

FORTY-FOURTH
DETAILED
ANNUAL REPORT
OF THE
REGISTRAR GENERAL FOR IRELAND
CONTAINING
A GENERAL ABSTRACT OF THE NUMBERS
OF
MARRIAGES, BIRTHS, AND DEATHS
REGISTERED IN IRELAND
DURING THE YEAR
1907.

TRANSMITTED PURSUANT TO THE PROVISIONS OF THE 7 & 8 VIC., CAP. 81, S. 56; 26 VIC., CAP. 11
AND 26 & 27 VIC., CAP. 90.

GENERAL SUMMARY.

POPULATION. MARRIAGES, THEIR NUMBER AND THEIR RELATION TO POPULATION, RELIGIOUS DENOMINATIONS, AGES, AND CIVIL CONDITION. **BIRTHS,** THEIR NUMBER AND THEIR RELATION TO POPULATION. **DEATHS,** THEIR NUMBER AND THEIR RELATION TO POPULATION, AGES, AND CAUSES. **EMIGRATION; WEATHER.**

Presented to Parliament by Command of His Majesty.



DUBLIN:

PRINTED FOR HIS MAJESTY'S STATIONERY OFFICE,

BY

CAHILL & CO., 35, 36 AND 37, GREAT STRAND STREET.

And to be purchased, either directly or through any Bookseller, from

E. PONSONBY, 116 Grafton Street, Dublin; or

WYMAN & SONS, Ltd., Fetter Lane, E.C., and 32 Abingdon Street, Westminster, S.W.; or

OLIVER & BOYD, Edinburgh.

1908.

[Cd. 4233.] Price 2s. 7d.

CONTENTS.

REPORT :—

GENERAL SUMMARY :	PAGE.
Population, Marriages, Births, Deaths, and Emigration in 1907 and ten previous years,	v.
Number of Irish Registration Officers,	vi.
Number of Searches, etc., at the General Register Office during the years 1864-1907, with Amount of Fees received,	vi.
Offences against the Registration Acts,	vi.
Rate per 1,000 of the population represented by the Marriages, Births, and Deaths registered in each Province and County in 1907,	vii.
MARRIAGES :	
Their Number and Proportion to the Population,	vii.
Number by each mode of celebration in the years 1897-1907,	viii.
Number of Licences issued by Registrars,	viii.
Number of Licensing Presbyterian Ministers and of Licences issued by them,	viii.
Number of Buildings registered for Solemnization of Protestant Marriages,	viii.
Civil Condition of Persons Married,	ix.
Number of Roman Catholic and of Protestant Marriages registered in each quarter of the years 1897-1907,	ix.
Ages of persons Married,	ix.
Signatures to Marriage Registers and Certificates,	ix.
Marriage-rate in Provinces and certain Counties,	x.-xi.
BIRTHS :	
Their Number and Proportion to the Population,	xi.
Proportion of Illegitimate Births in Ireland and in the several Provinces,	xi.
Birth-rate in the Provinces and certain Counties,	xi.
Number in each quarter of the years 1897-1907,	xiii.
DEATHS :	
Their Number and Proportion to the Population,	xii.
Death-rate in the Provinces, and certain Counties,	xii.
General Remarks on the Public Health,	xii.
Number in each quarter of the years 1897-1907,	xiii.
Causes of Death.—General Observations,	xiii.
" Deaths from all causes and from each of the principal causes during the years 1897-1907, with the respective rates per 100,000 of the Estimated Population,	xvi.-xvii.
" General Diseases,	xiv.
" Diseases of Special Organs or Parts,	xxxviii.
" Ill-defined or not Specified Causes and Uncertified Causes,	xlii.
" Violence,	xlii.
Inquests,	xliv.
Ages at Death,	xliv.
Infant Mortality	xliv.
Deaths from Cerebro-spinal Fever,	xxiii.
Deaths from Tuberculous Disease	xxxii.
Deaths of Women in Ireland from Diseases Caused by or Associated with Pregnancy or Childbearing, xxxi, xli.	
Deaths from Malignant Disease in Ireland during 1907, by Sexes, Ages, and Parts Affected,	xxxvii.
Deaths from Poison in 1907, distinguishing the Sex and Age of Deceased, the Name of the Poison or Poisonous Gas, and whether Accidental, Suicidal, or Homicidal,	xlili.
Emigration from Ireland,	xlvi.
Prices of Provisions, and Number of Persons in Receipt of Poor Law Relief in 1907, and previous ten years,	xlviii.
The Weather,	xlix.

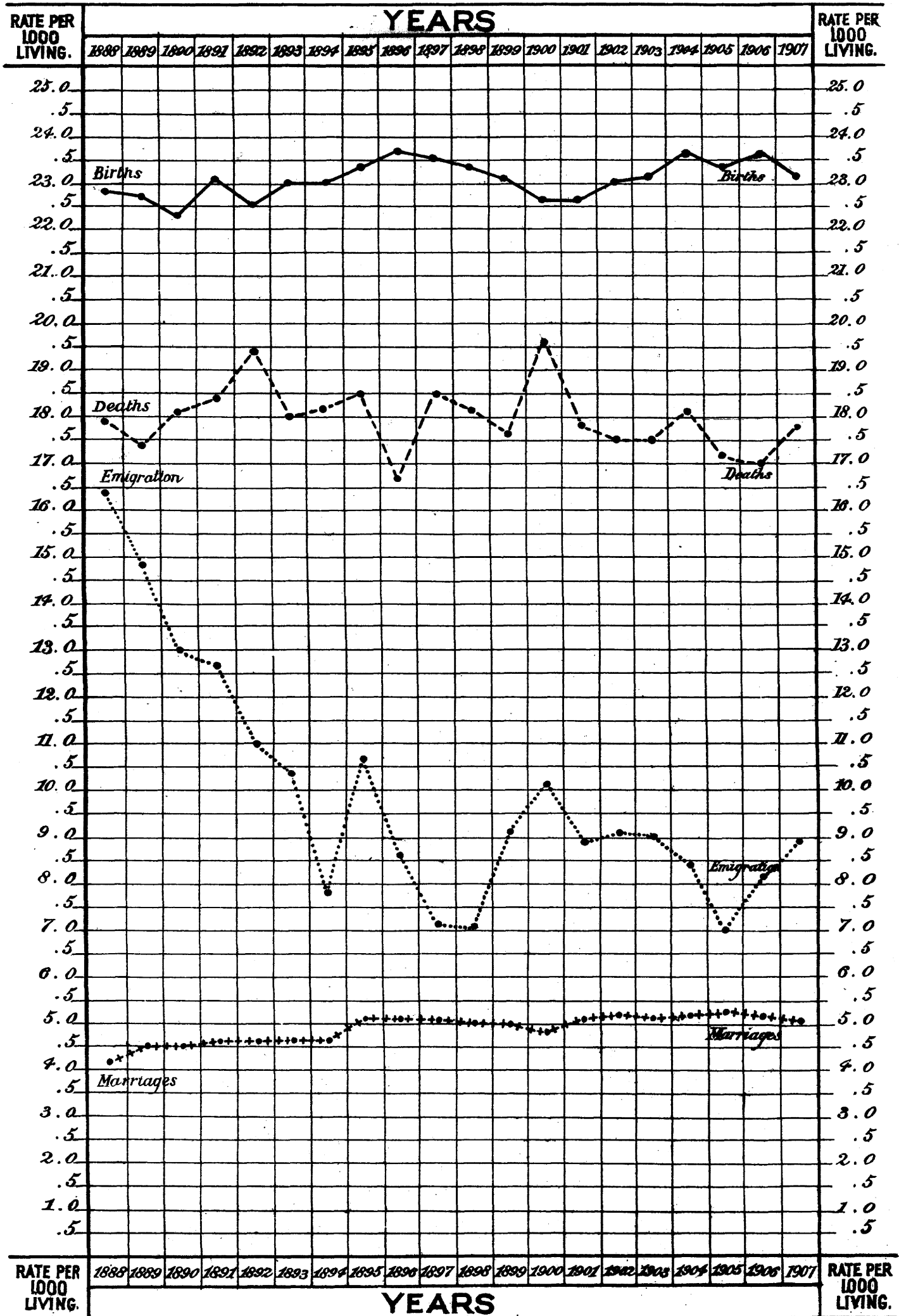
ABSTRACTS:—

	PAGE.
Marriages registered in Ireland in each of the Provinces, Counties, and Superintendent Registrars' Districts in 1907, distinguishing Roman Catholic from Protestant Marriages, and giving the total number registered in each quarter of the year; the Conjugal Condition of Persons Married; the Number of Minors and of those who signed the Registers by Marks,	2-15
Ages of Persons married in 1907, distinguishing those of Bachelors, Spinsters, Widowers, and Widows,	16, 17
Marriages, Births, and Deaths registered in each of the Counties,	18
Marriages, Births, and Deaths in the Superintendent Registrars' Districts, and portions of Superintendent Registrars' Districts in each County, distinguishing the Sexes and Illegitimate Births,	19-24
Marriages, Births, and Deaths in each of the Superintendent Registrars' Districts in Ireland,	25-27
Births and Deaths in the Registrars' Districts in each County, distinguishing the Sexes and Illegitimate Births,	28-51
Births (distinguishing Males and Females) registered in the Provinces, Counties, and Superintendent Registrars' Districts (or portions of such Districts), in each of the Four Quarters of 1907,	54-67
Births (distinguishing Males and Females) registered in each Superintendent Registrar's District in Ireland during each Quarter of the year 1907,	68-70
Deaths (distinguishing Males and Females) registered in each of the Four Quarters of 1907, in Provinces, Counties, and Superintendent Registrars' Districts (or portions of such Districts),	71-83
Deaths (distinguishing Males and Females) registered in each Superintendent Registrar's District in Ireland during each Quarter of the year 1907,	82-85
Deaths of Males and Females at different Ages registered in 1907, in Provinces and Counties, and in the Superintendent Registrars' Districts, (or portions of such Districts) in each County,	86-103
Deaths of Males and Females at different Ages in each Superintendent Registrar's District in Ireland,	104-111
Causes of Death of Males and Females in Ireland, at different periods of life in 1907,	112-129
Causes of Death of Males and Females in Ireland, and in each of the Provinces in 1907,	130-135
Deaths from Epidemic Diseases and other Causes in 1907, in the Provinces and Counties, showing the circumstances as to residence at time of death,	136-137
Deaths from Epidemic Diseases and other Causes in 1907, in each Superintendent Registrar's District in Ireland, showing the circumstances as to residence at time of death,	138-145
Estimated Population of Ireland in each of the seventy-five years 1833-1907,	146
Population by Sexes and Ages according to Census Returns of 1861, 1871, 1881, 1891, and 1901.	146
METEOROLOGICAL OBSERVATIONS , by Sir John W. Moore, B.A., M.D., Dub., D.Sc., OXON; F.R.C.P.I.; F.R. MET. SOC. (Extracted from the "Dublin Journal of Medical Science,")	147-168
Abstract of Meteorological Observations, Dublin, 1907,	169
Summary Tables of Meteorological Observations, 1887-1907,	170-171
Abstract of Meteorological Data taken at certain Irish Stations in 1907,	172-175
Index to Superintendent Registrars' Districts, and Registrars' Districts,	176-179

DIAGRAMS.

DIAGRAM No. 1.—Showing the respective rates per 1,000 of the population represented by the Marriages, Births and Deaths registered in Ireland in each of the twenty years, 1888-1907, and by the number of Emigrants enumerated in the same years,	Facing Page v.
„ „ 2.—Showing the comparative Mortality from twenty-two of the principal causes of Death in Ireland in 1907,	„ xiii.
„ „ 3.—Showing the death-rate from Tuberculosis in Ireland, as compared with England and Scotland during each of the forty-four years, 1864-1907,	„ xxxii.
„ „ 4.—Showing the death-rate from Tuberculous Disease at certain age-periods in Ireland, England and Wales, and Scotland during the year 1905,	„ xxxiii.
„ „ 5.—Showing the Occupational Mortality from Tuberculous Phthisis (<i>Phthisis</i>) in the Dublin Registration Area during each of the years 1901-7,	„ xxxiv.
„ „ 6.—Showing Infant Mortality in Dublin Registration Area, Belfast and Cork, as compared with large towns of England and principal towns of Scotland,	„ xlv.

DIAGRAM No. 1—Showing the respective rates per 1,000 of the Population, represented by the number of Marriages, Births and Deaths, registered in Ireland, in each of the Twenty Years, 1888-1907 and by the number of Emigrants enumerated in the same years.



(In face page V.)

REPORT

TO

HIS EXCELLENCY JOHN CAMPBELL, EARL OF ABERDEEN, K.T.

&c., &c., &c.,

LORD LIEUTENANT-GENERAL AND GENERAL GOVERNOR OF IRELAND.

I have the honour of submitting for Your Excellency's consideration the Forty-fourth Annual Detailed Report, on the Marriages, Births, and Deaths registered in Ireland during the year 1907.

GENERAL SUMMARY.

In Table I. on this page it may be seen that the number of Marriages registered in Ireland during the year 1907, was 22,509; the number of Births, 101,742; and the number of Deaths, 77,334. The marriage-rate was 5.14 per 1,000 of the estimated population, showing a decrease of 0.02 as compared with that for the year 1906, but is 0.05 above the average rate for the ten years 1897-1906; the birth-rate was 23.2 per 1,000 of the estimated population, showing a decrease of 0.4 as compared with that for the preceding year, and is the same as the average rate for the ten years 1897-1906; and the death rate (17.7 per 1,000) is 0.7 above the rate for the preceding year, but 0.2 under the average rate for the ten years 1897-1906.

The returns for the year 1907 show that the natural increase of population, or excess of births over deaths, was 24,408; the loss by emigration amounted to 39,082 (which number exceeds the number of Emigrants enumerated in 1906, namely, 35,344, and also the average number—37,381—for the ten years 1897-1906). It would appear, therefore, that there was a decrease of 14,674 in the population during the year; with respect to immigration, there is no official record, nor is it taken into account in the estimate of the population to the middle of the year which was 4,377,064.

TABLE I.—Showing for each of the years 1897-1907 the estimated **Population***; the number of **Marriages**, **Births**, and **Deaths** registered, and the number of **Emigrants** enumerated, with the rates per 1,000 of the estimated Population represented thereby; and the averages for the ten years 1897-1906.

YEARS	* Estimated Population in the middle of each year	Numbers Registered			Number of Emigrants as returned by the Enumerators	Rate per 1,000 of Estimated Population			
		Marriages	Births	Deaths		Marriages	Births	Deaths	Emigrants
1897	4,529,917	22,891	106,664	83,839	32,535	5.05	23.5	18.5	7.2
1898	4,518,478	22,580	105,457	82,404	32,241	5.00	23.3	18.2	7.1
1899	4,502,401	22,311	103,900	79,699	41,232	4.96	23.1	17.7	9.3
1900	4,468,501	21,390	101,459	87,606	45,288	4.77	22.7	19.6	10.1
1901	4,445,630	22,564	100,976	79,119	39,613	5.08	22.7	17.8	8.9
1902	4,432,274	22,949	101,863	77,676	40,190	5.18	23.0	17.5	9.1
1903	4,413,658	22,992	101,831	77,358	39,769	5.21	23.1	17.5	9.0
1904	4,402,182	22,961	103,811	79,513	36,902	5.22	23.6	18.1	8.4
1905	4,391,565	23,078	102,832	75,071	30,676	5.26	23.4	17.1	7.0
1906	4,388,006	22,662	103,536	74,427	35,344	5.16	23.6	17.0	8.1
Yearly Average, 1897-1906	4,449,261	22,632	103,233	79,671	37,381	5.09	23.2	17.9	8.4
1907	4,377,064	22,509	101,742	77,334	39,082	5.14	23.2	17.7	8.9

Diagram (No. 1), shows the respective rates per 1,000 of the population, represented by the Marriages, Births, and Deaths registered in Ireland in each of the twenty years 1888-1907, and by the number of Emigrants enumerated in each of these years.

* See page 146.

The number of Local Registration Officers holding office directly under the Department, or who have entered into bonds with the Registrar-General for the due discharge of their duties is 2,687. The cases of vacancies or appointments which were dealt with during the year 1907, number 614.

The following table shows the number of Searches made and Certificates issued at the General Register Office (exclusive of Searches made and Certificates issued for official purposes, which, in 1907, numbered 775 of the former and 660 of the latter); also the amount received as fees for same, in each year, since the commencement of the Acts for the Registration of Births and Deaths and of Roman Catholic Marriages in 1864.

TABLE II.—NUMBER OF SEARCHES made; number of CERTIFICATES issued, and Amount received as FEES for SEARCHES, &c., at the GENERAL REGISTER OFFICE, DUBLIN, during the 44 years 1864-1907.

YEARS.	Annual Number of Searches in the Registers.	Annual Number of Certificates.	Amount received as Fees for Searches, &c., and paid into His Majesty's Exchequer.	YEARS.	Annual Number of Searches in the Registers.	Annual Number of Certificates.	Amount received as Fees for Searches, &c., and paid into His Majesty's Exchequer.
1864, . .	15	3	£ s. d. 1 10 6	1886, . .	1,527	1,173	£ s. d. 225 7 4
1865, . .	41	20	4 12 0	1887, . .	1,683	1,307	251 7 0
1866, . .	55	34	7 0 0	1888, . .	1,778	1,404	266 9 0
1867, . .	46	26	5 12 0	1889, . .	1,966	1,561	297 4 6
1868, . .	69	42	9 13 0	1890, . .	2,448	2,042	363 2 9
1869, . .	80	34	8 15 0	1891, . .	2,815	2,297	433 1 6
1870, . .	83	54	11 10 0	1892, . .	3,209	2,534	469 17 0
1871, . .	112	67	14 6 6	1893, . .	3,559	2,733	532 2 2
1872, . .	120	76	15 14 0	1894, . .	3,492	2,678	512 7 0
1873, . .	100	106	21 14 0	1895, . .	3,482	2,618	508 8 0
1874, . .	166	107	22 6 6	1896, . .	4,046	3,103	596 10 6
1875, . .	244	166	33 15 0	1897, . .	3,917	2,960	572 3 0
1876, . .	270	185	36 16 0	1898, . .	4,132	3,207	613 1 2
1877, . .	312	202	43 14 0	1899, . .	4,133	3,201	616 13 6
1878, . .	391	286	55 15 0	1900, . .	4,558	3,481	672 7 6
1879, . .	522	399	78 0 0	1901, . .	4,843	3,733	718 18 0
1880, . .	753	596	114 7 0	1902, . .	4,871	3,719	716 16 6
1881, . .	743	583	111 8 6	1903, . .	4,944	3,796	731 12 6
1882, . .	852	698	129 11 0	1904, . .	5,183	3,956	769 19 7
1883, . .	1,036	773	149 1 6	1905, . .	5,110	3,954	759 8 5
1884, . .	1,254	966	185 3 0	1906, . .	5,714	4,409	849 6 0
1885, . .	1,412	1,116	212 8 0	1907, . .	5,877	4,544	875 0 2

Offences against the Acts administered by this Department reported during the financial year ended 31st March last, numbered 556. On careful inquiry into the circumstances, prosecutions were ordered to be instituted in 45 cases. In 33 of these the parties were convicted and punished; 2 were dismissed; and in 10 the proceedings were abandoned, the parties (in most instances) paying the costs of court and complying with the law.

Amongst the offences dealt with the following are included:—Neglect to Register Births; neglect to Register Deaths; neglect to furnish Certificate of Marriage; giving false information when registering births and deaths; failure of Registrar to deliver certified copies of entries to Superintendent Registrar; neglect to comply with Requisition to correct entry.

A sum of £120 was provided in the estimates to meet legal charges. During the year the total cost of the legal service of the Department was £85 9s. 0d., of which sum £40 17s. 6d. was paid for local professional assistance, and £4 6s. 0d. for mileage to the Registrars.

TABLE III.—Showing for each PROVINCE and COUNTY in IRELAND, the respective RATES per 1,000 of the POPULATION,* represented by the MARRIAGES, BIRTHS, and DEATHS Registered during the Year 1907.

PROVINCES AND COUNTIES.	Annual Rate per 1,000 of the Population, represented by			PROVINCES AND COUNTIES.	Annual Rate per 1,000 of the Population, represented by		
	Marriages	Births	Deaths		Marriages	Births	Deaths
IRELAND	5.1	23.2	17.7	II. MUNSTER.			
				Clare	3.7	19.5	14.0
				Cork Co. and Co. Borough	4.9	22.0	16.0
				Kerry	3.7	22.9	12.7
				Limerick Co. and Co. Borough	5.1	23.3	17.0
				Tipperary, North Riding	3.6	18.7	14.0
				Tipperary, South Riding	4.7	21.5	17.0
				Waterford Co. and Co. Borough	5.1	21.1	17.9
PROVINCES.				III. ULSTER.			
I. LEINSTER	5.5	23.2	19.4	Antrim	5.0	23.1	17.0
II. MUNSTER	4.5	21.7	15.5	Armagh	5.1	22.6	19.9
III. ULSTER	5.6	24.2	18.7	Belfast Co. Borough	8.0	30.6	21.0
IV. CONNAUGHT	3.7	20.6	13.5	Cavan	3.7	18.0	16.0
				Donegal	4.5	22.8	15.9
I. LEINSTER.				Down	5.3	22.4	18.4
Carlow	3.7	20.1	15.8	Fermanagh	4.0	19.9	16.5
Dublin	5.6	18.8	18.2	Londonderry Co. and Co. Borough	5.1	22.7	17.2
Dublin Co. Borough	8.0	31.7	25.6	Monaghan	4.9	20.7	19.4
Kildare	4.6	23.6	16.6	Tyrone	4.8	20.3	18.4
Kilkenny	3.7	20.7	17.6	IV. CONNAUGHT.			
King's	5.0	19.2	14.3	Galway	3.2	20.5	13.6
Longford	3.4	19.1	16.7	Leitrim	3.9	18.6	14.1
Louth	4.8	20.4	17.3	Mayo	3.9	23.0	12.9
Meath	3.7	19.6	17.7	Roscommon	3.2	17.7	13.1
Queen's	4.1	18.4	15.8	Sligo	4.3	20.5	15.0
Westmeath	4.5	19.6	16.0				
Wexford	4.7	20.8	17.8				
Wicklow	5.0	20.7	16.5				

MARRIAGES.

There were 22,509 Marriages registered during the year, corresponding to 5.14 per 1,000 of the estimated population,* which rate is 0.02 below that for the previous year, but 0.05 above the average for the ten years 1897-1906.

Of the 22,509 Marriages registered during last year, 15,571 were between Roman Catholics; 3,668 were celebrated according to the rites and ceremonies of the Church of Ireland; 2,347 were in Presbyterian Meeting-houses; 479 in "Registered Buildings" belonging to various religious denominations; only 422 by civil contract in the Registrars' offices; 7 were according to the usages of the Society of Friends; and 15 according to the Jewish rites.

The Roman Catholic Marriage rate is 4.79 per 1,000 of the Roman Catholic population estimated to the middle of 1907, or 0.05 over the corresponding average rate for the preceding ten years, and the other Marriages represent a rate of 6.15 per 1,000 of all persons other than Roman Catholics in the population, this rate being 0.10 over the corresponding average rate for the ten years ending with 1906.

The 3,668 Marriages celebrated according to the rites of the Church of Ireland, include 44 by special licence, 3,040 by licence, 556 after the publication of banns, 3 on Registrar's certificate, and in 25 instances no information was afforded as to which of these methods was adopted.

* The rates for the total of Ireland and for the county boroughs of Dublin and Belfast and for Londonderry county and county borough are based on the estimated population in the middle of the respective years, those for the provinces for the years 1900-1907, and for the remaining counties for the year 1907 on the population according to the Census of 1901, and those for the provinces for the years 1898-1899 on the population according to the Census of 1891. The provinces and counties adopted for 1899-1907 are the areas as constituted after alterations made under the Local Government (Ireland) Act, 1898.

TABLE IV.—Marriages registered in Ireland in 1907, and in each of the previous ten years, according to the modes of celebration; with the rate per 1,000 of the population represented:—

YEARS.	Marriages registered under 7 & 8 Vic., cap. 81.							Roman Catholic Marriages.	Total Marriages Registered.	Rate per 1,000 of estimated corresponding Population represented by		
	According to the Rites of the Church of Ireland.	In Registered Presbyterian Meeting-houses.	In Registered Buildings.	In the Registrars' Offices.	Society of Friends.	Jews.	Total.			Marriages under 7 and 8 Vic., cap. 81.	Roman Catholic Marriages.	Total Marriages.
1897.	3,831	2,462	529	384	11	6	7,253	15,638	22,891	6.21	4.65	5.05
1898.	3,625	2,509	511	390	9	10	7,054	15,526	22,580	6.05	4.63	5.00
1899.	3,665	2,403	587	373	12	15	7,055	15,256	22,311	6.08	4.57	4.96
1900.	3,297	2,295	549	376	10	8	6,535	14,795	21,330	5.87	4.46	4.77
1901.	3,542	2,480	555	368	13	3	6,961	15,603	22,564	6.05	4.57	5.08
1902.	3,633	2,441	565	382	5	7	7,033	15,916	22,949	6.15	4.84	5.18
1903.	3,669	2,358	499	350	8	13	6,897	16,095	22,992	6.06	4.91	5.21
1904.	3,590	2,267	549	375	8	7	6,796	16,165	22,961	5.99	4.95	5.22
1905.	3,678	2,361	509	387	5	10	6,950	16,128	23,078	6.14	4.95	5.26
1906.	3,604	2,330	485	400	9	16	6,844	15,818	22,662	6.05	4.86	5.16
Average, 1897-1906	3,613	2,394	534	379	9	9	6,938	15,634	22,632	6.05	4.74	5.09
1907.	3,668	2,347	479	422	7	15	6,938	15,371	22,509	6.15	4.79	5.14

The number of Licences for Marriages issued by the Registrars during the year 1907 in Registered Buildings and in the Registrars' Offices was 787.

In the following summary the number of Marriage Licences issued by the Licensing Ministers of the several Presbyterian bodies is given.

Presbytery or Synod.	Number of Licensing Ministers on 31st December, 1907.	Number of Registered Meeting-houses on 31st December, 1907.	Number of Licences issued.
1. General Assembly of the Presbyterian Church in Ireland	153	596	2,293
2. Remonstrant Synod of Ulster	10	19	30
3. Presbytery of Antrim	6	10	17
4. United Presbytery or Synod of Munster	1	2	0
5. Presbytery of Ireland (United Free Church of Scotland)	6	9	29
Total	176	636	2,369

There being no civil restrictions as to the time or place for celebrating marriages between Roman Catholics in Ireland, a registration of the churches and chapels of the Roman Catholic Church is not necessary for the purposes of this office; but with reference to other religious bodies, a record is kept of the places of Divine worship in which marriages may be lawfully solemnized without special licence. From this it appears that, on the 31st December, 1907, there were 1,488 churches and chapels of the Church of Ireland, 636 registered Presbyterian Meeting-houses, and 411 "Registered Buildings" belonging to various religious denominations. These numbers show a decrease of 1 as regards the Church of Ireland, a decrease of 2 in the number of Presbyterian Meeting-houses; and an increase of 1 in the total number of "Registered Buildings" as compared with the previous year.

The following list shows the number of "Registered Buildings" belonging to the several religious bodies as revised for the year, 1907.

Denominations.	No. of Places of Worship.	Denominations.	No. of Places of Worship.	Denominations.	No. of Places of Worship.
Methodists,	256	Salvation Army,	9	United Original Seceders,	1
Reformed Presbyterians,	38	Seceders,	8	"Undenominational,"	1
Independents, or Congregationalists,	29	Non-Subscribing Unitarians,	5	Jews,	1
Baptists,	27	"The Catholic Apostolic Church,"	2	"Holiness Movement" Church	1
Christian Brethren,	22	Covenanters	1		
Moravians, or United Brethren,	9	Welsh Presbyterians,	1	Total,	411

Of the 22,509 marriages registered during the year 1907, there were 6,028 recorded in the first quarter, 5,643 in the second, 5,609 in the third, and 5,229 in the fourth.

As derived from the numbers given in the Abstract of Marriages, commencing on page 2, it would appear that the marriages of bachelors with spinsters formed 89·3 per cent. of the total; that those of widowers and spinsters was 6·8 per cent.; that the marriages of bachelors and widows was 2·4 per cent.; and that those of widowers and widows formed 1·6 per cent. of the total marriages. Thus of the men married 8·4 per cent. were widowers, and 4·0 per cent. of the women were widows; and in 11 instances, in every 100 marriages, one or both of the contracting parties had been in the married state before.

TABLE V.—Showing, by QUARTERLY PERIODS, the number of MARRIAGES registered in Ireland in each of the eleven years 1897-1907, and the average number for the ten years 1897-1906, distinguishing the number of Roman Catholic Marriages registered under the 26 & 27 Vic., cap. 90, and of Protestant and other marriages under the 7 & 8 Vic., cap. 81.

YEAR.	MARRIAGES.														
	Roman Catholic.					Others.					Total.				
	Quarter ending the last day of				Total.	Quarter ending the last day of				Total.	Quarter ending the last day of				Total.
	Mar.	June.	Sep.	Dec.		Mar.	June.	Sep.	Dec.		Mar.	June.	Sep.	Dec.	
1897.	6,141	3,057	3,244	3,196	15,638	1,462	1,840	1,991	1,960	7,253	7,603	4,897	5,235	5,156	22,891
1898.	5,761	3,287	3,260	3,218	15,526	1,393	1,766	1,899	1,996	7,054	7,154	5,053	5,159	5,214	22,580
1899.	5,135	3,633	3,297	3,191	15,256	1,436	1,837	1,909	1,873	7,055	6,571	5,470	5,206	5,064	22,311
1900.	5,094	3,234	3,173	3,294	14,795	1,211	1,612	1,851	1,861	6,535	6,305	4,846	5,024	5,155	21,330
1901.	5,465	3,471	3,331	3,336	15,603	1,352	1,742	2,054	1,813	6,961	6,817	5,213	5,385	5,149	22,564
1902.	5,263	3,744	3,506	3,403	15,916	1,530	1,633	1,920	1,950	7,033	6,793	5,377	5,426	5,353	22,949
1903.	5,686	3,643	3,401	3,365	16,095	1,454	1,692	1,961	1,790	6,897	7,140	5,335	5,362	5,155	22,992
1904.	5,566	3,731	3,492	3,376	16,165	1,372	1,728	1,853	1,843	6,796	6,938	5,459	5,345	5,219	22,961
1905.	6,163	3,193	3,281	3,491	16,128	1,372	1,754	1,985	1,839	6,950	7,535	4,947	5,266	5,330	23,078
1906.	5,613	3,830	3,347	3,323	15,813	1,407	1,765	1,822	1,850	6,844	7,020	5,095	5,169	5,378	22,662
Average for ten years, 1897-1906	5,589	3,432	3,333	3,340	15,694	1,399	1,737	1,925	1,877	6,938	6,988	5,169	5,253	5,217	22,632
1907.	4,573	3,858	3,666	3,474	15,571	1,455	1,785	1,943	1,755	6,938	6,028	5,643	5,609	5,229	22,509
Equivalent annual rate per 1,000 living:—															
Average, 1897-1906,	6·8	4·2	4·0	4·0	4·7	4·9	6·1	6·7	6·5	6·1	6·3	4·6	4·7	4·7	5·1
1907,	5·6	4·8	4·5	4·3	4·8	5·2	6·3	6·9	6·2	6·1	5·5	5·2	5·1	4·8	5·1

As a complete record of the ages of the persons married would be valuable, it is therefore with regret I have to report an increasing majority of instances in which the ages of the persons married are not stated. The requirements of the law are technically complied with by the entry in the age column of "minor" or of "full age," as the case may be, and there seems to be a general and increasing inclination to take advantage of this circumstance, as in 1907 the ages of both parties were specified in 2,881 cases only, being nearly one-eighth of the total number of marriages. In the year 1865, when 30,802 marriages were registered, the ages of both parties were given in 13,910 instances. In England and Wales, in the year 1906, only 0·91 per cent. of the husbands and 0·99 per cent. of the wives failed to make definite statement of age in the marriage register.

Of 22,509 men married during the year, the number of minors was 324, or 1·44 per cent.; and of the women married 1,175, or 5·22 per cent., were under age.

The highest proportion of husbands (1·82 per cent.) who married under age in 1907 was in the province of Ulster, and of wives (6·68 per cent.) was also in the province of Ulster.

The percentage of persons married in Ireland, who were under age, it may be observed, is very far below the corresponding percentages in England and Scotland.

A crude test of the progress of elementary education is afforded by the signatures of the contracting persons, as seen in the marriage registers or certificates. In the year 1907, 20,705, or 92·0 per cent., of the husbands, and 21,164, or 94·0 per cent., of the wives, wrote their names, and the remainder signed by marks, as against 19,421, or 84·8 per cent., of the husbands, and 19,857, or 86·7 per cent., of the wives, in the

year 1897; 16,294, or 77·8 per cent., of the husbands, and 15,753, or 75·2 per cent., of the wives, in the year 1887; and 17,217, or 69·6 per cent., of the husbands, and 15,816, or 64·0 per cent., of the wives, in the year 1877.

The percentages for 1907, when compared with the corresponding results in the first of the preceding ten years, show a considerable improvement, the percentage of men married in 1897 who wrote their names, being—84·8, and of women 86·7; and they exhibit a great advance when compared with the percentage for the year 1864, when the general registration of marriages in Ireland was established, in which year but 61 in every 100 men, and 50 in every 100 women married, wrote their names.

For the several provinces the percentages among men during the year 1907, range from 89 in Connaught to 93 in Leinster and Munster; and, for women, from 93 in Connaught to 96 in Munster.

Both of the persons married signed the register by "mark" in 532 cases, and the register was thus signed by either the husband or the wife in 2,085 cases, so that in 2,617 cases, or 11·6 per cent. of the total number of marriages, one or both of the parties signed by mark; and in 19,892 or 88·4 per cent., both parties wrote their names.

In the following table the proportion per cent. of persons married in each of the eleven years 1897-1907, who wrote their names in the registers or certificates; of minors; of widowers; and of widows; is given for Ireland, and for each of the four provinces.

TABLE VI.—Showing, as regards the **Marriages** in Ireland, and in each of the Four Provinces, during the years 1897—1907, the proportion per cent. of Persons who **signed their names**, of Persons **not of Full Age**, and of **Re-marriages**.

Provinces, &c.	Signed their Names in Writing.		Persons not of Full Age.		Re-marriages.		Provinces, &c.	Signed their Names in Writing.		Persons not of Full Age.		Re-marriages.			
	Of 100 Men Married.	Of 100 Women Married.	Of 100 Men Married.	Of 100 Women Married.	Widow-ers.	Widows.		Of 100 Men Married.	Of 100 Women Married.	Of 100 Men Married.	Of 100 Women Married.	Widow-ers.	Widows.		
														Of 100 Men Married.	Of 100 Women Married.
IRELAND.	1897,	81·8	86·7	1·87	8·31	9·64	4·45	MUNSTER,	1897,	86·5	90·2	1·11	6·69	8·62	4·26
	1898,	81·8	86·7	1·87	8·31	9·64	4·45		1898,	89·0	90·2	0·81	5·79	9·30	4·55
	1899,	86·0	87·3	1·66	7·89	9·77	4·40		1899,	88·7	91·8	1·18	5·05	9·09	4·08
	1899,	86·8	88·6	1·74	7·32	9·52	4·46		1900,	89·2	92·1	0·93	5·24	8·14	3·72
	1900,	86·8	89·3	1·56	6·84	9·33	4·38		1901,	89·7	92·7	1·05	5·17	8·59	4·07
	1901,	87·6	90·2	1·53	6·83	9·55	4·60		1902,	90·7	92·4	0·92	4·97	7·57	4·07
	1902,	88·5	90·6	1·47	6·14	9·13	4·43		1903,	91·1	93·4	0·98	5·28	7·26	3·82
	1903,	88·9	90·9	1·57	6·50	8·51	4·18		1904,	92·0	93·8	0·96	4·51	7·42	3·84
	1904,	89·6	92·0	1·48	6·32	8·72	4·21		1905,	92·0	94·3	0·65	3·60	7·32	3·40
	1905,	90·0	92·4	1·39	5·93	9·07	4·32		1906,	93·8	96·0	0·97	3·64	7·83	3·93
	1906,	91·4	93·8	1·37	4·84	8·42	4·07		1907,	93·1	95·7	0·76	3·42	7·40	4·00
	1907,	92·0	94·0	1·44	5·22	8·37	3·97								
								ULSTER,	1897,	84·2	84·1	2·22	9·38	10·85	4·15
									1898,	85·0	84·1	2·04	9·29	10·37	3·84
									1899,	85·6	85·2	1·90	8·68	10·51	3·91
									1900,	85·5	86·3	1·98	8·22	10·29	4·34
									1901,	87·0	88·1	1·87	8·10	10·71	4·34
									1902,	87·5	89·3	1·91	7·32	10·77	4·09
									1903,	88·0	89·0	1·87	7·37	9·56	3·92
									1904,	88·3	89·8	1·93	7·90	10·00	4·07
									1905,	88·9	90·5	1·80	7·39	10·93	4·37
									1906,	90·7	92·7	1·63	5·89	9·48	4·02
									1907,	91·3	93·1	1·82	6·68	9·73	3·70
LEINSTER.	1897,	87·0	89·3	2·43	8·70	8·89	5·59	CONNAUGHT,	1897,	78·5	83·5	0·61	6·56	9·01	3·10
	1898,	87·4	90·3	2·03	8·01	9·39	5·46		1898,	79·6	85·7	0·90	6·40	9·32	3·48
	1899,	89·2	91·1	2·31	7·91	8·60	5·64		1899,	81·0	87·9	0·77	5·29	9·08	4·22
	1900,	89·3	91·7	1·79	6·88	8·78	5·38		1900,	81·2	88·6	0·64	4·65	8·92	3·25
	1901,	88·8	91·9	1·87	6·98	9·12	5·77		1901,	82·4	88·5	0·43	5·20	8·33	3·75
	1902,	90·6	92·1	1·61	6·00	8·74	5·76		1902,	82·4	88·3	0·65	4·12	7·24	3·04
	1903,	90·7	92·4	2·02	6·96	8·28	5·26		1903,	83·8	88·3	0·64	4·80	7·94	3·10
	1904,	91·2	93·5	1·63	6·49	8·13	5·22		1904,	85·8	92·2	0·63	4·19	8·31	3·00
	1905,	91·5	94·0	1·77	6·54	7·98	5·58		1905,	86·6	91·7	0·49	3·90	8·64	2·92
	1906,	92·2	94·3	1·71	5·32	7·50	4·68		1906,	86·8	92·0	0·30	1·97	8·05	2·96
	1907,	93·2	94·3	1·81	5·52	7·19	4·59		1907,	89·0	93·1	0·42	2·62	8·38	3·30

In the province of Ulster, the highest provincial marriage rate per 1,000 of the population according to the Census of 1901 was recorded. The rate for that province, however, being only 5·6 per 1,000 of the population of the province; Leinster comes next with 5·5 per 1,000; Munster third, with 4·5 per 1,000; and Connaught last, the rate being 3·7 per 1,000.

For county, or county borough areas, the highest marriage rate (8·0 per 1,000 of the population) was in the county borough of Dublin, and in the county borough of Belfast; and the lowest 3·2 in each of the counties of Galway and Roscommon. Between these extremes the most favourable rates were 5·6 for the county of Dublin, and 5·3 for the county of Down, and the least so 3·4 for the county of Longford, 3·6 for the county of Tipperary N.R., and 3·7 for the counties of Kilkenny, Meath, Kerry, Cavan, Carlow, and Clare.

BIRTHS.

The births registered during the year 1907, namely, 101,742 include 52,171 boys, and 49,571 girls, or 105·2 of the former to every 100 of the latter—the rate afforded in proportion to the estimated population being 1 in 43·0, or 23·2 per thousand, which is equal to the average rate per 1,000 for the ten years, 1897-1906.

Of the 101,742 children whose births were registered in Ireland during the year 1907, 99,178, or 97·5 per cent. were legitimate, and 2,564, or 2·5 per cent. were illegitimate, the latter being 0·1 below the corresponding average percentage for the preceding 10 years. These results bear favourable comparison with the returns for most other countries.

The number of male children born in wedlock during the year was 50,896 and of female, 48,282, or 105·4 of the former to every 100 of the latter; of the illegitimate children 1,275 were males and 1,289 females, being 98·9 boys to 100 girls.

Of the children born in Ulster, 3·3 per cent. were illegitimate; in Leinster, the percentage was 2·7; in Munster, 2·1; and in Connaught 0·6, as shown in Table VII.

TABLE VII.—The Percentage of **Legitimate** and of **Illegitimate** Births registered in Ireland during the years 1903-1907 by Provinces.

Provinces	Proportion per cent. of Legitimate Births.					Proportion per cent. of Illegitimate Births.				
	1903	1904	1905	1906	1907	1903	1904	1905	1906	1907
IRELAND	97·4	97·5	97·4	97·4	97·5	2·6	2·5	2·6	2·6	2·5
LEINSTER	97·4	97·4	97·3	97·3	97·3	2·6	2·6	2·7	2·7	2·7
MUNSTER	97·7	97·8	97·7	97·8	97·9	2·3	2·2	2·3	2·2	2·1
ULSTER	96·7	96·6	96·5	96·5	96·7	3·3	3·4	3·5	3·5	3·3
CONNAUGHT	99·5	99·3	99·3	99·3	99·4	0·5	0·7	0·7	0·7	0·6

The provincial rates represented by the total births registered during the year 1907 were—Leinster, 23·2 per 1,000 of the population in 1901; Munster, 21·7; Ulster, 24·2; and Connaught, 20·6.

The four highest birth-rates for the county or county borough areas were 31·7 for Dublin county borough; 30·6 for Belfast county borough; 23·6 for county Kildare; and 23·3 for Limerick county and county borough. The four lowest rates were—17·7 for county Roscommon; 18·0 for county Cavan; 18·4 for Queen's county; and 18·6 for county Leitrim.

Of the total births 51·8 per cent. were registered in the first six months of the year (181 days), and 48·2 per cent. in the second half of the year (184 days).

In the first quarter of the year the total number of births registered was 26,122; in the second, 26,624; in the third, 24,930; and in the fourth, 24,066.

DEATHS.

The number of deaths registered in Ireland during the year 1907, was 77,334, equivalent to 1 in 57, or 17·7 per 1,000 of the population estimated to the middle of the year. The deaths of males amounted to 38,618, and those of females to 38,716, the rate per 1,000 males and 1,000 females, respectively, being 17·8 and 17·6.

The death-rate (17·7) is 0·7 above that for the year 1906, but 0·2 under the average rate for the preceding ten years.

As heretofore, many of the Registrars have furnished me with valuable notes on the sanitary condition of their respective districts appended to their Quarterly Reports. These notes were published in the Quarterly Returns issued from this Department, and it is most desirable that they should receive the careful attention of the various Local Authorities entrusted with the administration of the Public Health Acts.

For the four provinces the recorded death-rates are as follows:—Connaught, 13·5; Munster, 15·5; Ulster, 18·7; and Leinster, 19·4 per 1,000 of the population according to the Census of 1901.

The six county or county borough areas having the lowest mortality rates per 1,000 of the population were:—County Kerry, 12·7; county Mayo, 12·9; county Roscommon, 13·1; county Galway, 13·6; and county Clare and county Tipperary, N.R., 14·0 each.

The highest rates are as follows:—Dublin county borough, 25·6; Belfast county borough, 21·0; county Armagh, 19·9; county Monaghan, 19·4; county Down, 18·4; and county Tyrone, 18·4.

The number of deaths registered in the first half of the year generally exceeds the number registered in the second half, the deaths registered in the six months of 1907, January to June inclusive, constituting 56·5 per cent. of the total for the year, and those in the remaining six months 43·5 per cent.

The deaths registered in each quarter are represented by the following annual rates:—First quarter, 21·3 per 1,000 of the population; second, 18·6; third, 14·2; and fourth, 16·5. The rate for the first quarter is 0·1 below, the second 0·2 below, the third 0·7 below, and the fourth equal to the average rate for the corresponding quarter in the ten years 1897-1906.

Of the 77,334 deaths registered during the year, as will be observed from the table on pp. 136-145, 3,312 took place in Infirmaries and General and Special Hospitals; 1,467 in Public Lunatic Asylums; 11,096 in Workhouses and Workhouse Hospitals; and 61,459, were of persons who died "At their Own Homes, &c."

The number of deaths, in "Infirmaries and General and Special Hospitals," is equivalent to 4·3 per cent. of the total deaths registered in Ireland, the percentages for the four provinces varying from 0·5 in Connaught to 9·1 in Leinster. Of the deaths registered, 14·3 per cent occurred in Workhouses or Workhouse Hospitals, the respective percentages for the provinces being—Leinster, 16·8; Munster, 19·6; Ulster, 10·7; and Connaught, 10·4.

DIAGRAM No. 2—Mortality from Twenty-Two of the Principal Causes of Death in Ireland, in the year 1907.

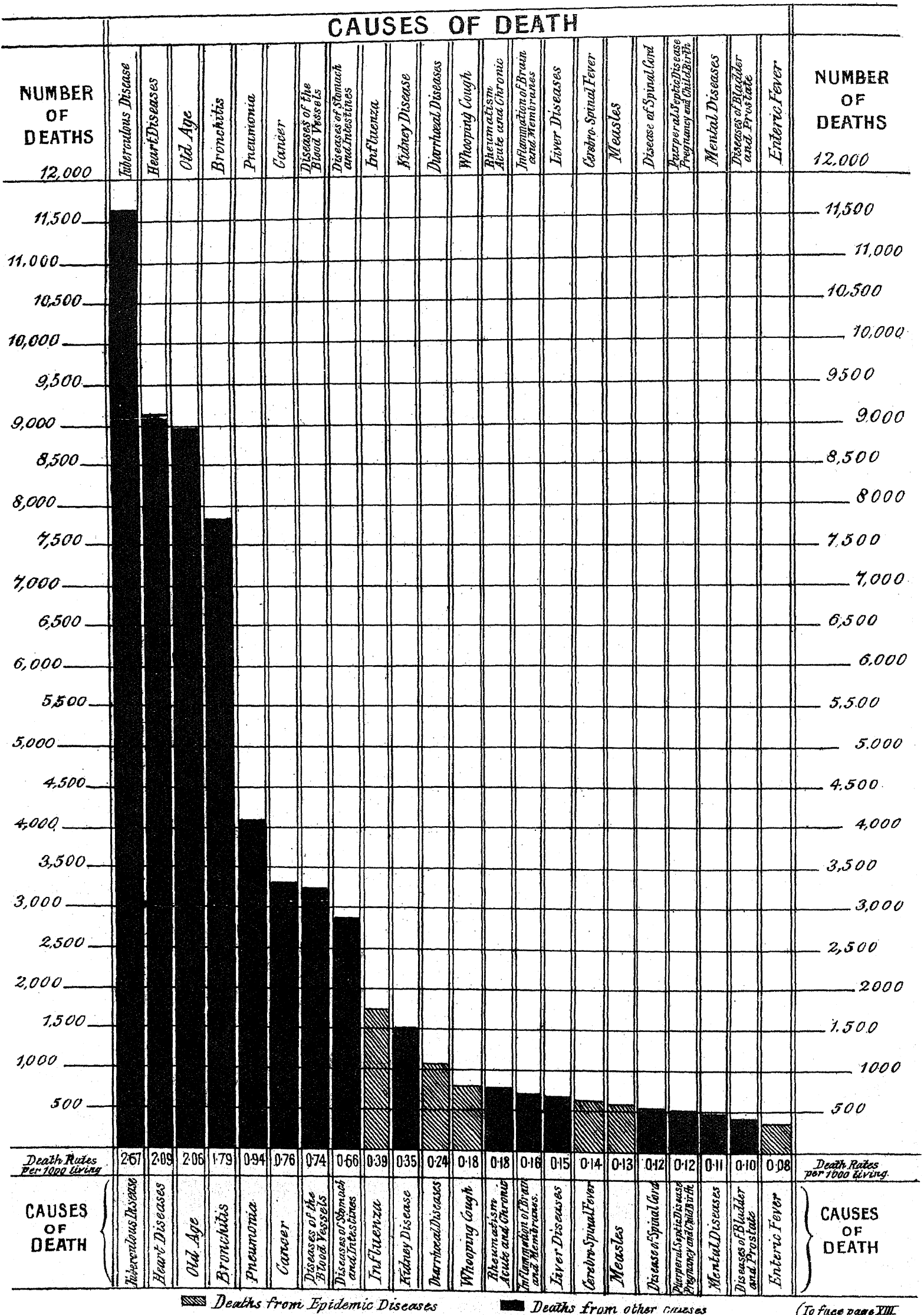


TABLE VIII.—Showing, by QUARTERLY PERIODS, the number of BIRTHS and DEATHS registered in Ireland in each of the eleven years, 1897-1907, and the average number for the ten years, 1897-1906.

YEARS.	BIRTHS.					DEATHS.				
	Quarter ending the last day of				Total.	Quarter ending the last day of				Total.
	March.	June.	Sept.	Dec.		March.	June.	Sept.	Dec.	
1897,	28,157	27,525	26,206	24,776	106,664	26,012	21,860	17,503	18,464	83,839
1898,	27,099	27,751	26,142	24,165	105,157	24,143	22,331	17,222	18,355	82,004
1899,	25,871	27,595	25,745	24,689	103,900	21,836	20,932	17,636	19,295	79,699
1900,	26,373	27,058	24,983	23,045	101,459	31,202	22,045	16,161	18,198	87,606
1901,	25,910	26,166	25,142	23,728	100,976	23,265	21,468	16,754	17,632	79,119
1902,	25,833	26,604	25,173	24,248	101,863	21,617	20,492	16,157	19,380	77,676
1903,	25,763	26,634	25,017	24,117	101,531	23,040	20,263	15,835	18,220	77,358
1904,	26,721	26,916	25,668	24,506	103,811	24,344	20,740	16,296	18,133	79,513
1905,	25,726	26,813	25,912	24,351	102,832	21,843	19,606	15,897	17,725	75,071
1906,	26,456	27,086	25,440	24,554	103,536	20,696	19,708	15,798	18,225	74,427
Average for ten } years, 1897-1906	26,394	27,018	25,543	24,278	103,233	23,833	20,950	16,526	18,362	79,671
1907	26,122	26,624	24,930	24,066	101,742	23,362	20,341	15,530	18,101	77,334
Equivalent annual rate per 1,000 living:—										
Average, 1897-1906,	23.7	24.3	23.0	21.8	23.2	21.4	18.8	14.9	16.5	17.9
1907,	23.9	24.3	22.8	22.0	23.2	21.3	18.6	14.2	16.5	17.7

CAUSES OF DEATH.

The text which follows relating to the year 1907 is compiled chiefly from the Abstracts of Diseases and Causes of Deaths which appear towards the end of this Report. These Abstracts are arranged according to the system laid down in the Official Nomenclature of Diseases (1906); this system is also adopted by the Registrar-General for England and Wales, and by the Registrar-General for Scotland.

A comparison of the numbers for each of the principal causes of death for the year 1907 with the respective averages for the same diseases or groups of diseases in the 10 years ending with 1906, and with the numbers for the year 1906, is submitted in the following tabular statement, which will allow your Excellency to observe at a glance the special features of mortality in Ireland for the year 1907.

STATEMENT showing the number of deaths from the undermentioned causes registered in Ireland during each of the years 1906 and 1907, with the annual average number for the ten years, 1897-1906.

CAUSES	NUMBER OF DEATHS REGISTERED			CAUSES	NUMBER OF DEATHS REGISTERED		
	Years		Average 10 years 1897-1906		Years		Average 10 years, 1897-1906
	1907	1906			1907	1906	
Small-pox	1	.	7	Pneumonia (all forms)	4,102	3,796	3,601
Measles	584	388	750	All Forms of Tuberculous Disease	11,679	11,756	12,438
Scarlet Fever	99	149	242	Malignant Diseases	3,338	3,481	2,929
Typhus "	56	86	105	Diseases of Nervous System	4,181	4,170	4,813
Influenza	1,720	978	1,778	" " Heart	9,157	8,921	10,351
Whooping cough	809	929	1,136	" " Blood Vessels	3,251	3,186	
Diphtheria	283	349	360	Bronchitis	7,845	7,176	7,927
Enteric Fever	362	594	722	Diseases of Digestive System	3,803	3,886	3,868
Diarrhoeal Diseases	1,067	1,675	1,616	" " Urinary	2,068	1,955	1,765
Cerebro-spinal Fever	631	12	68	" " Pregnancy and Child- birth	342	373	386
Puerperal Septic Diseases	163	234	224	Violent Deaths	1,877	1,875	1,920

It may be seen that for each of the principal Epidemic Diseases* there is a reduction in the mortality as compared with the average, but that for influenza the mortality nearly equals the high average for the preceding decennium and is considerably in excess of the mortality for 1906; that there is an increased mortality from pneumonia (all forms); that the deaths from tuberculosis, the bane of Irish mortality statistics, are practically unaltered from previous years; that there is an increase in deaths from malignant disease (as compared with the decennial average), but a decrease compared with 1906; that cerebro-spinal fever caused 631 deaths, and that there was a decrease in the number of deaths from diseases and accidents caused by the duty of maternity.

All these are successively dealt with in detail in the following pages.

I have, moreover, in this Report inserted 6 diagrams which I have considered as being most useful for the purposes of illustrating the problems arising from the study of the vital statistics of the country.

GENERAL DISEASES.

Small-Pox.—There was one death from small-pox registered in the whole of Ireland during the year 1907; the deceased was a male, aged 19 years. The death occurred in the Union of Balrothery, and Registrar's district of Holmpatrick, in the County of Dublin, where he had returned from Glasgow three days previous to his death. *He had been vaccinated in infancy, and one mark was distinguishable, but he had not been re-vaccinated.* In the same period, namely, the June quarter of the year, two cases of small-pox were returned by the Registrar of Florencecourt, in the Union of Enniskillen, who reported that the *first patient stated that he caught the infection in Belturbet.* In the following September and December quarters of the year each of the Registrars of Celbridge and Maynooth refer to cases of small-pox, remarking that *all recovered* who were stricken by the disease.

The following tabular statements which I reproduce from previous Reports give information regarding the mortality from small-pox in Ireland from the year 1882, and also give the numbers of vaccinations which were returned by the Registrars annually since that year. The second statement gives particulars regarding the vaccination of children whose births were registered in each of the years 1904-1906.

The number of deaths from small-pox registered during each of the years 1882-1907, together with the number of all successful primary vaccinations registered in each of those years, is shown in the subjoined tabular statement.

The Registrars of Births and Deaths report that 89,207 Successful* Primary Vaccinations were registered by them during the year 1907.

Year.	Number of Deaths registered from Small-pox	Number of successful Primary Vaccinations in each year.	Year.	Number of Deaths registered from Small-pox.	Number of successful Primary Vaccinations in each year.	Year.	Number of Deaths registered from Small-pox.	Number of successful Primary Vaccinations in each year.
1882	129	107,613	1891	7	92,267	1900	1	91,150
1883	16	106,961	1892	.	89,527	1901	2	88,520
1884	1	105,021	1893	1	88,695	1902	1	94,303
1885	4	102,680	1894	72	107,204	1903	40	95,955
1886	2	97,137	1895	146	92,227	1904	16	91,976
1887	14	96,866	1896	4	88,817	1905	5	89,394
1888	3	93,520	1897	3	89,732	1906	.	90,171
1889	.	92,621	1898	.	87,169	1907	1	89,207
1890	.	93,368	1899	1	84,937			

* Small-pox, measles, scarlet fever, typhus, whooping-cough, diphtheria, *pyrexia* (origin uncertain), enteric fever and diarrhoeal diseases.

The following Table gives particulars regarding the Vaccination of the Children whose Births were registered in Ireland during each of the years 1904-1906, with their percentage to the total Births registered during each year.

Years.	Successful Vaccinations (Form A, First Schedule).		Vaccinations Postponed (Form B, first Schedule.)		Insusceptible of Vaccine Disease (Schedule D.)				Died before Vaccination.		Unaccounted for, owing to removal from District or otherwise.		Defaulters who have not been granted an extension of time under Form B, First Schedule.		Total Births Registered.	
	Number	Per-centage	Number	Per-centage	Number	Per-centage	Number	Per-centage	Number	Per-centage	Number	Per-centage	Number	Per-centage	Number	Per-centage
1904	81,068	81.0	2,181	2.1	118	0.1	2	0.0	7,105	6.9	3,771	3.6	6,560	6.3	103,811	100.0
1905	81,326	82.0	2,505	2.4	90	0.1	.	.	6,624	6.5	3,625	3.5	5,662	5.5	102,832	100.0
1906	83,223	80.4	2,555	2.5	121	0.1	.	.	6,955	6.7	4,220	4.1	6,453	6.2	103,536	100.0

From this Table it appears that of the children whose births were registered in the year 1904, 81 per cent. were returned as having been successfully vaccinated; of the children whose births were registered in the year 1905, 82 per cent., and of the children whose births were registered in the year 1906, 80.4 per cent. were so returned.

In the Report for the year 1906 of the Registrar General for England and Wales, the following remark is made by Dr. Tatham:—"It is desirable, in the interest of vital statistics, that in certifying deaths from small-pox, medical practitioners should specify the patient's condition with respect to vaccination, say, by one or other of the following phrases, according to circumstances—

- (1.) No evidence of vaccination.
- (2.) Vaccinated in infancy only—number of scars.
- (3.) Vaccinated only after infection by small-pox.
- (4.) Stated to have been vaccinated, but no scars visible.

If the patient has been re-vaccinated, the date of re-vaccination should be given, where possible."

Chicken-pox.—There were 3 deaths registered from chicken-pox, all being of infants under one year of age.

Measles.—The mortality from measles, although considerably in excess of that in the preceding year, was below the average for the 10 years, 1897-1906, the figures being for 1907, 584 deaths; for 1906, 388 deaths; and the average for the decennium 750 deaths, representing rates of 0.13, 0.09, and 0.17 per 1,000 respectively. Of the total deaths, 303 were of males, and 281 were of females.

A reference to the abstracts shows that, of the total deaths from measles, 516 were of children under 5 years of age, 145 of this figure being deaths of infants under 1 year of age. The localities in which the mortality principally occurred, were as follows:—In Belfast county borough, 227 deaths; in Dublin county borough, 109 deaths; in Limerick county and county borough, 57 deaths (of which 42 were in the union of Limerick), and in Dublin county, 46 deaths (of which 37 occurred in the union of Rathdown). In other unions, deaths from measles were registered as follows:—In Armagh, 9 deaths; in Ballina, 17 deaths; in Ballinasloe, 7 deaths; in Banbridge, 8 deaths; in Cavan, 6 deaths; in Dundalk, 14 deaths; in Kilmallock, 11 deaths; in New Ross, 6 deaths; in Newry 7 deaths; and in Tipperary union, 9 deaths.

The following TABLE (IX.) shows (1) the Number of Deaths from All Causes, and from with the Average Annual Number for the ten years 1897-1906 ; and (2) the respective

NOTE.—In this Table the figures for the years 1902-7
The figures for the years 1897-1901 have been

YEAR.	Total Number of Deaths.	CAUSES OF DEATH.														
		A.—GENERAL DISEASES.														
		Small-pox.	Measles.	Scarlet Fever.	Typhus.	Influenza.	Whooping-cough.	Diphtheria.	Pyrexia* (origin uncer- tain).	Enteric Fever.	Diarrhoeal Diseases.	Puerperal Septic Diseases.	Pneumonia (all forms).	Tuberculous Phthisis and Phtisis.	Tuberculous Meningitis.	Tuberculous Peritonitis and Tabes Mesenterica.
(1.) NUMBER																
1897.	83,839	3	1,070	522	121	1,535	1,851	339	79	998	1,841	237	3,710	9,748	1,158	1,023
1898.	82,404	.	316	325	223	2,277	1,588	372	100	1,284	2,018	188	3,550	9,678	1,210	1,073
1899.	79,699	1	1,532	205	117	1,716	988	379	73	890	2,303	219	3,079	9,480	1,242	1,047
1900.	87,606	1	640	245	128	4,677	689	362	79	769	1,772	236	3,824	10,076	749	1,026
1901.	79,119	2	459	205	92	1,381	1,123	376	86	829	1,692	230	3,566	9,549	661	1,027
1902.	77,676	1	1,076	186	83	1,258	1,002	421	52	613	1,130	220	3,606	9,400	647	615
1903.	77,358	40	686	210	77	1,553	1,062	375	46	480	1,095	233	3,496	9,559	748	529
1904.	79,513	16	522	204	53	1,184	1,551	317	48	466	1,318	216	3,755	9,833	740	513
1905.	75,071	5	809	170	68	1,219	581	305	43	502	1,318	227	3,624	9,216	710	437
1906.	74,427	.	388	149	86	978	929	349	30	394	1,675	234	3,796	8,933	797	466
Average—ten years 1897-1906.	79,671	7	750	242	105	1,778	1,136	360	64	722	1,616	224	3,601	9,547	866	776
1907.	77,334	1	584	99	56	1,720	809	283	26	362	1,067	163	4,102	8,828	866	441
(2.) RATES PER 100,000 OF																
1897.	1850.8	0.1	23.6	11.5	2.7	33.9	40.9	7.5	1.7	22.0	40.6	5.2	81.9	215.2	25.6	22.6
1898.	1823.7	.	7.0	7.2	4.9	50.4	35.1	8.3	2.2	28.4	44.7	4.2	78.6	214.2	26.8	23.7
1899.	1770.1	0.0	34.0	4.5	2.6	38.1	21.9	8.4	1.6	19.8	51.1	4.9	68.4	210.6	27.6	23.3
1900.	1960.5	0.0	14.3	5.5	2.9	101.7	15.4	8.1	1.8	17.2	39.7	5.3	85.6	225.5	16.8	22.9
1901.	1779.7	0.0	10.3	4.6	2.1	31.1	25.3	8.5	1.9	18.6	38.1	5.2	80.2	214.8	14.9	23.1
1902.	1752.5	0.0	24.3	4.2	1.9	28.4	22.6	9.5	1.2	13.8	25.5	5.0	81.3	212.1	14.6	13.9
1903.	1752.7	0.9	15.5	4.8	1.8	35.2	24.1	8.5	1.0	10.9	24.8	5.3	79.2	216.6	16.9	12.0
1904.	1806.2	0.4	11.9	4.6	1.2	26.9	35.2	7.2	1.1	10.6	29.9	4.9	85.3	223.4	16.8	11.7
1905.	1709.4	0.1	18.4	3.9	1.5	27.8	13.2	6.9	1.0	11.4	30.0	5.2	82.5	209.9	16.2	10.0
1906.	1696.1	.	8.8	3.4	2.0	22.3	21.2	8.0	0.7	9.0	38.2	5.3	86.5	203.6	18.2	10.6
Average—ten years 1897-1906.	1790.2	0.1	16.8	5.4	2.4	39.9	25.5	8.1	1.4	16.2	36.3	5.0	81.0	214.6	19.4	17.4
1907.	1766.8	0.0	13.3	2.3	1.3	39.3	18.5	6.5	0.6	8.3	24.4	3.7	93.7	201.7	19.8	10.1

Formerly described as "Simple Continued Fever."

each of the Principal Causes registered in Ireland during each of the eleven years 1897-1907, Rates per 100,000 of the estimated Population represented by those numbers.

are in accordance with the Official Nomenclature of Diseases, adjusted as far as possible.

CAUSES OF DEATH.																							
Other Forms of Tuberculosis, Scrofula.	Carcinoma, Sarcoma, Cancer, Malignant Disease.	Other General Diseases.	B.—DISEASES OF SPECIAL ORGANS.											C.	D.	E.—VIOLENT DEATHS.				YEAR.			
			DISEASES OF													Other Diseases of Special Organs.	Other Specified Diseases.	Causes ill-defined or not specified.	Accidental.		Homicidal.	Suicidal.	Execution.
			Nervous System.	Heart.	Blood Vessels.	Respiratory System (exclusive of Pneumonia).	Digestive System.	Urinary System.	Pregnancy and Childbirth.														
1,089	2,635	2,718	4,062	8,315	9,147	3,730	1,563	458	569	.	23,279	1,861	50	128	—	1897							
1,026	2,657	2,606	3,868	8,555	8,549	3,579	1,573	372	572	.	22,851	1,779	67	145	2	1898							
1,059	2,654	2,535	4,018	9,449	9,180	3,719	1,593	382	548	.	19,198	1,896	36	128	3	1899							
1,008	2,717	3,036	4,705	10,011	11,333	3,651	1,687	414	578	.	21,178	1,817	79	118	1	1900							
1,098	2,893	2,933	4,338	10,660	9,804	4,065	1,818	394	645	.	17,258	1,766	40	127	2	1901							
1,175	2,861	3,339	4,624	7,701	3,141	10,038	4,001	1,788	415	583	.	15,915	1,597	40	145	3	1902						
1,344	3,048	3,628	4,467	8,132	3,246	9,451	3,964	1,807	340	540	.	15,370	1,639	47	144	2	1903						
1,608	3,055	3,578	4,549	8,272	3,262	9,686	4,083	1,922	367	556	.	15,959	1,675	51	150	4	1904						
1,519	3,291	3,431	4,301	8,170	3,092	9,012	4,002	1,944	346	512	1	14,428	1,588	42	157	1	1905						
1,560	3,481	3,411	4,170	8,321	3,186	8,683	3,886	1,955	373	514	.	13,808	1,685	43	147	.	1906						
1,249	2,929	3,122	4,313	10,351	9,468	3,868	1,765	386	562	.	17,924	1,730	49	139	2	Average 1897-1906							
1,544	3,338	4,247	4,181	9,157	3,251	9,247	3,803	2,068	342	573	.	14,299	1,690	39	148	.	1907						

THE ESTIMATED POPULATION.																	
24.0	58.2	60.0	89.7	183.6	201.9	82.3	34.5	10.1	12.6	.	513.9	41.1	1.1	2.8	—	1897	
22.7	58.8	57.7	85.6	189.3	189.2	79.2	34.8	8.2	12.7	.	505.7	39.4	1.5	3.2	0.0	1898	
23.5	58.9	56.3	89.9	209.9	203.9	82.6	35.1	8.5	12.2	.	426.4	42.1	0.8	2.8	0.1	1899	
22.6	60.8	67.9	105.3	224.0	253.6	81.7	37.7	9.3	12.9	.	473.9	40.7	1.8	2.6	0.0	1900	
24.7	65.1	66.0	97.6	239.8	220.5	91.4	40.9	8.8	14.5	.	388.2	39.7	0.9	2.9	0.0	1901	
26.5	64.5	75.3	104.3	173.7	70.9	226.5	90.3	40.3	9.4	13.2	.	359.0	36.0	0.9	3.3	0.1	1902
30.5	69.1	82.2	101.2	184.2	73.6	214.1	89.8	40.9	7.7	12.2	.	348.2	37.1	1.1	3.3	0.0	1903
36.5	69.4	81.3	103.3	187.9	74.1	220.0	92.8	43.7	8.3	12.6	.	362.5	38.0	1.2	3.4	0.1	1904
34.6	74.9	78.1	97.9	186.0	70.4	205.2	91.1	44.3	7.9	11.7	0.0	328.5	36.2	1.0	3.6	0.0	1905
35.5	79.3	77.7	95.0	189.6	72.6	197.9	88.6	44.5	8.5	11.7	.	314.7	38.4	1.0	3.3	.	1906
28.1	65.9	70.2	97.0	233.0	213.3	87.0	39.7	8.7	12.6	0.0	402.1	38.9	1.1	3.1	0.0	Average 1897-1906	
35.3	76.2	97.0	95.5	209.2	74.3	211.2	86.9	47.2	7.8	13.1	.	326.7	38.6	0.9	3.4	.	1907

TABLE X.—Showing the Number of Deaths from All Causes, and from each of Certain Febrile or Epidemic Diseases registered in the several Provinces of Ireland during each of the ten years, 1898-1907; with the Rates per 100,000 of the Population.*

LOCALITIES, YEARS, &C.	DEATHS FROM											
	ALL CAUSES.	Small-pox.	Measles.	Scarlet Fever (Scarlatina).	Typhus	Influenza.	Whooping Cough.	Diphtheria.	Pyrexia (origin uncertain).	Enteric Fever.	Diarrhoeal Diseases.	
LEINSTER,	1898,	23,524	.	25	156	19	984	408	100	29	277	602
	1899,	23,338	.	745	73	24	525	325	138	13	275	777
	1900,	25,157	.	212	84	29	1,135	210	118	19	192	535
	1901,	23,052	.	63	61	12	496	356	98	20	165	495
	1902,	22,483	.	461	91	14	299	188	159	14	190	360
	1903,	22,337	39	134	111	9	377	239	115	9	160	239
	1904,	22,794	.	223	77	8	296	431	97	11	127	440
	1905,	21,091	2	209	51	5	270	174	79	11	111	406
	1906,	21,316	.	107	27	10	229	193	85	9	82	591
	1907,	22,342	1	187	30	11	451	303	75	8	77	325
MUNSTER,	1898,	19,065	.	74	64	108	418	478	57	19	144	452
	1899,	17,991	.	458	44	65	258	217	35	17	125	541
	1900,	20,518	.	63	69	31	1,129	152	42	27	102	393
	1901,	17,667	.	46	86	28	207	193	70	17	92	368
	1902,	17,712	.	136	38	27	227	224	76	16	86	287
	1903,	17,304	1	137	32	25	246	293	72	8	87	247
	1904,	17,978	.	51	16	17	215	311	43	14	94	256
	1905,	17,001	.	100	10	31	218	144	65	10	100	295
	1906,	16,520	.	17	22	36	177	88	77	6	90	331
	1907,	16,717	.	84	16	19	284	194	56	8	79	270
ULSTER,	1898,	29,771	.	98	82	31	601	500	198	29	825	888
	1899,	29,353	1	297	76	12	622	349	185	20	438	918
	1900,	31,880	1	318	64	30	1,616	267	189	21	431	774
	1901,	29,462	2	335	54	19	438	520	199	42	511	764
	1902,	28,647	1	475	50	12	536	428	170	16	289	431
	1903,	28,648	.	325	51	16	636	408	148	18	206	561
	1904,	29,036	13	218	74	14	407	672	132	16	213	561
	1905,	28,129	3	457	86	9	532	185	120	19	253	560
	1906,	28,429	.	240	87	14	452	604	137	12	193	690
	1907,	29,524	.	284	50	8	744	253	121	6	161	421
CONNAUGHT,	1898,	10,024	.	119	23	65	324	202	23	23	88	76
	1899,	9,017	.	32	12	26	511	97	21	23	54	67
	1900,	10,051	.	47	28	33	797	60	18	12	44	70
	1901,	8,918	.	15	4	33	340	54	9	7	61	64
	1902,	8,654	.	4	7	30	186	162	16	6	33	52
	1903,	9,069	.	90	16	27	294	122	40	11	27	48
	1904,	9,705	3	30	37	14	266	137	45	7	32	61
	1905,	8,650	.	43	23	23	199	78	41	3	33	57
	1906,	8,162	.	24	13	26	120	44	50	3	24	63
	1907,	8,751	.	29	3	18	241	59	31	2	45	51
LEINSTER,	1898,	1,980.5	.	2.1	13.1	1.6	73.6	34.3	8.4	2.4	23.3	50.6
	1899,	1,953.2	.	62.5	6.1	2.0	44.1	27.3	11.6	1.1	23.1	65.2
	1900,	2,132.2	.	18.4	7.3	2.5	98.5	18.2	10.2	1.6	16.7	46.4
	1901,	1,999.6	.	5.5	5.3	1.0	43.0	30.9	8.5	1.7	14.3	43.0
	1902,	1,950.2	.	40.0	7.9	1.2	25.9	16.3	13.8	1.2	16.5	31.2
	1903,	1,937.6	3.4	11.6	9.6	0.8	32.7	20.7	10.0	0.8	13.9	20.7
	1904,	1,977.2	.	19.3	6.7	0.7	25.7	37.4	8.4	1.0	11.0	35.2
	1905,	1,829.5	0.2	18.1	4.4	0.4	23.4	15.1	6.9	1.0	9.6	35.2
	1906,	1,849.0	.	9.3	2.3	0.9	19.9	16.7	7.4	0.8	7.1	51.3
	1907,	1,938.0	0.1	16.2	2.6	1.0	39.1	26.3	6.5	0.7	6.7	28.2
MUNSTER,	1898,	1,627.9	.	6.3	5.5	9.2	35.7	40.8	4.9	1.6	12.3	38.6
	1899,	1,532.9	.	39.0	3.7	4.7	22.0	18.5	3.0	1.4	10.5	46.1
	1900,	1,906.5	.	5.9	6.4	2.9	104.9	14.1	3.9	2.5	9.5	36.6
	1901,	1,641.6	.	4.3	8.0	2.6	19.2	17.9	6.5	1.6	8.6	34.1
	1902,	1,645.8	.	12.6	3.5	2.5	21.1	20.8	7.1	1.5	8.1	26.7
	1903,	1,607.9	0.1	12.7	3.0	2.3	22.9	27.2	6.7	0.7	8.1	23.0
	1904,	1,670.5	.	4.7	1.5	1.6	20.0	23.9	4.0	1.3	8.7	23.8
	1905,	1,579.7	.	9.3	0.9	2.9	20.3	13.4	6.0	0.9	9.3	27.4
	1906,	1,535.0	.	1.6	2.0	3.3	16.4	8.2	7.2	0.6	8.4	30.8
	1907,	1,553.4	.	7.8	1.5	1.8	26.4	18.0	5.2	0.7	7.3	25.1
ULSTER,	1898,	1,837.9	.	6.1	5.1	1.9	37.1	30.9	11.9	1.8	50.9	54.9
	1899,	1,812.1	0.1	13.3	4.7	0.7	38.4	21.5	11.4	1.2	27.0	56.7
	1900,	2,014.1	0.1	20.1	4.1	1.9	102.1	16.9	11.9	1.3	27.2	48.9
	1901,	1,822.6	0.1	21.2	3.4	1.2	27.7	32.9	12.6	2.7	32.3	43.5
	1902,	1,809.9	0.1	30.0	3.2	0.8	33.9	27.0	10.7	1.0	16.3	27.2
	1903,	1,809.9	.	20.5	3.2	1.0	40.2	25.8	9.4	1.1	13.0	35.4
	1904,	1,834.4	0.8	13.3	4.7	0.9	25.7	42.5	8.3	1.0	13.5	35.4
	1905,	1,777.1	0.2	28.9	5.4	0.6	33.6	11.7	7.6	1.2	16.0	35.4
	1906,	1,736.1	.	15.2	5.5	0.9	28.6	33.2	9.7	0.8	12.5	43.6
	1907,	1,865.3	.	17.9	3.2	0.5	47.0	16.0	7.6	0.5	10.2	26.6
CONNAUGHT,	1898,	1,333.1	.	16.4	3.2	9.0	44.7	27.9	3.2	3.2	5.2	10.5
	1899,	1,253.2	.	4.4	1.7	3.6	43.2	13.5	2.9	3.2	7.5	9.3
	1900,	1,553.6	.	7.3	4.3	5.9	123.2	9.3	2.0	1.9	6.8	10.9
	1901,	1,378.5	.	2.3	0.6	5.1	37.1	8.3	1.4	1.1	9.4	9.9
	1902,	1,365.6	.	0.6	1.1	4.6	30.3	25.0	2.5	0.9	5.9	8.0
	1903,	1,401.8	.	13.9	2.5	2.2	45.4	16.9	6.2	1.7	4.2	7.4
	1904,	1,500.2	0.5	4.6	5.7	2.2	41.1	21.2	7.0	1.1	4.9	9.4
	1905,	1,369.0	.	6.6	3.6	3.6	30.8	12.1	6.3	0.5	5.9	8.8
	1906,	1,261.6	.	3.7	2.0	4.0	18.5	6.8	7.7	0.5	3.7	9.7
	1907,	1,352.7	.	4.5	0.5	2.8	37.3	9.1	4.8	0.3	7.0	7.9

The rates for the years 1898-9 for the Provinces are based on the Census of 1891, those for the years 1900-1907 on the Census of 1901. See Note () on page vii.

Scarlet Fever.—The diminished mortality rate from scarlet fever, which becomes noticeable on a retrospective survey of Table IX., page xvi., in this Report, is a subject of interest. It may be seen from the Table mentioned that in the first year of the decennial period, commencing with the year 1897, the deaths from scarlet fever (522) for the whole of Ireland corresponded to a rate of 0·12 of the estimated population of the country, and that in the year now under notice deaths from scarlet fever numbered 99, corresponding to a rate of 0·02 per 1,000 of the population estimated to the middle of the year 1907. The average annual number of deaths for the decennial period was 242. Of the 99 deaths, 30 were registered in the province of Leinster, of which number 12 occurred in Dublin county borough; 16 deaths were registered in the province of Munster; 50 deaths were registered in Ulster, of which 12 took place in Belfast county borough, and only 3 deaths from scarlet fever were registered in the whole of the province of Connaught. Of the 99 deaths, 50 were of males, and 49 were of females. Eleven deaths from scarlet fever took place in infants under one year old; and between the ages of one year and 5 years, 45 deaths from scarlet fever were registered.

Typhus.—The history of specific fever known as typhus is, in the present epoch in Ireland, worthy of more than a passing consideration, although the mortality from typhus in the year 1907 cannot be said to form a feature of this Report.

In the year 1869, in the Report of the Registrar General for Ireland, the deaths formerly returned under the general designation “Fever” were analysed under three heads, namely, enteric fever, typhus, and simple, continued, or ill-defined fever; in that year the number of deaths which were attributed to typhus, numbered 891; in 1880 there were 934 deaths; in 1890 there were 391 deaths; in 1900 the number had fallen to 128; and in the year 1907, now under review, the number of deaths attributed to typhus was 56. Reference may here be made to a remarkable paper by Dr. Arthur Newsholme, now Chief Medical Inspector of the Local Government Board of England and Wales, entitled “Poverty and Disease,” as illustrated by the course of typhus and phthisis in Ireland.

In the following table the number of deaths from typhus registered in Ireland for each year from 1869 to 1907 is given.

TABLE showing the number of Deaths from Typhus registered in Ireland during each of the years 1869-1907.

YEAR	No. of Deaths from Typhus	YEAR	No. of Deaths from Typhus	YEAR	No. of Deaths from Typhus
1869	891	1882	744	1895	192
1870	745	1883	810	1896	129
1871	873	1884	628	1897	121
1872	702	1885	505	1898	223
1873	691	1886	394	1899	117
1874	756	1887	405	1900	128
1875	694	1888	362	1901	92
1876	619	1889	359	1902	83
1877	724	1890	391	1903	77
1878	749	1891	266	1904	53
1879	753	1892	268	1905	68
1880	934	1893	227	1906	86
1881	859	1894	233	1907	56

Of the 56 deaths from typhus registered in the course of the year 1907, 11 were in the province of Leinster, 8 of these occurring in Dublin county borough; in the province of Munster there were 19 deaths; of this number 9 occurred in Cork union, 4 in the union of Cahersiveen, and 2 in the union of Lismore; of 8 deaths in Ulster 5 were in the union of Newry and 2 in Belfast; and in the province of Connaught there were 18 deaths from typhus; of these there were 3 in each of the unions of Killala, Oughterard and Sligo, and 2 in each of the unions of Belmullet and Galway.

Whooping-cough.—With the exception of the diarrhœal group of diseases, the mortality arising from whooping-cough exceeded that caused by any of the so-called principal epidemic diseases.* As may be seen in Table IX. and in the abstracts, the number of deaths resulting from whooping-cough was 809; of this figure, 378 were deaths of males and 431 were deaths of females. The mortality from this disease is altogether confined to the earlier periods of life, 351 of the deaths occurring in the first year of life, 205 in the second, 113 in the third, 60 in the fourth and 38 in the fifth year. Notwithstanding the heavy tribute this disease exacted in the year under review, the rate was lower than that in the preceding year and considerably below the average rate for the 10 years 1897-1906; these rates being respectively 0·19, 0·21, and 0·26 per 1,000 of the estimated population.

With the exception of 4 counties in the province of Leinster, namely—Carlow, King's, Louth and Westmeath, and one county in the province of Munster, namely, Tipperary, North Riding, no county in Ireland is free from mortality from whooping-cough. It is moreover to be seen that in Dublin county borough 179 deaths were registered; in Cork union, which contains the city of Cork, 74 deaths were registered; in Belfast county borough 70 deaths were registered; and in the following unions deaths from whooping-cough numbered respectively—in Antrim 12 deaths; in Carrickmacross 17 deaths; in Castlereagh 16 deaths; in Ennistimon 11 deaths; in Kilkenny 10 deaths; in Kilrush 14 deaths; in Limerick 13 deaths; in Lisburn 10 deaths; in Lisnaskea 10 deaths; in Listowel 34 deaths; in Lurgan 12 deaths; in Rathdown 16 deaths; and in Rathdrum 11 deaths.

Diphtheria.—In comparison with the mortality in the year 1906, and also with the average mortality from diphtheria in the preceding decennial period, the mortality from this disease shows a decline in the year 1907; the rates being for 1906, 0·08, for the ten years 1897-1906 the average rate was also 0·08, and for the period under review the rate was 0·07 per 1,000 of the population of Ireland estimated to the middle of the year, the latter rate representing 283 deaths returned in the year 1907 as from diphtheria or from membranous croup. Of the total deaths, 140 were of males and 143 were of females. There were 157 deaths from diphtheria of children under 5 years of age, and 84 deaths between the ages of 5 years and of 10 years.

Of the 283 deaths, 44 were in Dublin county borough, 34 were in Belfast county borough and there were 11 in each of the unions of Cork and Lisburn.

The following remarks are copied from a circular of suggestions to medical practitioners, which I have just issued:—

“The term croup should not be used. When *membranous laryngitis* is returned as the cause of death, it should be qualified by the use of the term non-diphtheritic. The employment of the designation, *membranous croup*, as a synonym for laryngeal diphtheria, should be abandoned.”

Enteric Fever.—The mortality from enteric fever, which had declined from 0·28 per 1,000 of the population in the year 1898 to 0·09 in the year 1906, further declined to 0·08 per 1,000 of the estimated population in the year under notice. The number of deaths represented by the above-mentioned rates were respectively, 1,284 in 1898; 394 in 1906, and 362 deaths from enteric fever in the year 1907. It may be seen in the abstracts of causes of death that in Dublin county borough there were 34 deaths, in Belfast county borough there were 64 deaths, in Cork and Cork county borough there were 26 deaths, 16 of this number being in Cork union, which contains the county borough of Cork. In the union of Lisburn 21 deaths were recorded, and 13 in the union of Manorhamilton. The majority of the decedents from enteric fever were males, namely, 205, the deaths of females being 157 in number. In Table XI. the number of deaths from enteric fever is given by sexes and age-periods. In the age-period from 25 to 35 years there were 62 deaths of males and 31 of females, and of the total deaths only 34, *i.e.*, 13 males and 21 females, were under the age of 10 years.

The number of deaths returned as from pyrexia (origin uncertain) was 26. This condition was formerly described as simple, continued, or ill-defined fever.

* See note (*) on page xiv.

TABLE XI.—Showing for the year 1907 the Deaths from the several forms of **Fever** at each Age-Period with the proportion to the number of the living at each Age represented thereby.

AGE-PERIODS.	DEATHS FROM FEVER.												No. of Deaths to 100,000 of the Living at same age.
	TYPHUS.			ENTERIC or TYPHOID.			Pyæmia* (Origin uncertain).			TOTAL.			
	M.	F.	Total	M.	F.	Total	M.	F.	Total	M.	F.	Total	
Under 5 years old	—	—	—	2	7	9	3	4	7	5	11	16	3.68
5 and under 10	3	1	4	11	14	25	1	3	4	15	18	33	7.45
10 „ 15	2	3	5	19	20	39	—	—	—	21	23	44	9.75
15 „ 20	2	3	5	30	26	56	—	2	2	32	31	63	13.57
20 „ 25	1	3	4	28	19	47	—	1	1	29	23	52	11.93
25 „ 35	8	1	9	62	31	93	1	2	3	71	34	105	16.29
35 „ 45	4	5	9	23	21	44	2	—	2	29	26	55	11.61
45 „ 55	3	6	9	19	10	29	2	1	3	24	17	41	10.10
55 „ 65	4	3	7	10	8	18	—	—	—	14	11	25	7.25
65 „ 75	3	1	4	1	—	1	2	1	3	6	2	8	4.27
75 and upwards	—	—	—	—	1	1	1	—	1	1	1	2	2.18
Total	30	26	56	205	157	362	12	14	26	247	197	444	10.14

* Formerly described as "Simple, Continued, or Ill-defined Fever".

Diarrhoeal Diseases.—The year 1907 records a sharp decline in deaths from diarrhoeal diseases, namely from 1,675 deaths in 1906 to 1,067 deaths in 1907; the average for the ten preceding years being 1,616 deaths; these figures are represented by the following rates, 0.38, 0.24 and 0.36, per 1,000 of the respective populations. These figures do not include deaths from enteritis and *gastro-enteritis*, which are classified under diseases of the digestive system; 391 deaths from the former and 289 from the latter cause appear to have been registered in the course of the year 1907. The position of the column in Diagram 2, facing page xiii., which represents the mortality from this group of diseases is transferred from the position of ninth in 1906 to that of eleventh among the 22 principal causes of death in Ireland in the year 1907. Of the 1,067 deaths, 752 occurred under the age of 5 years; of the latter figure 580 were deaths of infants under one year.

It may here be observed that the mean temperature for the year 1906 was 49.3° and the mean rainfall was 36.09 inches; in the year 1907 the mean temperature was 48.7° and the mean rainfall was 39.56 inches.

In the following table, which I have reproduced from my Quarterly Report on Marriages, Births and Deaths in Ireland for the September quarter of the year 1907, the number of deaths from diarrhoeal diseases registered during the quarter, the mean temperature of the air, the mean of the earth temperature at 4 feet, the average number of hours of bright sunshine observed, and the average rainfall in the September quarters of the years 1904-1907 are given.

—	September Quarter of Year	No. of Deaths from Diarrhoeal Diseases	Mean Air Temperature	Mean Earth Temperature at 4 feet	Bright Sunshine No. of hours observed	Rainfall in inches
Ireland,	1904	607	57.3°	56.8°	464	11.71
	1905	730	57.3°	57.3°	392	9.39
	1906	835	58.4°	57.4°	486	7.25
	1907	325	57.5°	56.4°	414	7.85

With respect to locality and mortality from diarrhoeal diseases, it is to be observed that 175 deaths were registered in Dublin county borough and 200 in Belfast county borough, in other words, more than one-third of the total deaths from diarrhoeal diseases were in Dublin and Belfast. In the unions of Cork, Londonderry and Waterford, which contain the respective county boroughs of the same name, 62, 26 and 46 deaths from diarrhoeal diseases were severally recorded.

TABLE XII.—Showing, by Provinces, Counties, &c., the number of Deaths from Influenza at each of five Age-Periods registered in Ireland during the year 1907, with the rate per 10,000 of the population* represented by the deaths at all ages.

PROVINCES, COUNTIES, &c.	Population in 1901.	No. of Deaths from Influenza.					Total.	Rate per 10,000 of Popula- tion.*	
		Age-Periods.							
		Under 10 Years.	10 and under 20	20 and under 35	35 and under 55	55 and Upwards.			
LEINSTER PROVINCE:									
Carlow County,	{ Males, 18,739 { Females,	19,009	1	.	2	3	5	8	4.8
		18,739	.	.	2	5	10		
Dublin "	{ Males, 86,170 { Females,	71,393	2	1	1	1	17	21	3.0
		86,170	5	.	3	1	18	27	
Dublin County Borough,	{ Males, 150,250 { Females,	140,388	2	1	2	8	15	28	2.7
		150,250	1	2	4	14	33	54	
Kildare County,	{ Males, 23,863 { Females,	34,703	3	.	2	.	6	11	2.5
		23,863	.	.	1	.	4	5	
Kilkenny "	{ Males, 39,064 { Females,	40,095	4	.	4	7	13	28	7.7
		39,064	3	.	2	5	23	33	
King's "	{ Males, 29,122 { Females,	31,065	4	1	2	4	8	19	4.8
		29,122	1	.	1	2	6	10	
Longford "	{ Males, 22,353 { Females,	23,314	.	.	1	1	3	5	3.0
		22,353	1	.	.	.	8	9	
Louth "	{ Males, 33,154 { Females,	32,666	.	2	.	2	11	15	5.3
		33,154	.	1	.	4	15	20	
Meath "	{ Males, 32,740 { Females,	34,757	1	.	2	3	4	10	3.1
		32,740	.	1	1	2	7	11	
Queen's "	{ Males, 27,723 { Females,	29,694	.	1	1	3	2	7	3.7
		27,723	2	.	3	4	5	14	
Westmeath "	{ Males, 28,749 { Females,	31,680	.	.	4	.	5	9	3.1
		28,749	.	.	1	2	7	10	
Wexford "	{ Males, 52,348 { Females,	51,756	.	1	3	4	15	23	4.9
		52,348	1	.	1	4	22	28	
Wicklow, "	{ Males, 30,240 { Females,	30,584	1	.	.	3	10	14	5.9
		30,240	1	.	1	2	18	22	
Total,	{ Males, 581,020 { Females,	571,809	17	7	22	38	114	198	3.9
			16	4	20	42	171	253	
MUNSTER PROVINCE:									
Clare County	{ Males, 54,943 { Females,	57,386	1	1	.	2	3	7	1.2
		54,943	.	3	.	.	4	7	
Cork County and Co. Borough	{ Males, 202,314 { Females,	202,297	3	3	5	12	28	51	2.7
		202,314	7	5	4	4	39	59	
Kerry County,	{ Males, 81,299 { Females,	84,427	3	.	2	2	7	14	2.1
		81,299	2	1	2	2	14	21	
Limerick Co. and Co. Borough	{ Males, 73,642 { Females,	72,456	1	1	1	3	14	20	2.6
		73,642	4	.	1	4	9	18	
Tipperary, North Riding	{ Males, 33,302 { Females,	34,513	2	.	.	1	2	5	1.9
		33,302	2	1	.	1	4	8	
Tipperary, South Riding	{ Males, 45,531 { Females,	46,896	1	.	3	1	12	17	4.1
		45,531	2	.	1	3	15	21	
Waterford Co. and Co. Borough	{ Males, 44,162 { Females,	43,005	3	.	.	.	8	11	4.1
		44,162	5	1	1	4	14	25	
Total,	{ Males, 555,213 { Females,	540,970	14	5	11	21	74	125	2.6
			22	11	9	18	99	159	
ULSTER PROVINCE:									
Antrim County,	{ Males, 102,003 { Females,	94,087	5	.	3	3	20	32	3.6
		102,003	2	2	2	4	28	38	
Armagh "	{ Males, 65,619 { Females,	59,773	5	.	1	5	23	34	5.9
		65,619	2	.	.	6	32	40	
Belfast Co. Borough,	{ Males, 187,564 { Females,	161,516	5	1	1	8	8	23	1.6
		187,564	5	3	2	8	20	37	
Cavan County,	{ Males, 47,454 { Females,	50,087	2	.	1	1	16	20	5.0
		47,454	4	.	2	4	19	29	
Donegal "	{ Males, 87,273 { Females,	86,444	4	1	9	10	36	60	7.1
		87,273	3	1	3	12	44	63	
Down "	{ Males, 103,020 { Females,	97,869	.	.	4	2	36	39	4.7
		103,020	4	.	4	6	43	57	
Fermanagh "	{ Males, 32,199 { Females,	33,231	2	.	.	1	17	20	7.5
		32,199	2	.	1	4	22	29	
Londonderry County and Co. Borough.	{ Males, 75,315 { Females,	69,039	4	1	2	7	21	35	3.7
		75,315	1	1	.	4	14	20	
Monaghan County	{ Males, 37,503 { Females,	37,108	1	.	1	1	18	21	6.2
		37,503	1	.	1	3	20	25	
Tyrone "	{ Males, 76,277 { Females,	74,290	3	1	6	5	45	60	8.1
		76,277	7	.	3	10	42	62	
Total,	{ Males, 819,232 { Females,	763,594	32	4	25	43	240	344	4.7
			21	6	18	61	284	400	
CONNUGHT PROVINCE:									
Galway County	{ Males, 94,626 { Females,	97,923	4	1	3	2	19	29	3.5
		94,626	6	4	3	4	21	33	
Leitrim "	{ Males, 34,245 { Females,	35,098	5	.	1	3	16	25	7.4
		34,245	3	.	3	2	18	26	
Mayo "	{ Males, 101,603 { Females,	97,564	3	.	2	3	13	21	2.8
		101,603	4	.	2	5	24	35	
Roscommon "	{ Males, 50,558 { Females,	51,233	1	1	.	.	14	16	3.1
		50,558	2	.	2	3	9	16	
Sligo "	{ Males, 42,234 { Females,	41,849	2	2	1	1	10	16	4.2
		42,234	2	1	2	2	12	19	
Total,	{ Males, 323,265 { Females,	323,667	15	4	7	9	72	107	3.7
			17	5	12	16	84	134	
TOTAL OF IRELAND,	{ Males, 2,258,736 { Females,	2,200,040	78	20	65	111	500	774	3.9
			86	26	59	137	633	946	

* See note (*) on page vii.

Influenza.—The fatalities attributed directly to influenza were 1,720 in number, showing an increase of 742 deaths on the number recorded in the preceding year, but 58 below the average for the 10 years, 1897-1906. It may here be observed that mortality from bronchitis and from pneumonia (all forms) exhibits an increase when compared with the figures for the year 1906.

In Table XII., page xxii., is given the number of deaths from influenza, by provinces, counties, etc., at each of five age-periods, also the rate per 10,000 of the population represented by deaths at all ages.

From this table it appears that of the 1,720 deaths, 774 were of males and 946 were of females; also that the disease does not spare life at any age period. With regard to the distribution of the mortality (which for the whole of Ireland was represented by a rate of 0.39 per 1,000 of the estimated population), in the province of Leinster the rate was 0.39; in Munster 0.26; in Ulster 0.47, and in Connaught 0.37 per 1,000 of the population of the province, according to the Census of 1901. The mortality rate varied from 0.12 per 1,000 in Clare county to 0.81 per 1,000 in Tyrone county. Between these the three county or county borough areas having the lowest death rate from influenza are Belfast county borough 0.16 per 1,000, Tipperary, North Riding 0.19 and Kerry county 0.21; and the three counties having the highest death rate from this cause are Kilkenny county 0.77 per 1,000, Fermanagh county 0.75, and Leitrim county 0.74.

The widespread prevalence of the disease during the year is evident from the mortality which has been reported from the superintendent registrars' districts or poor law unions of Ireland. The unions, alphabetically arranged, in which 20 deaths or upwards occurred were as follows:—in Armagh 29 deaths; in Banbridge 24 deaths; in Belfast 64 deaths; in Cork 24 deaths; in Downpatrick 33 deaths; in Dublin North 56 deaths; in Dublin South 50 deaths; in Dungannon 46 deaths; in Enniskillen 28 deaths; in Inishowen 20 deaths; in Kanturk 28 deaths; in Letterkenny 20 deaths; in Lisburn 23 deaths; in Lurgan 35 deaths; in Magherafelt 28 deaths; in Mohill 35 deaths; in Monaghan 21 deaths; in Omagh 28 deaths; in Rathdown 20 deaths; in Stranorlar 22 deaths; in Thomastown 26 deaths; in Tullamore 22 deaths; and in Waterford 28 deaths.

Cerebro-spinal Fever.—An unusual but not unprecedented feature in the mortality statistics of Ireland was an epidemic of cerebro-spinal fever, which was manifest in Belfast at the close of the year 1906, and to which I made reference in my detailed Annual Report for that year.

The first outbreak of cerebro-spinal fever which was recognised in Ireland occurred in 1846, principally in Dublin, and lasted until 1850. Again, in the year 1865, the disease appeared, and assumed grave proportions in the two succeeding years 1866 and 1867; it was then known as "Black Death," or "Malignant Purpuric Fever"; in the year 1878 a few deaths were reported in Dublin, and in 1900 another epidemic of the disease again prevailed in Dublin.

From tables which have been published in the Quarterly Summaries of the Weekly Reports during the year (52 weeks) ended 28th December, 1907, the incidence of the epidemic in Belfast may be studied.

In the calendar year 1907, out of a total of 631 deaths for the whole of Ireland (of males 358, and of females 273), there were 495 of the total deaths appertaining to Belfast county borough. Of the deaths for Belfast, 154 were registered in March quarter, 242 in June quarter, 70 in September quarter, and 29 in the December quarter of the year. In each of the weeks ending the 20th and 27th of April the greatest number of deaths of residents of Belfast for any one week was registered, namely, 27 deaths in each week.

During the 52 weeks ended 28th December, 1907, 623 cases of cerebro-spinal fever were notified to the Public Health Committee of the Belfast Corporation, namely:—233 in March quarter; 291 in June quarter; 54 in September quarter; and 45 in December quarter.

In diagram 2, facing page xiii., it may be seen that the column representing the mortality from cerebro-spinal fever occupies the sixteenth place among the 22 principal causes of death for the year 1907.

In the following table the duration of illness of the persons whose deaths were registered is given by sexes.

STATEMENT showing, by sexes, the duration of illness of the persons whose deaths were registered from cerebro-spinal fever in Ireland during the year 1907.

SEXES	DURATION OF ILLNESS																				TOTAL					
	Days																			Months		Unspecified				
	Under 24 Hours	1	2	3	4	5	6	7	8	9	10	11	12	13	14	15	16	17	18	19			20 days to one month	1	2	3 months and upwards
MALES	49	48	27	31	33	28	14	7	10	9	6	5	5	4	8	3	1	3	2	1	11(a)	22(b)	16(c)	8(d)	7	358
FEMALES	42	46	31	25	15	11	11	12	3	6	1	1	3	1	9	2	1	1	1	4	12(e)	13(f)	11(g)	5(h)	6	273
TOTAL	91	94	58	56	48	39	25	19	13	15	7	6	8	5	17	5	2	4	3	5	23	35	27	13	13	631

- (a) Including one 20 days, one 21 days, two 22 days, two 24 days, three 27 days, one 28 days, and one 29 days.
- (b) Including one 1 month, one 30 days, one 31 days, one 5 weeks, one 35 days, four 36 days, two 1 month and 6 days, one 40 days, one 41 days, four 1½ months, one 49 days, one 1 month and 28 days, two 52 days, and one 56 days.
- (c) Including three 2 months, one 66 days, one 68 days, two 70 days, one 2½ months, one 73 days, one 74 days, one 77 days, one 78 days, one 81 days, two 82 days, and one 87 days.
- (d) Including two 3 months, one 3½ months, one 17 weeks, one 4 months, one 5 months, one 6 months, and one 8 months.
- (e) Including one 20 days, three 21 days, one 22 days, one 23 days, two 26 days, one 28 days, one 4 weeks, and two 29 days.
- (f) Including two 1 month, one 30 days, one 32 days, one 35 days, one 1 month 7 days, one 38 days, one 1 month 8 days, one 41 days, one 45 days, one 48 days, one 57 days, and one 59 days.
- (g) Including one 60 days, two 2 months, one 64 days, one 2 months 7 days, one 70 days, one 2 months 13 days, one 75 days, one 79 days, one 80 days and one 89 days.
- (h) Including one 3 months, one 92 days, one 4 months 6 days, one 4½ months and one 5½ months.

It is apparent that in the large majority of the deaths from cerebro-spinal fever the fatal issue was exceedingly rapid.

The following statement shows the Unions in which the deaths from Cerebro-spinal fever of 631 persons (358 males and 273 females) were registered during the year 1907:—

UNIONS	M.	F.	TOTAL	UNIONS	M.	F.	TOTAL
Antrim	3	.	3	Dingle	.	1	1
Armagh	.	2	2	Downpatrick	1	2	3
Athlone	1	.	1	Dublin, North	1	3	4
Athy	1	.	1	Dublin, South	21	18	39
Baillieborough	4	.	4	Dunfanaghy	2	1	3
Ballina	1	.	1	Inishowen	2	.	2
Ballycastle	.	1	1	Larne	4	3	7
Ballymena	2	1	3	Lisburn	116	73	189*
Banbridge	3	4	7	Lurgan	11	2	13
Belfast	175	148	323	Newry	.	1	1
Carlow	.	1	1	Newtownards	4	3	7
Castleblayney	.	1	1	Omagh	1	.	1
Cavan	1	.	1	Rathdown	1	.	1
Clones	2	1	3	Rathdrum	.	1	1
Cootehill	.	1	1	Roscommon	.	1	1
Cork	1	3	4	Waterford	.	1	1
				Total of Ireland	358	273	631

* Including 181 Deaths in Purdy's Hospital of persons admitted from the City of Belfast.

I also present a detailed table giving the occupations of the victims of this disease by sexes and age-periods.

TABLE showing, by Age-Periods and Sexes, the Occupation or Social Condition of the persons whose deaths were registered from Cerebro-Spinal Fever in Ireland during the year 1907.

Occupation or Social Condition	AGE-PERIODS										Total Number of Males	Total Number of Females	General Total
	Under 1 Year		1 Year and under 5		5 Years and under 20		20 Years and under 40		40 Years and under 60				
	M.	F.	M.	F.	M.	F.	M.	F.	M.	F.			
Agent	1	.	.	.	1	.	1
Army Pensioner, child of	1	1	1
Baker, children of	1	.	1	1	2	1	3
Balling Master, child of	1	1	.	1
Bank Clerk, daughter of	1	1	1
Bank Messenger, child of	1	1	.	1
Barber	1	.	.	.	1	.	1
Barman	1	.	.	.	1	.	1
Blacksmith, child of	1	1	.	1
Blacksmith, son of	1	1	.	1
Bleacher	1	1	.	1
Boilermaker	1	1	.	1
Boilermaker, child of	2	2	2
Bookbinder, child of	1	1	.	1
Book-keeper, child of	2	2	2
Bottler, child of	1	1	.	1
Boxfolder	1	1	1
Boxmaker	1	1	.	.	.	1	1	2
Boxmaker, child of	1	1	.	.	1	1	2	3
Braider	1	.	.	.	1	1
Brass finisher	1	.	.	.	1	.	1
Breadserver	1	.	.	.	1	.	1
Breadserver, child of	1	1	1	1	2
Bricklayer, child of	1	1	.	1	3	2	4	6
Bricklayer, wife of	1	.	1	1
Butcher	1	1	.	1
Butcher, child of	1	1	.	1
Butler, child of	1	1	1
Cabinet Maker, child of	2	.	1	.	.	1	3	1	4
Cardcutter, child of	1	1	1
Cardriver, child of	1	1	1	1	2
Caretaker, child of	1	1	.	1
Carpenter and Joiner	1	.	4	.	.	.	5	.	5
Carpenter and Joiner, child of	5	1	1	1	3	4	9	6	15
Carrier, child of	1	1	.	1
Carter	2	.	1	.	3	.	3
Carter, child of	1	.	1	2	2	4	2	6
Case Maker, child of	1	1	1
Caterer, child of	1	1	.	1
Caulker, child of	1	1	.	1	2	1	3
Charwoman, child of	1	1	.	1
Checker, child of	1	1	.	1
Chemist	1	.	.	.	1	.	1
Clerk	1	.	1	.	.	.	2	.	2
Clerk, child of	3	.	1	1	4	1	5
Clerk (mercantile)	1	.	.	.	1	.	1
Clog Maker, daughter of	1	1	1
Clothier's Salesman, child of	1	1	1

TABLE showing, by Age-Periods and Sexes, the Occupation or Social Condition of the persons whose deaths were registered from Cerebro-Spinal Fever in Ireland during the year 1907—*continued*.

Occupation or Social Condition	AGE-PERIODS										Total Number of Males	Total Number of Females	General Total
	Under 1 Year		1 Year and under 5		5 Years and under 20		20 Years and under 40		40 Years and under 60				
	M.	F.	M.	F.	M.	F.	M.	F.	M.	F.			
Cloth Passer,					1						1		1
Cloth Passer, child of					1						1		1
Cloth Passer, widow of										1		1	1
Coachbuilder, wife of										1		1	1
Coachman, child of			1		1						2		2
Coach Trimmer, child of					1						1		1
Coal Dealer, child of			1		1						2		2
Coal Merchant, child of				1		1						2	2
Coal Porter, child of			1	1							1	1	2
Commercial Traveller, child of					1						1		1
Commissionaire, child of	1										1		1
Compositor, child of	1	1									1	1	2
Confectioner's Assistant								1				1	1
Constable, R.I.C.								1			1		1
Cooper, child of		1										1	1
Core Maker, child of			1								1		1
Cork Cutter, child of						1						1	1
Dealer, child of		1										1	1
Director, child of						1						1	1
Directory Compiler, child of					1						1		1
Distiller's Foreman, child of						1						1	1
Dock Labourer, child of						1						1	1
Draper, child of					1						1		1
Dressmaker								2				2	2
Driller, child of				1		1						2	2
Electrician, child of						1						1	1
Embroiderer						1						1	1
Engine Driver, child of					1	1					1	1	2
Engineer, apprentice to					1						1		1
Engineer, child of					1						1		1
Engineer, son of					1						1		1
Farmer								2			2		2
Farmer, child of	1	2	3	3	2						6	5	11
Farmer, daughter of				1		2						3	3
Farmer, son of					8						8		8
Farmer, wife of						1		2				3	3
Fireman								1			1		1
Fireman, child of			1			1					1	1	2
Fisherman, child of			1								1		1
Fitter, child of	2		1	1	3	1					6	2	8
Flax Dresser, child of			1		1						2		2
Flour Mill Worker								1			1		1
French Polisher, child of					1						1		1
Furniture Maker, child of					1						1		1
Galvanizer, child of						1						1	1
Gardener								1			1		1
Gardener, child of					1						1		1
Gardener, wife of						1						1	1

TABLE showing, by Age-Periods and Sexes, the Occupation or Social Condition of the persons whose deaths were registered from Cerebro-Spinal Fever in Ireland during the year 1907—continued.

Occupation or Social Condition	AGE-PERIODS										Total Number of Males	Total Number of Females	General Total
	Under 1 Year		1 Year and under 5		5 Years and under 20		20 Years and under 40		40 Years and under 60				
	M.	F.	M.	F.	M.	F.	M.	F.	M.	F.			
Gilder, apprentice to					1						1		1
Glazier, child of		1										1	1
Grocer, child of		1	2								2	1	3
Grocer's Apprentice					1						1		1
Grocer's Assistant					3						3		3
Grocer's Assistant, son of					1						1		1
Hackle Maker, child of					1	1					1	1	2
Hackler, child of		1										1	1
Handkerchief Vice Holder								1				1	1
"Holder Up," child of					1	1					1	1	2
Horse Shoer, child of			2								2		2
Hotel Proprietor, child of					1						1		1
Housekeeper						1		1		1		3	3
Housekeeper, child of	1										1		1
Housepainter								1			1		1
Housepainter, widow of										1		1	1
Housewife								1				1	1
Iron-checker, child of						1						1	1
Iron Moulder, child of			1	1	2						3	1	4
Iron-plater							1				1		1
Iron-plater, child of						1						1	1
Labourer					2		18		2		22		22
Labourer, child of	22	14	51	40	32	35					105	89	194
Labourer, daughter of						1		1				2	2
Labourer, son of					5						5		5
Labourer, wife of								6				6	6
Laceworker						1						1	1
Laundress								1				1	1
Leather Merchant, child of	1										1		1
Letter Carrier, daughter of				1								1	1
Linen-lapper					1						1		1
Linen-lapper, child of			1								1		1
Lithographer, wife of								1				1	1
Lithographic Artist, child of						1						1	1
Machine-man, wife of								1				1	1
Machinist, child of			1								1		1
Manager (Prison Gate Mission) child of			1								1		1
Marble Mason, child of					1						1		1
Meat Salesman, child of		1	1								1	1	2
Mechanic, child of			1								1		1
Mechanic, wife of								1				1	1
Medical Doctor, child of	1										1		1
Medical Student							1				1		1
Merchant, child of				1								1	1
Merchant, son of							1				1		1
Message Boy					1						1		1
Messenger					3						3		3
Millworker					1	2		1			1	3	4

TABLE showing, by Age-Periods and Sexes, the Occupation or Social Condition of the persons whose deaths were registered from Cerebro-Spinal Fever in Ireland during the year 1907—*continued*.

Occupation or Social Condition	AGE-PERIODS										Total Num- ber of Males	Total Num- ber of Fe- males	General Total
	Under 1 Year		1 Year and under 5		5 Years and under 20		30 Years and under 40		40 Years and under 60				
	M.	F.	M.	F.	M.	F.	M.	F.	M.	F.			
Motor Inspector, child of					1						1		1
Motorman, wife of								1				1	1
Moulder, child of					1						1		1
Naval Pensioner, child of					1						1		1
Naval Seaman, child of		1										1	1
Nurse								1				1	1
Overlooker in Mill, child of		1										1	1
Packer, child of					1						1		1
Packing-case Maker, child of	1										1		1
Painter					1		2				3		3
Painter, child of				1		1						2	2
Painter, daughter of				1		1						2	2
Pattern Maker, apprentice of					1						1		1
Pavior, child of			1								1		1
Piano Merchant, child of			1								1		1
Plasterer, child of			1	1	1						2	1	3
Plater, child of				3								3	3
Plater's Helper, child of				1								1	1
Plumber, child of				1		1						2	2
Plumber in Shipyard							1				1		1
Polisher, child of		1										1	1
Pork Cutter					1						1		1
Pork Cutter, wife of								1				1	1
Porter, child of			1	1		1					1	2	3
Postman, child of				1								1	1
Poulterer, child of			1								1		1
Printer, child of	1										1		1
Prison Warder							1				1		1
Provision Merchant, child of						1						1	1
Publican, apprentice of					1						1		1
Publican, child of				1	1						1	1	2
Publican, daughter of						1		1				2	2
Railway Milesman							1				1		1
Railway Porter					1						1		1
Railway Porter, daughter of				1								1	1
Range-sefter							1				1		1
Reeler						1						1	1
Registration Agent, child of						1						1	1
Rivetter, child of		1	3	1	1	2					4	4	8
Rivetter's Helper							1				1		1
Saddler							2				2		2
Saddler, child of			1								1		1
Sailor, child of					1						1		1
Sailor, wife of								1				1	1
Sample Maker							1	1			1	1	2
Schoolboy					2						2		2
School Teacher						1		1				2	2
Servant						3		1				4	4

TABLE showing, by Age-Periods and Sexes, the Occupation or Social Condition of the persons whose deaths were registered from Cerebro-Spinal Fever in Ireland during the year 1907—continued.

Occupation or Social Condition	AGE-PERIODS										Total Number of Males	Total Number of Females	General Total
	Under 1 Year		1 Year and under 5		5 Years and under 20		20 Years and under 40		40 Years and under 60				
	M.	F.	M.	F.	M.	F.	M.	F.	M.	F.			
Sewer	1	.	1	.	.	.	2	2
Ship Carpenter, child of	1	.	1	.	.	1	2	1	3
Ship-rigger, child of	.	.	.	1	1	1
Ship Steward, child of	.	.	1	1	.	1
Shipwright, child of	1	.	.	1	.	1	1	2	3
Shipwright, daughter of	1	1	1
Shoemaker, child of	2	2	.	2
Shopkeeper, child of	.	.	.	2	1	1	2	3
Showman, child of	.	.	.	1	1	1
Silver Plater, daughter of	1	1	1
Smith's Helper, child of	.	1	1	1	1	2
Smoother, child of	1	1	.	1
Soldier	2	.	.	.	2	.	2
Soldier, child of	.	.	1	1	1	2	1	3
Spinner, child of	.	1	1	1
Spirit Merchant's Washer	1	.	.	.	1	.	1
Stable Manager, child of	.	.	1	1	.	1
Stitcher	1	1	1
Stitcher, child of	.	.	1	1	.	1
Stone-cutter, child of	.	.	1	.	.	2	1	2	3
Storeman, child of	1	.	2	.	.	1	3	1	4
Street Inspector, child of	.	.	.	1	1	1
Tailor, child of	.	.	.	2	.	2	4	4
Tailoress	1	1	1
Teacher, child of	.	.	1	1	.	1
Telephone Operator	1	.	.	.	1	1
Tenter, son of	.	.	1	1	.	1
Timekeeper, child of	1	1	1
Tinsmith, child of	1	.	.	1	1	1	2
Tramway Conductor	1	.	.	.	1	.	1
Tramcar Motorman, child of	2	2	.	2
Typist	1	1	1
Upholsterer, child of	.	.	.	1	1	1
Van-driver, child of	1	.	.	3	1	2	3	5
Vanman	1	.	.	.	1	.	1
Waiter, child of	1	1	.	1
Warehouseman, child of	1	1	1	1	2
Warehouse Worker, child of	.	1	1	1
Watchman, child of	.	.	.	1	1	1	1	2
Water Inspector, child of	2	2	.	2
Weaver	1	1	.	1
Weaver, son of	1	1	.	1
Yarn-bundler, child of	.	.	1	1	.	1
Unknown	1	2	1	.	3	1	.	2	.	.	5	5	10
Total,	49	36	106	89	142	110	58	33	3	5	358	273	631

Although this table does not appear to throw light on the origin of this mysterious disease, I have decided to publish it, in the hope that it may be of some use to those who are investigating the origin and spread of the disease.

I may here again venture to remind the members of the medical profession that the use of ill-defined causes of death in medical certificates entails a great amount of unnecessary work, both in this Office, and also for those who use such ill-defined terms; in this connection I may state that the term *cerebro-spinal meningitis*, without qualification as to its probable cause, comes under this category. The following table, which has been prepared for the 4 years 1904-1907, shows the result of querying in 327 instances in which the term *cerebro-spinal meningitis* was returned as a cause of death without further qualification.

TABLE showing Result of Inquiry in 327 instances in which the term *cerebro-spinal meningitis* was registered as a cause of death during the years 1904-1907.

Years	No. of Queries sent	WHERE TABULATED FINALLY							
		Cerebro-Spinal Fever	Tuberculous Meningitis	Meningitis	Tubercle of other Organs	Influenza	Otitis, Mastoid Disease	Pneumonia	Other Causes
1904	33	4	5	.	9	2	1	1	11
1905	44	18	18	8
1906	30	8	15	6	1
1907	220	204	3	10	.	2	.	.	1
TOTAL,	327	234	41	24	9	4	1	1	13

It appears from above statement that out of 327 certificates of death from *cerebro-spinal meningitis*, the writers in 234 instances used the term as being synonymous with cerebro-spinal fever, and in 93 cases it was used with a different meaning.

In the abstracts, the deaths from cerebro-spinal fever are given by ages and sexes; there it will be seen that of 358 deaths of males, 155 were under 5 years of age and 80 were between the ages of 5 years and 10 years; and of 273 deaths of females, that 125 were under 5 years of age, and 58 were deaths between the ages of 5 years and 10 years. It will be seen that the mortality from the disease appears to diminish in the period of early manhood and middle age, and that no mortality occurred in males over 55 years or among females over 65 years of age.

As already mentioned out of a total of 631 deaths from cerebro-spinal fever, 495 appertained to Belfast County Borough; in Dublin North and South Unions, 43 deaths were registered from this disease, and in the following unions, arranged in alphabetical order, one or more deaths were registered, namely:—in Antrim, Armagh, Athlone, Athy, Bailieborough, Ballina, Ballycastle, Ballymena, Banbridge, Carlow, Castleblayney, Cavan, Clones, Cootehill, Cork, Dingle, Downpatrick, Dunfanaghy, Inishowen, Larne, Lisburn, Lurgan, Newry, Newtownards, Omagh, Rathdown, Rathdrum, Roscommon, and Waterford. (For the number of deaths registered in each Union see Table on page xxiv.)

Rabies (Hydrophobia).—The records of mortality did not contain the entry of one death from rabies. The last death from rabies which was registered in Ireland was in the year 1898, in the course of which year 4 fatalities from the disease were reported.

Puerperal Septic Diseases:—Under the head of puerperal septic diseases, the deaths of 163 women (all between the ages of 15 years and 55 years) were returned. Of the 163 deaths, 105 were returned as from puerperal septicæmia; 6 as from puerperal pyæmia; 11 from phlegmasia dolens and 41 were tabulated to *puerperal fever*, a term the use of which should be discontinued. The deaths in this group, for the year 1907, compare favourably with the mortality in the previous year (234) and with the average (224) for the preceding 10 years. Further reference will be made to this subject in the paragraph dealing with the mortality from accidents of childbirth. The number of deaths from puerperal septic diseases, at each of five age-periods, is included in the following table :—

TABLE XIII.—Deaths of Women in Ireland in 1907 definitely returned as either caused by or associated with Pregnancy or Childbearing.*

Causes of Death.	All Ages	Ages.				
		15—	20—	25—	35—	45 and upwards
Total,	589	8	61	320	187	13
Scarlet Fever,	3	.	.	3	.	.
Influenza,	9	.	.	5	4	.
Epidemic Diarrhœa	1	.	.	.	1	.
Puerperal Septicæmia,	105	2	18	57	24	4
Puerperal Pyæmia,	6	.	1	4	1	.
Phlegmasia Alba Dolens,	11	.	.	7	4	.
Puerperal Fever,	41	1	7	23	10	.
Infective Endocarditis	2	1	.	1	.	.
Pneumonia	6	.	3	1	2	.
Tuberculous Phthisis (<i>Phthisis</i>)	10	.	1	4	5	.
Miliary Tuberculosis	1	.	.	1	.	.
Carcinoma, Cancer.	4	.	.	3	1	.
Acute Rheumatism	1	.	.	1	.	.
Anæmia,	5	.	1	3	1	.
Meningitis	1	.	.	.	1	.
Acute Melancholia .	1	.	.	1	.	.
Epilepsy	1	.	.	1	.	.
Valve Heart Disease, Endocarditis	8	.	.	6	2	.
Dilatation of Heart and Fatty Heart,	1	.	.	1	.	.
Heart Disease (not specified),	4	.	.	2	2	.
Phlebitis	1	.	.	1	.	.
Bronchitis,	2	.	.	1	1	.
Diseases of Stomach and Digestive System,	4	.	.	4	.	.
Thyroid Body	3	.	.	2	1	.
Acute Nephritis, Uræmia,	7	.	1	6	.	.
Chronic Bright's Disease,	9	.	.	6	3	.
Abortion, Miscarriage,	22	1	.	7	12	2
Puerperal Mania,	12	.	.	10	2	.
Puerperal Convulsions,	55	2	11	29	12	1
Placenta Prævia, Flooding,	109	.	8	56	43	2
Other Accidents of Pregnancy and Childbirth,	144	1	10	74	55	4

* These deaths are included in the general tables of Causes of Death.

Septicæmia, &c.—There were 65 deaths from septicæmia, 39 of males and 26 of females (not puerperal); there were 25 deaths from pyæmia, 19 of males and 6 of females (not puerperal); phlegmon, carbuncle (not anthrax) was the cause of 54 deaths.

Pneumonia.—Under the general head of pneumonia, the deaths from lobar pneumonia, broncho-pneumonia, epidemic pneumonia, and *pneumonia* (not defined) are returned; these deaths in the aggregate numbered 4,102, and are represented in diagram 2 by the fifth column among the principal causes of death in Ireland for the year 1907. The total forms more than 5 per cent. of deaths from all causes registered in Ireland during the year, and represents a death rate of 0·94 per 1,000 of the estimated population of the country, as against a rate of 0·87 per 1,000 in the year 1906 and an average rate of 0·81 for the 10 years 1897-1906. It may be noted that the highest number of deaths from pneumonia which occurred in any year of the preceding decennial period was in the year 1900, in that year also the mortality from influenza was at its maximum for the decennial period 1897-1906. The total deaths in 1907 include the deaths of 168 males and 94 females from lobar pneumonia; 663 males and 600 females from broncho-pneumonia; and 1,534 males and 1,043 females from *pneumonia* (not defined).

No less than 655 deaths from pneumonia (all forms) were registered in Dublin county borough, and 658 were registered in Belfast county borough; in Cork union 148 deaths were registered, in Limerick union 73, in Londonderry union 38, and in Waterford union 26 deaths. The total number of deaths from pneumonia registered in the unions containing the six county boroughs was 1·56 per 1,000 of their aggregate population. In the remaining parts of Ireland such deaths were represented by a rate of 0·73 per 1,000 of the population.

With regard to the incidence of pneumonia on age conditions, it may be seen in the abstracts that of the total deaths (262) from lobar pneumonia, only 27 were of children under 5 years of age, and that of 1,263 deaths from broncho-pneumonia 678 deaths were of children under 5 years; 314 of the latter deaths being of infants under 1 year of age; in this connection it is to be remembered that broncho-pneumonia is a frequent complication of influenza and of measles, both of which diseases, especially the latter are particularly destructive to infant life in the overcrowded and poorer portions of the urban districts.

TUBERCULOSIS.

I have had the honour on two previous occasions, namely in my annual detailed reports for each of the years 1905 and 1906, of bringing the subject of tuberculosis mortality in Ireland specially under Your Excellency's notice, and much regret that it is now my painful duty again to report an excessive mortality in Ireland from tuberculous disease during the year 1907. The deaths from all forms of tuberculous disease for that year were in number 11,679, as compared with 11,756 deaths registered in the year 1906. The total deaths are represented by a rate of 2·7 per 1,000 of the population of Ireland estimated to the middle of the year 1907. These deaths are over 15 per cent. of deaths from all causes registered during the year. I present in this report 4 diagrams which in part or in whole represent the position of tuberculous disease as a cause of mortality. In diagram No 2, facing page xiii., the mortality from 22 principal causes of death in Ireland is shown, by comparison. From this diagram it appears that the column representing mortality from tuberculous disease stands first in the list. In diagram No. 3, facing this page, the rates for England and Wales and for Scotland are compared with that for Ireland for a series of years—namely, from 1864 to the latest available records. The diagram shows that the recorded rate for all forms of tuberculous disease in England and Wales fell from 3·3 per 1,000 in 1864 to 1·6 per 1,000 in 1906, and that in Scotland it fell from 3·6 per 1,000 in 1864 to 2·1 per 1,000 in 1906, while the rate from tuberculous disease in Ireland which had been 2·4 per 1,000 in 1864 rose to 2·7 per 1,000 in each of the years, 1906 and 1907. In diagram No. 4, facing page xxxiii., I have compared the death rates at certain age-periods from all forms of tuberculous disease in Ireland with those of England and Wales and of Scotland for the year 1905. A comparison with a similar diagram for the year 1903 (published in my detailed annual report for the year 1905), shows that no essential change has taken place in the relative positions of the death rates at similar age-periods for Ireland and for the sister countries in each of the years for which these diagrams were framed. In 1905, as in 1903, the preponderance of the rates for Ireland at the effective age-periods over England and Wales and Scotland is manifest. In Ireland, in 1905, the rate from all forms of tuberculous disease at the age-period 15 and under 20 years was 3·0 per 1,000; at 20 and under 25 it was 3·8;

TUBERCULOSIS.

DIAGRAM No. 8.—Showing the Death-Rate in Ireland, as compared with England and Scotland, during each of the forty-four years 1864-1907

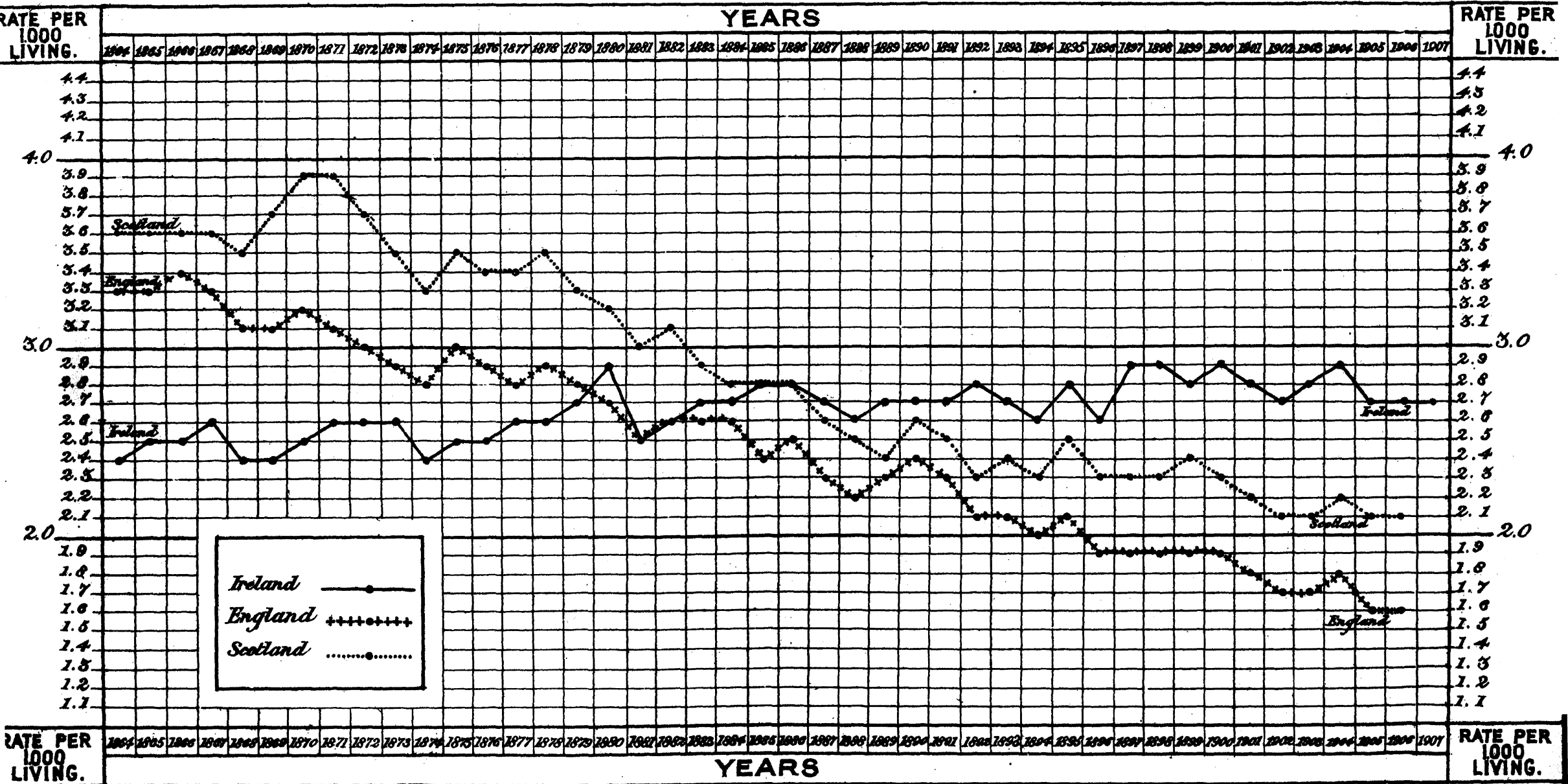
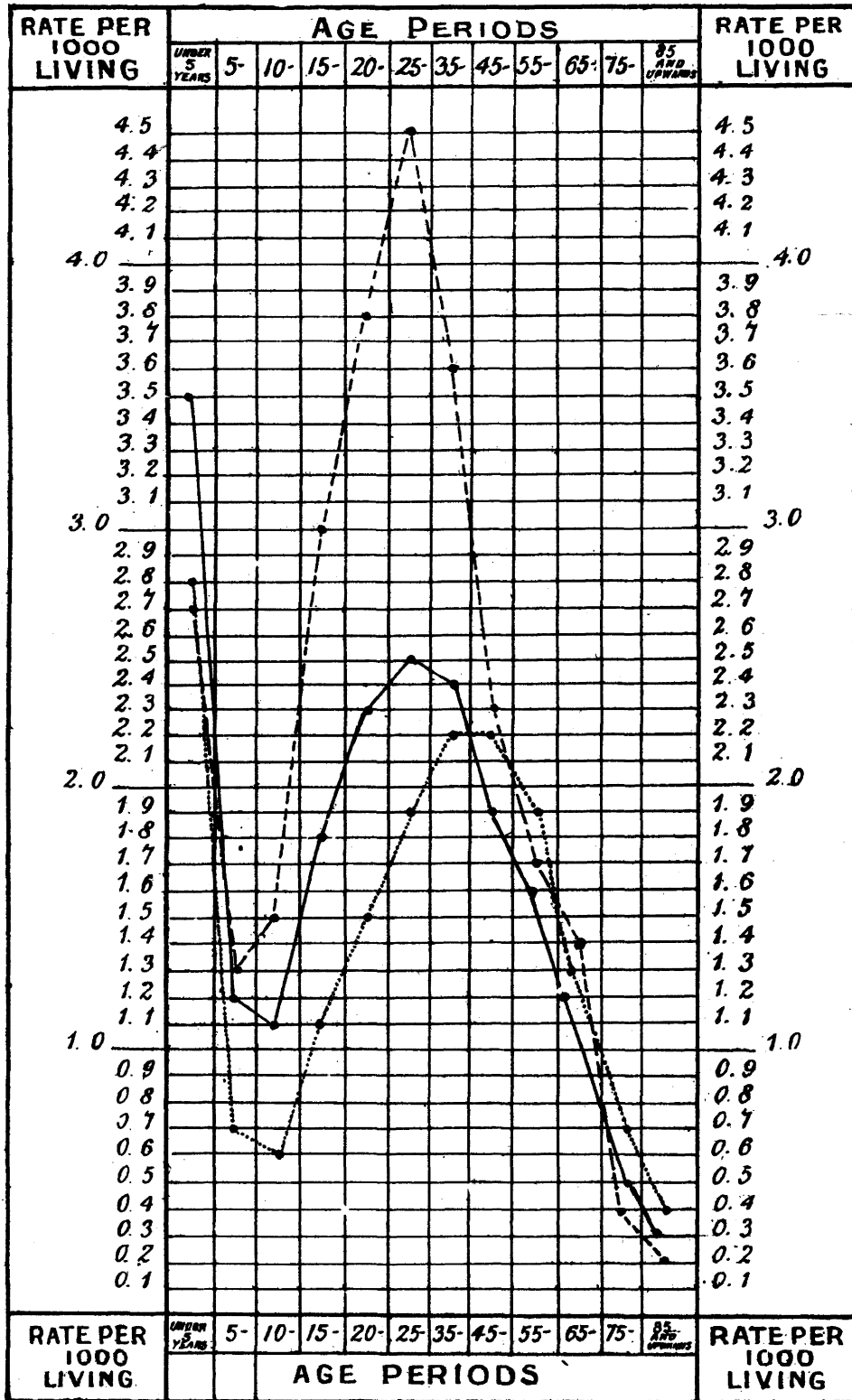


DIAGRAM No. 4—Showing the Proportion of Deaths registered from Tuberculosis at each age period, per 1,000 living at those ages, in Ireland, in England and Wales and in Scotland during the year, 1905.



IRELAND ---●--- ENGLAND●..... SCOTLAND —●— (To Face page XXXiii)

at 25 and under 35 it was 4.5, and at 35 and under 45 it was 3.6. The corresponding rates for England and Wales were 1.1 per 1,000, 1.5 per 1,000, 1.9 per 1,000, and 2.2 per 1,000; the rates for Scotland at these age periods being 1.8 per 1,000, 2.3 per 1,000, 2.5 per 1,000, and 2.4 per 1,000 respectively. Diagram 5, facing page xxxiv., shows for each of four general classes in the Dublin Registration Area the mortality per 1,000 of the population in 1901, represented by deaths from tuberculous phthisis registered in each of the years 1901-1907. It may be seen from this diagram that among the Professional and Independent Class the death rate from tuberculous phthisis has declined from 1.0 per 1,000 in 1901 to 0.8 per 1,000 in 1907; that in the Middle Class, the rate which in 1901 was 2.1 per 1,000 had declined to 1.6 per 1,000 in 1904, but rose again to 2.1 per 1,000 in 1907; that among the Artisans and Petty Shopkeepers, the rate in 1901, which was 2.6 per 1,000, reached 2.8 per 1,000 in each of the years 1902 and 1903; the rate declined to 2.3 in the year 1905, rose to 2.4 per 1,000 in 1906 and again declined to 2.3 in 1907; in the 4th or General Service Class, the excessive rate of 3.2 per 1,000 occurred in 1901, but declined steadily with exacerbations in 1904 and 1905 to 2.4 per 1,000 in the year 1907.

In my last report I referred to the inauguration of the Women's National Health Association of Ireland, by Her Excellency the Countess of Aberdeen, and I ventured to express the hope that this Association would bring forward prominently the importance of the prevention of consumption and other forms of tuberculosis in this country. Since the date of that report Her Excellency's Irish Tuberculosis Exhibition, opened by Your Excellency in Dublin, in the month of October, 1907, has done signal service, by means of the Exhibits, Lectures and Demonstrations, in enlightening the people regarding the nature of the disease, and the preventive measures which should be adopted to limit its ravages. The provincial Exhibitions organized and administered by Her Excellency have aroused the greatest interest in the Cities and Towns which have been visited, and the Lectures delivered in connection with these Exhibitions have been everywhere attended by crowded and interested audiences. Indications are abundant that the people are being thoroughly aroused to the dangers which beset them from this source.

The fact that the mortality in the year 1907 was practically the same as that for the year 1906 need not discourage those who are so deeply interested in the anti-tuberculosis movement, as there has not been time as yet for the energetic measures taken by Her Excellency in combating the disease to show their effect on the mortality statistics published by this Department.

Tuberculous Phthisis (Phthisis)—Passing on to the enumeration of the various forms of tuberculous disease, it appears that the number of deaths attributed to tuberculous phthisis or *phthisis* was 8,828; this number represents a death rate of 2.02 per 1,000 of the estimated population of Ireland; of the deaths 4,371 were of males, representing a death rate of 2.01 per 1,000 males living, and 4,457 were deaths of females, representing a rate of 2.02 per 1,000 females living. In the following table the total number of deaths from tuberculous phthisis (*phthisis*) during the year 1907 are giving by age-periods and by sexes.

AGE-PERIODS	Deaths from Phthisis in Ireland.					
	Total of both Sexes		Of Males		Of Females	
	Number	Rate per 1,000	Number	Rate per 1,000	Number	Rate per 1,000
0-5 years	173	0.40	86	0.39	87	0.41
5-10 "	143	0.32	53	0.24	90	0.41
10-15 "	358	0.79	104	0.45	254	1.15
15-20 "	1,097	2.36	442	1.91	655	2.82
20-25 "	1,423	3.26	708	3.30	715	3.23
25-35 "	2,556	3.97	1,330	4.20	1,226	3.74
35-45 "	1,492	3.15	775	3.36	717	2.95
45-55 "	865	2.13	457	2.33	408	1.91
55-65 "	507	1.47	295	1.77	212	1.19
65-75 "	181	0.97	108	1.14	73	0.79
75 and upwards	33	0.36	13	0.29	20	0.43
Total all ages	8,828	2.02	4,371	2.01	4,457	2.02

It appears that the highest rates both for males and for females take place in the age-period between 25 and 35 years; that for males being 4·20 and that for females 3·74 per 1,000 of the respective male and female populations. It may also be noticed that, with the exception of the first four age-groups and the last age-period, the death rate for males is in excess of that for females.

Table XIV, on this page, gives for 37 years the number of deaths from different forms of tuberculous disease, in four divisions, also the rate per 1,000 from all forms of the disease, the total deaths from all causes and the death rate, also the percentages of the total deaths from tuberculous disease to the total deaths from all causes. Averages for three decennial periods, one period of 6 years, and for the total period of 36 years are also given.

Tuberculous Meningitis, Acute Hydrocephalus.—In the course of the year, 843 deaths were ascribed to tuberculous meningitis, and 23 to acute hydrocephalus; of the former figure, 436 were deaths of males, and 407 were deaths of females; and of 23 deaths from acute hydrocephalus, 15 were deaths of males. The total deaths, 866, represent a rate of 0·20 per 1,000 of the population, the deaths of males representing a rate of 0·21 per 1,000 males living, and the deaths of females a rate of 0·19 per 1,000 females living in the population at the middle of the year 1907. Of the total deaths from tuberculous meningitis, more than 55 per cent. were of children under the age of 5 years, and about 35 per cent. were of persons between the ages of 5 years and 20 years.

TABLE XIV.—Showing the Number of Deaths from the following causes, viz., Tuberculous Phthisis (*Phthisis*), Tuberculous Meningitis, Tuberculous Peritonitis and *Tabes Mesenterica*, Other Forms of Tuberculous Disease and *Scrofula* and from all causes, registered in Ireland in each of the thirty-seven years 1871–1907, with the Rate per 1,000 of Estimated Population represented by (a) Deaths from the above-mentioned forms of Tuberculosis, (b) Deaths from All Causes; and the percentage of total Deaths caused by the tuberculous diseases referred to.

YEARS.	Number of Deaths from				Total Deaths from all the foregoing causes.		Total Deaths from all causes.		Per-centage of Deaths caused by the Diseases named in Columns 2, 3, 4, and 5.
	Tuberculous Phthisis (<i>Phthisis</i>)	Tuberculous Meningitis.	Tuberculous Peritonitis and <i>Tabes Mesenterica</i> .	Other Forms of Tuberculous Disease and <i>Scrofula</i> .	Number.	Rate per 1,000 of Estimated Population.	Number.	Rate per 1,000.	
(1)	(2)	(3)	(4)	(5)	(6)	(7)	(8)	(9)	(10)
1871	10,427	1,222	1,279	871	13,799	2·6	88,348	16·4	15·6
1872	10,430	1,073	1,419	1,000	13,922	2·6	97,294	18·1	14·3
1873	10,341	1,089	1,464	1,029	13,923	2·6	97,537	18·3	14·3
1874	9,416	1,015	1,174	960	12,565	2·4	91,961	17·4	13·7
1875	10,240	1,076	1,159	890	13,365	2·5	96,114	18·6	13·6
1876	10,092	1,118	1,249	870	13,329	2·5	92,324	17·5	14·4
1877	10,433	1,121	1,244	977	13,775	2·6	93,543	17·7	14·7
1878	10,406	1,077	1,508	923	13,914	2·6	99,629	18·9	14·0
1879	10,619	1,127	1,444	988	14,178	2·7	105,089	20·0	13·5
1880	11,124	1,158	1,678	985	14,945	2·9	102,906	19·8	14·5
Average for 10 years, 1871-80,)	10,352·8	1,107·6	1,361·8	949·3	13,771·5	2·6	96,674·5	18·3	14·3
1881	10,027	935	1,166	870	12,998	2·5	90,035	17·5	14·4
1882	10,258	1,005	1,062	782	13,107	2·6	88,500	17·3	14·8
1883	10,775	978	1,120	923	13,796	2·7	96,228	19·2	14·3
1884	10,583	1,014	1,064	801	13,462	2·7	87,154	17·5	15·4
1885	10,709	1,065	1,047	825	13,650	2·8	90,712	18·4	15·0
1886	10,694	1,007	1,120	859	13,680	2·8	87,292	17·8	15·6
1887	10,329	964	1,047	825	13,156	2·7	88,585	18·2	14·8
1888	9,812	896	997	824	12,529	2·6	85,892	17·9	14·6
1889	9,951	815	1,055	827	12,648	2·7	82,908	17·4	15·2
1890	10,176	788	918	907	12,789	2·7	85,850	18·2	14·9
Average for 10 years, 1881-90,)	10,331·4	945·8	1,059·6	844·7	13,181·5	2·7	88,315·6	17·9	14·9
1891	10,038	824	950	1,013	12,830	2·7	85,999	18·4	14·9
1892	10,048	886	1,116	931	12,981	2·8	90,044	19·4	14·4
1893	9,869	855	971	992	12,687	2·8	82,821	18·0	15·3
1894	9,625	611	948	948	12,143	2·6	83,528	18·2	14·5
1895	9,768	1,159	924	982	12,833	2·8	84,395	18·5	15·2
1896	9,051	1,131	799	1,017	11,998	2·6	75,700	16·7	15·8
1897	9,748	1,158	1,023	1,089	13,018	2·9	83,839	18·5	15·5
1898	9,678	1,210	1,073	1,025	12,987	2·9	82,404	18·2	15·8
1899	9,480	1,242	1,047	1,059	12,828	2·8	79,699	17·7	16·1
1900	10,076	749	1,025	1,008	12,859	2·9	87,606	19·6	14·7
Average for 10 years, 1891-1900,)	9,738·2	982·5	988·7	1,007·0	12,716·4	2·8	83,603·5	18·3	15·2
1901	9,549	661	1,027	1,098	12,335	2·8	79,119	17·8	15·6
1902	9,400	647	615	1,175	11,837	2·7	77,676	17·5	15·2
1903	9,559	748	529	1,344	12,180	2·8	77,358	17·5	15·7
1904	9,833	740	513	1,608	12,694	2·9	79,513	18·1	16·0
1905	9,216	710	437	1,519	11,882	2·7	75,071	17·1	15·8
1906	8,933	797	466	1,560	11,756	2·7	74,427	17·0	15·8
Average for 6 years, 1901-6)	9,415·0	717·2	597·8	1,384·0	12,114·0	2·8	77,194·0	17·5	15·7
Average for 36 years, 1871-1906)	10,019·9	962·8	1,046·9	1,008·7	13,038·3	2·7	87,475·0	18·1	14·9
1907	8,828	866	441	1,544	11,679	2·7	77,334	17·7	15·1

Tuberculous Peritonitis.—The mortality due to tuberculous peritonitis was 259 deaths (117 of males and 142 of females); to *tabes mesenterica*, 182 deaths (88 of males and 94 of females) were attributed. In the total, deaths from tuberculous peritonitis and *tabes mesenterica* numbered 441, and were equal to a rate of 0·10 per 1,000, the rate for males being 0·09 per 1,000, and that for females 0·11 per 1,000.

Seventy-eight of the deaths from tuberculous peritonitis and 126 of the deaths from *tabes mesenterica* were those of children under 5 years of age.

Other Tuberculous Diseases.—Among the deaths from other forms of the disease there were 14 deaths from lupus, 610 deaths from tubercle of other organs or parts of the body, 878 returned as from general tuberculosis or from tuberculosis (not otherwise defined), and 42 deaths which were attributed to *scrofula*. The aggregate total of the above-mentioned is 1,544 deaths, and is represented by a rate of 0·35 per 1,000 of the estimated population.

Further information with respect to ages, sexes, and the distribution of the disease in the provinces, counties and unions of Ireland is contained in the various Abstracts dealing with diseases and causes of death, commencing at page 112 of this Report.

Alcoholism.—The deaths of 221 persons were directly attributed to the effects of alcohol. Of these persons, 180 were males and 41 were females. The deaths in this category do not include deaths returned as from acute alcoholic poisoning, which are included amongst violent deaths and classified as being due to poison. See Table XVI.

That the influence of intemperance on the death rate is not fairly represented by the above figures is recognised, nevertheless, a retrospect of the Irish figures for alcoholic mortality, as returned, shows that an increase has occurred. In the year 1891 there were 131 deaths recorded, in 1900 the number had increased to 181, and in the period under review the figure again rose to 221. It has, however, to be remembered that since the year 1902—in the Irish records—deaths from accidental violence, stated to be associated with alcoholism, have been referred to the latter cause. The term “alcoholic poisoning” as frequently used in certificates, leads to queries being issued asking for further information, as to whether the alcoholic poisoning was acute; the amount and state of purity of the alcohol taken; and the time which elapsed before death took place.

Rheumatic Fever, etc.—Of 159 deaths from rheumatic fever, acute rheumatism, 84 were deaths of males and 75 were of females; there were, moreover, 54 deaths assigned to rheumatism of heart, 20 of males and 34 of females. Chronic rheumatism accounted for 473 deaths, of males, 200, and of females, 273; and to rheumatic arthritis or rheumatic gout the deaths of 120 persons were assigned; of the latter figure, 47 were deaths of males, and 73 were of females. The total number of deaths from this group of diseases was 806; in the year preceding, 681 deaths were assigned to one or other of these causes.

Gout.—Of 13 deaths from gout, 9 were of males and 4 were of females, as against 12 deaths registered in the year 1906, of which number 8 were of males and 4 were of females.

MALIGNANT DISEASE.

Turning to Table XIII. of the Decennial Report, 1891-1900, pages 24 and 25, it may be seen that the rate for cancer mortality increased from 46·2 per 100,000 of the population in 1891 to 60·8 per 100,000 in 1900. In the year 1901 it further increased to 65·1, but declined in the year 1902 to 64·5, rising to 69·1 in 1903, to 69·4 in 1904, to 74·9 in 1905, and to 79·3 in 1906, but declining in the year under review to 76·2 per 100,000 of the population.

The deaths classified under the heading of malignant disease include those returned as from carcinoma, sarcoma, and from malignant disease, cancer (undefined); in addition, when a tumour is stated as being the cause of death or connected with death, its nature not being stated, a letter asking for information regarding the

structure of the tumour is issued to the medical practitioner who certified, and on receiving the reply, if authorised, the death from tumour is removed from the ill-defined cause to malignant disease. It is of interest to report that by means of letters of enquiry regarding tumours and other ill-defined conditions, no less than 75 deaths in the year 1907 have been removed from causes of a more or less doubtful nature and allocated to one or other of the divisions of malignant disease.

Of the total deaths, 3,338, from malignant disease (all forms), 1,530 were of males and 1,808 were of females, This total includes 1,039 deaths from carcinoma—of males 456 and of females 583; 146 deaths from sarcoma—89 of males and 57 of females; and 2,153 deaths assigned to cancer, malignant disease; of these 985 were deaths of males and 1,168 were deaths of females. For the purpose of comparing the death rates from malignant disease as it affects the sexes, it has been the custom to exclude the deaths of persons under the age of 35 years in making the necessary calculations, and to calculate the death rates of males and of females on the respective populations living in the middle of the year who were aged 35 years and upwards. Obtained by these calculations, the death rate for males was 2·02 per 1,000, and the death rate for females was 2·22 per 1,000 of the respective male and female populations at 35 years and upwards. In the year 1906 the death rate for males was 2·07 per 1,000 of the estimated male population, and that for females was 2·36 per 1,000 of the estimated number of females living in the population, aged 35 years and upwards.

In the abstracts commencing on page 112 the deaths from malignant disease in Ireland are given by sexes and age periods; while the number of deaths registered during the year in each province, county and union in Ireland is set forth on page 136 and following pages.

The following table shows for males and females the parts affected by the tumours, which caused the deaths of 52 persons (not including those deaths from tumours of the brain, uterus or ovary) and which were either stated to be non-malignant in character, or the pathological structure of the tumours could not be ascertained.

Statement showing the parts affected by the Tumours which caused the deaths of 15 males and 37 females.

Parts affected	Males	Females
Thorax	1
Stomach	4	5
Intestine	2	2
Rectum	1	.
Liver	2
Neck	1	2
Groin	1
Mesentery	1
Spleen	1
Kidney	1
Bladder	3	1
Leg	2
Jaw	1	.
Abdomen	2	12
Pelvis	1
Others, or not stated	1	5
Total	15	37

Diabetes Mellitus.—There were 316 deaths from this cause, 188 being those of males and 128 of females, the total deaths from diabetes mellitus in the three years preceding numbering 359, 308 and 340, respectively.

TABLE XV.—Showing the Deaths registered from Malignant Diseases* in Ireland during the Year 1907, by Sexes, Ages, and parts affected.

PARTS AFFECTED.	MALES.									FEMALES.									Total Males and Females
	AGES AT DEATH.									AGES AT DEATH.									
	Under 20	20—	25—	35—	45—	55—	65—	75 and upwards	TOTAL	Under 20	20—	25—	35—	45—	55—	65—	75 and upwards	TOTAL	
NERVOUS SYSTEM—																			
Brain,					1	1			2					2		1			3
ORGANS OF SPECIAL SENSE—																			
Eye,	2				2	3	2		9			1			3	6	1		11
Ear,				1		7	1	3	12							1			1
CIRCULATORY & RESPIRATORY SYSTEMS—																			
Larynx, Trachea,			1		5	3	3	1	13					2	1	1			4
Lungs,	1		2	1	1	3	4	1	13				1	2	6	4			13
DIGESTIVE SYSTEM—																			
Parotid,				1		1			2					1					1
Mouth,				1	3	5	13	1	23				1						1
Tongue,		1	1	9	16	31	18	7	83	1				3	2	1	4	11	94
Pharynx, Throat,		1	2	9	5	11	9	4	41			1	2	4		6	2	15	56
Esophagus,			1	2	12	12	15	2	44				9	3	7	10	5	34	78
Stomach,		1	4	35	76	155	125	38	434	1		5	27	87	125	108	43	396	830
Intestine,		1	5	6	14	32	20	13	91		2	2	9	17	41	32	11	114	205
Rectum,	1	1	1	7	22	33	41	15	121			5	2	20	32	18	7	84	205
Liver, Gall Bladder,	1	2	2	10	39	50	58	18	180	3		8	16	61	66	61	27	242	422
Pancreas,					4	4	4		12	1		1	1	3	4	4	1	15	27
Peritoneum,			1	1	2				4			1		1	1	1	1	5	9
LYMPHATIC & OTHER GLANDS—																			
Neck,			2	2	13	16	12	9	54			1	1	4	5	9	5	25	79
Axilla,					1	2	4	3	10				1	1	1	1		4	14
Groin,		1		1	1	3			6			1		1				2	8
Mediastinum,					2				2			1		1		1	1	4	6
Mesentery,						1			1					5	7	3		15	16
Spleen,				1		3			4				2	3		1		6	10
Thyroid,	1			1	1				3						1	1		2	5
URINARY SYSTEM—																			
Kidney,	3				1	1			5	1			1		2	2		6	11
Bladder, Urethra,				1	2	8	7	2	20			1		3	4	2		10	30
Prostate,					4	1	1	4	10										10
GENERATIVE AND MAMMARY ORGANS—																			
Penis, Testis			1	1	2	1	6	4	15										15
Ovary,													4	9	3		1	17	17
Uterus,											2	18	39	60	82	31	10	262	262
Breast,						1	4	2	7	1		13	33	80	72	54	34	287	294
Others,													3	2	2			7	7
LOCOMOTOR SYSTEM, &c. (Bones, Joints, Muscles, etc.)—																			
Shoulder,	1	1	1	1		1	1		6	1					1			2	8
Arm, Leg,	2	1		3	5	6	9	9	35	3	1	1	2	7	8	21	10	53	88
Skull,					2	2		3	7	1				1		1	2	5	12
Rib, Sternum,	1					1		1	3										3
Spinal Column,												1				1		2	2
Jaw,			2	6	5	15	15	15	58	2		1		2	6	12	1	24	82
INTEGUMENTARY SYSTEM—																			
Face,			1	1	6	12	17	23	60			1	1	4	4	6	13	29	89
Nose,	1			1			2		4				1		2	2	6	11	15
Lip,				2	3	12	20	32	69				1		2	3	5	11	80
NOT CLASSIFIED—																			
Abdomen,		1	1	1	4	15	7	5	34		1	2	3	13	13	15	5	52	86
Thorax,													1	1	1			3	3
Pelvis,						2			2					1	2	1		4	6
Others,				1	1	5	4	2	13				1	3	1		1	6	19
PART NOT STATED,	1		1	1		3	5	7	18				1	2	2	3	1	9	27
TOTAL,	15	11	29	107	255	462	427	224	1,530	15	6	65	163	429	509	424	197	1,808	3,338
DEATHS FROM CANCER PER 10,000 LIVING OF THE SAME AGE,	0.16	0.51	0.32	4.61	13.29	27.67	44.93	49.78	7.05	0.17	0.27	1.98	6.70	20.06	28.61	45.88	42.05	8.20	7.62

* Including Carcinoma, Sarcoma and Cancer, Malignant Disease.

DISEASES OF SPECIAL ORGANS.

The mortality included in this group is about 42 per cent. of the mortality from all causes registered during the year 1907.

Meningitis.—The deaths which were assigned to meningitis, or inflammation of the brain or of its membranes, were in number 699, of which 369 were deaths of males and 330 were deaths of females. Of the total deaths from meningitis, 357 were under 5 years of age, and of this latter figure 143 fatalities occurred among infants under one year of age.

Softening of the Brain.—To this condition 191 deaths were attributed in the course of the year, 102 being deaths of males and 89 of females; all these deaths occurred in persons above the age of 25 years, more than 41 per cent. of the deaths from softening of the brain occurring among persons between the ages of 65 and 75 years.

General Paralysis of the Insane.—Of 88 deaths from general paralysis of the insane, 69 were of males and 19 were of females; the total exceeded the number recorded in the year 1906 by 21. All of these deaths were of people aged 25 years and upwards; in the age-period between 35 and 45 years the largest number of deaths occurred, namely 32, 28 being those of males and 4 of females.

Epilepsy.—During the years 1891-1900, the average number of deaths from epilepsy was 305, of males 163 and of females 142. In the period under notice, the number of deaths from this cause was 308, of males 181 and of females 127. The mortality from epilepsy would therefore appear to have slightly increased in the year 1907, when compared with the average rate for the 10 years, 1891 to 1900. Under the age of 10 years, deaths from epilepsy are not numerous.

Convulsions.—That 1,427 deaths should be classified to a condition which is symptomatic is a matter of regret. In the Official Nomenclature of Diseases (1906) in a foot note on page 31 the following occurs:—"This term—(*convulsions*)—being the name of a symptom should only be used when more precise information is wanting. When the cause is known the return should be made under the head of that cause." Of the 1,427 deaths attributed to *convulsions*, 1,151 were of infants under 1 year of age, this number being 12·3 per cent. of the total deaths of infants under one year old.

Locomotor Ataxy.—The number of persons who were returned as having died from locomotor ataxy was 52, as against 46 in the preceding year, and an average of 41 in the 5 years 1902-1906. Of the deaths in 1907, 41 were of males and 11 were of females. The earliest age-period in which mortality from this disease occurred was that between the ages of 25 and 35 years.

Neuritis, Peripheral, Poly-neuritis.—There were 34 deaths (16 of males and 18 of females) recorded from one or other of these conditions.

Tumour of Brain.—In the examination of the certified copies, when death is returned as being caused by "tumour of brain," a circular asking for more definite information is issued to the certifying practitioner regarding the nature of the tumour—*e.g.*, whether caused by syphilis, tubercle or sarcoma; the replies to circulars enabled 14 such deaths to be classified according to the disease which produced the tumour, including 7 to malignant disease; in 35 instances, however, no further information was available, generally on the grounds of the difficulty of diagnosis, and the failure of obtaining a post-mortem examination. Of the 35 deaths, 22 were of males and 13 were of females.

Diseases of the Heart.—In the aggregate, diseases of the heart caused the deaths of 9,157 persons, a number which is represented by a rate of 2·09 per 1,000 of the population. The total deaths include 2,313 (of males 1,088 and of females 1,225) from valve disease, endocarditis; 34 (of males 23 and of females 11) from pericarditis; 23 (of males 14 and of females 9) from hypertrophy of heart; 62 (of males 41 and of females 21) from angina pectoris; 223 (of males 114 and of females 109) from dilatation of heart; 231 (of males 106 and of females 125) from fatty degeneration of heart. Of the remaining 6,271 deaths assigned to *syncope* or *heart disease* (not specified) 3,024 were of males and 3,247 were of females.

Diseases of the Blood Vessels.—It may be seen in Table IX., page xvii., that during the year 1907, the deaths from diseases of blood vessels represented a rate of 0·74 per 1,000 of the estimated population, and numbered 3,251. On referring to the abstracts it will appear that there were 1,283 deaths (of males 555 and of females 728) attributed to cerebral hæmorrhage; 1,559 (of males 673 and of females 886) to *apoplexy, hemiplegia*; 59 (of males 50 and of females 9) to aneurysm; 197 (of males 97 and of females 100) to senile gangrene; 37 (of males 15 and of females 22) to embolism, thrombosis (not cerebral); 19 (of males 6 and of females 13) to phlebitis; 11 (of males 2 and of females 9) to varicose veins, and 86 deaths (of males 49 and of females 37) to other diseases of the blood vessels.

With reference to the use of the term *paralysis*, when certifying the cause of death, the attention of the medical profession is asked to the note on page 27 of the Official Nomenclature of Diseases (1906), where it is pointed out that paralysis is the name of a symptom, and should only be used when more precise information is wanting. In the course of the work of classifying the causes of death for the year 1907, it was found necessary to ask for further information in 158 instances where *paralysis* was given as the cause of death.

Laryngitis.—From diseases of the larynx and trachea there were 264 deaths, namely, from laryngitis 100 deaths; from *membranous laryngitis* (not diphtheritic) 6 deaths; from *croup* (not stated to be spasmodic or diphtheritic) 149 deaths; and from other diseases of the larynx and trachea there were 9 deaths. Compared with the average annual number (613) of deaths attributed to the above causes in the decade 1891-1900 there appears to be a considerable decrease.

Bronchitis.—In the pillar diagram No. 2, facing page xiii., representing 22 of the principal causes of death in Ireland during the year 1907, bronchitis stands in the fourth place, no less than 7,845 deaths being attributed to this disease. The deaths from bronchitis represent a rate of 1·79 per 1,000 of the population, and form over 10 per cent. of the total deaths from all causes.

The deaths from bronchitis are 669 in excess of the numbered registered in the preceding year, but below the average for the preceding 10 years by 82 deaths.

In England and Wales during the year 1906, the mortality from bronchitis, compared with the total deaths from all causes, was 6·7 per cent.

Of the total deaths from bronchitis in Ireland in 1907, 1,568 were of children under 5 years of age, 962 being of infants under one year of age, the former figure being represented by a rate of 3·61 per 1,000 of the number of children living at that age, and the latter representing a rate of 9·46 per 1,000 births registered. Between the ages of 5 years and 45 years, the death rate from bronchitis is comparatively small, but in the succeeding age periods the rates were 1·45 per 1,000 of the estimated number of persons living in the age-period, 45 to 55 years, 4·97 per 1,000 living in the age-period, 55 to 65 years; 11·47 per 1,000 in the age-period, 65 to 75 years, and 14·85 per 1,000 living in the age-period, 75 to 85 years. From a comparison of the death rates from bronchitis at all ages in England and Wales and in Ireland for the ten years, 1897 to 1906, it appears that the average annual rate for bronchitis in Ireland exceeds that in England and Wales by 0·43 per 1,000. If the death rate from tuberculous disease be taken into account the disparity is still more marked, namely, a difference against Ireland of 1·42 per 1,000, or, in other language, if the death rates for tuberculous disease and for bronchitis obtained in Ireland as in England and Wales the average annual death rate from all causes for Ireland in the ten years 1897-1906, would read 16·48 instead of 17·90 per 1,000 of the population.

In a certain sense bronchitis may, from the public health point of view, be considered as a preventable disease, and the reduction of its death rate regarded as one of the indices of improvement in the social conditions under which our people are living.

Pleurisy.—Among diseases of the organs of respiration, pleurisy caused a total of 205 deaths, 120 being of males and 85 being of females. In the Official Nomenclature of Diseases, page 113, in a footnote it is stated that—“When the pleurisy is known to be tuberculous the fact should be stated.” During the year 1907, 34 deaths were stated to have been caused by empyema directly; in each of these instances a query for further

information was issued, with the result that 13 deaths were stated to be due to tuberculous disease, 3 to pneumonia, and one each to enteric fever, influenza, and disease of spleen; and one to injury.

These have been embodied in the following table, which shows by sexes and age-periods, the results of such inquiries for the years 1904-1907, according to the disease which caused the empyema, or was associated with it.

Table showing for the years 1904-1907, by age periods, the diseases or causes with which the deaths directly attributed to Empyema of 121 persons (94 males and 27 females) were associated.

Diseases or causes (by Age-Periods) with which 94 Deaths of Males from Empyema were associated.

CAUSES OF DEATH.	AGES AT DEATH.																		
	Total Deaths.	Under 1 year.	1	2	3	4	Under 5 years.	5—10	10—15	15—20	20—25	25—35	35—45	45—55	55—65	65—75	75—85	85 and upwards.	
Enteric Fever	2	.	.	.	1	.	1	1
Broncho-pneumonia	1	.	1	.	.	.	1
Pleuro-pneumonia	2	1	.	.	1
Pneumonia	3	.	2	.	.	.	2	1
Tuberculous Phthisis	8	.	.	.	1	.	1	1	1	2	2	1
Tubercle of other Organs	32	.	1	.	.	.	1	1	1	5	10	4	4	2	3	.	1	.	.
Emphysema	1	1
Pleurisy	9	2	.	.	2	.	1	.	1	1	2	.	.
Appendicitis	1	1
Inflammation from Hepatic Abscess	2	1	.	1
Disease of Spleen	1	1
Injury	1	1
Not ascertained	29	2	.	.	4	9	2	5	5	1	1	.	.

Diseases or causes (by Age-Periods) with which 27 Deaths of Females from Empyema were associated.

Influenza	1	1
Lobar Pneumonia	1	1
Tuberculous Phthisis	4	1	3
Tubercle of other Organs	9	1	.	3	1	2	1	1
Pleurisy	2	1	.	.	1
Enlargement of Liver and Kidneys	1	1
Injury	1	1
Not ascertained	8	.	1	.	.	.	1	.	.	2	1	3	1

Gastric Ulcer.—The number of deaths which were registered during the year 1907 was 295, as against 300 such deaths registered in the preceding year, and an average of 281 deaths for the 5 years 1902-1906. Of the total deaths in 1907, the males numbered 119, and the females 176.

Appendicitis.—Deaths from appendicitis which had risen from 89 in the year 1905 to 136 in the year 1906, declined to 120 in the period under notice; of the deaths in 1907 there were 70 of males and 50 of females.

Peritonitis.—The number of deaths from peritonitis, concerning which a primary cause could not be given, was 115 (of males 59 and of females 56); the number of such deaths in 1906 was 128, and in 1905 there were 296 deaths attributed to peritonitis. The decline in the number of deaths returned from this cause in the years 1906 and 1907 is accounted for by the fact that in all instances where peritonitis was certified to have been the cause of death, queries asking for further information as to the cause of the condition were issued. The result of this work for the year 1907 reduced the number of deaths originally assigned to peritonitis from 231 to 115.

Among the causes to which deaths from peritonitis were assigned as the result of the enquiry referred to, were the following:—18 deaths to intestinal obstruction; 17 deaths to gastric ulcer; 13 deaths to tuberculous peritonitis; 12 deaths to appendicitis, and 5 deaths to cancer.

Cirrhosis of Liver.—On reference to the abstracts it may be seen that among diseases of the digestive system, 334 deaths were attributed to cirrhosis of the liver; of these 207 were deaths of males and 127 were of females.

Acute Nephritis, Chronic Nephritis.—The total mortality from acute and chronic inflammation of the kidneys is represented by an annual rate of 0·35 per 1,000 of the estimated population of the country. The deaths, 1,521 in number, were classified as follows:—422 to acute nephritis, uræmia, and 1,099 to chronic Bright's disease, albuminuria. Of the deaths from acute nephritis, 219 were of males and 203 were of females, and of the 1,099 deaths from chronic nephritis, 592 were of males and 507 were of females. The figures for the deaths of females include 16 in which the disease was associated with pregnancy and childbirth. (See Table XIII., page xxxi.).

Tumours and other diseases of the Ovaries and Uterus.—Of 93 deaths from diseases included in this heading, 36 were attributed to *ovarian tumour* and 34 to *uterine tumour*; these figures include tumours of the ovary and uterus, which were returned as being non-malignant and also those in which a request for further information as to the nature of the tumour failed in its object.

The 93 deaths do not include deaths from malignant disease of the uterus and ovaries; in Table XV. it may be seen that 262 were due to malignant disease of the former and 17 to malignant disease of the latter organs.

It would facilitate the classification of the causes of death if the nature of the tumour—when returned as the cause of death or associated therewith—be stated in all cases where it is possible to do so.

Diseases or Accidents of Pregnancy and Childbirth.—In the paragraph dealing with the puerperal septic diseases, it has been already stated that the deaths of 163 women were registered under one or other of the headings of this group. In the abstracts it may be seen that 22 deaths were caused by abortion, miscarriage, 12 by puerperal mania, 55 by puerperal convulsions, 109 by placenta prævia, flooding, and 144 by other accidents of childbirth; these latter forming a total of 342 deaths of women from the accidents of pregnancy and childbirth; it is however found in the course of the classification of causes of death that, in many instances, a pre-existing disease is returned as being associated with the condition of pregnancy or childbirth, and in Table XIII., page xxxi., such deaths, in number 84, are shown in age-periods and in combination with the associated disease or condition.

In the following table the number and rates per 1,000 births registered are given for each of the 3 categories of mortality in the preceding paragraph for the years 1906 and 1907, respectively.

	Deaths from Puerperal Septic Diseases		Deaths from Accidents of Pregnancy or Childbirth		Total Deaths from Puerperal Septic Diseases and other accidents of Pregnancy or Childbirth		Deaths from causes associated with Pregnancy or Childbirth (not included in foregoing)		Total Deaths caused by or associated with Pregnancy or Childbirth	
	Year 1906	Year 1907	Year 1906	Year 1907	Year 1906	Year 1907	Year 1906	Year 1907	Year 1906	Year 1907
Number	234	163	373	342	607	505	69	84	676	589
Rate per 1,000 Births	2·26	1·60	3·60	3·36	5·86	4·96	0·67	0·83	6·53	5·79

From the above table it appears that the deaths from puerperal septic causes were 71 below the number registered in the year 1906, and that the deaths from accidents of childbirth were 31 below those registered in 1906; the deaths from causes associated with pregnancy and childbirth, however, were 15 more than the number registered in 1906.

An analysis of the deaths from accidents of childbirth in which a secondary cause was stated shows that in 37 deaths the complicating cause was syncope, heart failure or heart disease; in 12 deaths it was rupture of the uterus; in 21 deaths it was embolism or thrombosis; in 4 deaths the complicating cause was pneumonia, and in 3 it was bronchitis; in 3 cases deaths after Cæsarian section were returned.

In 36 instances, deaths from accidents of pregnancy and childbirth were registered as being uncertified, or as having no medical attendant.

From calculations made on the number of legitimate and illegitimate births, respectively, the rate represented by deaths of married mothers (493) from diseases or accidents of pregnancy and childbirth was 4·97 per 1,000 legitimate births, and the rate for deaths of unmarried mothers (numbering 12) was 4·68 per 1,000 of illegitimate births.

ILL-DEFINED OR NOT SPECIFIED CAUSES OF DEATH.

I regret to have to report that no less than 14,299 of the deaths which were registered in the year 1907 were referred to causes which are ill-defined, or not specified. Of these, 6,860 were deaths of males and 7,439 were deaths of females, the total of these deaths constituting over 18 per cent. of all the deaths registered during the year. The deaths under this heading comprise deaths stated to be due to *atrophy, debility, old age, dropsy, ascites, anasarca, tumour, abscess, hæmorrhage, sudden death (cause unascertained), other ill-defined causes, and causes not specified.* In this connection I may mention I am now issuing *suggestions* to each member of the medical profession in Ireland whose name appears on the Register, regarding certificates of causes of death, and most earnestly ask for help from one and all, to enable me to produce the mortality statistics of Ireland in as perfect a condition as is possible.

UNCERTIFIED DEATHS IN IRELAND.

The proportion of uncertified deaths to the total deaths is very much greater in Ireland than in England or Scotland, the proportion of uncertified cases in 1906 being, for England, 1·5 per cent.; for Scotland, in 1905, 2·3 per cent.; while for Ireland the proportion per cent. was 24·4 in 1906 and 24·9 in 1907 of all deaths registered.

There is no doubt that the large number of uncertified deaths in some of the Rural Districts in Ireland is to some extent due to the custom which prevails in some of the Rural parts of this country of not seeking medical advice, especially for the aged and those suffering from chronic forms of disease, and also to the very large area of most of the Rural Dispensary Districts which involves geographical difficulties both with the people in sending for medical help and the Medical Officers in attending to their requirements. In October, 1905, and in May, 1908, I issued a circular to all Medical Registrars, impressing upon them the importance of certifying the Cause of Death in every case in which they were professionally in attendance; and I also addressed the Local Government Board with the view to their using their influence with the Dispensary Medical Officers in this important matter. The percentage of such deaths of all deaths registered in 1902 was 27·6; in 1903, 28·3; in 1904, 28·3; in 1905, 26·8; in 1906, 24·4; and in 1907, 24·9.

VIOLENCE.

According to the nature of the application of the violence, deaths returned under this heading are classified into accidental, homicidal, and suicidal fatalities. The total number of deaths from accident, homicide, and suicide which were registered in Ireland during the year 1907 was 1,877—by accident 1,690, by homicide 39, and by suicide 148 deaths. Of the total deaths attributed to accidental circumstances 1,095 were of males and 595 were of females. Among these, burns, scalds, or explosions caused the deaths of 181 males and of 242 females, 120 of the former figure and 107 of the latter being deaths of children under 5 years of age. There were among males 248 casualties by drowning, and among females 58; the deaths of males caused by accidents with vehicles and horses numbered 162, and of females 19; 115 males and 133 females died from the effects of falls; the deaths of 46 males and 43 females were attributed to suffocation, 32 of the former and 42 of the latter being deaths of infants

TABLE XVI.—Showing the Deaths registered from Poison in 1907, distinguishing the Sex and Age of deceased, the Name of the Poison or Poisonous Gas, and whether Accidental, Suicidal, or Homicidal.

Name of Poison or Poisonous Gas.	MALES.										FEMALES.										Total, Males and Females.		
	ACCIDENT.				SUICIDE.			HOMICIDE.			Total.	ACCIDENT.				SUICIDE.			HOMICIDE.			Total.	
	Under 5 years.	5 and under 15.	15 and up- wards.	Total.	Under 15 years.	15 and up- wards.	Total.	Under 15 years.	15 and up- wards.	Total.		Under 5 years.	5 and under 15.	15 and up- wards.	Total.	Under 15 years.	15 and up- wards.	Total.	Under 15 years.	15 and up- wards.			Total.
1. Sulphuric Acid,	1	.	.	1	1	1	
2. Carbon Dioxide, Carbon Monoxide, Coal Gas, etc.,	.	.	5	5	5	.	.	4	4	.	1	1	.	.	.	5	10
3. Nitrous Acid Fumes,	.	.	1	1	1	1	1
4. Hydrocyanic Acid	1	1	1	1	1	1	2
5. Oxalic Acid,	1	1	1	1	1
6. Phosphorus,	1	1	1	2	.	2	2	3
7. Arsenic,	1	1	1	1	1
8. Lead,	.	.	3	3	3	3	3
9. Corrosive Sublimate,	1	1	1	1
10. Methylated Spirits,	.	.	1	1	1	1	1
11. Chloroform (Operation),	.	1	2	3	3	.	3	3	3	6
12. Alcohol,*	.	.	2	2	2	2	2
13. Ether,	1	1	1	1
14. Ether and Alcohol,	.	.	1	1	1	1	1
15. Carbolic Acid,	.	.	3	3	1	1	4	.	1	1	1	1	2	6	
16. Strychnine,	.	.	1	1	3	3	4	1	1	.	.	.	1	5	
17. Morphia, Opium, Laudanum,	2	.	5	7	7	.	4	4	4	11	
18. Aconite,	1	.	1	1	1
19. Belladonna,	.	.	2	2	2	2	2
20. Ptomaines and Food Poisons,	.	2	1	3	3	.	2	2	2	5
21. Sheep Dip,	1	1	1	1	1
22. Colored Chalks	1	.	1	1	1
Total,	3	3	27	33	9	9	9	9	9	9	42	4	2	13	19	5	5	5	5	5	24	66	

* See page xxxv.

under one year of age. There were 43 deaths by accidental poisoning—27 of males and 16 of females. Details relating to deaths by poisoning whether accidental, homicidal or suicidal, are given in Table XVI., page xliii.

Of the 39 deaths referred to homicide, 27 of the victims were males and 12 were females.

The number of deaths of males by suicide was 116 and of females, 32.

No death by execution was registered in Ireland during the year 1907.

Inquests.—There were 1,728 inquests reported to the Registrars during the year 1907, being one inquest to every 45 deaths registered.

AGES AT DEATH.

The following Statement shows by sexes the mortality from all causes in Ireland during the Year 1907, at the undermentioned age-periods per 1,000 of the number of persons living at these ages.

SEXES.	Mortality from all causes per 1,000 Living at Ages											
	All Ages	Under 5 Years	5—	10—	15—	20—	25—	35—	45—	55—	65—	75 years and upwards
MALES,	17.78	35.36	3.66	2.44	4.21	5.97	8.74	10.63	15.43	28.97	68.82	168.11
FEMALES,	17.55	31.60	3.94	3.65	5.06	5.76	8.31	9.61	14.59	29.98	73.09	162.62
TOTAL,	17.67	33.52	3.80	3.03	4.64	5.86	8.52	10.11	14.99	29.49	70.93	165.31

Amongst children under 5 years of age 14,570 deaths occurred—a mortality equal to 33.52 in every 1,000 of the number living at that age. Of these 7,846 were boys and 6,724 girls; the former number representing 35.36 in every 1,000 boys, and the latter 31.60 in every 1,000 girls under 5 years old.

The deaths of persons aged 65 years and upwards are equivalent to 101.96 per 1,000 of the number of the living at that age.

Among the deaths registered are 700 of persons stated to have been aged 95 years or upwards—342 males and 358 females; of these 145 (71 males and 74 females) were returned as having been aged 100 years or upwards. In the absence of public records for remote periods, absolute verification of the ages of very old persons is not obtainable; but secondary inquiries having been made as regards persons returned during some recent years as centenarians, it was found that the age was correctly stated, in almost every instance, so far as the Registrars could ascertain.

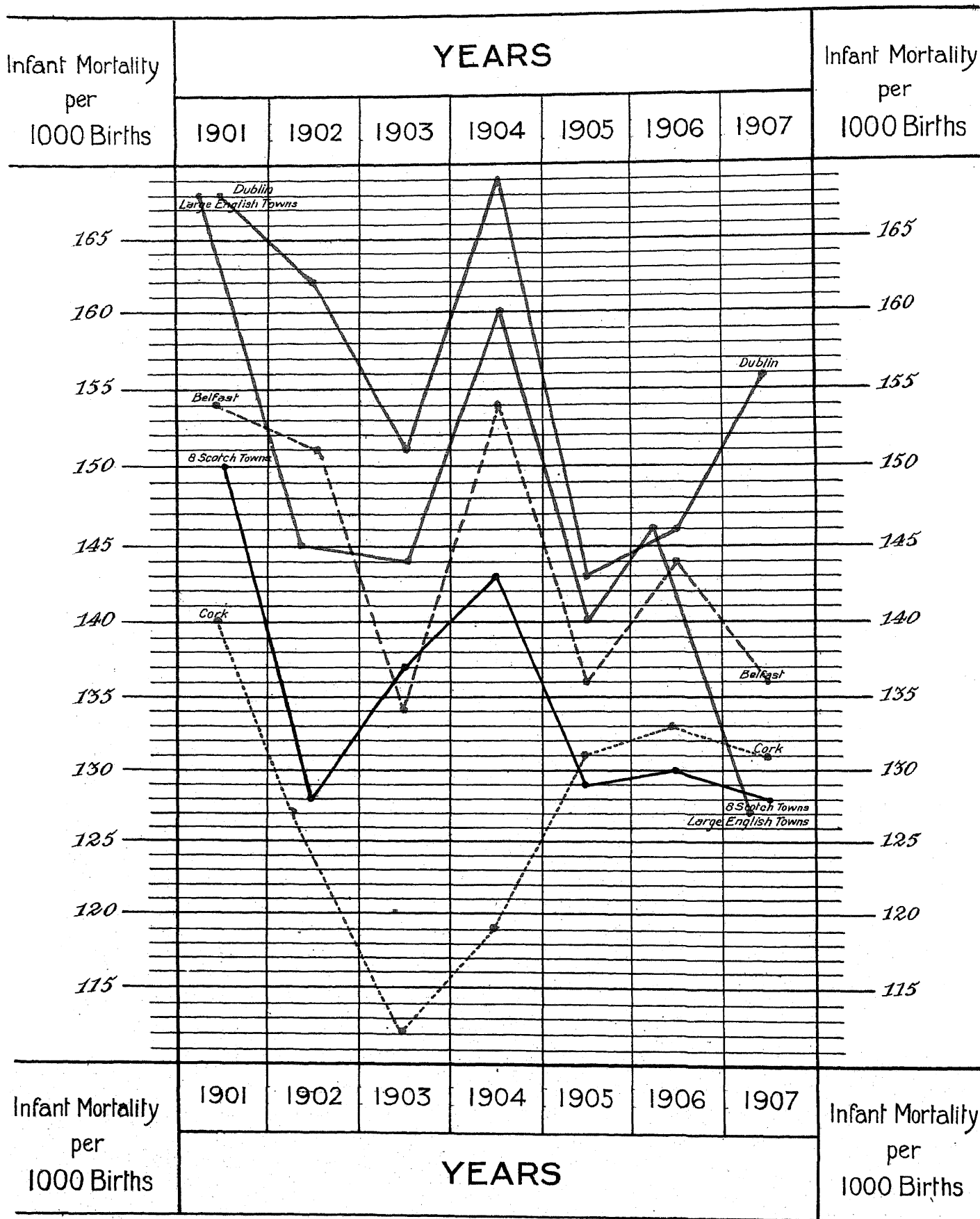
INFANT MORTALITY.

The deaths of 9,334 infants who had not reached the age of one year were registered in the period under notice. Of the total, 5,236 were deaths of males and 4,098 were deaths of females. The 9,334 deaths represent an annual death rate of 92 for every 1,000 births registered during the year, showing a decrease of one per 1,000 when compared with the year 1906, and of 10 per 1,000 when compared with the average rate for the ten years preceding.

The aggregate rate of infant mortality for Ireland appears low when compared with that for England and Wales, which was 132 per 1,000 births in 1906; and for Scotland, which was 115 per 1,000 births registered in 1906.

It will, however, be seen in the subjoined table that for the total "Civic Unions" of Ireland, comprising a population of 1,571,410, the death rate was 124, and that for the remainder of Ireland the rate was 70 per 1,000 of the births registered.

DIAGRAM No. 6—Showing the Proportion of Deaths of Infants under One Year of Age, per 1,000 Births, in the Dublin Registration Area, and in the Cities of Belfast and of Cork, as compared with that in Large Towns* of England and 8 of the Principal Towns of Scotland, during each of the Years, 1901—1907.



*The figure for 1901 relating to the Large English Towns embraces returns for 33 Towns, those for the Years 1902-7 refer to 76 Towns.

Dublin Registration Area ——— Belfast — - - - - Cork ······
 8 Scotch Towns ——— Large English Towns ———

Table showing for Ireland, for Unions containing towns which, in 1901, had a population of 10,000 inhabitants or upwards ("Civic Unions"), and for the remainder of the country, the proportion of deaths of infants by sexes at the undermentioned ages, per 1,000 births registered.

AREAS	MALES				FEMALES				TOTAL			
	Under 3 months	3-6 months	6-12 months	Under one year	Under 3 months	3-6 months	6-12 months	Under one year	Under 3 months	3-6 months	6-12 months	Under one year
Total "Civic Unions"	70.8	25.0	37.6	133.4	58.5	23.1	32.3	113.9	64.8	24.0	35.0	123.8
Remainder of Ireland	51.3	11.8	15.3	78.4	39.5	9.9	12.1	61.5	45.6	10.8	13.8	70.2
Total of Ireland	59.1	17.1	24.2	100.4	47.2	15.2	20.3	82.7	53.3	16.1	22.3	91.7

A further investigation of infant mortality in Dublin Registration Area, in Belfast and in Cork is shown in the following table, and is graphically represented in diagram 6, facing this page.

Table showing the number of deaths of infants under one year of age to every 1,000 births in the Dublin Registration Area, in the county boroughs of Belfast and Cork, in the Large Towns of England,* and in 8 of the Principal Towns of Scotland, during the years 1901-1907.

AREAS	Deaths of Infants under 1 Year of Age to every 1,000 Births.						
	1901	1902	1903	1904	1905	1906	1907
Dublin Registration Area	168	162	151	169	143	146	156
Belfast County Borough	154	151	134	154	136	144	136
Cork " "	140	127	112	119	131	133	131
Large English Towns *	168	145	144	160	140	146	127
8 Scottish Towns	150	128	137	143	129	130	128

* Embracing 83 towns in 1901 and 76 towns in years 1902-7.

From this table it appears that the infant mortality rate in Dublin Registration Area has declined from 168 in the year 1901 to 156 in the year 1907, the latter being very much in excess of the average rate of 76 Great Towns in England, namely 127 per 1,000, and of the average of 8 Scottish Towns, namely 128 per 1,000; in Belfast county borough the rate which in 1901 was 154, had fallen in 1907 to 136 deaths per 1,000 births registered, and that in Cork the rate which was 140 per 1,000 in 1901, declined to 131 in the year 1907; in each of these towns the rate for 1907 appears to be higher, especially in Dublin, than the respective averages for 76 English and 8 Scottish towns.

The following table gives the rates at certain age periods for the deaths of infants under 1 year, by diseases or groups of diseases, for 14 principal causes of death.

Table showing for Ireland the Mortality by certain causes among infants under 12 months old, per 1,000 Births registered in the Year 1907, distinguishing between those under 3 months old, 3 months and under 6, and 6 months and under 12.

Causes of Death		0-3 Months	3-6 Months	6-12 Months	Total under One Year
ALL CAUSES,		53.28	16.16	22.30	91.74
Common Infective Diseases	Small-pox,
	Chicken-pox,	0.03	0.03
	Measles,	0.08	0.20	1.14	1.42
	Scarlet Fever	0.01	0.03	0.07	0.11
	Diphtheria, Croup,	0.16	0.09	0.42	0.67
	Whooping-cough,	0.84	0.96	1.65	3.45
	Influenza	0.30	0.14	0.20	0.64
Diarrhoea (all forms),	4.42	3.28	3.45	11.15	
Enteritis (not Tuberculous)					
Gastritis					
Tuberculous Diseases	Tuberculous Meningitis,	0.26	0.46	1.17	1.89
	Tuberculous Peritonitis, & Tuberculous Mesenterica,	0.16	0.29	0.28	0.73
	Other Tuberculous Diseases,	0.35	0.52	0.93	1.80
Wasting Diseases	Premature Birth,	30.35	2.37	1.45	34.17
	Congenital Defects,				
	Injury at Birth,				
	Want of Breast Milk,				
	Atrophy, Debility, Marasmus,				
Syphilis,	0.50	0.22	0.15	0.87	
Pneumonia,	1.06	1.20	2.55	4.81	
Erysipelas,	0.10	0.02	0.02	0.14	
Rickets,	0.02	0.04	0.08	0.14	
Meningitis (not Tuberculous),	0.22	0.39	0.79	1.40	
Convulsions,	7.71	1.97	1.63	11.31	
Laryngitis,	0.04	0.05	0.12	0.21	
Bronchitis,	3.44	2.33	3.68	9.45	
Suffocation (mainly over-laying)	0.49	0.16	0.08	0.73	
Other Causes,	2.77	1.44	2.41	6.62	

It appears from this table that, among the "common infective diseases," whooping-cough is the most fatal to infants under 1 year of age, causing a death rate of 3.45 deaths per 1,000 births; measles caused a rate of 1.42 and diphtheria, croup, a rate of 0.67 per 1,000 births registered during the year. The diarrhoeal diseases grouped with diseases of the stomach and intestines (not tuberculous) caused a death rate of 11.15 per 1,000 of the births registered; tuberculous disease in its various forms caused an aggregate death rate of 4.42 per 1,000 births registered. The group of diseases or causes under the heading of "wasting diseases" accounted for a death rate of 34.17 per 1,000, and included deaths returned under the ill-defined terms of *atrophy*, *debility*, or *marasmus*. Among the other diseases, the rate from deaths returned as being due to convulsions was 11.31 per 1,000 births, or representing more than 12 per cent. of all deaths of infants under one year registered in the period under notice.

With reference to the use of the term "convulsions" in certifying the cause of death—the following appears in a footnote on page 31 of the Official Nomenclature of Diseases (1906),—"This term, (*convulsions*), being the name of a symptom, should only be used when more precise information is wanting. When the cause is known, the return should be made under the head of that cause."

TABLE showing for each of the undermentioned Twenty-two Town Districts of Ireland for the 5 Years, 1903-7, the Number of Births registered and the Number of Deaths of Infants under One Year of Age to every 1,000 Births registered and the Death-rate at all Ages per 1,000 of the Population.

[The Deaths are exclusive of those occurring in Public Institutions of persons admitted, and also of Infants whose mothers were admitted from places outside the respective areas, and the rates are based on the numbers so determined.]

TOWN DISTRICTS	1903				1904				1905				1906				1907			
	Total Number of Births	Deaths under One Year of Age		Death-rate at all Ages per 1,000 of the Population	Total Number of Births	Deaths under One Year of Age		Death-rate at all Ages per 1,000 of the Population	Total Number of Births	Deaths under One Year of Age		Death-rate at all Ages per 1,000 of the Population	Total Number of Births	Deaths under One Year of Age		Death-rate at all Ages per 1,000 of the Population	Total Number of Births	Deaths under One Year of Age		Death-rate at all Ages per 1,000 of the Population
		Total Number	No. in every 1,000 Births			Total Number	No. in every 1,000 Births			Total Number	No. in every 1,000 Births			Total Number	No. in every 1,000 Births			Total Number	No. in every 1,000 Births	
Total of 22 Town Districts	32,004	4,288	134	20.7	32,120	4,735	147	21.3	32,428	4,323	133	20.1	32,216	4,406	137	20.4	31,696	4,280	135	21.1
Dublin Registration Area*	10,876	1,639	151	22.8	11,164	1,886	169	23.3	11,182	1,602	143	21.2	11,144	1,628	146	22.4	10,958	1,714	156	23.1
Belfast*	11,488	1,545	134	20.0	11,323	1,749	154	20.8	11,395	1,550	136	20.0	11,355	1,635	144	20.1	11,223	1,523	136	21.3
Cork	2,066	232	112	19.4	2,089	249	119	21.6	2,099	276	131	21.7	2,094	279	133	20.2	1,946	251	131	20.6
Londonderry*	1,157	145	125	18.5	1,199	121	101	16.7	1,208	145	120	18.1	1,134	145	128	17.9	1,118	98	88	16.5
Limerick	1,082	131	121	19.3	1,182	152	129	21.3	1,039	110	106	18.2	1,070	131	122	18.8	1,072	122	114	18.7
Waterford	651	70	108	19.3	593	66	111	18.5	708	72	102	17.7	628	69	110	17.6	694	78	112	21.7
Galway	356	32	90	21.9	357	48	131	29.1	376	38	101	21.0	373	32	86	19.7	369	45	122	20.7
Dundalk	316	31	98	17.9	314	30	96	16.7	378	30	79	15.8	342	39	114	15.3	326	24	74	15.8
Drogheda	325	36	111	18.5	295	31	105	17.5	338	35	104	18.1	326	31	95	17.4	313	18	58	17.0
Newry	316	49	155	21.7	322	28	87	16.0	310	39	126	19.8	286	30	105	16.3	281	16	57	18.2
Lurgan	373	42	113	19.4	343	40	117	18.4	354	44	124	18.4	352	26	74	18.4	366	46	126	19.3
Lisburn	286	44	154	19.4	293	38	130	19.9	327	43	131	20.4	312	36	115	18.1	328	35	107	15.2
Wexford	318	27	85	20.4	298	41	138	24.4	363	48	132	19.2	328	48	146	23.0	336	35	104	18.6
Ballymena	309	23	74	14.6	308	29	94	15.5	292	43	147	18.6	343	45	131	17.5	301	31	103	18.9
Sligo	236	32	136	17.3	265	32	121	17.9	234	27	115	17.6	283	28	99	16.3	231	29	126	16.6
Kilkenny	254	34	134	24.6	297	30	101	20.4	287	38	132	19.3	230	31	94	17.8	282	37	131	21.0
Clonmel	242	16	66	19.6	246	24	98	19.9	245	29	118	21.5	251	23	92	18.5	244	28	115	17.9
Portadown	295	33	112	17.5	309	35	113	15.9	326	38	117	15.0	314	41	131	18.1	339	45	133	15.4
Tralee	304	28	92	16.2	270	29	107	18.5	281	26	93	14.4	266	20	75	15.1	275	23	81	18.2
Newtownards	288	38	132	22.2	257	28	109	19.8	253	34	134	22.5	268	47	175	27.4	281	39	139	21.1
Queenstown	228	29	127	16.2	215	17	79	17.3	203	30	148	18.1	223	18	81	16.1	210	29	138	14.9
Armagh	233	32	134	18.2	181	32	177	21.0	230	26	113	16.7	191	24	124	18.1	203	11	54	14.9

* See note (*) on page vii.

Bronchitis caused a rate of 9.45; pneumonia a rate of 4.81, and meningitis (not tuberculous) a rate of 1.40 per 1,000 births registered.

In the table on page xlvii., which has been constructed from information derived from the Yearly Summaries issued from my Office for the 5 years, 1903-1907, an opportunity is afforded of comparing the number of births, the number of deaths of infants under one year of age, the rate for such deaths per 1,000 births registered, and the death rate per 1,000 of the respective populations from all causes, for the 22 Principal Town Districts of Ireland.

EMIGRATION.

From the Returns collected and forwarded to me by the Royal Irish Constabulary and the Metropolitan Police, who acted as enumerators at the several Irish seaports, it appears that the number of emigrants (natives of Ireland) who left the ports of Ireland during the year 1907 was 39,082; 21,124 of these were males and 17,958 females. Of the whole number, 5,711 were natives of the province of Leinster; 11,288 natives of Munster; 14,513 of Ulster; and 7,570 of Connaught.

Of the total emigrants from Ireland in 1907, 9.5 per cent. were under 15 years of age; 83.9 per cent. were between 15 and 35 years old; and 6.6 per cent. were 35 or upwards.

PRICES OF PROVISIONS, AND PAUPERISM.

The average price of the 4 lb. loaf (1st quality, delivered) in Dublin in the year 1907 was 5½d., the average price in the year 1906, being 5½d.* Oatmeal (1st quality) averaged 14s. 7d. per cwt. in Dublin; the average price for 1906 being 14s. 6d.; the average prices of potatoes in Dublin ranged from 4s. 0d. to 4s. 6d. per cwt., against 2s. 10d. to 3s. 3d. in 1906; and those of beef from 52s. 0d. to 56s. 6d. per cwt., against 50s. 6d. to 55s. 0d. in 1906.

TABLE XVII.—AVERAGE PRICES IN DUBLIN OF BREAD, OATMEAL, POTATOES, and BEEF, during the years 1897-1907, and the AVERAGE NUMBER OF PERSONS IN IRELAND receiving IN-DOOR and OUT-DOOR RELIEF on Saturdays in those years; also the AVERAGE PRICES of PROVISIONS, and the AVERAGE NUMBER OF PERSONS IN RECEIPT OF RELIEF during each quarter of the year 1907.

YEAR.	Average PRICES OF PROVISIONS.						PAUPERISM.	
	BREAD, 4lb. Loaf.*	OATMEAL (Corn Exchange), per Cwt. (1st quality).	POTATOES (at Potato Market), per Cwt.		BEEF (at the Dublin Cattle Market), per Cwt.		Average NUMBER OF PERSONS RELIEVED. †	
			In-door.	Out-door.				
	<i>d.</i>	<i>s. d.</i>	<i>s. d.</i>	<i>s. d.</i>	<i>s. d.</i>	<i>s. d.</i>		
1897.	5½	13 6	2 5	to 3 9	44 6	to 57 0	42,819	54,696
1898.	6½	15 3	3 0	„ 4 3	44 6	„ 53 0	44,186	66,612
1899.	5½	13 10	2 5	„ 3 5	49 6	„ 57 6	43,627	57,413
1900.	5½	13 9	3 4	„ 4 7	52 0	„ 59 6	41,882	58,043
1901.	5½	13 4	3 0	„ 3 8	51 6	„ 57 0	42,386	57,570
1902.	5½	14 10	2 8	„ 3 5	55 6	„ 59 6	43,132	57,921
1903.	5½	14 10	3 6	„ 4 3	53 6	„ 58 0	43,523	56,967
1904.	5½	14 6	3 4	„ 4 1	49 6	„ 57 0	43,593	56,424
1905.	6	14 6	2 7	„ 3 2	48 6	„ 54 6	44,081	‡ 57,916
1906.	5½	14 6	2 10	„ 3 3	50 6	„ 55 0	44,461	57,041
1907.	5½	14 7	4 0	„ 4 6	52 0	„ 56 6	44,208	56,556
1st Quarter, 1907	5½	14 6	3 8	to 4 3	50 0	to 55 6	46,965	58,131
2nd „ „	5½	14 6	4 6	„ 5 0	53 6	„ 57 0	43,665	56,747
3rd „ „	5½	14 6	3 10	„ 4 3	54 0	„ 58 6	41,789	55,779
4th „ „	6½	14 11	4 2	„ 4 6	50 0	„ 54 0	44,411	55,568

* Prices derived from returns received from Messrs. "Bolands, Limited," and Messrs. "Johnston, Mooney, and O'Brien, Limited."
 † Compiled from Returns furnished by the Local Government Board.
 ‡ Not including those relieved by means of works devised for the relief of distress, viz.:—an average of 3,180 in First Quarter, 13,656 in Second Quarter and 2,048 in third Quarter.

From a retrospect of the period covered by the foregoing Table, *i.e.*, for the year 1907, and the ten years preceding, it is found that in the year 1898 the prices of beef were lowest, when the average ranged from 44s. 6d. to 53s. per cwt., and in 1897, when they ranged from 44s. 6d. to 57s.; bread was cheapest in 1899, 1900, and 1901, respectively, when the average price (1st quality delivered) was 5¼d. per 4lb. loaf. Oatmeal (1st quality) was cheapest in 1901, in which year the average price was 13s. 4d. per cwt.; and potatoes in 1899, when the average range of prices was from 2s. 5d. to 3s. 5d. per cwt. The highest price of bread was in the year 1898, when the 4lb. loaf averaged 6¼d., and in the same year the price of oatmeal was highest, *viz.*, 15s. 3d. per cwt. The highest range for potatoes was from 3s. 4d. to 4s. 7d. per cwt. in 1900, and for beef from 55s. 6d. to 59s. 6d. per cwt. in 1902.

I have been favoured by the Local Government Board for Ireland with the Returns embodied in this Report relating to Pauperism in Ireland for which I desire to express my obligations. These showed that the average number of workhouse inmates in Ireland on Saturdays during the year 1907 was 44,208, being 253 under the average for the preceding year; and that the average number of persons receiving out-door relief (see Table XVII.) was 56,556, or 485 under the corresponding number for 1906.

THE WEATHER.

As heretofore through the kind permission of the Editor of the "Dublin Journal of Medical Science," the following particulars and those given on pages 147-168 are presented. These particulars have been abstracted from Returns of Meteorological Observations taken in the City of Dublin by Sir John W. Moore, B.A., M.D., DUB.; D.SC., OXON.; F.R.C.P.I.; F.R. MET. SOC.; and published in the Journal during the years 1907-1908. The Tables on pages 169-171. are also founded on Sir John Moore's observations.

The mean Atmospheric Pressure has been obtained from daily readings of the barometer at 9 A.M. and 9 P.M., corrected and reduced to 32° Fahrenheit at the mean sea level. The Mean Temperature values have been deduced from the daily maximal and minimal readings of the thermometer in the shade. The Rainfall is that measured daily at 9 A.M. A *rainy day* is one on which at least .01 inch of rain falls within the twenty-four hours from 9 A.M. to 9 A.M.

The *Mean Height of the Barometer* during the year 1907 was 29.909 inches. The highest observed reading was 30.925 inches at 9 A.M. on January 23rd. The lowest observed reading was 28.768 inches, at 2 P.M. on October 18th. The extreme range of atmospheric pressure was 2.157 inches, as compared with 2.132 inches in 1906.

The *Mean Temperature* of the air for the year was 49.8°. The highest reading was 77.3° on July 17th, and the lowest reading was 27.5° on January 25th. The average mean temperature for the years 1887-1906 was 49.8°. The mean temperature deduced from the daily readings of the dry bulb thermometer at 9 A.M. and 9 P.M. was 48.9°.

Rain fell on 218 days, including snow or sleet on 20 days and hail on 29 days. The average annual number of rainy days in the years 1887-1906 was 194.8. The total rainfall measured 26.994 inches, compared with an average of 26.863 inches in the twenty years 1887-1906. During the first half of 1907 (January to June, inclusive) the rainfall was 12.336 inches on 108 days; during the second half (July to December, inclusive) 14.658 inches fell on 110 days.

As regards the *Direction of the Wind*, 730 observations were made during the year, with this result—N., 24; N.E., 49; E., 67; S.E., 55; S., 73; S.W., 125; W., 195; N.W., 106; Calms, 36.

I have pleasure in stating that I am much indebted to Dr. Ninian M. Falkiner, Medical Superintendent of Statistics in this Office, for the valuable assistance he has given to me in the preparation of this Report, and for his strenuous efforts to perfect, as far as possible, the Statistics of Disease and Causes of Death.

I have the honour to be,

Your Excellency's faithful Servant,

ROBERT E. MATHESON,
Registrar-General.

GENERAL REGISTER OFFICE,
CHARLEMONT HOUSE,

DUBLIN, 16th July, 1908.

ANNUAL ABSTRACTS

OF

MARRIAGES, BIRTHS, AND DEATHS,

1907.

ABSTRACT OF MARRIAGES.—Marriages registered in Ireland, pursuant to the

PROVINCES AND COUNTIES.*	AREA in Statute Acres exclusive of the larger Rivers, Lakes, and Tideways.	Popula- tion, 1901.	TOTAL MARRIAGES.	MARRIAGES.													
				Registered under the Act 7 & 8 Vic., c. 81.													
				According to the Rites of the Church of Ireland.						In Registered Presbyterian Meeting Houses.	In Registered Buildings.	In the Registrar's Office.	Society of Friends.	Jews.	TOTAL Registered under the Act 7 & 8 Vic., c. 81.	Roman Catholic Marriages Registered under the 26 & 27 Vic., c. 90.	
				Special Licence.	Licence.	Banns.	Registrar's Certificate.	Not stated by which of the foregoing forms.	Total.								
IRELAND,	20,345,328	4,458,775	22,509	44	3,040	556	3	25	3,668	2,347	479	422	7	15	6,938	15,571	
PROVINCES.																	
I. LEINSTER,	4,839,572	1,152,829	6,346	32	584	102	3	9	730	72	49	167	1	7	1,026	5,320	
II. MUNSTER,	5,955,027	1,076,188	4,880	1	184	39	.	3	227	22	19	18	2	3	291	4,589	
III. ULSTER,	5,322,534	1,582,826	8,921	10	2,196	412	.	13	2,631	2,248	403	236	4	5	5,527	3,394	
IV. CONNAUGHT,	4,228,195	646,932	2,362	1	76	3	.	.	80	5	8	1	.	.	94	2,268	
I.—PROVINCE OF LEINSTER.—																	
No.																	
1 CARLOW,	221,424	37,748	140	1	13	.	.	.	14	1	15	125	
2 DUBLIN,	218,873	157,568	688	8	153	36	.	.	197	19	11	10	.	.	237	651	
3 DUBLIN CO. BOROUGH,	7,911	290,638	2,400	18	243	35	3	4	303	39	33	145	1	7	528	1,872	
4 KILDARE,	418,497	63,566	294	2	16	15	.	1	34	4	1	10	.	.	49	245	
5 KILKENNY,	509,249	79,159	289	.	8	.	.	.	8	.	1	.	.	.	9	280	
6 KING'S,	493,263	60,187	299	.	21	2	.	2	25	1	1	.	.	.	27	272	
7 LONGFORD,	257,770	46,672	161	.	14	.	.	.	14	14	147	
8 LOUTH,	202,181	65,820	319	.	12	3	.	.	15	3	18	301	
9 MEATH,	577,735	67,497	247	.	10	2	.	.	12	1	13	234	
10 QUEEN'S,	424,723	57,417	284	1	24	2	.	1	28	.	1	.	.	.	29	205	
11 WESTMEATH,	434,665	61,629	280	1	11	2	.	.	14	3	.	1	.	.	18	262	
12 WEXFORD,	573,323	104,104	492	1	23	1	.	1	26	.	1	.	.	.	27	465	
13 WICKLOW,	499,958	60,824	303	.	36	4	.	.	40	1	.	1	.	.	42	261	
II.—PROVINCE OF MUNSTER.—																	
14 CLARE,	788,532	112,334	419	.	1	1	.	.	2	2	417	
15 CORK CO. AND CO BOROUGH,	1,838,921	404,611	1,982	.	109	24	.	2	135	17	15	14	1	2	184	1,798	
16 KERRY,	1,161,752	163,726	615	.	11	3	.	.	14	1	1	.	.	.	16	599	
17 LIMERICK CO. AND CO. BOROUGH.	682,973	146,098	741	.	23	1	.	.	24	3	.	1	.	1	29	712	
18 TIPPERARY, N. R.,	492,449	67,815	245	.	11	2	.	1	14	1	2	.	.	.	17	228	
19 TIPPERARY, S. R.,	557,688	92,417	431	.	13	4	.	.	17	.	1	2	1	.	21	410	
20 WATERFORD CO. AND CO. BOROUGH.	452,912	87,187	447	1	16	4	.	.	21	.	.	1	.	.	22	425	
III.—PROVINCE OF ULSTER.—																	
21 ANTRIM,	701,529	196,090	972	1	184	6	.	.	191	523	48	30	.	.	792	180	
22 ARMAGH,	312,659	125,392	641	2	194	3	.	1	200	77	27	45	1	.	350	291	
23 BELFAST CO. BOROUGH,	14,716	349,180	2,946	1	950	385	.	1	1,337	662	219	77	3	5	2,303	643	
24 CAVAN,	467,025	97,541	362	.	56	.	.	1	57	9	7	1	.	.	74	288	
25 DONEGAL,	1,190,269	173,722	735	.	93	.	.	.	93	68	5	1	.	.	167	618	
26 DOWN	607,534	205,889	1,101	3	255	12	.	6	276	453	44	22	.	.	795	306	
27 FERMANAGH,	417,665	65,430	264	.	106	2	.	.	108	6	11	8	.	.	133	131	
28 LONDONDERRY CO. AND CO. BOROUGH.	513,338	144,404	756	2	151	2	.	2	157	248	25	25	.	.	455	301	
29 MONAGHAN,	318,806	74,611	368	.	44	.	.	1	45	54	2	.	.	.	101	267	
30 TYRONE,	778,943	150,567	726	1	163	2	.	1	167	143	17	25	.	.	357	369	
IV.—PROVINCE OF CONNAUGHT.—																	
31 GALWAY,	1,467,850	192,549	615	.	12	2	.	.	14	2	3	.	.	.	19	596	
32 LEITRIM,	376,510	69,343	267	1	22	1	.	.	24	.	1	.	.	.	25	242	
33 MAYO,	1,333,340	199,166	786	.	10	.	.	.	10	1	11	775	
34 ROSCOMMON,	608,290	101,791	329	.	5	.	.	.	5	1	6	323	
35 SLIGO,	442,205	84,083	365	.	27	.	.	.	27	1	4	1	.	.	33	332	

* See note on page vii.

Acts 7 & 8 Vic., c. 81, and 26 & 27 Vic., c. 90, in the year ending 31st December, 1907.

MARRIAGES.																SIGNED THE MARRIAGE REGISTER WITH MARKS.	PROVINCES AND COUNTIES
Registered in the Quarter ending the last day of				Contracted between				Of		Of Persons not of full Age.							
MARCH.	JUNE.	SEPTEMBER.	DECEMBER.	Bachelors and Spinsters.	Bachelors and Widows.	Widowers and Spinsters.	Widowers and Widows.	Widowers.	Widows.	Men.	Women.	Men.	Women.	Cases in which			
														Both signed.	One signed.		
6,028	5,643	5,609	5,229	20,090	536	1,525	358	1,883	894	324	1,175	1,804	1,345	532	2,085	IRELAND, PROVINCES. LEINSTER, MUNSTER, ULSTER, CONNUGHT,	
1,383	1,684	1,745	1,534	5,696	104	359	97	456	291	115	350	429	361	114	562		
1,836	1,096	942	1,006	4,394	125	291	70	361	195	37	167	336	208	81	332		
2,023	2,305	2,303	2,290	7,888	165	703	165	868	330	162	596	780	612	246	900		
786	558	619	399	2,112	52	172	26	198	78	10	62	259	164	91	241		

MARRIAGES in the Year 1907—in COUNTIES.

32	44	29	35	132	4	3	1	4	5	2	15	11	6	2	13	CARLOW.
169	246	250	223	814	16	47	11	58	27	14	36	35	20	6	43	DUBLIN.
458	655	720	567	2,118	84	143	55	198	139	64	160	105	190	45	205	DUBLIN CO. BOROUGH.
63	76	75	80	268	16	8	2	10	18	3	19	18	9	1	25	KILDARE.
104	73	72	40	269	3	16	1	17	4	2	10	16	11	3	21	KILKENNY.
70	72	74	83	269	13	15	2	17	15	2	14	27	17	9	26	KING'S.
54	36	37	34	148	1	10	2	12	3		1	20	8	3	22	LONGFORD.
75	75	77	92	289	5	23	2	25	7	3	14	37	17	11	32	LOUTH.
53	77	55	62	223	7	15	2	17	9	3	8	21	7	6	16	MEATH.
76	55	64	39	203	9	19	3	22	12	1	6	16	6	1	20	QUEEN'S.
52	74	82	72	254	13	9	4	13	17	1	9	24	13	5	27	WESTMEATH.
115	117	136	124	439	11	34	8	42	19	14	36	69	45	19	76	WEXFORD.
62	84	74	83	270	12	17	4	21	16	6	22	30	12	3	36	WICKLOW.

MARRIAGES in the Year 1907—in COUNTIES.

206	62	86	65	374	12	28	5	33	17		11	48	29	21	35	CLARE.
609	468	393	512	1,777	48	119	38	157	86	8	48	113	73	26	134	CORK CO. AND CO. BOROUGH.
358	92	93	72	563	10	36	6	42	16	3	21	46	28	9	56	KERRY.
284	188	126	143	673	23	36	9	45	32	9	38	53	24	4	69	LIMERICK CO. AND CO. BOROUGH.
94	55	49	47	219	3	19	4	23	7	2	3	15	11	3	20	TIPPERARY, N.R.
151	114	81	85	392	9	29	1	30	10	4	21	16	13	5	19	TIPPERARY, S.R.
184	117	114	82	396	20	24	7	31	27	11	25	45	30	13	49	WATERFORD CO. AND CO. BOROUGH.

MARRIAGES in the Year 1907—in COUNTIES.

215	256	238	263	874	9	76	13	89	22	22	78	56	42	11	76	ANTRIM.
140	158	183	160	544	17	60	20	30	37	8	43	85	74	30	99	ARMAGH.
571	752	834	789	2,577	75	226	68	294	143	79	205	81	138	25	169	BELFAST CO. BOROUGH.
121	96	79	66	317	11	26	8	34	19	1	5	40	14	9	36	CAVAN.
197	236	137	215	714	6	55	10	65	16	7	47	184	112	71	154	DONEGAL.
230	286	310	275	976	16	91	18	109	34	22	88	71	62	21	91	DOWN.
81	66	53	64	243	1	18	2	20	3	2	24	41	20	10	41	FERMANAGH.
182	194	191	189	683	8	56	9	65	17	13	56	69	45	19	76	LONDONDERRY CO. AND CO. BOROUGH.
106	75	102	85	320	8	34	6	40	14	1	11	49	25	10	54	MONAGHAN.
180	186	176	184	640	14	61	11	72	25	7	39	104	80	40	104	TYRONE.

MARRIAGES in the Year 1907—in COUNTIES.

208	142	145	120	541	17	46	11	57	28	3	19	76	52	33	62	GALWAY.
113	40	62	52	238	6	21	2	23	8		6	23	10	5	23	LEITRIM.
211	209	269	97	712	14	49	11	60	25	3	23	115	78	41	111	MAYO.
130	75	71	53	290	9	29	1	30	10	2	6	19	8	3	21	ROSCOMMON.
124	92	72	77	331	6	27	1	28	7	2	8	26	16	9	24	SLIGO.

Acts 7 & 8 Vic., c. 81, and 26 & 27 Vic., c. 90, in the year ending 31st December, 1907.

MARRIAGES in the Year 1907—in the SUPERINTENDENT REGISTRARS' DISTRICTS in each County.

MARRIAGES.														Signed the Marriage Register with Marks.				SUPERINTENDENT REGISTRARS' DISTRICTS
Registered in the Quarter ending the last day of				Contracted between				Of		Of Persons not of full Age.		Men.		Women.		Cases in which		
MARCH.	JUNE.	SEPTEMBER.	DECEMBER.	Bachelors and Spinsters.	Bachelors and Widows.	Widowers and Spinsters.	Widowers and Widows.	Widowers.	Widows.	Men.	Women.	Men.	Women.	Both signed.	One signed.			
	5	2	5	10	2				2		1	1	1		2		1. Carlow Co.	
25	38	25	30	112	2	3	1	4	3	2	14	9	5	2	10		BALTINGLASS, part of.	
7	1	2		10								1			1		CARLOW, part of.	
																	NEW ROSS, part of.	
																	2. Dublin Co.	
8	21	23	23	71	2	2		2	2	3	6	3	3	1	4		BALROTHERY.	
5	7	5	7	22		2		2			1	2			2		CELBRIDGE, part of.	
14	22	22	23	74	1	6		6	1	2	3	5	1		6		DUBLIN, NORTH, part of.	
88	127	129	100	416	4	23	1	24	5	5	13	17	13	5	20		DUBLIN, SOUTH, part of.	
54	69	71	70	231	9	14	10	24	19	4	13	8	3		11		RATHDOWN, part of.	
																	3. Dublin Co. Borough.	
245	324	332	278	1,087	34	79	29	108	63	20	55	51	83	23	88		DUBLIN, NORTH, part of.	
213	331	338	289	1,031	50	64	26	90	76	44	105	54	107	22	117		DUBLIN, SOUTH, part of.	
																	4. Kildare Co.	
12	16	12	27	58	6	3		3	6	1	3	7	5	1	10		ATHY, part of.	
1	3	4		7	1				1			1			1		BALTINGLASS, part of.	
7	6	13	5	31								1	2		3		CELBRIDGE, part of.	
9	9	8	6	30	1	1		1	1	1	3	4			4		EDENDERRY, part of.	
34	42	38	42	142	8	4	2	6	10	1	13	5	2		7		NAAS, part of.	
																	5. Kilkenny Co.	
4	2	10	2	15		3		3			1		2		2		GALLAN, part of.	
2	1	5	2	10													CARRICK-ON-SUIR, part of.	
13	12	10	8	42		1		1			1	2			2		CASTLECOMER.	
38	24	26	16	95	1	8		8	1	1	3	6	6	2	8		KILKENNY.	
6	1	1	2	9	1				1		1						NEW ROSS, part of.	
17	15	6	3	39		2		2		1	2	3			3		THOMASTOWN.	
8	5	6	2	19		1	1	2	1			1	2		3		URLINGFORD, part of.	
16	13	8	5	40	1	1		1	1		2	4	1	1	3		WATERFORD, part of.	
																	6. King's Co.	
22	20	21	32	85	4	5	1	6	5	1	5	9	7	4	8		BIRR, part of.	
7	5	3	4	16	1	1	1	2	2	1		5	3		8		EDENDERRY, part of.	
2	2	5	6	13	2				2		1	1	1	1			MOUNTMELICK, part of.	
16	26	17	9	58	5	5		5	5		2	2	1		3		ROSCREA, part of.	
23	19	28	32	97	1	4		4	1		6	10	5	4	7		TULLAMORE, part of.	
																	7. Longford Co.	
7	3	4	8	19	1	2		2	1			2			2		BALLYMAHON, part of.	
11	14	15	12	47		4	1	5	1			7	3	1	8		GRANARD, part of.	
36	19	18	14	82		4	1	5	1		1	11	5	2	12		LONGFORD.	
																	8. Louth Co.	
6	7	6	23	37	2	2	1	3	3	1	2	7	4	2	7		ARDEE, part of.	
22	13	30	19	79	1	4		4	1	1	3	5	2	1	5		DROGHEDA, part of.	
47	55	41	50	173	2	17	1	18	3	1	9	25	11	8	20		DUNDALK.	

Marriages in each of these Unions, which extend into more than one County, and for the Index numbers of those Unions in this Abstract, see pages 25-27 of the Local Government (Ireland) Act, 1898. The statistics given in this Report are for the Districts as newly constituted.

Acts 7 & 8 Vic., c. 81, and 26 & 27 Vic., c. 90, in the year ending 31st December, 1907.

MARRIAGES in the Year 1907—in the SUPERINTENDENT REGISTRARS' DISTRICTS in each County.

MARRIAGES.																SUPERINTENDENT REGISTRARS' DISTRICTS
Registered in the Quarter ending the last day of				Contracted between				Of		Of Persons not of full Age.		Signed the Marriage Register with Marks.				
MARCH.	JUNE.	SEPTEMBER.	DECEMBER.	Bachelors and Spinners.	Bachelors and Widows.	Widowers and Spinners.	Widowers and Widows.	Widowers.	Widows.	Men.	Women.	Men.	Women.	Cases in which		
														Both signed.	One signed.	
	5	2	5	10	2	.	.	.	2	.	1	1	1	.	2	1. Carlow Co.
25	38	25	30	112	2	3	1	4	3	2	14	9	5	2	10	BALTINGLASS, part of.
7	1	2	.	10	1	.	.	1	CARLOW, part of.
																NEW ROSS, part of.
																2. Dublin Co.
8	21	23	23	71	2	2	.	2	2	3	6	3	3	1	4	BALROTHERY.
5	7	5	7	22	.	2	.	2	.	.	1	2	.	.	2	CELBRIDGE, part of.
14	22	22	23	74	1	6	.	6	1	2	3	5	1	.	6	DUBLIN, NORTH, part of.
88	127	129	100	416	4	23	1	24	5	5	13	17	13	5	20	DUBLIN, SOUTH, part of.
54	69	71	70	231	9	14	10	24	19	4	13	8	3	.	11	RATHDOWN, part of.
																3. Dublin Co. Borough.
245	324	382	278	1,087	34	79	29	108	63	20	55	51	83	23	88	DUBLIN, NORTH, part of.
213	331	338	289	1,031	50	64	26	90	76	44	105	54	107	22	117	DUBLIN, SOUTH, part of.
																4. Kildare Co.
12	16	12	27	58	6	3	.	3	6	1	3	7	5	1	10	ATHY, part of.
1	3	4	.	7	1	.	.	.	1	.	.	1	.	.	1	BALTINGLASS, part of.
7	6	13	5	31	1	2	.	3	CELBRIDGE, part of.
9	9	8	6	30	1	1	.	1	1	1	3	4	.	.	4	EDENDERRY, part of.
34	42	38	42	142	8	4	2	6	10	1	13	5	2	.	7	NAAS, part of.
																5. Kilkenny Co.
4	2	10	2	15	.	3	.	3	.	.	1	.	2	.	2	CALLAN, part of.
2	1	5	2	10	CARRICK-ON-SUIR, part of.
13	12	10	8	42	.	1	.	1	.	.	1	2	.	.	2	CASTLECOMER.
38	24	26	16	95	1	8	.	8	1	1	3	6	6	2	8	KILKENNY.
6	1	1	2	9	1	.	.	.	1	.	1	NEW ROSS, part of.
17	15	6	3	39	.	2	.	2	.	1	2	3	.	.	3	THOMASTOWN.
8	5	6	2	19	.	1	1	2	1	.	.	1	2	.	3	URLINGFORD, part of.
16	13	8	5	40	1	1	.	1	1	.	2	4	1	1	3	WATERFORD, part of.
																6. King's Co.
22	20	21	32	85	4	5	1	6	5	1	5	9	7	4	8	BIRR, part of.
7	5	3	4	16	1	1	1	2	2	1	.	5	3	.	8	EDENDERRY, part of.
2	2	5	6	13	2	.	.	.	2	.	1	1	1	1	.	MOUNTMELICK, part of.
16	26	17	9	58	5	5	.	5	5	.	2	2	1	.	3	ROSCREA, part of.
23	19	28	32	97	1	4	.	4	1	.	6	10	5	4	7	TULLAMORE, part of.
																7. Longford Co.
7	3	4	8	19	1	2	.	2	1	.	.	2	.	.	2	BALLYMAHON, part of.
11	14	15	12	47	.	4	1	5	1	.	.	7	3	1	8	GRANARD, part of.
36	19	18	14	82	.	4	1	5	1	.	1	11	5	2	12	LONGFORD.
																8. Louth Co.
6	7	6	23	37	2	2	1	3	3	1	2	7	4	2	7	ARDEE, part of.
22	13	30	19	79	1	4	.	4	1	1	3	5	2	1	5	DROGHEDA, part of.
47	55	41	50	173	2	17	1	18	3	1	9	25	11	8	20	DUNDALK.

Marriages in each of these Unions, which extend into more than one County, and for the Index numbers of those Unions in this Abstract, see pages 25-27 of the Local Government (Ireland) Act, 1898. The statistics given in this Report are for the Districts as newly constituted.

MARRIAGES in the Year 1907—in the SUPERINTENDENT REGISTRARS' DISTRICTS in each County.

MARRIAGES.																SUPERINTENDENT REGISTRARS' DISTRICTS
Registered in the Quarter ending the last day of				Contracted between				Of		Of Persons not of full Age.		Signed the Marriage Register with Marks.				
MARCH.	JUNE.	SEPTEMBER.	DECEMBER.	Bachelors and Spinsters.	Bachelors and Widows.	Widowers and Spinsters.	Widowers and Widows.	Widowers.	Widows.	Men.	Women.	Men.	Women.	Both signed.	One signed.	
9. Meath Co.																
4	5		4	12	1				1			3			3	ARDEE, part of.
1	3	5	5	13		1		1								DROGHEDA, part of.
1	10	11	13	82		3		3		1		1			1	DUNSHAUGHLIN.
2	3		5	8	1	1		1	1			1			1	EDENDERRY, part of.
14	16	7	10	41	1	5		5	1		1	7	3	2	6	KELLS.
15	19	14	12	56	1	1	2	3	3		4	6	4	4	2	NAVAN.
1	5	5	2	12	1				1			2			2	OLDCASTLE, part of.
15	16	13	11	49	2	4		4	2	2	3	1			1	TRIM.
10. Queen's Co.																
21	12	14	6	47	2	4		4	2		2	4	2		6	ABBEYLEIX.
5	3	7	3	15		3		3				2	1		3	ATHY, part of.
15	7	6	5	28	1	4		4	1		1	1			1	CARLOW, part of.
26	28	31	20	93	2	8	2	10	4	1	3	6	2	1	6	MOUNTMELLICK, part of.
9	5	6	5	20	4		1	1	5			3	1		4	ROSCREA, part of.
11. Westmeath Co.																
9	23	35	23	90	3	1	1	2	4	1	4	5	4	1	7	ATHLONE, part of.
7	5	6	3	18	1	2		2	1		2	3	1		4	BALLYMAHON, part of.
6	5	6	10	26	1				1			3	1		4	DELVIN.
2	3	5	6	14	2				2		1					GRANARD, part of.
28	36	25	23	98	6	5	3	8	9		1	13	7	4	12	MULLINGAR.
	2	5	2	8		1		1			1					TULLAMORE, part of.
12. Wexford Co.																
40	25	48	41	136	3	11	4	15	7	2	13	25	24	12	25	ENNISCORTHY.
10	13	14	24	53	2	4	2	6	4	1	4	6	4	2	6	GOREY.
21	22	29	23	87	2	5		5	2	2	1	16	4	1	18	NEW ROSS, part of.
44	57	45	37	163	4	14	2	16	6	9	18	22	13	4	27	WEXFORD.
13. Wicklow Co.																
8	16	15	16	49	2	3	1	4	3		3	7	2		9	BALTINGLASS, part of.
1				1						1						NAAS, part of.
17	17	13	19	59	2	4	1	5	3	1	6	2	2		4	RATHDOWN, part of.
27	45	34	38	128	6	9	1	10	7	4	13	17	6	2	19	RATHDRUM.
9	6	12	10	33	2	1	1	2	3			4	2	1	4	SHILLELAGH.

MARRIAGES in the Year 1907—in the SUPERINTENDENT REGISTRARS' DISTRICTS in each County.

14. Clare Co.																
7	4	9	7	23		3	1	4	1			5	2	2	3	BALLYVAGHAN.
8			3	10		1		1				1	1	1		CORROFIN.
41	19	44	20	107	4	9	4	13	8		4	8	8	4	8	ENNIS.
27	7	6	7	41	1	5		5	1			5			5	ENNISTIMON.
15	6	6	5	30		2		2			2	3	1	1	2	KILLADYSERT.
57	13	15	8	83	5	5		5	5		3	14	11	9	7	KILRUSH.
9	2	1	6	18								3	3	2	2	LIMERICK, part of.
22	3	3	8	31	2	3		3	2		2	4	2	1	4	SCARRIFF.
20	8	2	1	31								5	1	1	4	TULLA.

MARRIAGES in the Year 1907—in the SUPERINTENDENT REGISTRARS' DISTRICTS in each County.

MARRIAGES.																SUPERINTENDENT REGISTRARS' DISTRICTS
Registered in the Quarter ending the last day of				Contracted between				Of		Of Persons not of full Age.		Signed the Marriage Register with Marks.				
MARCH.	JUNE.	SEPTEMBER.	DECEMBER.	Bachelors and Spinsters.	Bachelors and Widows.	Widowers and Spinsters.	Widowers and Widows.	Widowers.	Widows.	Men.	Women.	Men.	Women.	Cases in which		
														Both signed.	One signed.	
15. Cork Co. and Co. Borough.																
38	22	19	20	92	2	3	2	5	4	.	2	7	2	1	7	BANDON.
30	9	13	4	52	.	4	.	4	.	.	1	7	2	1	7	BANTRY.
14	11	9	2	31	1	4	.	4	1	.	.	2	2	.	4	CASTLETOWN.
48	4	20	92*	150	4	9	1	10	5	.	1	26	5	2	27	CLONAKILTY.
173	235	177	258	745	23	53	27	80	50	6	29	30	43	12	49	CORK.
13	8	14	13	41	1	6	.	6	1	.	.	2	1	1	1	DUNMANWAY.
21	26	8	26	73	1	5	2	7	3	.	.	2	2	.	4	FERMOY.
32	35	18	5	85	1	4	.	4	1	.	2	6	.	.	6	KANTURK.
5	6	4	2	14	1	2	.	2	1	1	5	1	.	.	1	KILMALLOCK, part of.
26	18	12	17	70	.	3	.	3	.	.	1	3	.	.	3	KINSALE.
48	10	20	3	74	1	4	2	6	3	.	1	3	1	1	2	MACROOM.
23	25	18	10	68	4	4	.	4	4	.	.	5	1	1	4	MALLOW.
22	12	21	10	52	4	8	1	9	5	.	.	5	4	2	5	MIDDLETON.
8	4	3	4	17	.	2	.	2	.	.	1	1	.	.	1	MILLSTREET.
17	2	10	13	41	1	.	.	.	1	.	2	.	1	.	1	MITCHELSTOWN, part of.
55	17	11	25	99	4	3	2	5	6	1	2	9	4	3	7	SKIBBEREEN.
21	12	9	4	43	.	3	.	3	.	.	1	3	2	2	1	SKULL.
10	12	7	4	30	.	2	1	3	1	.	.	1	3	.	4	YOUGHAL, part of.
16. Kerry Co.																
42	9	4	.	53	1	1	.	1	1	1	1	7	2	2	5	CAHERSIVEEN.
45	6	3	2	54	.	1	1	2	1	.	1	6	3	2	5	DINGLE.
18	1	9	9	33	1	3	.	3	1	.	3	2	1	1	1	KENMARE.
118	18	25	11	152	3	15	2	17	5	.	6	20	7	3	21	KILLARNEY.
75	14	18	16	113	2	6	2	8	4	.	2	5	2	.	7	LISTOWEL, part of.
60	44	34	34	158	3	10	1	11	4	2	8	6	13	1	17	TRALEE.
17. Limerick Co. and Co. Borough.																
16	13	6	9	42	2	.	.	.	2	1	2	3	2	.	5	CROOM.
48	23	10	17	88	4	6	.	6	4	1	7	5	1	.	6	KILMALLOCK, part of.
108	105	86	89	353	12	16	7	23	19	5	20	28	10	2	34	LIMERICK, part of.
7	1	1	4	13	1	3	.	4	LISTOWEL, part of.
5	1	1	2	9	1	1	1	.	.	1	MITCHELSTOWN, part of.
66	31	10	11	106	4	7	1	8	5	.	5	7	1	.	8	NEWCASTLE.
18	13	9	4	39	1	3	1	4	2	1	1	5	4	1	7	RATHKEALE.
16	1	3	7	23	.	4	.	4	.	.	2	3	3	1	4	TIPPERARY, part of.
18. Tipperary Co. N.R.																
.	.	2	1	3	BIRR, part of.
9	8	4	6	25	1	1	.	1	1	2	3	2	2	.	4	BORRISOKANE.
43	23	17	12	87	.	6	2	8	2	.	.	9	5	2	10	NENAGH.
8	8	3	9	24	.	4	.	4	.	.	.	2	.	.	2	ROSCREA, part of.
34	16	23	19	80	2	8	2	10	4	.	.	2	4	1	4	THURLES.
19. Tipperary Co. S.R.																
6	17	1	1	24	.	1	.	1	.	1	1	3	3	2	2	CALLAN, part of.
10	13	12	11	43	.	3	.	3	.	.	4	2	1	1	1	CARRICK-ON-SUIR, part of.
32	22	19	18	81	3	6	1	7	4	2	2	2	1	1	1	CASHEL.
29	10	6	15	54	2	4	.	4	2	.	2	2	.	.	2	OLOGHEEN.
19	19	25	19	73	3	6	.	6	3	1	8	1	3	.	4	CLONMEL, part of.
51	33	17	19	110	1	9	.	9	1	.	4	6	5	1	9	TIPPERARY, part of.
4	.	1	2	7	URLINGFORD, part of.

* This number includes marriages which belonged to previous quarters but were not registered in due course.

II.—PROVINCE OF MUNSTER.—continued

SUPERINTENDENT REGISTRARS' DISTRICTS.	AREA in Statute Acres exclusive of the larger Rivers, Lakes, and Tideways.	Popula- tion, 1901.	TOTAL MARRIAGES.	MARRIAGES.												
				Registered under the Act 7 & 8 Vic., c. 81.												
				According to the Rites of the Church of Ireland.						In Registered Presbyterian Meeting Houses.	In Registered Buildings.	In the Registrar's Office.	Society of Friends.	Jews.	TOTAL Registered under the Act 7 & 8 Vic., c. 81.	Roman Catholic Marriages Registered under the 25 & 27 Vic., c. 90.
				Special Licence.	Licence.	Banns.	Registrar's Certificate.	Not stated by which of the foregoing Forms.	TOTAL.							
20. Waterford Co. and Co. Borough.																
No. 116	CARRICK-ON-SUIR, part of.	54,453	5,213	19	19
117	CLONMEL, part of.	40,473	3,680	12	12
118	DUNGARVAN,	94,044	14,966	61	.	1	.	.	.	1	1	60
119	KILMACTHOMAS,	64,478	7,100	27	.	.	1	.	.	1	1	26
120	LISMORE,	97,048	13,273	58	1	1	1	.	.	3	3	55
121	WATERFORD, part of,	68,431	38,228	246	.	14	2	.	.	16	.	1	.	.	17	229
122	YOUGHAL, part of,	33,985	4,718	24	24

III.—PROVINCE OF ULSTER.—

21. Antrim Co.																	
123	ANTRIM,	117,127	29,472	119	.	19	2	.	.	21	82	2	2	.	.	107	12
124	BALLYCASTLE,	102,197	12,686	53	.	17	.	.	.	17	19	36	17
125	BALLYMENA,	161,162	53,082	248	.	19	.	.	.	19	169	9	13	.	.	210	38
126	BALLYMONEY,	121,132	28,276	156	.	20	1	.	.	21	86	10	1	.	.	118	38
127	BELFAST, part of,	22,087	11,041	60	.	21	2	.	.	23	15	1	.	.	.	39	21
128	LARNE,	117,801	33,029	186	.	30	1	.	.	31	106	22	3	.	.	162	24
129	LISBURN, part of,	47,706	25,260	138	1	52	.	.	.	53	46	4	11	.	.	114	24
130	LURGAN, part of.,	12,317	3,244	12	.	6	.	.	.	6	6	6
22. Armagh Co.																	
131	ARMAGH,	146,578	46,856	218	2	57	1	.	.	60	33	5	18	.	.	116	102
132	BANBRIDGE, part of,	18,012	6,248	18	.	6	.	.	.	6	3	1	.	.	.	10	8
133	CASTLEBLAYNEY, part of,	35,765	10,297	41	.	2	.	.	.	2	4	6	35
134	LURGAN, part of,	40,333	39,452	263	.	116	1	.	1	118	23	19	27	1	.	188	75
135	NEWRY, part of,	71,971	22,539	101	.	13	1	.	.	14	14	2	.	.	.	30	71
23. Belfast Co. Borough.																	
136	BELFAST, part of,	14,716	349,180	2,946	1	950	385	.	1	1,337	662	219	77	3	5	2,303	643
24. Cavan Co.																	
137	BAILIEBOROUGH,	71,952	15,510	64	.	10	.	.	.	10	4	.	1	.	.	15	49
138	BAWNBOY, part of,	61,908	9,573	33	.	5	.	.	.	5	.	2	.	.	.	7	26
139	CAVAN,	161,074	36,993	148	.	35	.	.	1	36	1	3	.	.	.	40	108
140	COOTEHILL, part of,	69,382	15,434	43	.	2	.	.	.	2	1	2	.	.	.	5	38
141	ENNISKILLEN, part of,	40,507	5,524	12	.	1	.	.	.	1	1	2	10
142	GRANARD, part of,	20,281	4,899	31	.	2	.	.	.	2	2	29
143	OLDCASTLE, part of,	41,921	9,608	31	.	1	.	.	.	1	2	3	28
25. Donegal Co.																	
144	BALLYSHANNON, part of,	41,507	9,185	26	.	7	.	.	.	7	.	3	.	.	.	10	16
145	DONEGAL,	160,411	20,480	107	.	24	.	.	.	24	3	1	.	.	.	28	79
146	DUNFANAGHY,	125,678	15,781	106	.	8	.	.	.	8	3	11	95
147	GLENTIES,	257,474	33,191	145	.	7	.	.	.	7	7	138
148	INISHOWEN,	159,418	28,943	138	.	13	.	.	.	13	10	1	1	.	.	25	113
149	LETTERKENNY,	101,245	13,080	57	.	5	.	.	.	5	8	13	44
150	LONDONDERRY, part of,	58,948	8,633	31	.	6	.	.	.	6	10	16	15
151	MILLFORD,	111,334	20,269	69	.	7	.	.	.	7	11	18	51
152	STRABANE, part of	53,108	10,463	52	.	7	.	.	.	7	16	23	29
153	STRANORLAR,	121,151	13,707	54	.	9	.	.	.	9	7	16	38

MARRIAGES in the Year 1907—in the SUPERINTENDENT REGISTRARS' DISTRICTS in each County.

MARRIAGES.																SUPERINTENDENT REGISTRARS' DISTRICTS.
Registered in the Quarter ending the last day of				Contracted between				Of		Of Persons not of full Age.		Signed the Marriage Register with Marks.				
MARCH.	JUNE.	SEPTEMBER.	DECEMBER.	Bachelors and Spinsters.	Bachelors and Widows.	Widowers and Spinsters.	Widowers and Widows.	Widowers.	Widows.	Men.	Women.	Men.	Women.	Cases in which		
														Both signed.	One signed.	
																20. Waterford Co. and Co. Borough.
5		1	13	18	.	.	1	1	1	.	1	2	3	2	1	CARRICK-ON-SUIR, part of.
5	4	.	3	11	.	1	.	1	.	.	1	1	.	.	1	CLONMEL, part of.
19	18	11	13	51	1	7	2	9	3	.	2	10	3	3	7	DUNGARVAN.
8	7	6	6	25	2	.	.	.	2	.	1	3	.	.	3	KILMACTHOMAS.
25	10	18	5	55	.	3	.	3	.	.	1	2	1	1	1	LISMORE.
65	72	70	89	213	16	13	4	17	20	11	19	25	22	6	35	WATERFORD, part of.
7	6	8	3	23	1	.	.	.	1	.	.	2	1	1	1	YOUGHAL, part of.

MARRIAGES in the Year 1907—in the SUPERINTENDENT REGISTRARS' DISTRICTS in each County.

																21. Antrim Co.
26	31	27	35	107	1	9	2	11	3	1	9	6	6	1	10	ANTRIM.
9	19	15	10	50	.	3	.	3	.	.	7	2	4	1	4	BALLYCASTLE.
54	68	58	68	225	2	18	3	21	5	2	21	23	18	6	29	BALLYMENA.
32	44	43	37	142	1	11	2	13	3	4	9	11	5	2	12	BALLYMONEY.
5	16	20	19	57	.	3	.	3	.	2	7	1	2	.	3	BELFAST, part of.
54	41	41	50	167	2	14	3	17	5	10	17	6	.	.	6	LARNE.
32	35	28	43	118	3	14	3	17	6	3	8	3	7	1	8	LISBURN, part of.
3	2	6	1	8	.	4	.	4	.	.	.	4	.	.	4	LURGAN, part of.
																22. Armagh Co.
52	56	53	57	188	4	20	6	26	10	3	18	31	16	8	31	ARMAGH.
5	3	6	4	17	1	.	.	.	1	.	3	3	3	2	2	BANBRIDGE, part of.
7	14	9	11	37	2	2	.	2	2	.	1	2	1	1	1	CASTLEBLAYNEY, part of.
57	53	80	78	224	6	24	9	33	15	4	16	31	46	16	45	LURGAN, part of.
19	32	35	15	78	4	14	5	19	9	1	5	18	8	3	20	NEWRY, part of.
																23. Belfast Co. Borough.
571	752	834	789	2,577	75	226	68	294	143	79	205	81	138	25	169	BELFAST, part of.
																24. Cavan Co.
25	16	15	8	56	2	4	2	6	4	.	.	10	2	2	8	BAILLIEBOROUGH.
9	8	7	9	32	.	1	.	1	.	.	.	3	1	1	2	BAWNBOY, part of.
50	36	28	34	128	5	12	3	15	8	1	3	19	6	4	17	CAVAN.
9	20	7	7	37	1	5	.	5	1	.	.	2	2	.	4	COOTEHILL, part of.
4	1	7	.	10	1	1	.	1	1	.	.	1	.	.	1	ENNISKILLEN, part of.
11	6	11	3	27	1	2	1	3	2	.	.	4	2	2	2	GRANARD, part of.
13	9	4	5	27	1	1	2	3	3	.	2	1	1	.	2	OLDCASTLE, part of.
																25. Donegal Co.
7	7	6	6	24	.	2	.	2	.	.	.	3	.	.	3	BALLYSHANNON, part of.
29	26	24	23	91	1	12	.	12	1	.	3	30	14	9	26	DONEGAL.
26	16	5	59	98	.	6	2	8	2	1	4	43	24	19	29	DUNFANAGHY.
19	90	18	13	134	.	8	3	11	3	1	15	26	19	10	25	GLENTIES.
46	35	26	31	126	2	9	1	10	3	.	5	39	22	17	27	INISHOWEN.
14	18	14	11	49	1	5	2	7	3	1	5	8	5	3	7	LETTERKENNY.
8	10	5	8	31	3	2	5	1	5	LONDONDERRY, part of.
28	15	8	18	62	.	6	1	7	1	3	7	16	12	7	14	MILLFORD.
8	6	17	21	42	2	7	1	8	3	.	2	6	6	2	8	STRABANE, part of.
12	13	14	15	54	1	3	11	5	3	10	STRANORLAR.

III.—PROVINCE OF ULSTER.—*continued*

SUPERINTENDENT REGISTRARS' DISTRICTS.	AREA in Statute Acres exclusive of the larger Rivers, Lakes, and Tideways.	Popula- tion, 1901.	TOTAL MARRIAGES.	MARRIAGES.													
				Registered under the Act 7 & 8 Vic., c. 81.													
				According to the Rites of the Church of Ireland.						In Registered Presbyterian Meeting Houses.	In Registered Buildings.	In the Registrar's Office.	Society of Friends.	Jews.	TOTAL Registered under the Act 7 & 8 Vic., c. 81.	Roman Catholic Marriages Registered under the 26 & 27 Vic., c. 90.	
				Special Licence.	Licence.	Banns.	Registrar's Certificate.	Not stated by which of the foregoing Forms.	TOTAL.								
26. Down Co.																	
No.																	
154	BANBRIDGE, part of,	107,138	36,206	197	.	51	.	.	.	51	61	13	8	.	.	133	64
155	BELFAST, part of,	12,603	8,045	55	.	13	6	.	.	19	32	1	.	.	.	52	3
156	DOWNPATRICK,	147,446	38,869	210	.	43	.	.	3	46	61	5	.	.	.	112	98
157	KILKEEL,	81,834	19,131	95	.	11	2	.	.	13	25	38	57
158	LISBURN, part of,	71,335	21,203	93	1	38	1	.	.	40	42	6	.	.	.	88	5
159	LURGAN, part of,	27,293	11,022	48	1	21	1	.	.	23	19	3	.	.	.	45	3
160	NEWRY, part of,	66,000	29,493	147	.	27	1	.	.	28	51	2	.	.	.	81	66
161	NEWTOWARDS,	93,885	41,920	256	1	51	1	.	3	56	162	14	14	.	.	246	10
27 Fermanagh Co.																	
162	BALLYSHANNON, part of,	58,396	6,187	24	.	13	.	.	.	13	13	11
163	CLONES, part of,	45,704	7,820	32	.	10	.	.	.	10	1	1	.	.	.	12	20
164	ENNISKILLEN, part of,	157,108	25,616	101	.	35	1	.	.	36	1	3	6	.	.	46	55
165	IRVINESTOWN, part of,	57,749	9,760	47	.	26	.	.	.	26	2	3	1	.	.	32	15
166	LISNASKEA,	98,708	16,047	60	.	22	1	.	.	23	2	4	1	.	.	30	30
28. Londonderry Co. and Co. Borough.																	
167	COLERAINE,	118,786	29,917	158	.	46	1	.	.	47	75	6	11	.	.	139	19
168	LIMAVADY,	152,711	20,623	95	.	21	.	.	1	22	29	1	.	.	.	52	43
169	LONDONDERRY, part of,	85,172	54,872	336	2	57	1	.	.	60	104	15	5	.	.	184	152
170	MAGHERAFELT,	156,719	38,992	167	.	27	.	.	1	28	40	3	9	.	.	80	87
29. Monaghan Co.																	
171	CARRICKMACROSS,	65,651	15,544	81	.	4	.	.	.	4	1	5	76
172	CASTLEBLAYNEY, part of	63,761	16,318	76	.	3	.	.	.	3	18	21	55
173	CLONES, part of,	27,800	8,028	64	.	15	.	.	.	15	3	20	44
174	COOTEHILL, part of,	36,462	6,420	19	.	8	.	.	1	9	6	15	4
175	MONAGHAN,	125,132	28,301	128	.	14	.	.	.	14	26	40	88
30. Tyrone Co.																	
176	CASTLEDERG,	91,786	11,789	52	.	6	.	.	.	6	14	.	3	.	.	23	29
177	CLOGHER,	89,284	14,316	73	.	20	.	.	1	21	13	2	.	.	.	36	37
178	COOKSTOWN,	96,720	23,615	115	.	33	.	.	.	33	26	.	11	.	.	70	45
179	DUNGANNON,	110,217	32,563	135	.	38	1	.	.	39	31	4	5	.	.	79	56
180	IRVINESTOWN, part of,	24,131	4,335	20	.	6	.	.	.	6	6	14
181	OMAGH,	229,813	38,553	209	.	29	1	.	.	30	38	9	3	.	.	80	129
182	STRABANE, part of,	136,992	25,396	122	1	31	.	.	.	32	26	2	3	.	.	63	59

MARRIAGES in the Year 1907—in the SUPERINTENDENT REGISTRARS' DISTRICTS in each County.

MARRIAGES.																SUPERINTENDENT REGISTRARS' DISTRICTS
Registered in the Quarter ending the last day of				Contracted between				Of		Of Persons not of full Age.		Signed the Marriage Register with Marks.				
MARCH.	JUNE.	SEPTEMBER.	DECEMBER.	Bachelors and Spinners.	Bachelors and Widows.	Widowers and Spinners.	Widowers and Widows.	Widowers.	Widows.	Men.	Women.	Men.	Women.	Cases in which		
														Both signed.	One signed.	
26. Down Co.																
43	56	45	53	173	2	18	4	22	6	2	19	15	19	4	26	BANBRIDGE, part of.
12	24	12	7	51	.	2	2	4	2	3	4	1	.	.	1	BELFAST, part of.
30	61	51	68	192	4	11	3	14	7	6	19	16	19	5	25	DOWNPATRICK.
21	17	23	34	90	1	4	.	4	1	2	8	11	3	1	12	KILKEEL.
28	24	24	17	84	.	8	1	9	1	.	5	3	.	.	3	LISBURN, part of.
11	14	12	11	39	.	9	.	9	.	.	1	6	5	4	3	LURGAN, part of.
29	27	64	27	127	5	12	3	15	8	4	13	13	10	4	15	NEWRY, part of.
56	63	79	58	220	4	27	5	32	9	5	19	6	6	3	6	NEWTOWNARDS.
27. Fermanagh Co.																
7	6	5	6	21	.	2	1	3	1	.	2	2	1	.	3	BALLYSHANNON, part of.
9	9	4	10	27	.	5	.	5	.	.	1	8	4	3	6	CLONES, part of.
43	22	18	18	97	.	3	1	4	1	.	7	11	11	5	12	ENNISKILLEN, part of.
11	15	6	15	43	1	3	.	3	1	.	6	8	3	1	9	IRVINESTOWN, part of.
11	14	20	15	55	.	5	.	5	.	2	8	12	1	1	11	LISNASKEA.
28. Londonderry Co. and Co. Borough.																
29	38	48	43	140	1	15	2	17	3	7	29	5	5	.	10	COLERAINE.
21	27	24	23	87	3	5	.	5	3	1	5	9	5	1	12	LIMAVADY.
92	82	85	77	313	3	19	1	20	4	4	15	29	19	9	30	LONDONDERRY, part of.
40	47	34	46	143	1	17	6	23	7	1	7	26	16	9	24	MAGHERAFELT.
29. Monaghan Co.																
35	17	13	16	72	1	8	.	8	1	.	1	13	6	4	11	CARRICKMACROSS.
13	17	22	24	65	2	6	3	9	5	.	2	10	5	2	11	CASTLEBLAYNEY, part of.
16	16	19	13	54	2	6	2	8	4	1	3	9	4	3	7	OLONES, part of.
3	3	9	4	18	1	.	.	.	1	.	.	1	.	.	1	COOTEHILL, part of.
39	22	39	28	111	2	14	1	15	3	.	5	16	10	1	24	MONAGHAN.
30. Tyrone Co.																
17	9	16	10	40	.	12	.	12	.	.	1	8	11	6	7	CASTLEBERG.
12	21	22	18	71	.	1	1	2	1	1	5	10	5	3	9	CLOGHER.
34	31	21	29	96	5	7	5	12	10	1	7	20	20	9	22	COOKSTOWN.
36	35	38	26	111	4	17	3	20	7	1	5	16	14	6	18	DUNGANNON.
3	8	1	8	19	.	1	.	1	.	.	.	2	.	.	2	IRVINESTOWN, part of.
48	50	53	58	191	3	14	1	15	4	4	13	29	19	11	26	OMAGH.
30	32	25	35	116	2	9	1	10	3	.	8	19	11	5	20	STRABANE, part of.

IV.—PROVINCE OF CONNAUGHT.—

SUPERINTENDENT REGISTRARS' DISTRICTS.	AREA in Statute Acres exclusive of the larger Rivers, Lakes, and Tideways.	Popula- tion, 1901.	TOTAL MARRIAGES.	MARRIAGES.												
				Registered under the Act 7 & 8 Vic., c. 81.												
				According to the Rites of the Church of Ireland.						In Registered Presbyterian Meeting Houses.	In Registered Buildings.	In the Registrar's Office.	Society of Friends.	Jews.	TOTAL Registered under the Act 7 & 8 Vic., c. 81.	Roman Catholic Marriages, Registered under the Act 7 & 8 Vic., c. 81.
				Special Licence.	Licence.	Banns.	Registrar's Certificate.	Not stated by which of the foregoing Forms.	TOTAL.							
31. Galway Co.																
No. 183	BALLINASLOE, part of, . . .	125,570	15,598	56	1	.	.	.	1	1	2	54
184	CLIFDEN,	193,762	18,768	41	2	.	.	.	2	.	1	.	.	.	3	38
185	GALWAY,	198,536	36,465	149	3	.	.	.	3	.	2	.	.	.	5	144
186	GLENNAMADDY,	100,271	16,577	51	51
187	GORT,	106,326	12,286	24	24
188	LOUGHREA,	198,927	20,126	81	4	.	.	.	4	1	5	76
189	MOUNT BELLEW,	102,404	15,019	43	43
190	OUGHTERARD,	173,506	17,732	37	37
191	PORTUMNA,	77,264	9,054	31	2	2	.	.	4	4	27
192	TUAM,	191,264	30,924	102	102
32 Leitrim Co.																
193	BALLYSHANNON, part of,	32,425	5,229	22	1	.	.	.	1	1	21
194	BAWNBOY, part of,	42,788	8,887	34	6	.	.	.	6	6	28
195	CARRICK-ON-SHANNON, part of	63,484	13,039	38	2	1	.	.	3	3	35
196	MANORHAMILTON,	144,857	22,334	89	1	9	.	.	10	.	1	.	.	.	11	78
197	MOHILL,	92,956	19,854	84	4	.	.	.	4	4	80
33. Mayo Co.																
198	BALLINA,	150,428	24,653	73	3	.	.	.	3	1	4	69
199	BALLINROBE,	147,144	21,238	67	4	.	.	.	4	4	63
200	BELMULLET,	179,246	13,845	74	74
201	CASTLEBAR,	141,193	26,522	92	92
202	CLAREMORRIS,	110,790	25,820	84	84
203	KILLALA,	105,160	8,254	34	2	.	.	.	2	2	32
204	SWINEFORD,	151,560	44,162	229	229
205	WESTPORT,	347,819	34,672	133	1	.	.	.	1	1	132
34. Roscommon Co.																
206	ATHLONE, part of,	82,711	10,701	35	35
207	BALLINASLOE, part of,	35,059	3,681	4	4
208	BOYLE, part of,	84,655	16,868	54	3	.	.	.	3	1	4	50
209	CARRICK-ON-SHANNON, pt. of	37,518	6,241	9	1	.	.	.	1	1	8
210	CASTLEREAGH,	163,663	33,576	118	118
211	ROSCOMMON,	114,345	15,164	59	1	.	.	.	1	1	58
212	STROKESTOWN,	90,339	15,560	50	50
35. Sligo Co.																
213	BOYLE, part of,	75,525	13,757	56	1	.	.	.	1	1	55
214	DROMORE WEST,	97,063	13,034	49	6	.	.	.	6	6	43
215	SLIGO,	143,808	38,088	173	17	.	.	.	17	1	4	1	.	.	23	150
216	TOBERCURBY,	125,809	19,204	87	3	.	.	.	3	3	84

MARRIAGES in the Year 1907—in the SUPERINTENDENT REGISTRARS' DISTRICTS in each County.

MARRIAGES.														Signed the Marriage Register with Marks.				SUPERINTENDENT REGISTRARS' DISTRICTS.
Registered in the Quarter ending the last day of				Contracted between				Of		Of Persons not of full Age.								
MARCH.	JUNE.	SEPTEMBER.	DECEMBER.	Bachelors and Spinsters.	Bachelors and Widows.	Widowers and Spinsters.	Widowers and Widows.	Widowers.	Widows.	Men.	Women.	Men.	Women.	Cases in which				
														Both signed.	One signed.			
31. Galway Co.																		
10	12	16	16	53	1	2	.	2	1	.	.	5	5	.	10	BALLINASLOE, part of.		
10	10	5	16	27	2	10	2	12	4	.	6	4	4	2	4	CLIFDEN.		
47	30	46	26	126	5	14	4	18	9	.	6	23	22	16	18	GALWAY.		
21	16	9	5	47	1	3	.	3	1	.	.	9	2	2	7	GLENNAMADDY.		
11	3	4	6	20	.	4	.	4	GORT.		
28	18	22	13	73	2	4	2	6	4	.	1	9	4	3	7	LOUGHREA.		
33	2	5	3	42	.	1	.	1	.	.	.	5	1	1	4	MOUNT BELLEW.		
12	7	10	8	34	1	1	1	2	2	.	3	7	5	4	4	OUGHTERARD.		
12	6	11	2	30	1	.	.	.	1	3	2	3	1	1	2	PORTUMNA.		
24	38	17	23	89	4	7	2	9	6	.	1	6	8	4	6	TUAM.		
32 Leitrim Co.																		
10	5	3	4	21	.	1	.	1	.	.	1	2	1	.	3	BALLYSHANNON, part of.		
9	7	5	13	32	1	1	.	1	1	.	.	5	1	1	4	BAWNBOY, part of.		
18	5	10	5	34	.	4	.	4	.	.	.	5	3	2	4	CARRICK-ON-SHANNON, part of.		
35	15	26	13	72	3	12	2	14	5	.	3	8	1	1	7	MANORHAMILTON.		
41	8	18	17	79	2	3	.	3	2	.	2	3	4	1	5	MOHILL.		
33. Mayo Co.																		
13	32	22	6	61	4	4	4	8	8	.	6	5	5	2	6	BALLINA.		
16	24	13	14	58	2	7	.	7	2	.	5	8	6	6	2	BALLINROBE.		
12	10	11	32	67	2	5	.	5	2	.	2	18	19	7	23	BELMULLET.		
32	32	18	10	86	1	3	2	5	3	.	2	15	8	6	11	CASTLEBAR.		
34	28	10	12	81	.	2	1	3	1	1	2	6	2	1	6	CLAREMORRIS.		
7	4	16	7	28	.	5	1	6	1	1	2	7	6	2	9	KILLALA.		
39	28	*161	1	212	2	13	2	15	4	.	2	30	9	1	37	SWINEFORD.		
58	42	18	15	119	3	10	1	11	4	1	2	26	23	16	17	WESTPORT.		
34. Roscommon Co.																		
19	7	5	4	32	1	2	.	2	1	.	1	4	1	1	3	ATHLONE, part of.		
3	.	1	.	4	1	1	1	1	.	BALLINASLOE, part of.		
17	16	11	10	43	1	10	.	10	1	.	.	2	.	.	2	BOYLE, part of.		
1	2	4	2	8	.	1	.	1	CARRICK-ON-SHANNON, part of.		
52	18	33	15	105	3	9	1	10	4	.	1	5	4	.	9	CASTLEBREAGH.		
18	20	8	13	52	2	5	.	5	2	.	2	4	2	1	4	ROSCOMMON.		
20	12	9	9	46	2	2	.	2	2	2	1	3	.	.	3	STROKESTOWN.		
35. Sligo Co.																		
15	11	21	9	50	.	6	.	6	.	1	1	3	3	2	2	BOYLE, part of.		
24	12	7	6	47	2	.	.	.	2	.	.	1	2	.	3	DROMORE WEST.		
45	47	30	51	155	4	14	.	14	4	1	5	12	8	5	10	SLIGO.		
40	22	14	11	79	.	7	1	8	1	.	2	10	3	2	9	TOBERCOURRY.		

* This number includes marriages which belonged to previous quarters but were not registered in due course.

AGES of 5,762 PERSONS WHO WERE MARRIED IN IRELAND IN THE YEAR 1907.

The Total Number of MARRIAGES Registered in Ireland in the Year 1907 was 22,509; the precise Ages of both Parties were specified in 2,881 instances.

AGES of 2,881 MEN and 2,881 WOMEN married in Ireland in the Year 1907.

	15-	16-	17-	18-	19-	20-	21-	25-	30-	35-	40-	45-	50-	55-	60-	65-	70-	75-	80-	Total.
Men	1	1	1	21	55	118	811	852	536	253	114	64	36	10	5	2	.	.	1	2,881
Women	6	29	73	145	214	1,141	780	309	123	39	12	10	2,881

AGES of 2,671 BACHELORS and 2,775 SPINSTERS married in the Year 1907.

	15-	16-	17-	18-	19-	20-	21-	25-	30-	35-	40-	45-	50-	55-	60-	65-	70-	75-	80-	Total.
Bachelors	1	1	1	21	55	118	810	836	501	195	85	31	11	4	.	1	.	.	.	2,671
Spinsters	6	29	73	145	214	1,138	763	282	95	20	6	4	2,775

AGES of 210 WIDOWERS and 106 WIDOWS married in the Year 1907.

	15-	16-	17-	18-	19-	20-	21-	25-	30-	35-	40-	45-	50-	55-	60-	65-	70-	75-	80-	Total.
Widowers	1	16	35	58	99	33	25	6	5	1	.	.	1	210
Widows	3	17	27	28	19	6	6	106

AGES of 2,881 HUSBANDS and their WIVES in combination in the Year 1907.

YEARS.	AGES OF WIVES.																		Total Husbands		
	15-	16-	17-	18-	19-	20-	21-	25-	30-	35-	40-	45-	50-	55-	60-	65-	70-	75-			80-
AGES OF HUSBANDS.	15-	.	1	1	15-
	16-	1	1	16-
	17-	1	1	17-
	18-	.	.	2	8	5	4	2	21	18-
	19-	.	7	11	22	4	8	2	1	55	19-
	20-	.	2	10	28	39	24	6	118	20-
	21-	.	2	6	20	53	95	540	80	18	2	811	21-
	25-	.	1	3	14	29	45	376	318	55	10	1	852	25-
	30-	.	.	9	4	19	129	231	113	25	5	1	536	30-
	35-	.	.	1	1	4	5	40	95	64	36	6	1	253	35-
	40-	.	.	1	.	.	1	11	80	33	28	9	.	1	114	40-
	45-	6	12	18	13	10	4	1	1	64	45-
	50-	1	1	4	7	6	8	3	3	36	50-
	55-	2	2	3	2	3	.	.	3	10	55-
	60-	1	2	1	1	5	60-
	65-	1	2	65-
	70-	5
75-	2	75-
80 & up.	1	1	80 & up.	
Total Wives,	.	6	29	73	145	214	1,141	780	309	123	39	12	10	2,881	Husbands.	
																				2,881	Wives.

The Table read vertically shows the number of Wives at each age, with the ages of their Husbands when married:—Thus, of 29 Wives of the age 17 and under 18 years, Two married Husbands aged 18 years; Seven married Husbands aged 19 years, &c. Read horizontally the Table shows the number of Husbands at each age, with the ages of their Wives when married:—Thus, of 118 Husbands of the age 20 and under 21 years, Nine married Wives aged 17 years; Ten married Wives aged 18 years, &c.

AGES of 2,607 BACHELORS and 2,607 SPINSTERS who intermarried in the Year 1907.

YEARS	AGES OF SPINSTERS.																		Total Bachelors.			
	15-	16-	17-	18-	19-	20-	21-	25-	30-	35-	40-	45-	50-	55-	60-	65-	70-	75-			80-	
AGES OF BACHELORS.	15-	.	1	1	15-	
	16-	1	1	16-	
	17-	1	17-	
	18-	.	.	2	8	5	4	2	21	18-	
	19-	.	7	11	22	4	8	2	54	19-	
	20-	.	2	9	10	28	39	24	6	118	20-	
	21-	.	2	6	20	53	95	540	78	11	2	807	21-	
	25-	.	1	3	14	28	44	368	309	51	6	824	25-	
	30-	.	.	9	4	19	129	231	113	25	5	1	481	30-	
	35-	.	.	1	1	4	5	40	95	64	36	6	1	185	35-	
	40-	.	.	1	.	.	1	11	80	33	28	9	.	1	73	40-	
	45-	6	12	18	13	10	4	1	1	27	45-	
	50-	1	1	4	7	6	8	3	3	11	50-	
	55-	2	2	3	2	3	.	.	3	3	55-	
	60-	1	2	1	1	3	60-
	65-	1	60-
	70-	65-
75-	70-	
80 & up.	1	75-	
																					80 & up.	
Total Spinsters,	.	6	29	73	141	212	1,112	710	248	66	7	2	1	2,607	Bachelors.		
																				2,607	Spinsters.	

MARRIAGES, BIRTHS, and DEATHS in each PROVINCE and COUNTY in IRELAND, registered in the year 1907.

PROVINCES AND COUNTIES.	AREA in Statute Acres, exclusive of the larger Rivers, Lakes, and Tideways	Popula- tion, 1901.	TOTAL.			BIRTHS.				DEATHS.		Excess of Births over Deaths.
			MARRIAGES.	BIRTHS.	DEATHS.	Including Illegitimate Births.		Illegitimate Births.		Males.	Females.	
						Males.	Females.	Males.	Females.			
IRELAND,	20,345,328	4,158,775	22,509	101,742	77,334	52,171	49,571	1,275	1,289	38,618	38,716	24,408
PROVINCES.												
I. LEINSTER,	4,859,572	1,152,829	6,346	26,798	22,342	13,786	13,012	355	361	11,277	11,065	4,456
II. MUNSTER,	5,955,027	1,076,188	4,880	23,380	16,717	12,031	11,349	244	251	8,440	8,277	6,663
III. ULSTER,	5,322,531	1,582,826	8,921	38,329	29,524	19,493	18,736	635	637	14,436	15,088	8,705
IV. CONNAUGHT,	4,228,195	616,932	2,362	13,335	8,751	6,861	6,474	41	40	4,465	4,286	4,584
I.—PROVINCE OF LEINSTER.—MARRIAGES, BIRTHS, AND DEATHS, 1907—COUNTIES.												
1 CARLOW,	221,424	37,748	140	758	595	390	368	14	13	313	282	163
2 DUBLIN,	218,873	157,568	888	2,963	2,861	1,519	1,444	17	17	1,329	1,532	102
3 DUBLIN CO. BOROUGH,	7,911	290,638	2,400	9,529	7,708	4,841	4,688	151	163	3,834	3,874	1,821
4 KILDARE,	418,497	63,566	294	1,501	1,054	784	717	10	12	569	485	447
5 KILKENNY,	509,249	79,159	289	1,642	1,393	863	779	27	27	722	671	249
6 KING'S,	493,263	60,187	299	1,157	862	613	544	12	12	443	419	295
7 LONGFORD,	257,770	46,672	161	893	781	487	406	6	5	410	371	112
8 LOUTH,	202,181	65,820	319	1,342	1,137	684	658	16	11	590	547	205
9 MEATH,	577,735	67,497	247	1,321	1,197	665	656	24	16	682	515	124
10 QUEEN'S,	424,723	57,417	234	1,057	910	538	519	11	7	478	432	147
11 WESTMEATH,	434,665	61,629	280	1,209	988	647	562	7	12	536	452	221
12 WEXFORD,	573,323	104,104	492	2,164	1,851	1,093	1,071	42	47	882	969	313
13 WICKLOW,	499,958	60,824	303	1,262	1,005	662	600	18	19	489	516	257
II.—PROVINCE OF MUNSTER.—MARRIAGES, BIRTHS, AND DEATHS, 1907—COUNTIES.												
14 CLARE,	788,332	112,334	419	2,196	1,573	1,107	1,089	19	14	768	805	623
15 CORK CO. AND CO. BOROUGH	1,838,921	404,611	1,982	8,898	6,485	4,557	4,341	67	84	3,328	3,157	2,413
16 KERRY,	1,161,752	165,726	615	3,789	2,104	2,002	1,787	29	22	1,072	1,032	1,685
17 LIMERICK CO. AND CO. BOROUGH	662,973	146,098	741	3,398	2,479	1,742	1,656	50	57	1,204	1,275	919
18 TIPPERARY, N. R.,	492,449	67,815	245	1,271	919	678	593	7	12	489	460	322
19 TIPPERARY, S. R.,	557,688	92,417	431	1,987	1,570	1,014	973	38	28	806	764	417
20 WATERFORD CO. AND CO. BOROUGH.	452,912	87,187	447	1,841	1,557	931	910	34	34	773	784	284
III.—PROVINCE OF ULSTER.—MARRIAGES, BIRTHS, AND DEATHS, 1907—COUNTIES.												
21 ANTRIM,	701,529	196,090	972	4,527	3,338	2,294	2,233	104	126	1,588	1,750	1,189
22 ARMAGH,	312,659	125,392	641	2,836	2,491	1,455	1,381	50	49	1,199	1,292	345
23 BELFAST CO. BOROUGH,	14,716	349,180	2,946	11,316	7,759	5,798	5,518	187	168	3,714	4,045	3,557
24 CAVAN,	467,025	97,541	303	1,753	1,558	893	879	16	11	824	735	103
25 DONEGAL,	1,190,269	173,722	785	3,963	2,765	1,902	1,870	91	88	1,392	1,373	1,108
26 DOWN,	607,534	205,889	1,101	4,605	3,786	2,306	2,299	102	79	1,842	1,944	819
27 FERMANAGH,	417,665	65,430	264	1,302	1,082	657	645	19	22	537	545	220
28 LONDONDERRY, CO. AND CO. BOROUGH.	513,388	144,404	756	3,331	2,531	1,706	1,625	62	83	1,209	1,322	800
29 MONAGHAN,	318,806	74,011	368	1,545	1,146	702	709	11	13	734	712	90
30 TYRONE,	778,943	150,567	726	3,052	2,767	1,599	1,453	63	53	1,397	1,370	285
IV.—PROVINCE OF CONNAUGHT.—MARRIAGES, BIRTHS, AND DEATHS, 1907—COUNTIES.												
31 GALWAY,	1,467,850	192,549	615	3,955	2,612	2,063	1,892	22	10	1,322	1,290	1,343
32 LEITRIM,	376,510	69,343	267	1,389	978	668	621	3	7	493	485	311
33 MAYO,	1,333,340	199,166	786	4,571	2,561	2,299	2,272	6	15	1,324	1,237	2,010
34 ROSCOMMON,	608,290	101,791	329	1,798	1,335	923	875	4	5	675	660	463
35 SLIGO,	442,205	84,083	365	1,722	1,265	908	814	6	3	651	614	457

MARRIAGES, BIRTHS, and DEATHS registered in the Year 1907.

I.—PROVINCE OF LEINSTER.—MARRIAGES, BIRTHS AND DEATHS, 1907.

SUPERINTENDENT REGISTRARS' DISTRICTS, ARRANGED BY COUNTIES.*

Wherever the minus sign (—) is prefixed to the numbers given in the column headed "Excess of Births over Deaths," it denotes that the births, instead of exceeding the deaths, were, in fact, less than the deaths to the extent stated.

SUPERINTENDENT REGISTRARS' DISTRICTS.	AREA in Statute Acres.	Popula- tion, 1901.	TOTAL.			BIRTHS.				DEATHS.		Excess of Births over Deaths.	
			MARRIAGES.	BIRTHS.	DEATHS.	Including Illegitimate Births.		Illegitimate Births.		Males.	Females.		
						Males.	Females.	Males.	Females.				
1. Carlow Co.													
No. 1	BALTINGLASS, part of,	33,393	4,186	12	93	59	51	42	2	.	34	25	34
2	CARLOW, part of,	162,937	29,726	118	595	485	300	295	10	10	255	230	110
3	NEW ROSS, part of,	25,094	3,536	10	70	51	39	31	2	3	24	27	19
2. Dublin Co.													
4	BALROTHERY,	81,072	18,146	75	335	321	174	161	5	6	179	142	11
5	CELBRIDGE, part of,	26,237	5,133	24	91	81	39	52	.	.	39	42	10
6	DUBLIN, NORTH, part of,	36,275	16,957	81	251	182	121	130	2	3	97	85	69
7	DUBLIN, SOUTH, part of,	45,294	72,071	444	1,453	1,488	752	701	2	3	673	815	—35
8	RATHDOWN, part of,	26,995	45,261	264	833	789	433	400	8	5	341	448	44
3. Dublin Co. Borough.													
9	DUBLIN, NORTH, part of,	4,815	118,635	1,229	5,118	3,830	2,634	2,484	78	82	1,925	1,905	1,288
10	DUBLIN, SOUTH, part of,	3,096	112,003	1,171	4,411	3,878	2,207	2,204	73	81	1,909	1,969	533
4. Kildare Co.													
11	ATHY, part of,	113,111	16,192	67	358	294	179	179	4	7	164	130	64
12	BALTINGLASS, part of,	17,153	2,030	8	32	28	13	19	.	1	13	15	4
13	CELBRIDGE, part of,	53,697	9,092	31	187	142	97	90	.	.	77	65	45
14	EDENDERRY, part of,	69,435	5,243	32	122	87	71	51	.	.	43	44	35
15	NAAS, part of,	165,101	31,009	156	802	503	424	378	6	4	272	231	209
5. Kilkenny Co.													
16	CALLAN, part of,	62,148	8,163	18	182	168	82	100	2	5	93	75	14
17	CARRICK-ON-SUIR, part of,	32,120	4,466	10	75	79	44	31	1	.	39	40	—4
18	CASTLECOMER,	57,820	10,114	43	204	186	113	91	4	1	97	89	18
19	KILKENNY,	110,944	23,708	104	525	449	277	248	8	7	227	222	76
20	NEW ROSS, part of,	28,355	3,716	10	67	40	34	33	.	.	21	19	27
21	THOMASTOWN,	107,577	13,238	41	258	230	133	125	6	7	118	112	28
22	URLINGFORD, part of,	52,999	5,891	21	135	94	72	63	1	6	43	51	41
23	WATERFORD, part of,	57,286	9,863	42	196	147	108	88	5	1	84	63	49
6. King's Co.													
24	BIRR, part of,	193,244	23,281	95	430	334	227	203	4	3	174	160	96
25	EDENDERRY, part of,	81,061	7,322	19	168	122	88	80	4	5	63	59	46
26	MOUNTMELLIOK, part of,	24,548	2,797	15	67	25	39	28	1	.	8	17	42
27	ROSCREA, part of,	55,565	5,810	68	93	65	50	43	.	2	36	29	28
28	TULLAMORE, part of,	158,815	20,977	102	399	316	209	190	3	2	162	154	33
7. Longford Co.													
29	BALLYMAHON, part of,	69,733	9,478	22	165	181	86	79	5	.	85	96	—16
30	GRANARD, part of,	77,964	14,882	52	285	296	159	126	1	3	163	133	—11
31	LONGFORD,	110,073	22,312	87	443	304	242	201	.	2	162	142	139
8. Louth Co.													
32	ARDEE, part of,	65,909	11,578	42	204	209	99	105	5	3	101	108	—5
33	DROGHEDA, part of,	41,858	19,513	84	421	336	233	188	6	5	176	160	85
34	DUNDALK,	94,414	34,729	193	717	592	352	365	5	3	313	279	125

* For Abstract showing the numbers by complete Superintendent Registrars' Districts, see pages 25-7.

I.—PROVINCE OF LEINSTER.—MARRIAGES, BIRTHS AND DEATHS, 1907.

SUPERINTENDENT REGISTRARS' DISTRICTS by Counties—*continued.*

SUPERINTENDENT REGISTRARS' DISTRICTS.	AREA in Statute Acres.	Popula- tion, 1901.	TOTAL.			BIRTHS.				DEATHS.		Excess of Births over Deaths.
			MARRIAGES.	BIRTHS.	DEATHS.	Including Illegitimate Births.		Illegitimate Births.		Males.	Females.	
						Males.	Females.	Males.	Females.			
9. Meath Co.												
No. 35 ARDRE, part of,	30,309	3,048	13	68	39	34	34	.	.	21	18	29
36 DROGHEDA, part of,	57,148	6,683	11	112	93	69	43	2	.	45	48	19
37 DUNSHAUGHLIN,	106,822	7,979	35	151	124	79	72	1	2	75	49	27
38 EDENDERRY, part of,	21,911	2,088	10	38	33	18	20	.	.	21	12	5
39 KELLS,	103,426	13,769	47	282	250	145	137	8	1	152	98	32
40 NAVAN,	94,474	11,550	60	285	276	143	112	9	7	151	125	9
41 OLDCASTLE, part of,	44,122	5,407	13	107	122	44	63	3	3	65	57	-15
42 TRIM,	119,520	13,973	55	278	260	133	145	1	3	152	108	18
10. Queen's Co.												
43 ABBEYLEIX,	127,042	17,050	53	303	285	143	160	2	3	147	138	18
44 ATHY, part of,	48,920	5,963	18	117	89	66	51	.	.	43	46	28
45 CARLOW, part of,	37,905	4,712	33	77	60	38	39	.	.	39	21	17
46 MOUNTMELICK, part of,	176,081	25,780	105	487	439	253	234	9	4	228	211	48
47 ROSCREA, part of,	36,575	3,912	25	73	37	38	35	.	.	21	16	36
11. Westmeath Co.												
48 ATHLONE, part of,	68,314	16,563	95	351	240	200	151	4	4	133	107	111
49 BALLYMAHON, part of,	30,409	3,429	21	64	52	34	30	.	.	27	25	12
50 DELVIN,	74,328	8,477	27	119	118	67	52	.	2	64	54	1
51 GRANARD, part of,	36,463	3,702	16	73	50	37	36	.	1	28	22	23
52 MULLINGAR,	208,601	27,047	112	548	491	279	269	2	4	264	227	57
53 TULLAMORE, part of,	16,550	2,411	9	54	37	30	24	1	1	20	17	17
12. Wexford Co.												
54 ENNISCORTHY,	193,251	31,259	154	624	538	304	320	14	11	252	286	86
55 GOREY,	130,031	16,463	61	333	288	164	169	2	5	145	143	45
56 NEW ROSS, part of,	123,740	23,543	94	445	450	236	209	11	14	213	237	-5
57 WEXFORD,	126,301	32,839	183	762	575	389	373	15	17	272	303	187
13. Wicklow Co.												
58 BALTINGLASS, part of,	103,806	9,675	55	176	181	91	85	3	4	88	93	-5
59 NAAS, part of,	51,087	3,033	1	44	44	21	23	2	.	16	28	.
60 RATHDOWN, part of,	34,503	12,481	66	247	185	138	109	4	1	93	92	62
61 RATHDRUM,	227,488	26,689	144	623	458	325	298	7	11	217	241	165
62 SHILLELAGH,	83,074	8,946	37	172	137	87	85	2	3	75	62	35

II.—PROVINCE OF MUNSTER.—MARRIAGES, BIRTHS AND DEATHS, 1907.

SUPERINTENDENT REGISTRARS' DISTRICTS by Counties.

14. Clare Co.												
63 BALLYVAGHAN,	71,658	3,920	27	80	51	48	32	2	1	28	23	29
64 CORROFIN,	61,382	4,803	11	84	66	40	44	.	.	32	34	18
65 ENNIS,	112,752	19,772	124	421	335	195	226	3	5	168	167	86
66 ENNISTIMON,	99,619	18,069	47	342	238	178	164	1	4	130	108	104
67 KILLADYSERT,	63,704	9,165	32	177	112	92	85	1	1	62	50	65
68 KILRUSH,	137,497	28,734	93	551	397	286	265	5	3	171	226	154
69 LIMERICK, part of,	68,659	7,592	18	149	105	75	74	.	.	46	59	44
70 SCARRIFF,	86,633	10,445	36	224	145	110	114	3	.	68	77	79
71 TULLA,	86,428	9,834	31	168	124	83	85	4	.	63	61	44

II.—PROVINCE OF MUNSTER.—MARRIAGES, BIRTHS AND DEATHS, 1907.

SUPERINTENDENT REGISTRARS' DISTRICTS by Counties—*continued.*

SUPERINTENDENT REGISTRARS' DISTRICTS.	AREA in Statute Acres.	Popula- tion, 1901.	TOTAL.			BIRTHS.				DEATHS.		Excess of Births over Deaths
			MARRIAGES.	BIRTHS.	DEATHS.	Including Illegitimate Births.		Illegitimate Births.		Males.	Females.	
						Males.	Females.	Males.	Females.			
15. Gork Co. and Co. Borough.												
No. 72 BANDON,	101,345	17,878	99	359	246	203	156	.	1	138	108	113
73 BANTRY,	106,851	13,457	56	309	160	173	136	.	3	85	75	119
74 CASTLETOWN,	73,445	11,178	36	281	119	139	145	1	.	58	61	165
75 CLONAKILTY,	80,465	19,158	161	361	276	177	184	2	4	125	151	85
76 CORK,	169,732	133,173	818	3,165	2,623	1,616	1,519	25	33	1,305	1,318	512
77 DUNMANWAY,	103,917	13,321	48	287	195	161	126	2	4	100	95	92
78 FERMOY,	148,360	22,732	81	503	331	266	237	6	7	182	152	169
79 KANTURK,	185,685	23,181	90	561	321	261	300	5	5	183	138	243
80 KILMALLOCK, part of,	19,381	4,121	17	102	34	48	51	1	2	19	15	68
81 KINSALE,	79,651	16,673	73	310	252	168	112	2	.	137	115	52
82 MACROOM,	179,108	22,998	81	487	275	251	236	1	4	137	138	212
83 MALLOW,	149,565	20,726	76	505	339	241	261	5	8	180	159	166
84 MIDDLETON,	109,266	21,243	65	383	302	203	180	4	6	167	135	81
85 MILLSSTREET,	74,905	10,515	19	232	137	122	110	2	1	70	67	95
86 MITCHELSTOWN, part of,	48,466	8,656	42	200	179	100	100	1	2	93	86	21
87 SKIBBEREEN,	115,025	25,195	108	491	337	259	235	1	.	179	158	157
88 SKULL,	57,169	10,243	46	169	138	74	95	2	2	69	69	31
89 YOUGHAL, part of,	36,639	10,163	33	184	218	89	95	5	2	101	117	-34
16. Kerry Co.												
90 CAHERSIVEEN,	198,130	22,435	55	496	243	256	240	.	1	127	116	253
91 DINGLE,	126,459	18,274	56	470	204	240	230	2	.	94	110	266
92 KENMARE,	198,416	14,642	37	290	148	158	132	3	.	77	71	142
93 KILLARNEY,	251,430	37,096	172	825	510	451	374	6	4	278	232	315
94 LISTOWEL, part of,	165,501	31,394	123	713	485	363	350	6	9	242	243	228
95 TRALEE,	221,813	41,885	172	995	514	534	461	12	8	254	260	481
17. Limerick Co. and Co. Borough.												
96 CROOM,	83,321	10,806	44	201	185	99	102	4	6	86	99	16
97 KILMALLOCK, part of,	125,766	21,430	98	488	354	261	227	10	15	176	178	134
98 LIMERICK, part of,	109,252	58,422	388	1,518	1,118	758	760	20	22	528	590	400
99 LISTOWEL, part of,	24,672	4,301	13	103	87	48	55	.	.	39	48	16
100 MITCHELSTOWN, part of,	38,551	5,501	9	106	67	57	49	3	.	37	30	39
101 NEWCASTLE,	143,862	23,891	118	554	331	301	253	8	9	166	165	223
102 RATHKEALE,	101,887	14,991	44	276	240	143	133	4	4	123	117	36
103 TIPPERARY, part of,	35,659	6,756	27	152	97	75	77	1	1	49	48	55
18. Tipperary Co. N.R.												
104 BIRR, part of,	27,428	2,051	3	32	17	16	16	.	1	8	9	15
105 BORRISOKANE,	81,850	8,532	27	154	103	88	66	.	.	52	51	51
106 NENAGH,	183,088	24,932	95	439	329	228	211	1	7	165	164	110
107 ROSCREA, part of,	57,540	8,017	28	163	125	78	85	.	3	65	60	38
108 THURLES,	142,513	24,283	92	483	375	268	215	6	1	199	176	108
19. Tipperary Co. S.R.												
109 CALLAN, part of,	41,863	5,642	25	112	70	56	56	3	.	37	33	42
110 CARRICK-ON-SUIR, part of,	26,059	8,084	46	200	168	104	96	5	5	95	73	32
111 CASHEL,	156,137	20,132	91	418	332	210	208	2	5	173	159	86
112 CLOGHEEN,	117,422	15,521	60	325	240	176	149	3	4	119	121	85
113 CLONMEL, part of,	47,235	15,046	82	333	303	183	150	13	5	140	163	30
114 TIPPERARY, part of,	144,328	25,176	120	528	410	250	278	12	8	213	197	118
115 URLINGFORD, part of,	24,644	2,766	7	71	47	35	36	.	1	29	18	24

II.—PROVINCE OF MUNSTER.—MARRIAGES, BIRTHS AND DEATHS, 1907.

SUPERINTENDENT REGISTRARS' DISTRICTS by Counties—*continued.*

SUPERINTENDENT REGISTRARS' DISTRICTS.	AREA in Statute Acres.	Popula- tion, 1901.	TOTAL.			BIRTHS.				DEATHS.		Excess of Births over Deaths.
			MARRIAGES.	BIRTHS.	DEATHS.	Including Illegitimate Births.		Illegitimate Births.		Males.	Females.	
						Males.	Females.	Males.	Females.			
20. Waterford Co. and Co. Borough.												
No. 116 CARRICK-ON-SUIR, part of	54,453	5,213	19	96	74	43	53	3	.	40	34	22
117 CLONMEL, part of,	40,473	3,680	12	66	48	31	32	.	1	25	23	18
118 DUNGARVAN,	94,944	14,966	61	316	270	171	145	6	3	147	123	46
119 KILMACTHOMAS,	64,478	7,109	27	127	98	58	69	2	6	46	52	29
120 LISMORE,	97,048	13,273	58	233	179	118	115	6	5	93	86	51
121 WATERFORD, part of,	68,431	38,228	246	931	827	468	463	17	18	383	444	104
122 YOUGHAL, part of,	33,985	4,718	21	72	61	39	33	.	1	39	22	11

III.—PROVINCE OF ULSTER.—MARRIAGES, BIRTHS AND DEATHS, 1907.

SUPERINTENDENT REGISTRARS' DISTRICTS by Counties.

21. Antrim Co.												
123 ANTRIM,	117,127	29,472	119	695	515	351	344	16	21	244	271	180
124 BALLYCASTLE,	102,197	12,686	53	257	225	134	123	7	6	131	94	32
125 BALLYMENA,	161,162	53,082	248	1,118	901	563	555	25	32	416	485	217
126 BALLYMONEY,	121,132	28,276	156	610	481	321	289	17	23	212	269	129
127 BELFAST, part of,	22,087	11,041	60	260	195	119	141	5	5	85	110	65
128 LARNE,	117,801	33,029	186	853	519	434	419	18	19	242	277	334
129 LISBURN, part of,	47,706	25,260	138	675	461	340	335	13	19	232	229	214
130 LURGAN, part of,	12,317	3,244	12	59	41	32	27	3	1	26	15	18
22. Armagh Co.												
131 ARMAGH,	146,578	46,856	218	1,009	936	507	502	19	15	473	463	73
132 BANBRIDGE, part of,	18,012	6,248	18	112	105	61	51	2	2	44	61	7
133 CASTLEBLAYNEY, part of,	35,765	10,297	41	200	166	99	101	1	1	78	88	34
134 LURGAN, part of,	40,333	39,452	263	1,060	801	552	508	24	28	379	422	259
135 NEWRY, part of,	71,971	22,539	101	455	483	236	219	4	3	225	258	—28
23. Belfast Co. Borough.												
136 BELFAST, part of,	14,716	349,180	2,946	11,316	7,759	5,798	5,518	187	168	3,714	4,045	3,557
24. Cavan Co.												
137 BAILIEBOROUGH,	71,952	15,510	64	282	261	159	123	2	4	145	116	21
138 BAWNBOY, part of	61,908	9,573	33	171	101	83	88	.	.	51	50	70
139 CAVAN,	161,074	36,993	148	677	630	335	342	8	5	332	298	47
140 COOTEHILL, part of,	69,382	15,434	43	264	297	126	138	4	2	149	148	—33
141 ENNISKILLEN, part of,	40,507	5,524	12	87	70	39	48	.	.	29	41	17
142 GRANARD, part of,	20,281	4,899	31	90	68	45	45	.	.	48	20	22
143 OLDCASTLE, part of,	41,921	9,608	31	181	132	106	75	2	.	70	62	49
25. Donegal Co.												
144 BALLYSHANNON, part of,	41,507	9,185	26	193	173	80	113	2	.	82	91	20
145 DONEGAL,	160,411	20,480	107	449	343	231	218	1	5	162	181	106
146 DUNFANAGHY,	125,678	15,781	106	423	255	225	198	1	2	130	125	168
147 GLENTIES,	257,474	33,191	145	809	417	423	386	2	3	197	220	392
148 INISHOWEN,	159,418	28,943	138	660	428	324	336	2	3	215	213	232
149 LETTERKENNY,	101,245	13,080	57	265	262	128	137	3	3	136	126	3
150 LONDONDERRY, part of,	58,948	8,633	31	169	135	84	85	2	3	78	57	34
151 MILLFORD,	111,334	20,259	69	486	334	236	250	3	6	173	161	152
152 STRABANE, part of,	53,103	10,463	52	259	165	145	114	3	4	88	77	94
153 STRANORLAR,	121,151	13,707	54	250	253	117	133	2	4	131	122	—3

III.—PROVINCE OF ULSTER.—MARRIAGES, BIRTHS, AND DEATHS, 1907.

SUPERINTENDENT REGISTRARS' DISTRICTS by Counties.—continued.

SUPERINTENDENT REGISTRARS' DISTRICTS.	AREA in Statute Acres.	Popula- tion, 1901.	TOTAL.			BIRTHS.				DEATHS.		Excess of Births over Deaths.	
			MARRIAGES.	BIRTHS.	DEATHS.	Including Illegitimate Births.		Illegitimate Births.		Males.	Females.		
						Males.	Females.	Males.	Females.				
26. Down Co.													
No.													
154	BANBRIDGE, part of, . . .	107,138	36,206	197	792	703	404	388	18	15	329	374	89
155	BELFAST, part of, . . .	12,603	8,045	55	202	120	105	97	2	1	63	57	82
156	DOWNPATRICK, . . .	147,446	38,869	210	846	772	425	421	28	14	370	402	74
157	KILKEEL, . . .	81,834	19,131	95	387	262	206	181	5	4	125	137	125
158	LISBURN, part of, . . .	71,335	21,203	93	402	568	195	207	4	4	301	267	-166
159	LURGAN, part of, . . .	27,293	11,022	48	235	174	117	118	4	4	101	73	61
160	NEWRY, part of, . . .	66,000	29,493	147	644	448	310	334	6	9	223	225	196
161	NEWTOWNARDS, . . .	93,885	41,920	256	1,097	739	544	553	35	28	330	409	358
27. Fermanagh Co.													
162	BALLYSHANNON, part of, . . .	58,396	6,187	24	113	86	60	53	.	.	38	48	27
163	CLONES, part of, . . .	45,704	7,820	32	173	108	91	82	1	1	62	46	65
164	ENNISKILLEN, part of, . . .	157,108	25,616	101	499	442	257	242	5	10	220	222	57
165	IRVINESTOWN, part of, . . .	57,749	9,760	47	190	168	93	97	6	6	78	90	22
166	LISNASKEA, . . .	98,708	16,047	60	327	278	156	171	7	5	139	139	49
28. Londonderry Co. and Co. Borough.													
167	COLERAINE, . . .	118,786	29,917	158	704	515	353	351	19	23	230	285	189
168	LIMAVADY, . . .	152,711	20,623	95	453	338	251	202	9	12	169	169	115
169	LONDONDERRY, part of, . . .	85,172	54,872	336	1,418	984	698	720	19	27	459	525	434
170	MAGHERAFELT, . . .	156,719	38,992	167	756	694	404	352	15	21	351	343	62
29. Monaghan Co.													
171	CARRICKMACROSS, . . .	65,651	15,544	81	381	311	197	184	1	5	159	152	70
172	CASTLEBLAYNEY, part of . . .	63,761	16,318	76	339	345	182	157	2	4	172	173	-6
173	CLONES, part of, . . .	27,800	8,028	64	184	143	82	102	5	2	76	67	41
174	COOTEHILL, part of, . . .	36,462	6,420	19	125	105	61	64	1	.	46	59	20
175	MONAGHAN, . . .	125,132	28,301	128	516	542	270	246	2	2	281	261	-26
30. Tyrone Co.													
176	CASTLEDERG, . . .	91,786	11,789	52	232	188	112	120	2	3	99	89	44
177	OLOGHER, . . .	89,284	14,316	73	295	303	155	140	8	4	153	150	-8
178	COOKSTOWN, . . .	96,720	23,615	115	487	430	247	240	12	7	207	223	57
179	DUNGANNON, . . .	110,217	32,563	135	646	644	343	303	6	6	311	333	2
180	IRVINESTOWN, part of, . . .	24,131	4,335	20	86	68	45	41	1	2	37	31	18
181	OMAGH, . . .	229,813	38,553	209	711	726	386	325	20	13	405	321	-15
182	STRABANE, part of, . . .	136,992	25,396	122	595	408	311	284	14	18	185	223	187

IV.—PROVINCE OF CONNAUGHT.—MARRIAGES, BIRTHS AND DEATHS, 1907.

SUPERINTENDENT REGISTRARS' DISTRICTS by Counties.

SUPERINTENDENT REGISTRARS' DISTRICTS.	AREA in Statute Acres.	Popula- tion, 1901.	TOTAL.			BIRTHS.				DEATHS.		Excess of Births over Deaths.	
			MARRIAGES.	BIRTHS.	DEATHS.	Including Illegitimate Births.		Illegitimate Births.		Males.	Females.		
						Males.	Females.	Males.	Females.				
31. Galway Co.													
No.													
183	BALLINASLOE, part of,	125,570	15,598	56	268	291	133	135	4	2	115	116	-23
184	CLIFDEN,	193,782	18,768	41	365	250	190	175	1	1	125	125	115
185	GALWAY,	198,536	36,465	149	912	595	465	447	8	4	307	288	317
186	GLENNAMADDY,	100,271	16,577	51	331	207	162	169	.	.	100	107	124
187	GORT,	106,326	12,286	24	249	169	137	112	2	1	79	90	80
188	LOUGHREA,	198,927	20,126	81	364	227	193	171	.	1	122	105	137
189	MOUNT BELLEW,	102,404	15,019	43	259	199	114	145	.	.	104	95	60
190	OUGHTERARD,	173,506	17,732	37	397	187	227	170	.	1	91	96	210
191	PORTUMNA,	77,264	9,054	31	186	109	95	91	1	.	64	45	77
192	TUAM,	191,264	30,924	102	624	378	347	277	6	.	185	193	216
32. Leitrim Co.													
193	BALLYSHANNON, part of,	32,425	5,229	22	91	106	54	37	1	.	47	59	-15
194	BAWNBOY, part of,	42,788	8,887	31	145	115	78	67	.	1	69	46	30
195	CARRICK-ON-SHANNON, pt. of	63,484	13,039	38	246	140	132	114	2	.	65	75	106
196	MANORHAMILTON,	144,857	22,334	89	427	323	198	229	.	3	165	158	104
197	MOHILL,	92,956	19,854	84	380	294	206	174	.	3	147	147	86
33. Mayo Co.													
198	BALLINA,	150,428	24,653	73	432	311	214	218	1	2	157	154	121
199	BALLINROBE,	147,144	21,238	67	424	287	213	211	.	1	143	144	137
200	BELMULLET,	179,246	13,845	74	348	143	171	177	2	4	78	65	205
201	CASTLEBAR,	141,193	26,522	92	618	340	306	312	1	4	176	164	278
202	CLAREMORRIS,	110,790	25,820	84	544	346	294	250	.	.	188	158	198
203	KILLALA,	105,160	8,254	34	170	77	81	89	1	1	42	35	93
204	SWINEFORD,	151,560	44,162	229	1,159	614	580	579	.	2	308	306	545
205	WESTPORT,	347,819	34,672	133	876	443	440	436	1	1	232	211	433
34. Roscommon Co.													
206	ATHLONE, part of,	82,711	10,701	35	151	110	74	77	.	.	54	56	41
207	BALLINASLOE, part of,	35,059	3,681	4	76	37	45	31	.	.	21	16	39
208	BOYLE, part of,	84,655	16,868	54	325	251	164	161	1	1	117	134	74
209	CARRICK-ON-SHANNON, pt. of	37,518	6,241	9	106	69	54	52	.	.	42	27	37
210	CASTLEREAGH,	163,663	33,576	118	622	400	297	325	.	3	204	196	222
211	ROSCOMMON,	114,345	15,164	59	267	223	161	106	1	1	108	115	44
212	STROKESTOWN,	90,339	15,560	50	251	245	128	123	2	.	129	116	6
35. Sligo Co.													
213	BOYLE, part of,	75,525	13,757	56	271	179	138	133	.	.	91	88	92
214	DROMORE WEST,	97,063	13,034	49	272	155	135	137	1	.	78	77	117
215	SLIGO,	143,808	38,088	173	777	671	415	362	3	3	348	323	106
216	TOBERCURRY,	125,809	19,204	87	402	260	220	182	2	.	134	126	142

MARRIAGES, BIRTHS, AND DEATHS, REGISTERED IN THE YEAR 1907.
SUPERINTENDENT REGISTRARS' DISTRICTS OR POOR LAW UNIONS, ARRANGED ALPHABETICALLY.

Number or Numbers of Union in preceding Abstract.	SUPERINTENDENT REGISTRARS' DISTRICTS OR POOR LAW UNIONS.	AREA in Statute Acres.	Popula- tion, 1901.	TOTAL.			BIRTHS.				DEATHS.		Excess of Births over Deaths.
				MARRIAGES.	BIRTHS.	DEATHS.	Including Illegitimate Births.		Illegitimate Births.		Males.	Females.	
							Males.	Females.	Males.	Females.			
43	Abbeyleix, . . .	127,012	17,050	53	303	285	143	160	2	3	117	138	18
123	Antrim, . . .	117,127	20,472	119	695	515	351	344	16	21	214	271	180
32, 35	Ardee, . . .	96,218	14,626	55	272	248	133	139	5	3	122	126	24
131	Armagh, . . .	146,578	46,856	218	1,009	936	507	502	19	15	473	463	73
48, 206	Athlone, . . .	151,025	27,261	130	502	350	274	228	4	4	187	163	152
11, 44	Athy, . . .	161,131	22,155	85	475	383	245	230	4	7	207	176	92
137	Bailieborough, . . .	71,952	15,510	61	282	261	159	123	2	4	145	116	31
198	Ballina, . . .	150,428	24,653	73	432	311	214	218	1	2	157	154	131
183, 207	Ballinasloe, . . .	160,629	19,270	60	344	328	178	166	4	2	166	162	16
199	Ballinrobe, . . .	147,144	21,238	67	424	387	213	211	.	1	143	144	137
124	Ballycastle, . . .	102,197	12,686	53	257	225	134	123	7	6	131	94	32
29, 49	Ballymahon, . . .	100,142	12,907	43	229	233	120	109	5	.	112	121	-4
125	Ballymena, . . .	161,162	53,082	248	1,118	901	563	555	25	32	416	485	217
126	Ballymoney, . . .	121,132	28,276	156	610	481	321	280	17	23	212	260	129
144, 162, 193	Ballyshannon, . . .	132,328	20,601	72	397	365	194	203	3	.	167	198	32
63	Ballyvaghan, . . .	71,658	3,920	27	80	51	48	32	2	1	28	23	29
4	Balrothery, . . .	84,072	18,116	75	335	321	174	161	5	6	179	142	14
1, 12, 58	Baltinglass, . . .	154,352	16,191	75	301	268	155	146	5	5	135	133	33
132, 151	Banbridge, . . .	125,150	42,451	215	904	808	465	439	20	17	373	435	96
72	Bandon, . . .	101,345	17,878	99	359	246	203	156	.	1	138	108	113
73	Bantry, . . .	106,854	13,457	56	309	160	173	136	2	3	85	75	149
138, 191	Bawnboy, . . .	104,696	18,460	67	316	216	161	155	.	1	120	96	100
127, 136, 155	Belfast, . . .	49,406	368,266	3,061	11,778	8,074	6,022	5,756	191	174	3,862	4,212	3,704
200	Belmullet, . . .	179,246	13,845	74	348	143	171	177	2	4	78	65	205
24, 104	Birr, . . .	220,672	25,332	98	462	351	243	210	4	4	182	169	111
105	Borrisokane, . . .	81,850	8,532	27	154	103	88	66	.	.	52	51	51
208, 213	Boyle, . . .	160,180	30,625	110	596	430	302	294	1	1	208	222	166
90	Cahersiveen, . . .	198,130	22,435	55	496	243	256	240	.	1	127	116	253
16, 109	Callan, . . .	104,011	13,805	43	294	238	138	156	5	5	130	108	56
2, 45	Carlow, . . .	199,042	34,438	151	672	545	338	334	10	10	291	251	127
171	Carrickmacross, . . .	65,651	15,544	81	381	311	197	184	1	5	159	152	70
195, 209	Carrick-on-Shannon, . . .	101,002	19,280	47	352	209	186	166	2	.	107	102	143
17, 110, 116	Carrick-on-Suir, . . .	112,632	17,763	75	371	321	191	180	9	5	174	147	50
111	Cashel, . . .	156,137	20,182	91	418	332	210	208	2	5	173	159	86
201	Castlebar, . . .	141,193	26,322	92	618	340	306	312	1	4	176	164	278
133, 172	Castleblayney, . . .	99,526	26,615	117	539	511	281	258	3	5	250	261	28
18	Castlecomer, . . .	57,820	10,114	43	204	186	113	91	4	1	97	89	18
176	Castleberg, . . .	91,786	11,789	52	232	188	112	120	2	3	99	89	44
210	Castlereagh, . . .	163,663	33,576	118	622	400	297	325	.	3	204	196	222
74	Castletown, . . .	73,445	11,178	36	284	119	139	145	1	.	58	61	165
139	Cavan, . . .	161,074	36,993	148	677	630	335	342	8	5	332	298	47
5, 13	Celbridge, . . .	79,931	14,225	55	278	223	136	142	.	.	116	107	55
202	Claremorris, . . .	110,790	25,820	84	544	346	294	250	.	.	188	158	198
184	Clifden, . . .	193,782	18,768	41	365	250	190	175	1	1	125	125	115
112	Clogheen, . . .	117,422	15,521	60	325	240	176	149	3	4	119	121	85
177	Clogher, . . .	89,284	14,316	73	295	303	155	140	8	4	153	150	-8
75	Clonakilty, . . .	80,465	19,158	164	361	276	177	184	2	4	125	151	85
163, 173	Clones, . . .	73,504	15,848	96	357	251	173	184	6	3	138	113	106
113, 117	Clonmel, . . .	87,708	18,726	94	399	351	217	182	13	6	165	186	48
167	Coleraine, . . .	118,786	29,917	158	704	515	353	351	10	23	230	285	189
178	Cookstown, . . .	96,720	23,615	115	487	430	247	240	12	7	207	223	57
140, 174	Cootehill, . . .	105,844	21,854	62	389	402	187	202	5	2	195	207	-13
76	Cork, . . .	169,732	133,173	848	3,165	2,623	1,616	1,549	25	33	1,305	1,318	542
64	Corrofin, . . .	61,382	4,803	11	84	66	40	44	.	.	32	34	18

MARRIAGES, BIRTHS, AND DEATHS, REGISTERED IN THE YEAR 1907.

SUPERINTENDENT REGISTRARS' DISTRICTS OR POOR LAW UNIONS, ARRANGED ALPHABETICALLY—*con.*

Number or Numbers of Union in preceding Abstract.	SUPERINTENDENT REGISTRARS' DISTRICTS OR POOR LAW UNIONS.	AREA in Statute Acres.	Population, 1901.	TOTAL.			BIRTHS.				DEATHS.		Excess of Births over Deaths.
				MARRIAGES.	BIRTHS.	DEATHS.	Including Illegitimate Births.		Illegitimate Births.		Males.	Females.	
							Males.	Females.	Males.	Females.			
96	Croom, . . .	83,324	10,806	44	201	185	99	102	4	6	86	99	16
50	Delvin, . . .	74,328	8,477	27	119	118	67	52	.	2	64	54	1
91	Dingle, . . .	126,459	18,274	56	470	204	240	230	2	.	94	110	266
145	Donegal, . . .	160,411	20,480	107	449	343	231	218	1	5	162	181	106
156	Downpatrick, . . .	147,446	38,869	210	846	772	425	421	28	14	370	402	74
33, 36	Drogheda, . . .	99,006	26,196	98	533	429	302	231	8	5	221	208	104
214	Dromore West, . . .	97,063	13,034	49	272	155	135	137	1	.	78	77	117
6, 9	Dublin, North, . . .	41,090	165,592	1,310	5,369	4,012	2,755	2,614	80	85	2,022	1,990	1,357
7, 10	Dublin, South, . . .	48,390	214,074	1,615	5,864	5,366	2,959	2,905	75	84	2,582	2,781	498
34	Dundalk, . . .	94,414	34,729	193	717	592	352	365	5	3	313	279	125
146	Dunfanaghy, . . .	125,678	15,781	106	423	255	225	198	1	2	130	125	168
179	Dungannon, . . .	110,217	32,563	135	646	644	343	303	6	6	311	333	2
118	Dungarvan, . . .	94,044	14,966	61	316	270	171	145	6	3	147	123	46
77	Dunmanway, . . .	103,917	13,321	48	287	195	161	126	2	4	100	95	92
37	Dunshaughlin, . . .	106,822	7,979	35	151	124	79	72	1	2	75	49	27
14, 25, 38	Edenderry, . . .	172,410	14,653	61	328	242	177	151	4	5	127	115	86
65	Ennis, . . .	112,752	19,772	124	421	335	195	226	3	5	168	167	86
54	Enniscorthy, . . .	193,251	31,259	154	624	538	304	320	14	11	252	286	86
141, 164	Enniskillen, . . .	197,615	31,140	113	586	512	296	290	5	10	249	263	74
66	Ennistimon, . . .	99,619	18,069	47	342	238	178	164	1	4	130	108	104
78	Fermoy, . . .	148,360	22,732	81	503	334	266	237	6	7	182	152	169
185	Galway, . . .	198,536	36,465	149	912	595	465	447	8	4	307	288	317
186	Glennamaddy, . . .	100,271	16,577	51	331	207	162	169	.	.	100	107	124
147	Glenties, . . .	257,474	33,191	145	809	417	423	386	2	3	197	220	392
55	Gorey, . . .	130,031	16,463	61	333	288	164	169	2	5	145	143	45
187	Gort, . . .	106,326	12,286	24	249	169	137	112	2	1	79	90	80
30, 51, 142	Granard, . . .	134,708	23,483	99	448	414	241	207	1	4	239	175	34
148	Inishowen, . . .	159,418	28,943	138	660	428	324	336	2	3	215	213	232
165, 180	Irvinestown, . . .	81,880	14,095	67	276	236	138	138	7	8	115	121	40
79	Kanturk, . . .	185,685	23,181	90	564	321	264	300	5	5	183	138	243
39	Kells, . . .	103,426	13,769	47	282	250	145	137	8	1	152	98	32
92	Kenmare, . . .	198,416	14,642	37	290	148	158	132	3	.	77	71	142
157	Kilkeel, . . .	81,834	19,131	95	387	262	206	181	5	4	125	137	125
19	Kilkenny, . . .	110,944	23,708	104	525	449	277	248	8	7	227	222	76
67	Killadysert, . . .	63,704	9,165	32	177	112	92	85	1	1	62	50	65
203	Killala, . . .	105,160	8,254	34	170	77	81	89	1	1	42	35	93
93	Killarney, . . .	251,430	37,096	172	825	510	451	374	6	4	278	232	315
119	Kilmacthomas, . . .	64,478	7,109	27	127	98	58	69	2	6	46	52	29
80, 97	Kilmallock, . . .	145,150	25,551	115	590	388	309	281	11	17	195	193	202
68	Kilrush, . . .	137,497	28,734	93	551	397	286	265	5	3	171	226	154
81	Kinsale, . . .	79,651	16,673	73	310	252	168	142	2	.	137	115	58
128	Larne, . . .	117,801	33,029	186	853	519	434	419	18	19	242	277	334
149	Letterkenny, . . .	101,245	13,080	57	265	262	128	137	3	3	135	126	3
168	Limavady, . . .	152,711	20,623	95	453	338	251	202	9	12	169	169	115
69, 98	Limerick, . . .	177,911	66,014	406	1,667	1,223	833	834	20	22	574	649	444
129, 158	Lisburn, . . .	119,041	46,463	231	1,077	1,029	535	542	17	23	533	496	48
120	Lismore, . . .	97,048	13,273	58	233	179	118	115	6	5	93	86	54
166	Lisnaskea, . . .	98,708	16,047	60	327	278	156	171	7	5	139	139	49
94, 99	Listowel, . . .	190,176	35,695	136	816	572	411	405	6	9	281	291	244
150, 169	Londonderry, . . .	144,120	63,505	367	1,587	1,119	782	805	21	30	537	582	468

MARRIAGES, BIRTHS, AND DEATHS, REGISTERED IN THE YEAR 1907.
 SUPERINTENDENT REGISTRARS' DISTRICTS OR POOR LAW UNIONS, ARRANGED ALPHABETICALLY—*con.*

Number or Numbers of Union in preceding Abstract.	SUPERINTENDENT REGISTRARS' DISTRICTS OR POOR LAW UNIONS.	AREA in Statute Acres.	Popula-tion, 1901.	TOTAL.			BIRTHS.				DEATHS.		Excess of Births over Deaths.
				MARRIAGES.	BIRTHS.	DEATHS.	Including Illegitimate Births.		Illegitimate Births.		Males.	Females.	
							Males.	Females.	Males.	Females.			
31	Longford,	110,073	22,312	87	413	301	212	201	.	2	162	142	139
188	Loughrea,	198,927	20,126	81	361	227	193	171	.	1	122	105	137
130, 134, 159	Lurgan,	79,913	53,718	323	1,351	1,016	701	653	31	33	506	510	338
82	Macroom,	179,168	22,993	81	487	275	251	236	1	4	137	138	212
170	Magherafelt,	156,719	38,902	167	756	691	401	352	15	21	351	343	62
85	Mallow,	149,565	20,726	76	505	339	244	261	5	8	180	159	166
196	Manorhamilton,	144,857	22,334	89	427	323	198	229	.	3	165	158	104
84	Middleton,	109,266	21,243	65	383	302	203	180	4	6	167	135	81
151	Millford,	111,334	20,259	69	486	354	236	250	3	6	173	161	152
85	Millstreet,	74,905	10,515	19	232	137	122	110	2	1	70	67	95
86, 100	Mitchelstown,	86,957	14,157	51	306	246	157	149	4	2	130	116	60
197	Mohill,	92,956	19,854	84	380	294	206	174	.	3	147	147	86
175	Monaghan,	125,132	28,301	123	516	542	270	246	2	2	281	261	—26
189	Mount Bellew,	102,401	15,919	43	259	199	111	145	.	.	104	95	60
26, 46	Mountmellick,	200,629	28,577	120	554	464	292	262	10	4	236	228	90
52	Mullingar,	208,601	27,947	112	548	491	279	269	2	4	264	227	57
15, 59	Naas,	216,188	34,012	157	846	547	445	401	8	4	288	259	299
40	Navan,	94,474	14,550	60	285	276	143	142	9	7	151	125	9
106	Nenagh,	183,088	24,932	95	439	329	228	211	1	7	165	164	110
101	Newcastle,	143,862	23,891	118	554	331	301	253	8	9	166	165	223
3, 20, 56	New Ross,	177,189	30,795	114	582	541	309	273	13	17	258	283	41
135, 160	Newry,	137,971	52,932	248	1,099	931	546	553	10	12	448	433	168
161	Newtownards,	93,885	41,920	256	1,097	739	544	533	35	28	330	409	358
41, 143	Oldcastle,	86,043	15,015	44	288	254	150	138	5	3	135	119	34
181	Omagh,	229,813	38,553	209	711	726	386	325	20	13	405	321	—15
190	Oughterard,	173,506	17,732	37	397	187	227	170	.	1	91	96	210
191	Portumna,	77,264	9,054	31	186	109	95	91	1	.	64	45	77
8, 60	Rathdown,	61,498	57,742	330	1,080	974	571	509	12	6	434	540	106
61	Rathdrum,	227,488	26,689	144	623	458	325	298	7	11	217	241	165
102	Rathkeale,	101,887	14,991	44	276	240	143	133	4	4	123	117	36
211	Roscommon,	114,345	15,164	59	267	223	161	106	1	1	108	115	44
27, 47, 107	Roscrea,	149,680	17,739	121	329	227	166	163	.	5	122	105	102
70	Scarriff,	86,633	10,445	36	224	145	110	114	3	.	68	77	79
62	Shillelagh,	83,074	8,916	37	172	137	87	85	2	3	75	62	35
87	Skibbereen,	115,025	25,195	108	494	337	259	235	1	.	179	153	157
88	Skull,	57,169	10,243	46	169	138	74	95	2	2	69	69	31
215	Sligo,	143,808	38,088	173	777	671	415	362	3	3	348	323	106
152, 182	Strabane,	190,095	35,859	174	854	573	456	398	17	22	273	300	281
153	Stranorlar,	121,151	13,707	54	250	253	117	133	2	4	131	122	—3
212	Strokestown,	90,339	15,560	50	251	245	128	123	2	.	129	116	6
204	Swineford,	151,560	44,162	229	1,159	614	580	579	.	2	308	306	545
21	Thomastown,	107,577	13,238	41	258	230	133	125	6	7	118	112	28
108	Thurles,	142,543	24,283	92	483	375	268	215	6	1	199	176	108
103, 114	Tipperary,	179,987	31,932	147	680	507	325	355	13	9	262	245	173
216	Tobercurry,	125,809	19,204	87	402	260	220	182	2	.	134	126	142
95	Tralee,	221,813	41,885	172	995	514	534	461	12	8	254	260	481
42	Trim,	119,520	13,973	55	278	260	133	145	1	3	152	108	18
192	Tuam,	191,264	30,924	102	624	378	347	277	6	.	185	193	246
71	Tulla,	86,428	9,834	31	168	124	83	85	4	.	63	61	44
28, 53	Tullamore,	155,395	23,388	111	453	353	239	214	4	3	182	171	100
22, 115	Urlingford,	77,643	8,657	28	206	141	107	99	1	7	72	69	65
23, 121	Waterford,	125,717	48,091	288	1,127	974	576	551	22	19	467	507	153
205	Westport,	347,819	34,672	133	876	443	440	436	1	1	232	211	433
57	Wexford,	126,301	32,839	183	762	575	389	373	15	17	272	303	187
89, 122	Youghal,	70,624	14,881	57	256	279	128	128	5	3	140	139	—23

BIRTHS AND DEATHS Registered in the Year 1907—REGISTRARS' DISTRICTS arranged by
COUNTIES and SUPERINTENDENT REGISTRARS' DISTRICTS.

REGISTRARS' DISTRICTS.	AREA in Statute Acres.	Popu- lation in 1901.	TOTAL.		BIRTHS.				DEATHS.		Excess of Births over Deaths.	
			BIRTHS.	DEATHS.	Including Illegitimate Births.		Illegitimate Births.		Males.	Females.		
					Males.	Females.	Males.	Females.				
I.—PROVINCE OF LEINSTER.												
Carlow Co.												
1. BALTINGLASS, S. R. DISTRICT, pt. of.												
No.												
1	Rathvilly,	33,393	4,486	93	59	51	42	2	.	34	25	34
2. CARLOW, part of.												
1	Bagenalstown,	16,855	3,538	73	43	31	42	1	1	23	20	30
2	Borris,	26,376	3,607	53	54	26	27	1	.	27	27	—1
3	Carlow, No. 1, W,	19,867	8,821	214	199	101	113	8	6	109	90	15
4	Clonegall,	14,787	1,782	32	15	19	13	.	1	8	7	17
5	Fennagh and Myshall	31,716	3,687	65	53	38	27	.	1	36	17	12
6	Leighlinbridge,	20,100	3,083	58	49	37	21	.	1	24	25	9
7	Tullow,	33,236	5,208	100	72	48	52	.	.	28	44	28
3. NEW ROSS, part of.												
1	St. Mullin's	25,094	3,536	70	51	39	31	2	3	24	27	19
Dublin Co.												
4. BALROTHERY.												
1	Balbriggan,	18,253	4,298	80	60	42	38	1	.	31	29	20
2	Holmpatrick, W,	7,127	2,896	67	76	38	29	3	5	41	35	—9
3	Kilsallaghan,	25,026	2,093	29	19	18	11	.	.	16	3	10
4	Lusk,	12,059	3,115	61	44	27	34	.	1	21	23	17
5	Malahide,	6,913	2,437	37	22	16	21	1	.	11	11	15
6	Swords,	14,694	3,307	61	100	33	28	.	.	59	41	—39
5. CELBRIDGE, part of.												
1	Lucan,	9,023	2,971	59	40	26	33	.	.	17	23	19
2	Rathcoole,	17,214	2,162	32	41	13	19	.	.	22	19	—9
6. DUBLIN, NORTH, part of.												
1	Blanchardstown and Castleknock,	13,180	7,212	64	50	31	33	1	.	31	19	14
2	Clontarf and Howth, No. 1, part of,	1,772	719	8	13	5	3	.	.	6	7	—5
3	Clontarf and Howth, No. 2,	3,341	2,930	64	43	31	33	1	.	22	21	21
4	Coolock and Drumcondra, No. 1, part of,	4,742	2,280	30	14	13	17	.	2	7	7	16
5	Coolock and Drumcondra, No. 2,	1,237	781	12	8	6	6	.	.	3	5	4
6	Finglas and Glasnevin, part of,	12,003	3,035	73	54	35	38	.	1	28	26	19
7. DUBLIN, SOUTH, part of.												
1	Clondalkin,	8,604	3,491	64	51	32	32	1	.	23	28	13
2	Crumlin,	2,666	3,854	118	64	54	64	.	1	25	39	51
3	Donnybrook,	1,954	26,186	561	537	279	282	.	.	255	282	24
4	Rathfarnham,	8,918	3,165	71	47	36	35	.	.	18	29	24
5	Rathmines,	1,714	32,602	588	743	327	261	1	1	336	407	—155
6	Tallaght,	21,408	2,773	51	46	24	27	.	1	16	30	5
8. RATHDOWN, part of.												
1	Blackrock and Stillorgan, No. 1,	959	8,217	107	86	51	56	1	.	29	57	21
2	„ „ No. 2,	3,092	4,311	94	58	54	40	.	1	31	27	36
3	Bray, No. 2,	4,614	1,761	32	27	15	17	.	.	14	13	5
4	Dundrum and Glencullen, No. 1,	4,564	4,597	76	61	42	34	.	.	22	39	15
5	„ „ No. 2,	7,256	1,675	45	21	23	22	.	.	8	13	24
6	Killiney, W,	5,047	7,108	146	185	77	69	5	3	88	97	—39
7	Kingstown, No. 1,	575	8,710	204	202	100	104	1	1	96	106	2
8	„ „ No. 2,	888	8,882	123	149	71	58	1	.	53	96	—20

NOTE.—The Registrars' Districts are subdivisions of the Unions or Superintendent Registrars' Districts, and are identical with the Dispensary Districts of the same names, except in a few instances. See note (*), pp. 4-5.
The letter W. denotes that the Registrar's District contains within its limits the Workhouse belonging to the Union or Superintendent Registrar's District.
Wherever the minus sign (—) is prefixed to the numbers given in the column headed "Excess of Births over Deaths," it denotes that the births instead of exceeding the deaths, were, in fact, less than the Deaths to the extent stated.

BIRTHS AND DEATHS Registered in the Year 1907—REGISTRARS' DISTRICTS arranged by
COUNTIES and SUPERINTENDENT REGISTRARS' DISTRICTS—continued.

REGISTRARS' DISTRICTS.	AREA in Statute Acres.	Popu- lation in 1901.	TOTAL.		BIRTHS.				DEATHS.		Excess of Births over Deaths.
			BIRTHS.	DEATHS.	Including Illegitimate Births.		Illegitimate Births.		Males.	Females.	
					Males.	Females.	Males.	Females.			
I.—PROVINCE OF LEINSTER—con.											
Dublin Co. Borough.											
No. 9. DUBLIN, NORTH, part of.											
1 Clontarf & Howth, No. 1, part of, .	968	4,650	98	51	53	15	.	.	25	26	47
2 Coolock & Drumcondra, No. 1, pt. of	1,192	9,825	217	187	122	125	.	.	91	96	60
3 Finglas & Glasnevin, part of, .	853	6,273	149	95	73	76	.	.	53	42	54
4 North City, No. 1, East, . . .	674	28,201	708	435	348	360	1	1	200	226	273
5 " " West, . . .	322	38,667	766	885	401	365	4	7	437	448	-119
6 " No. 2, . . .	232	29,970	2,354	591	1,210	1,144	42	48	297	294	1,763
7 " No. 3, W, . . .	574	31,049	796	1,586	427	369	31	26	813	773	-790
10. DUBLIN, SOUTH, part of.											
1 New Kilmainham, . . .	907	8,783	210	106	93	117	.	.	57	49	104
2 South City No. 1, W, . . .	926	37,877	1,066	1,784	550	516	25	34	881	903	-718
3 " No. 2, . . .	160	18,315	403	296	184	219	1	.	143	153	107
4 " No. 3, . . .	397	41,786	1,485	963	752	733	15	21	488	475	522
5 " No. 4, . . .	706	35,242	1,247	729	628	619	32	26	340	389	518
Kildare Co.											
11. ATHY, part of.											
1 Athy, W, . . .	30,509	6,466	132	173	63	69	2	4	97	76	-41
2 Castledermot, . . .	24,607	2,559	71	33	36	35	.	1	16	17	38
3 Fontstown, . . .	26,293	2,348	50	31	25	25	.	.	21	10	19
4 Monasterevin, . . .	31,702	4,819	105	57	55	50	2	2	30	27	48
12. BALTINGLASS, part of.											
1 Baltinglass, No. 2, . . .	17,153	2,030	32	28	13	19	.	1	13	15	4
13. CELBRIDGE, part of.											
1 Celbridge, W, . . .	16,793	3,008	62	68	28	34	.	.	37	31	-6
2 Kilcock, . . .	25,755	3,076	57	39	30	27	.	.	22	17	18
3 Maynooth, . . .	11,149	3,008	68	35	39	29	.	.	18	17	33
14. EDENDERRY, part of.											
1 Carbury, . . .	34,027	2,110	60	31	34	26	.	.	16	15	29
2 Johnstown, . . .	19,272	1,457	28	20	18	10	.	.	10	10	8
3 Rathangan, No. 1, . . .	16,136	1,676	34	36	19	15	.	.	17	19	-2
15. NAAS, part of.											
1 Ballymore Eustace, . . .	9,245	1,298	25	18	14	11	.	.	7	11	7
2 Clane and Timahoe, North, . . .	28,672	2,765	48	38	21	27	.	.	22	16	10
3 Kildcullen, . . .	27,591	4,200	83	58	45	38	.	1	30	28	25
4 Kildare, . . .	19,394	3,663	143	71	80	63	1	1	36	35	72
5 Naas and Carragh, W, . . .	24,459	5,632	142	149	73	69	3	1	85	64	-7
6 Newbridge, . . .	16,212	9,082	255	98	134	121	.	1	62	36	157
7 Rathmore, . . .	19,059	1,559	25	21	13	12	.	.	10	11	4
8. Robertstown and Kilmeage, . . .	20,469	2,810	81	50	44	37	2	.	20	30	31
Kilkenny Co.											
16. CALLAN, part of.											
1 Callan, W, . . .	31,839	4,618	102	118	38	64	1	3	68	50	-16
2 Kilmaganny, . . .	30,309	3,545	80	50	44	36	1	2	25	25	30
17. CARRICK-ON-SUIR, part of.											
1 Pilltown, . . .	32,120	4,466	75	79	44	31	1	.	39	40	-4
18. CASTLECOMER.											
1 Ballyragget, . . .	18,555	2,530	45	44	22	23	1	.	20	24	1
2 Castlecomer, W, . . .	39,265	7,584	159	142	91	68	3	1	77	65	17

BIRTHS AND DEATHS Registered in the Year 1907—REGISTRARS' DISTRICTS arranged by
COUNTIES and SUPERINTENDENT REGISTRARS' DISTRICTS—*continued.*

REGISTRARS' DISTRICTS.	AREA in Statute Acres.	Popu- lation in 1901.	TOTAL.		BIRTHS.				DEATHS.		Excess of Births over Deaths.
			BIRTHS.	DEATHS.	Including Illegitimate Births.		Illegitimate Births.		Males.	Females.	
					Males.	Females.	Males.	Females.			
I.—PROVINCE OF LEINSTER—<i>con.</i>											
No. 19. KILKENNY.											
1 Freshford,	18,382	2,272	45	23	21	24	.	.	14	9	22
2 Gowran,	22,388	3,121	64	53	30	34	.	1	25	28	11
3 Kilkenny, No. 1, W,	14,433	7,129	166	206	84	82	6	4	105	101	-40
4 „ No. 2,	13,982	7,188	187	108	109	78	2	2	52	56	79
5 Tiscoffin,	22,762	2,347	42	30	21	18	.	.	14	16	12
6 Tullaroan,	18,997	1,651	21	29	9	12	.	.	17	12	-8
20. NEW ROSS, part of.											
1 Dysartmoon,	28,355	3,716	67	40	34	33	.	.	21	19	27
21. THOMASTOWN.											
1 Graigue,	28,184	3,861	84	59	44	40	2	.	30	29	25
2 Inistioge,	25,186	2,683	40	45	24	16	.	1	22	23	-5
3 Knocktopher,	28,357	3,178	60	36	25	35	.	.	21	15	24
4 Thomastown, W,	25,850	3,516	74	90	40	31	4	6	45	45	-16
22. URLINGFORD, part of.											
1 Balleen,	22,486	1,958	39	28	25	14	.	.	13	15	11
2 Urlingford, W,	30,513	3,933	96	66	47	49	1	6	30	36	30
23. WATERFORD, part of.											
1 Kilmakevoge,	31,155	4,107	80	57	42	38	3	.	35	22	23
2 Ullid,	26,131	5,756	116	90	66	50	2	1	49	41	26
King's Co.											
24. BIRR, part of.											
1 Banagher,	40,136	5,067	81	73	46	35	.	.	35	38	8
2 Birr, W,	11,333	6,310	156	135	74	82	4	3	77	58	21
3 Ferbane,	62,637	6,056	119	68	65	54	.	.	39	29	51
4 Frankford,	28,672	2,437	29	25	15	14	.	.	7	18	4
5 Killyon,	17,102	1,449	15	15	6	9	.	.	8	7	.
6 Kinnitty	33,364	1,962	30	18	21	9	.	.	8	10	12
25 EDENDERRY, part of.											
1 Edenderry, W,	39,318	4,072	108	78	53	55	4	5	42	36	30
2 Rathangan, No. 2,	12,052	863	11	11	5	6	.	.	3	8	.
3 Rhode,	29,691	2,387	49	33	30	19	.	.	18	15	16
26. MOUNTMELLICK, part of.											
1 Clonygowan, No. 2,	24,548	2,797	67	25	39	28	1	.	8	17	42
27. ROSCREA, part of.											
1 Roscrea, No. 2,	18,212	1,694	26	11	12	14	.	1	6	5	15
2 Shinrone,	37,353	4,116	67	54	38	29	.	1	30	24	13
28. TULLAMORE, part of.											
1 Clara,	29,628	5,419	86	63	41	45	.	1	30	33	23
2 Killoughy,	42,900	4,364	79	58	45	34	.	.	28	30	21
3 Philipstown,	33,632	3,405	54	42	26	28	.	.	18	24	12
4 Tullamore, W,	32,685	7,789	180	153	97	83	3	1	86	67	27

BIRTHS AND DEATHS Registered in the Year 1907—REGISTRARS' DISTRICTS arranged by COUNTIES and SUPERINTENDENT REGISTRARS' DISTRICTS—*continued.*

REGISTRARS' DISTRICTS.	AREA in Statute Acres.	Popu- lation in 1901.	TOTAL.		BIRTHS.				DEATHS.		Excess of Births over Deaths
			BIRTHS.	DEATHS.	Including Illegitimate Births.		Illegitimate Births.		Males.	Females.	
					Males.	Females.	Males.	Females.			
I.—PROVINCE OF LEINSTER—<i>con.</i>											
Longford Co.											
No. 29. BALLYMAHON, part of.											
1 Abbeyshrule,	30,739	3,886	59	65	25	34	1	.	29	36	-6
2 Ballymahon, <i>W.</i> ,	38,994	5,592	106	116	61	45	4	.	56	60	-10
30. GRANARD, part of.											
1 Ballinallee,	22,146	3,871	82	56	41	41	.	.	27	29	26
2 Granard, <i>W.</i> ,	26,853	5,246	88	159	53	35	1	3	94	65	-71
3 Scrabby, No. 2,	14,496	3,415	65	56	39	26	.	.	26	30	9
4 Street, No. 2,	14,469	2,350	50	25	26	24	.	.	16	9	25
31. LONGFORD.											
1 Drumlish,	35,842	8,664	181	123	102	79	.	.	65	58	58
2 Killashee,	39,928	4,269	81	51	45	36	.	.	24	27	30
3 Longford, <i>W.</i> ,	34,303	9,379	181	130	95	86	.	2	73	57	51
Louth Co.											
32. ARDEE, part of.											
1 Ardee, <i>W.</i> ,	27,938	5,082	96	107	49	47	4	1	52	55	-11
2 Castlebellingham,	14,260	2,630	52	40	26	26	.	1	20	20	12
3 Collon, No. 1,	6,940	948	16	24	8	8	.	.	9	15	-8
4 Dunleer,	16,771	2,918	40	38	16	24	1	1	20	18	2
33. DROGHEDA, part of.											
1 Drogheda, No. 1,	5,143	4,882	102	66	61	41	.	.	30	36	36
2 ,, 2,	4,953	5,524	141	71	74	67	3	1	31	40	70
3 ,, 3, <i>W.</i> ,	12,539	5,362	126	145	66	60	3	3	82	63	-19
4 Termonfeekin,	19,223	3,745	52	54	32	20	.	1	33	21	-2
34. DUNDALK.											
1 Barronstown,	18,105	3,656	78	61	37	41	.	1	26	35	17
2 Carlingford,	19,925	5,892	97	92	45	52	.	.	47	45	5
3 Dromiskin,	21,186	4,210	61	70	21	40	.	1	38	32	-9
4 Dundalk, <i>W.</i> ,	17,269	17,688	441	319	233	208	5	1	173	146	122
5 Ravensdale,	17,929	3,283	40	50	16	24	.	.	29	21	-10
Meath Co.											
35. ARDEE, part of.											
1 Collon, No. 2,	6,498	656	12	9	7	5	.	.	5	4	3
2 Drumcondra,	23,811	2,392	56	30	27	29	.	.	16	14	26
36. DROGHEDA, part of.											
1 Duleek,	20,704	2,333	43	32	24	19	.	.	14	18	11
2 St. Mary's	15,000	2,070	33	31	25	8	2	.	17	14	2
3 Stamullen,	21,444	2,280	36	30	20	16	.	.	14	16	6
37. DUNSHAUGHLIN.											
1 Dunboyne,	39,850	2,699	44	38	23	21	.	.	21	17	6
2 Killeen,	29,984	2,463	43	28	23	20	.	.	16	12	15
3 Ratoath, <i>W.</i> ,	36,988	2,817	64	58	33	31	1	2	38	20	6

BIRTHS AND DEATHS Registered in the Year 1907—REGISTRARS' DISTRICTS arranged by
COUNTIES and SUPERINTENDENT REGISTRARS' DISTRICTS—*continued.*

REGISTRARS' DISTRICTS.	AREA in Statute Acres.	Popu- lation in 1901.	TOTAL.		BIRTHS.				DEATHS.		Excess of Births over Deaths.
			BIRTHS.	DEATHS.	Including Illegitimate Births.		Illegitimate Births.		Males.	Females.	
					Males.	Females.	Males.	Females.			
I.—PROVINCE OF LEINSTER—<i>con.</i>											
No. 38. EDENDERRY, part of.											
1 Ballyboggan,	21,914	2,088	38	33	18	20	.	.	21	12	5
39. KELLS.											
1 Kells, <i>W.</i> ,	27,067	4,914	131	112	68	63	7	1	66	46	19
2 Kilskeer,	25,910	2,711	50	36	25	25	.	.	22	14	14
3 Moynalty,	20,138	2,915	42	49	17	25	.	.	32	17	-7
4 Nobber,	30,281	3,199	59	53	35	21	1	.	32	21	6
40. NAVAN.											
1 Castletown,	29,802	3,052	38	42	18	20	.	.	20	22	-4
2 Navan, <i>W.</i> ,	37,102	8,739	195	191	102	93	8	7	107	84	4
3 Painestown,	27,570	2,759	52	43	23	29	1	.	21	19	9
41. OLDCASTLE, part of.											
1 Crossakeel,	19,371	1,635	24	22	11	13	.	.	10	12	2
2 Oldcastle, <i>W.</i> ,	24,751	3,772	83	100	33	50	3	3	55	45	-17
42. TRIM.											
1 Athboy,	37,048	4,538	102	67	50	52	.	1	40	27	35
2 Infield,	25,189	2,583	49	40	21	28	.	1	20	20	9
3 Summerhill,	30,711	2,909	52	42	27	25	.	.	25	17	10
4 Trim, <i>W.</i> ,	26,572	3,913	75	111	35	40	1	1	67	41	-36
Queen's Co.											
43. ABBEYLEIX.											
1 Abbeyleix, <i>W.</i> ,	18,885	3,593	73	90	31	42	.	2	43	47	-17
2 Ballinakill,	25,601	2,668	48	37	25	23	.	.	23	14	11
3 Ballyroan,	20,006	2,413	33	32	15	18	.	.	16	16	1
4 Castletown,	18,645	2,290	27	18	16	11	.	.	8	10	9
5 Durrow,	24,028	3,194	76	74	38	38	1	1	40	34	2
6 Rathdowney,	19,877	2,892	46	34	18	28	1	.	17	17	12
44. ATHY, part of.											
1 Ballylynan,	21,756	2,569	63	39	36	27	.	.	19	20	24
2 Stradbally,	26,264	3,394	54	50	30	24	.	.	24	26	4
45. CARLOW, part of.											
1 Ballickmoyler and Newtown,	29,671	3,861	61	51	34	30	.	.	34	17	13
2 Carlow, No. 2,	7,334	851	13	9	4	9	.	.	5	4	4
46. MOUNTMELICK, part of.											
1 Clonaslee,	36,336	3,000	46	43	23	23	.	.	18	25	3
2 Clonygowan, No. 1,	2,850	1,802	33	24	14	19	.	.	8	16	9
3 Coolrain,	28,965	1,467	31	15	12	19	.	.	10	5	16
4 Emo,	30,725	3,797	61	34	28	33	1	2	18	16	27
5 Maryborough,	23,758	6,106	130	147	71	59	.	.	82	65	-17
6 Mountmellick, <i>W.</i> ,	27,461	5,228	90	107	50	40	5	1	56	51	-17
7 Mountrath,	25,986	4,380	96	69	55	41	3	1	36	33	27
47. ROSCREA, part of.											
1 Borris-in-Ossory,	36,575	3,912	73	37	38	35	.	.	21	16	36

BIRTHS AND DEATHS Registered in the Year 1907—REGISTRARS' DISTRICTS arranged by
COUNTIES and SUPERINTENDENT REGISTRARS' DISTRICTS—continued.

REGISTRARS' DISTRICTS.	AREA in Statute Acres.	Popu- lation in 1901.	TOTAL.		BIRTHS.				DEATHS.		Excess of Births over Deaths.
			BIRTHS.	DEATHS.	Including Illegitimate Births.		Illegitimate Births.		Males.	Females.	
					Males.	Females.	Males.	Females.			
I.—PROVINCE OF LEINSTER—con.											
Westmeath Co.											
No. 48. ATHLONE, part of.											
1 Athlone, No. 1, W.,	10,990	7,904	214	152	113	101	3	3	90	62	62
2 Glassan,	24,675	3,600	57	34	40	17	1	.	16	18	23
3 Moate,	32,610	4,999	80	54	47	33	.	1	27	27	26
49. BALLYMAHON, part of.											
1 Ballymore,	30,409	3,429	64	52	31	30	.	.	27	25	12
50. DELVIN.											
1 Castlepollard,	23,522	3,360	59	46	32	27	.	.	23	23	13
2 Clonmellon,	23,133	2,574	32	40	19	13	.	.	23	17	-8
3 Delvin, W.,	27,673	2,543	28	32	16	12	.	2	18	14	-4
51. GRANARD, part of.											
1 Coole,	11,517	1,152	25	11	11	14	.	1	6	5	14
2 Finnea, No. 1,	9,888	1,031	20	18	15	5	.	.	12	6	2
3 Street, No. 1,	15,058	1,519	28	21	11	17	.	.	10	11	7
52. MULLINGAR.											
1 Ballynacarrigy,	34,562	3,608	66	52	34	32	.	.	21	31	14
2 Castletown Geoghegan,	35,223	3,117	67	46	38	29	.	.	26	20	21
3 Killucan,	25,977	3,302	66	51	27	39	.	.	22	29	15
4 Milltown,	27,492	2,374	45	38	20	25	.	1	20	18	7
5 Mullingar, W.,	31,791	8,504	208	224	109	99	2	3	127	97	-16
6 Multyfarnham,	22,374	2,363	34	29	21	13	.	.	20	9	5
7 Tyrrellspass,	31,182	3,479	62	51	30	32	.	.	28	23	11
53. TULLAMORE, part of.											
1 Kilbeggan,	16,550	2,411	54	37	30	24	1	1	20	17	17
Wexford Co.											
54. ENNISCORTHY.											
1 Clonroche,	35,282	4,377	85	72	52	33	.	2	36	36	13
2 Enniscorthy, W.,	35,783	10,781	243	248	106	137	13	6	118	130	-5
3 Ferns,	23,663	2,964	79	52	41	38	.	1	27	25	27
4 Killann,	34,378	3,653	70	45	36	34	.	.	25	20	25
5 Newtownbarry,	27,663	4,047	64	31	26	38	1	1	12	19	33
6 Oulart,	36,482	5,437	83	90	43	40	.	1	34	56	-7
55. GOREY.											
1 Camolin,	33,371	3,455	70	61	38	32	.	.	29	32	9
2 Coolgreany,	30,009	2,862	65	44	32	33	.	.	23	21	21
3 Gorey, W.,	31,578	6,015	124	127	57	67	2	4	61	66	-3
4 Killenagh and Wells,	35,073	4,131	74	56	37	37	.	1	32	24	18
56. NEW ROSS, part of.											
1 Carrickbyrne,	36,092	4,457	93	96	50	40	3	.	44	52	-6
2 Fethard, No. 1,	18,226	3,334	39	53	24	15	2	2	23	30	-14
3 " 2,	16,135	3,249	48	44	20	28	.	2	16	28	4
4 New Ross, W.,	4,523	6,556	161	176	92	69	5	7	86	90	-15
5 Old Ross,	31,546	3,863	75	52	34	41	1	1	29	23	23
6 Templeudigan,	17,218	2,034	32	29	16	16	.	2	15	14	3

BIRTHS AND DEATHS Registered in the Year 1907—REGISTRARS' DISTRICTS arranged by
COUNTIES and SUPERINTENDENT REGISTRARS' DISTRICTS—*continued.*

REGISTRARS' DISTRICTS.	AREA in Statute Acres.	Popu- lation in 1901.	TOTAL.		BIRTHS.				DEATHS.		Excess of Births over Deaths.
			BIRTHS.	DEATHS.	Including Illegitimate Births.		Illegitimate Births.		Males.	Females.	
					Males.	Females.	Males.	Females.			
I.—PROVINCE OF LEINSTER—<i>con.</i>											
No. 57. WEXFORD.											
1 Bannow,	21,245	3,781	65	68	31	34	2	1	37	31	-3
2 Bridgetown,	28,262	5,062	83	69	45	38	.	3	31	38	14
3 Broadway,	21,611	3,982	88	48	46	42	1	3	18	30	40
4 Crossabeg,	16,172	2,817	51	41	22	29	.	2	20	21	10
5 Taghmon and Glynn,	25,688	3,328	65	56	35	30	2	.	29	27	9
6 Wexford, <i>W.</i> ,	10,323	13,869	410	293	210	200	10	8	137	156	117
Wicklow Co.											
58. BALTINGLASS, part of.											
1 Baltinglass, No. 1, <i>W.</i> ,	17,995	2,806	62	80	35	27	1	3	41	39	-18
2 Dunlavin,	43,834	3,815	67	59	35	32	.	1	30	29	8
3 Kiltegan,	41,977	3,054	47	42	21	26	2	.	17	25	5
59. NAAS, part of.											
1 Blessington,	51,087	3,033	44	44	21	23	2	.	16	28	.
60. RATHDOWN, part of.											
1 Bray, No. 1,	1,062	7,424	148	110	84	64	2	.	59	51	38
2 Delgany,	11,018	3,231	70	56	37	33	1	.	26	30	14
3 Powerscourt,	22,423	1,826	29	19	17	12	1	1	8	11	10
61. RATHDRUM.											
1 Annamoe,	59,601	2,296	34	20	22	12	.	.	8	12	14
2 Arklow,	17,342	6,379	146	101	74	72	.	.	42	59	45
3 Aughrim,	24,368	1,678	43	24	25	18	.	.	17	7	19
4 Dunganstown,	23,186	1,848	38	21	19	19	.	.	11	10	17
5 Newbridge,	17,767	2,259	50	42	27	23	.	.	21	21	8
6 Newcastle,	23,555	3,157	81	55	44	37	1	3	21	34	26
7 Rathdrum, <i>W.</i> ,	36,965	2,750	58	93	30	28	6	6	51	42	-35
8 Wicklow,	21,704	6,322	173	102	84	89	.	2	46	56	71
62. SHILLELAGH.											
1 Coolattin, <i>W.</i> ,	42,444	5,367	106	80	56	50	2	3	43	37	26
2 Tinahely,	40,630	3,579	66	57	31	35	.	.	32	25	9
II.—PROVINCE OF MUNSTER.											
Clare Co.											
63. BALLYVAGHAN.											
1 Ballyvaghan, <i>W.</i> ,	71,658	3,920	80	51	48	32	2	1	28	23	29
64. CORROFIN.											
1 Corrofin, <i>W.</i> ,	61,382	4,803	84	66	40	44	.	.	32	34	18
65. ENNIS.											
1 Crusheen,	24,835	2,678	51	24	23	28	.	.	13	11	27
2 Ennis, No. 1, <i>W.</i> ,	7,639	7,365	171	191	76	95	3	3	91	100	-20
3 " " 2,	17,629	2,493	38	26	18	20	.	.	19	7	12
4 Killaniv,	33,221	3,672	84	39	46	38	.	.	20	19	45
5 Newmarket,	29,428	3,564	77	55	32	45	.	2	25	30	22

BIRTHS AND DEATHS Registered in the Year 1907—REGISTRARS' DISTRICTS arranged by
COUNTIES and SUPERINTENDENT REGISTRARS' DISTRICTS—continued.

REGISTRARS' DISTRICTS.	AREA in Statute Acres.	Popu- lation in 1901.	TOTAL.		BIRTHS.				DEATHS.		Excess of Births over Deaths.
			BIRTHS.	DEATHS.	Including Illegitimate Births.		Illegitimate Births.		Males.	Females.	
					Males.	Females.	Males.	Females.			
II.—PROVINCE OF MUNSTER—con.											
No. 66. ENNISTIMON.											
1 Ennistimon, W.,	33,907	6,575	144	126	70	74	1	3	67	59	18
2 Milltown Malbay,	35,303	6,607	121	77	71	50	.	1	47	30	44
3 Roadford,	30,409	4,887	77	35	37	40	.	.	16	19	42
67. KILLADYSERT.											
1 Ballynacally, W.,	37,655	5,310	105	74	49	56	1	.	41	33	31
2 Labasheeda	26,049	3,855	72	38	43	29	.	1	21	17	34
68. KILRUSH.											
1 Carrigaholt,	22,791	3,723	65	71	35	30	.	.	26	45	-6
2 Craggaknock,	37,476	7,473	134	79	71	63	.	.	39	40	55
3 Kilkee,	24,622	5,675	123	66	65	58	1	1	32	34	57
4 Kilmihil,	31,927	4,771	101	72	46	55	.	.	27	45	29
5 Kilrush, W.,	20,678	7,092	128	109	69	59	4	2	47	62	19
69. LIMERICK, part of											
1 Bridgetown,	41,177	4,440	89	59	46	43	.	.	26	33	30
2 Coolacasey,	27,482	3,152	60	46	29	31	.	.	20	26	14
70. SCARRIFF.											
1 Annacarriga,	19,381	2,995	49	41	26	23	1	.	15	26	8
2 Feakle,	34,848	3,764	85	34	39	46	.	.	16	18	51
3 Mountshannon, W.,	32,404	3,686	90	70	45	45	2	.	37	33	20
71. TULLA.											
1 Kilkishen,	21,294	2,807	59	31	29	30	4	.	13	18	28
2 Quin,	25,519	2,563	39	23	22	17	.	.	14	9	16
3 Tulla, W.,	39,615	4,464	70	70	32	38	.	.	36	34	.
Cork Co. and Co. Borough.											
72. BANDON.											
1 Bandon, W.,	21,143	7,266	157	117	98	59	.	.	61	56	40
2 Inishannon,	17,108	2,492	49	33	23	26	.	.	17	16	16
3 Kilbrittain,	16,094	2,136	33	29	16	17	.	.	19	10	4
4 Murragh,	22,402	2,949	64	38	37	27	.	1	22	16	26
5 Templemartin,	24,598	3,035	56	29	29	27	.	.	19	10	27
73. BANTRY.											
1 Bantry, W.,	24,399	5,818	136	88	70	66	2	3	49	39	48
2 Durrus and Kilcrohane,	24,139	3,215	62	18	40	22	.	.	6	12	44
3 Glengarriff,	27,639	2,494	62	32	31	28	.	.	15	17	30
4 Kealkill,	30,677	1,930	49	22	29	20	.	.	15	7	27
74. CASTLETOWN.											
1 Castletown, W.,	39,623	6,069	137	65	74	63	1	.	30	35	72
2 Kilcatherine,	33,822	5,109	147	54	65	82	.	.	28	26	93
75. CLONAKILTY.											
1 Clonakilty, W.,	28,603	7,167	156	121	77	79	2	4	64	57	35
2 Rosscarbery,	27,353	6,075	97	67	45	52	.	.	24	43	30
3 Timoleague,	24,509	5,916	108	88	55	53	.	.	37	51	20

BIRTHS AND DEATHS Registered in the Year 1907—REGISTRARS' DISTRICTS arranged by
COUNTIES and SUPERINTENDENT REGISTRARS' DISTRICTS—continued.

REGISTRARS' DISTRICTS.	AREA in Statute Acres.	Popu- lation in 1901.	TOTAL.		BIRTHS.				DEATHS.		Excess of Births over Deaths.
			BIRTHS.	DEATHS.	Including Illegitimate Births.		Illegitimate Births.		Males.	Females.	
					Males.	Females.	Males.	Females.			
II.—PROVINCE OF MUNSTER—con.											
No. 76. CORK.											
1 Ballincollig,	17,718	3,676	80	41	37	43	.	.	21	20	39
2 Ballygarvan,	13,928	1,751	29	22	17	12	.	.	11	11	7
3 Blarney,	22,448	3,559	56	47	25	31	.	.	19	28	9
4 Carrigaline, No. 1,	6,090	1,933	30	38	19	11	.	1	16	22	-8
5 „ No. 2,	2,763	3,385	61	47	36	25	.	.	25	22	14
6 Carrignavar,	22,605	2,191	39	17	16	23	.	.	9	8	22
7 Cork, Rural, No. 1, W.,	2,836	8,893	226	613	104	122	20	27	321	322	-17
8 „ No. 2,	8,708	8,906	159	188	94	65	1	.	90	98	-29
9 Cork, Urban, No. 1,	2,266	12,867	290	253	153	137	.	.	127	126	37
10 „ No. 2,		10,701	271	188	146	125	.	1	90	98	83
11 „ No. 3,		9,978	236	143	119	117	.	.	73	70	93
12 „ No. 4,		8,666	183	183	96	87	.	.	96	87	.
13 „ No. 5,		6,592	127	91	58	69	.	1	41	50	36
14 „ No. 6,		10,702	496	137	254	242	3	.	69	68	359
15 „ No. 7,		16,616	395	274	193	202	1	1	136	138	121
16 Douglas,	10,082	2,825	39	34	19	20	.	1	14	20	5
17 Dripsey,	18,230	2,997	53	44	37	16	.	.	20	24	9
18 Queenstown, No. 1,	7,013	3,161	75	44	30	45	.	1	26	18	31
19 „ No. 2,		8,549	196	111	107	89	.	.	59	52	85
20 Riverstown,	19,728	3,079	72	35	29	43	.	.	22	13	37
21 Whitechurch,	15,317	3,136	52	43	27	25	.	.	20	23	9
77. DUNMANWAY.											
1 Ballineen,	28,192	4,429	105	54	57	48	.	.	26	28	51
2 Coolmountain,	46,842	4,238	88	49	51	37	2	.	24	25	39
3 Dunmanway, W.,	28,883	4,654	94	92	53	41	.	4	50	42	2
78. FERMOY.											
1 Ballyhooly,	32,026	3,696	78	49	39	39	1	.	25	24	29
2 Ballynoe,	33,150	3,160	57	44	30	27	.	.	25	19	13
3 Fermoy, W.,	19,029	8,691	232	146	124	108	4	7	85	61	86
4 Kilworth,	31,652	4,259	92	53	52	40	1	.	24	29	39
5 Rathcormack,	32,503	2,926	44	42	21	23	.	.	23	19	2
79. KANTURK.											
1 Boherboy,	35,152	5,212	120	50	48	72	.	.	26	24	70
2 Kanturk, W.,	47,821	7,022	177	147	86	91	3	5	87	60	30
3 Milford,	40,053	4,637	113	59	52	61	1	.	31	28	54
4 Newmarket,	62,659	6,310	154	65	78	76	1	.	39	26	89
80. KILMALLOCK, part of.											
1 Charleville,	19,384	4,121	102	34	48	54	1	2	19	15	68
81. KINSALE.											
1 Ballyfeard,	19,455	2,259	42	31	21	21	.	.	19	12	11
2 Ballymartle,	19,112	1,821	27	21	16	11	.	.	13	8	6
3 Carrigaline,	15,078	3,091	58	43	27	31	.	.	17	26	15
4 Courceys,	13,495	2,287	42	22	21	21	.	.	15	7	20
5 Kinsale, W.,	12,511	7,215	141	135	83	58	2	.	73	62	6
82. MACROOM.											
1 Cannaway,	26,643	3,092	68	37	37	31	1	.	21	16	31
2 Clonmoyle,	35,354	4,695	79	47	43	36	.	.	26	21	32
3 Inchigeelagh,	32,257	3,555	70	37	34	36	.	.	20	17	33
4 Macroom, W.,	39,416	6,850	154	115	72	82	.	3	51	64	39
5 Elieveragh,	45,438	4,806	116	39	65	51	.	1	19	20	77

BIRTHS AND DEATHS Registered in the Year 1907—REGISTRARS' DISTRICTS arranged by COUNTIES and SUPERINTENDENT REGISTRARS' DISTRICTS—*continued.*

REGISTRARS' DISTRICTS.	AREA in Statute Acres.	Popu- lation in 1901.	TOTAL.		BIRTHS.				DEATHS.		Excess of Births over Deaths.
			BIRTHS.	DEATHS.	Including Illegitimate Births.		Illegitimate Births.		Males.	Females.	
					Males.	Females.	Males.	Females.			
II.—PROVINCE OF MUNSTER—<i>con.</i>											
No. 83. MALLOW.											
1 Ballyclogh,	16,904	1,597	36	17	11	22	.	.	10	7	19
2 Buttevant,	28,981	4,063	124	61	64	60	1	1	31	30	63
3 Doneraile,	29,783	3,130	68	44	32	36	.	.	21	33	21
4 Kilshannig,	37,650	4,097	80	48	40	40	.	.	22	26	32
5 Mallow, <i>W.</i> ,	12,780	5,772	156	135	81	75	4	7	77	58	21
6 Rahan,	23,467	2,157	41	34	13	28	.	.	19	15	7
84. MIDDLETON.											
1 Aghada,	19,046	4,485	74	46	34	40	.	.	26	20	28
2 Castlemartyr,	20,583	2,697	42	32	28	14	2	.	19	13	10
3 Cloyne,	16,027	4,248	66	40	40	26	.	.	23	17	26
4 Middleton, No. 1, <i>W.</i> ,	9,976	5,200	169	133	51	58	2	6	71	62	—24
5 „ No. 2,	17,473	2,430	48	25	26	22	.	.	16	9	23
6 Walshstownmore, East,	26,161	2,183	44	26	24	20	.	.	12	14	18
85. MILLSTREET.											
1 Cullen,	28,393	4,617	113	63	59	54	1	.	32	31	50
2 Millstreet, <i>W.</i> ,	46,512	5,898	119	74	63	56	1	1	38	36	45
86. MITCHELSTOWN, part of.											
1 Kildorrery,	24,532	3,503	75	53	33	42	.	.	27	26	22
2 Mitchelstown, No. 1, <i>W.</i> ,	23,874	5,153	125	126	67	58	1	2	66	60	—1
87. SKIBBEREEN.											
1 Dromdaleague,	43,125	6,098	148	80	74	74	.	.	40	40	68
2 Skibbereen, <i>W.</i> ,	23,627	6,909	108	127	56	52	1	.	65	62	—19
3 Tullagh,	20,980	5,749	90	41	49	41	.	.	25	16	49
4 Unionhall,	27,293	6,439	148	89	80	68	.	.	49	40	59
88. SKULL.											
1 Goleen,	22,888	3,946	68	53	25	43	.	.	24	29	15
2 Skull, <i>W.</i> ,	34,281	6,297	101	85	49	52	2	2	45	40	16
89. YOUGHAL, part of.											
1 Killeagh,	31,808	4,248	66	45	27	39	1	.	25	20	21
2 Youghal, <i>W.</i> ,	4,831	5,915	118	173	62	56	4	2	76	97	—55
Kerry Co.											
90. CAHERSIVEEN.											
1 Caher, <i>W.</i> ,	47,051	6,401	124	61	61	63	.	.	26	35	63
2 Darrynane,	24,884	3,205	60	49	31	29	.	.	30	19	11
3 Emlagh,	65,384	6,174	141	37	81	60	.	.	14	23	104
4 Glanbehy,	50,162	3,962	123	63	56	67	.	1	32	31	60
5 Valencia,	10,649	2,693	48	33	27	21	.	.	25	8	15
91. DINGLE.											
1 Anascaul,	28,548	3,087	72	36	39	33	.	.	21	15	36
2 Castlegregory,	41,383	4,783	115	56	52	63	.	.	17	39	59
3 Dingle <i>W.</i> ,	23,049	4,927	132	78	64	68	2	.	39	39	54
4 Ventry,	33,479	5,477	151	34	85	66	.	.	17	17	117

BIRTHS AND DEATHS Registered in the Year 1907—REGISTRARS' DISTRICTS arranged by
COUNTIES and SUPERINTENDENT REGISTRARS' DISTRICTS—continued.

REGISTRARS' DISTRICTS.	AREA in Statute Acres.	Popu- lation in 1901.	TOTAL.		BIRTHS.				DEATHS.		Excess of Births over Deaths.
			BIRTHS.	DEATHS.	Including Illegitimate Births.		Illegitimate Births.		Males.	Females.	
					Males.	Females.	Males.	Females.			
II.—PROVINCE OF MUNSTER—con.											
No. 92. KENMARE.											
1 Kenmare, W.,	31,715	3,775	70	49	43	27	2	.	26	23	21
2 Kilgarvan,	52,426	3,212	77	27	38	39	.	.	17	10	50
3 Sneem,	58,469	4,504	85	46	46	39	1	.	25	21	39
4 Tuosist,	55,806	3,151	58	26	31	27	.	.	9	17	32
93. KILLARNEY.											
1 Coom,	45,452	6,771	179	75	88	91	.	.	37	38	104
2 Killarney, No. 1, W.,	36,024	5,421	117	197	61	56	4	4	101	96	-80
3 „ No. 2	52,248	5,656	122	55	79	43	.	.	30	25	67
4 Killorglin,	53,849	8,861	168	67	91	77	2	.	38	29	101
5 Milltown,	25,090	4,679	108	55	56	52	.	.	35	20	53
6 Molahiffe,	38,767	5,708	131	61	76	55	.	.	37	24	70
94. LISTOWEL, part of.											
1 Ballybunion,	19,642	3,880	70	52	32	38	1	.	26	26	18
2 Ballyduff,	22,770	5,109	119	52	64	55	.	2	27	25	67
3 Ballyhorgan,	38,139	5,176	115	56	60	55	3	.	28	28	59
4 Ballylongford,	27,669	4,240	81	66	42	39	.	.	34	32	15
5 Listowel, W.,	34,003	8,448	209	197	101	108	1	7	97	100	12
6 Tarbert,	23,281	4,541	119	62	64	55	1	.	30	32	57
95. TRALEE.											
1 Ardferf,	38,606	7,900	150	55	82	68	.	.	27	28	95
2 Brosna, No. 1,	31,025	4,193	102	41	58	44	.	2	20	21	61
3 „ No. 2,	34,764	3,390	64	20	27	37	.	1	11	9	41
4 Castleisland,	30,959	4,853	120	65	82	38	2	.	38	27	55
5 Castlemaine,	18,264	2,486	70	40	38	32	.	.	16	24	30
6 Kilgobban,	10,420	819	23	10	13	10	.	.	8	2	13
7 Tralee, No. 1, W.,	35,839	9,249	235	175	126	109	10	4	86	89	60
8 „ No. 2,	21,936	9,895	231	108	108	123	.	1	48	60	123
Limerick Co. and Co. Borough.											
96. CROOM.											
1 Adare,	25,251	2,992	48	26	27	21	1	.	13	13	22
2 Castletown,	28,162	3,749	62	55	31	31	.	3	23	32	7
3 Croom, W.,	29,911	4,065	91	104	41	50	3	3	50	54	-13
97. KILMALLOCK, part of.											
1 Bruff,	20,721	3,737	77	43	34	43	.	.	25	18	34
2 Bruree,	23,029	2,671	48	32	30	18	1	.	12	20	16
3 Hospital,	18,926	4,355	100	40	55	45	.	1	14	26	60
4 Kilfinnane,	37,490	5,855	116	95	62	54	.	2	40	55	21
5 Kilmallock, W.,	25,600	4,812	147	144	80	67	9	12	85	59	3
98. LIMERICK, part of.											
1 Annacotty,	22,273	4,308	83	46	44	39	.	1	21	25	37
2 Caherconlish,	27,543	4,017	91	56	49	45	.	1	27	29	38
3 Clarina,	22,880	3,696	59	33	26	33	.	.	14	19	26
4 Limerick, No. 1,	1,338	12,305	258	179	129	129	.	.	90	89	79
5 „ No. 2,	172	10,641	520	166	269	251	1	.	68	98	354
6 „ No. 3,	599	15,205	300	213	136	164	.	3	89	124	87
7 Limerick, Rural, W.,	6,400	4,243	114	371	57	57	19	17	191	180	-257
8 Moree,	28,947	4,097	90	54	48	42	.	.	28	26	36
99. LISTOWEL, part of.											
1 Glin,	24,672	4,301	103	87	48	55	.	.	39	48	16

BIRTHS AND DEATHS Registered in the Year 1907—REGISTRARS' DISTRICTS arranged by
COUNTIES and SUPERINTENDENT REGISTRARS' DISTRICTS—continued.

REGISTRARS' DISTRICTS.	AREA in Statute Acres.	Popu- lation in 1901.	TOTAL.		BIRTHS.				DEATHS.		Excess of Births over Deaths.	
			BIRTHS.	DEATHS.	Including Illegitimate Births.		Illegitimate Births.		Males.	Females.		
					Males.	Females.	Males.	Females.				
II.—PROVINCE OF MUNSTER—con.												
100. MITCHELSTOWN, part of.												
No.												
1	Galbally,	25,593	4,296	82	51	40	42	2	.	26	25	31
2	Mitchelstown, No. 2,	12,958	1,205	24	16	17	7	1	.	11	5	8
101. NEWCASTLE.												
1	Abbeyfeale,	37,724	7,430	201	100	101	100	2	3	44	56	101
2	Ardagh,	30,173	4,222	95	53	52	43	1	1	27	26	42
3	Broadford,	37,156	4,712	107	46	59	48	.	.	22	24	61
4	Feenagh,	20,913	2,879	54	34	31	23	1	.	15	19	20
5	Newcastle, W.,	17,896	4,618	97	98	58	39	4	5	58	40	-1
102. RATHKEALE.												
1	Askeaton,	22,183	2,820	45	36	21	24	1	.	19	17	9
2	Pallaskerry,	19,911	2,794	42	39	18	24	.	.	17	22	3
3	Rathkeale, No. 1, W.,	14,436	3,354	89	98	55	34	3	4	51	47	-9
4	„ No. 2,	23,368	2,408	32	32	17	15	.	.	18	14	.
5	Shanagolden,	21,956	3,615	68	35	32	36	.	.	18	17	33
103. TIPPERARY, part of.												
1	Grean,	35,659	6,756	152	97	75	77	1	1	49	48	55
Tipperary Co. N.R.												
104. BIRR, part of.												
1	Riverstown,	27,128	2,051	32	17	16	16	.	1	8	9	15
105. BORRISOKANE.												
1	Borrisokane, W.,	27,453	3,358	66	47	42	24	.	.	19	28	19
2	CloghJordan,	26,962	2,690	51	32	31	20	.	.	22	10	19
3	Terryglass,	27,435	2,484	37	24	15	22	.	.	11	13	13
106. NENAGH.												
1	Nenagh, W.,	35,509	8,308	158	148	80	78	1	7	83	65	10
2	Newport,	44,900	5,253	96	69	50	46	.	.	32	37	27
3	Portroe,	30,435	3,948	64	37	35	29	.	.	23	14	27
4	Silvermines,	30,740	3,087	47	37	22	25	.	.	13	24	10
5	Toomyvara,	41,504	4,336	74	38	41	33	.	.	14	24	36
107. ROSCREA, part of.												
1	Bourney,	35,751	3,127	54	34	25	29	.	.	14	20	20
2	Roscrea, No. 1, W.,	21,789	4,890	109	91	53	56	.	3	51	40	18
108. THURLES.												
1	Borrisoleigh,	32,064	4,922	83	64	44	39	.	.	30	34	19
2	Holycross,	19,579	2,688	39	29	29	10	.	.	14	15	10
3	Littleton,	31,958	3,146	75	44	41	34	.	.	22	22	31
4	Moyne,	25,730	3,087	57	45	34	23	1	.	30	15	12
5	Templemore,	12,722	3,809	80	42	40	40	1	1	21	21	38
6	Thurles, W.,	20,490	6,631	149	151	80	69	4	.	82	69	-2
Tipperary Co. S.R.												
109. CALLAN, part of.												
1	Ballingarry,	20,379	3,100	62	34	30	32	2	.	21	13	28
2	Mullinahone,	21,484	2,542	50	36	26	24	1	.	16	20	14
110. CARRICK-ON-SUIR, part of.												
1	Carrick-on-Suir, W.,	6,085	5,841	161	134	82	82	5	5	82	62	30
2	Garrangibbon,	19,974	2,243	36	34	22	14	.	.	13	21	2
111. CASHEL.												
1	Cashel, W.,	32,520	5,797	121	157	60	61	2	3	83	74	-36
2	Fethard,	29,670	3,885	85	49	39	46	.	1	25	24	36
3	Killenaule,	28,512	3,357	69	52	34	35	.	.	27	25	17
4	Kilpatrick,	31,481	3,895	82	50	44	38	.	1	23	27	32
5	Tullamain,	33,954	3,248	61	24	33	28	.	.	15	9	37

BIRTHS AND DEATHS Registered in the Year 1907—REGISTRARS' DISTRICTS arranged by
COUNTIES and SUPERINTENDENT REGISTRARS' DISTRICTS—*continued.*

REGISTRARS' DISTRICTS.	AREA in Statute Acres.	Popu- lation in 1901.	TOTAL.		BIRTHS.				DEATHS.		Excess of Births over Deaths.
			BIRTHS.	DEATHS.	Including Illegitimate Births.		Illegitimate Births.		Males.	Females.	
					Males.	Females.	Males.	Females.			
II.—PROVINCE OF MUNSTER—<i>con.</i>											
No. 112. CLOGHEEN.											
1 Ardfinnan,	41,555	4,160	89	51	46	43	.	1	26	25	38
2 Caher,	33,699	5,732	116	81	60	56	.	.	39	42	35
3 Clogheen, <i>W.</i> ,	42,168	5,329	120	108	70	50	3	3	54	54	12
113. CLONMEL, part of.											
1 Clonmel, <i>W.</i> ,	6,767	11,023	256	254	135	121	12	5	115	139	2
2 Kilsheelan, No. 1,	17,432	1,671	24	21	16	8	.	.	12	9	3
3 Kiltinan,	11,139	894	29	10	20	9	1	.	4	6	19
4 Marlfield,	11,897	1,458	24	18	12	12	.	.	9	9	6
114. TIPPERARY, part of.											
1 Bansha,	41,772	3,931	85	71	44	41	1	1	37	34	14
2 Cappagh,	32,606	4,415	93	52	36	57	.	.	24	28	41
3 Emly,	24,663	4,559	58	38	27	31	.	.	16	22	20
4 Golden,	22,679	2,368	55	39	28	27	.	.	18	21	16
5 Tipperary, <i>W.</i> ,	22,608	9,903	237	210	115	122	11	7	118	92	27
115. URLINGFORD, part of.											
1 Kileoaly,	24,644	2,766	71	47	35	36	.	1	29	18	24
Waterford Co. and Co. Borough.											
116. CARRICK-ON-SUIR, part of.											
1 Carrickbeg,	6,248	710	9	17	5	4	.	.	11	6	-8
2 Portlaw,	11,198	1,942	39	36	13	26	1	.	19	17	3
3 Rathgormuck,	37,907	2,561	48	21	25	23	2	.	10	11	27
117. CLONMEL, part of.											
1 Ballymacarby,	15,967	1,649	28	23	13	15	.	.	14	9	5
2 Kilsheelan, No. 2,	12,191	738	15	13	6	9	.	1	6	7	2
3 St. Mary's	12,315	1,293	23	12	15	8	.	.	5	7	11
118. BUNGARVAN.											
1 Dungarvan, <i>W.</i> ,	23,441	7,110	175	160	96	79	5	3	86	74	15
2 Ringville,	22,477	2,383	43	31	22	21	.	.	16	15	12
3 Seskinan,	30,493	2,549	46	46	22	21	1	.	22	24	.
4 Whitechurch,	17,633	2,624	52	33	31	21	.	.	23	10	19
119. KILMATHOMAS.											
1 Bunmahon,	23,639	2,922	52	27	19	33	.	3	14	13	25
2 Kilmacthomas, <i>W.</i> ,	40,839	4,187	75	71	39	36	2	3	32	39	4
120. LISMORE.											
1 Ballyduff,	28,714	2,653	70	24	30	40	1	.	11	13	46
2 Cappoquin,	26,210	3,812	59	45	33	26	.	.	20	25	14
3 Lismore, <i>W.</i> ,	26,021	4,143	69	81	36	33	5	5	48	33	-12
4 Tallow,	16,103	2,635	35	29	19	16	.	.	14	15	6
121. WATERFORD, part of.											
1 Kilmeadan,	19,210	2,304	35	19	21	14	.	.	11	8	16
2 Tramore,	13,135	3,328	58	72	21	37	.	.	25	47	-14
3 Waterford, Rural, No. 1,	13,654	756	20	10	11	9	.	.	6	4	10
4 ,, Rural, No. 2,		1,041	19	9	9	10	.	.	5	4	10
5 ,, Urban, No. 1, <i>W.</i> ,		14,794	354	454	179	175	15	16	213	241	-100
6 ,, Urban, No. 2,		1,435	11,975	359	218	181	178	.	.	100	118
7 Woodstown,	20,997	4,030	86	45	46	40	2	2	23	22	41
122. YOUGHAL, part of.											
1 Ardmore,	13,275	1,889	36	24	19	17	.	.	44	10	12
2 Clashmore,	23,710	2,829	36	37	20	16	.	1	25	12	-1

BIRTHS AND DEATHS Registered in the Year 1907—REGISTRARS' DISTRICTS arranged by COUNTIES and SUPERINTENDENT REGISTRARS' DISTRICTS—continued.

REGISTRARS' DISTRICTS.	AREA in Statute Acres.	Popu- lation in 1901.	TOTAL.		BIRTHS.				DEATHS.		Excess of Births over Deaths.	
			BIRTHS.	DEATHS.	Including Illegitimate Births.		Illegitimate Births.		Males.	Females.		
					Males.	Females.	Males.	Females.				
III.—PROVINCE OF ULSTER.												
Antrim Co.												
123. ANTRIM.												
No.												
1	Antrim, W.,	14,579	5,356	126	135	63	63	4	7	66	69	-9
2	Connor,	21,610	3,636	71	48	36	35	2	3	26	22	23
3	Crumlin,	23,848	3,862	103	56	55	48	3	4	30	26	47
4	Doagh,	15,292	7,157	186	124	97	89	4	5	62	62	62
5	Randalstown,	20,625	5,329	104	86	49	55	1	1	32	54	18
6	Templepatrick,	21,173	4,132	105	66	51	51	2	1	28	38	39
124. BALLYCASTLE.												
1	Ballycastle, W.,	45,206	5,772	134	104	67	67	5	5	60	44	30
2	Croagh,	22,665	4,050	72	61	41	31	2	.	34	27	11
3	Cushendall,	34,326	2,364	51	60	26	25	.	1	37	23	-9
125. BALLYMENA.												
1	Ahoghill,	14,360	6,015	112	92	50	62	1	3	37	55	20
2	Ballymena, W.,	8,282	13,375	369	288	178	191	9	19	131	157	81
3	Broughshane,	30,066	5,077	87	71	50	37	1	.	33	38	16
4	Clogh,	26,925	5,277	106	90	55	51	5	2	48	42	16
5	Galgorm,	15,898	7,592	155	105	81	74	6	1	43	62	50
6	Glenwhirry,	32,711	4,846	91	68	44	47	.	1	35	33	23
7	Portglenone,	17,205	6,193	116	110	58	58	3	2	55	55	6
8	Toome,	15,715	4,707	82	77	47	35	.	4	34	43	5
126. BALLYMONEY.												
1	Ballymoney, W.,	21,031	7,624	193	135	94	99	4	8	56	79	58
2	Bushmills,	12,690	3,359	79	66	43	36	2	.	25	41	13
3	Castlequarter,	35,831	4,613	102	76	66	36	3	4	36	40	26
4	Dervock,	20,719	3,847	82	67	45	37	4	8	32	35	15
5	Dirraw,	26,972	6,181	95	95	44	51	4	.	45	50	.
6	Portrush,	3,889	2,622	59	42	29	30	.	3	18	24	17
127. BELFAST, part of.												
1	Belfast, Rural, No. 1,	3,398	5,326	146	125	63	83	1	2	51	71	21
2	" No. 2,	8,001	761	8	11	4	4	.	.	6	5	-3
3	" No. 3,	3,031	1,333	19	9	8	11	.	.	3	6	10
4	" No. 4,	7,657	3,621	87	50	44	43	4	3	22	28	37
128. LARNE.												
1	Ballycarry,	14,214	4,073	99	69	50	49	2	2	32	37	30
2	Ballynure,	20,307	3,851	97	43	54	43	.	4	20	23	54
3	Carrickfergus,	16,702	8,528	222	131	118	104	4	3	62	69	91
4	Glenarm,	30,836	4,685	96	76	53	43	1	1	39	37	20
5	Larne, W.,	30,366	11,358	332	188	155	177	11	8	83	105	144
6	Waterfoot,	5,376	534	7	12	4	3	.	1	6	6	-5
129. LISBURN, part of.												
1	Dunmurry,	8,953	5,512	177	94	93	84	3	1	45	49	83
2	Glenavy,	19,173	3,417	72	55	39	33	2	2	25	30	17
3	Knocknadona,	16,525	3,866	73	60	34	39	2	5	30	30	13
4	Lisburn, W.,	3,955	12,465	353	252	174	179	6	11	132	120	161
130. LURGAN, part of.												
1	Aghalee,	12,317	3,244	59	41	32	27	3	1	26	15	18
Armagh Co.												
131. ARMAGH.												
1	Armagh, W.,	13,764	12,693	352	246	181	171	8	8	131	115	106
2	Blackwatertown,	16,815	4,231	68	104	35	33	1	.	56	48	-36
3	Keady,	35,932	9,677	211	218	99	112	.	2	107	111	-7
4	Loughgall,	18,058	5,549	120	71	58	62	2	5	47	24	49
5	Markethill,	25,361	6,156	100	134	54	46	2	.	61	73	-34
6	Rich Hill,	16,888	4,618	87	90	42	45	3	.	38	52	-3
7	Tynan,	19,760	3,932	71	73	38	33	3	.	33	40	-2

BIRTHS AND DEATHS Registered in the Year 1907—REGISTRARS' DISTRICTS arranged by
COUNTIES AND SUPERINTENDENT REGISTRARS' DISTRICTS—continued.

REGISTRARS' DISTRICTS.	AREA in Statute Acres.	Popu- lation in 1901.	TOTAL.		BIRTHS.				DEATHS.		Excess of Births over Deaths.
			BIRTHS.	DEATHS.	Including Illegitimate Births.		Illegitimate Births.		Males.	Females.	
					Males.	Females.	Males.	Females.			
III.—PROVINCE OF ULSTER—con.											
132. BANBRIDGE, part of.											
No. 1 Tanderagee,	18,012	6,218	112	105	61	51	2	2	41	61	7
133. CASTLEBLAYNEY, part of.											
1 Crossmaglen, No. 1,	18,988	6,020	119	106	56	63	1	.	50	56	13
2 Newtownhamilton, No. 1,	16,777	4,277	81	60	43	38	.	1	28	32	21
134. LURGAN, part of.											
1 Lurgan, No. 1, W.,	6,690	14,325	436	375	213	223	14	18	189	186	61
2 „ No. 2,	7,777	3,483	67	68	30	37	2	1	30	38	-1
3 Portadown,	11,721	15,620	468	253	257	211	6	7	114	139	215
4 Tartaraghan,	14,145	6,024	89	105	52	37	2	2	46	50	-16
135. NEWRY, part of.											
1 Ballybot, W.,	5,136	2,374	65	137	42	23	2	2	59	78	-72
2 Forkill,	11,479	3,206	66	56	38	38	1	.	23	33	10
3 Meigh,	13,852	4,482	95	81	44	51	.	.	46	35	14
4 Mountnorris,	17,868	3,466	56	64	31	25	.	.	31	33	-8
5 Mullaghglass,	16,111	7,277	137	100	64	73	1	1	49	51	37
6 Poyntz Pass,	7,525	1,734	36	45	17	19	.	.	17	28	-9
Belfast Co. Borough.											
136. BELFAST, part of.											
1 Belfast, Urban, No. 1,	592	14,731	355	269	194	161	8	4	132	137	86
2 „ No. 2,	847	47,959	1,360	702	692	668	6	5	363	399	598
3 „ No. 3,	623	47,214	1,427	856	743	684	5	12	394	462	571
4 „ No. 4, W.,	1,094	40,911	1,622	1,966	805	817	115	103	996	970	-344
5 „ No. 5,	142	17,387	762	382	393	369	5	5	170	212	380
6 „ No. 6,	1,832	48,122	1,042	792	519	523	10	11	346	446	250
7 „ No. 7,	913	1,524	51	30	28	23	.	.	14	16	21
8 „ No. 8,	1,598	5,060	149	80	71	78	2	.	30	50	69
9 „ No. 9,	2,018	19,569	684	634	349	335	5	3	346	288	50
10 „ No. 10,	478	23,064	934	512	467	467	7	9	211	301	422
11 „ No. 11,	1,126	34,802	1,101	613	557	544	9	3	286	327	488
12 „ No. 12,	693	33,588	1,255	637	667	538	10	11	311	326	618
13 „ No. 13,	2,342	15,006	566	223	309	257	5	2	113	110	343
14 „ No. 14,	418	240	8	3	4	4	.	.	2	1	5
Cavan Co.											
137. BAILIEBOROUGH.											
1 Bailieborough, W.,	26,009	5,893	102	116	65	37	1	2	70	46	-14
2 Kingscourt,	13,107	2,756	41	30	21	17	1	.	11	19	11
3 Shercock,	11,276	2,459	58	55	31	27	.	2	30	25	3
4 Termon,	21,560	4,402	81	60	39	42	.	.	31	26	21
138. BAWNBOY, part of.											
1 Ballyconnell, W.,	30,694	4,853	73	61	33	40	.	.	28	33	12
2 Newtowngore, No. 2,	2,313	328	5	6	4	1	.	.	4	2	-1
3 Swanlinbar,	28,901	4,392	93	34	46	47	.	.	19	15	59
139. CAVAN.											
1 Arvagh,	17,074	4,381	79	55	42	37	.	.	38	17	24
2 Ballyhaise,	19,789	3,770	55	58	29	26	.	.	28	30	-3
3 Bellanaghy,	22,043	5,017	92	84	44	48	1	.	40	44	8
4 Belturbet,	21,622	4,892	90	61	44	46	.	.	33	28	29
5 Cavan, W.,	21,028	6,483	133	147	63	70	7	4	74	73	-14
6 Killashandra,	17,027	3,280	69	62	39	30	.	1	31	31	7
7 Kilnaleck,	21,246	4,621	84	78	36	48	.	.	35	43	6
8 Stradone,	21,245	4,549	75	85	38	37	.	.	53	32	-10

BIRTHS AND DEATHS Registered in the Year 1907—REGISTRARS' DISTRICTS arranged by COUNTIES and SUPERINTENDENT REGISTRARS' DISTRICTS—continued.

REGISTRARS' DISTRICTS.	AREA in Statute Acres.	Popu- lation in 1901.	TOTAL.		BIRTHS.				DEATHS.		Excess of Births over Deaths.	
			BIRTHS.	DEATHS.	Including Illegitimate Births.		Illegitimate Births.		Males.	Females.		
					Males.	Females.	Males.	Females.				
III.—PROVINCE OF ULSTER—con.												
140. COOTEHILL, part of.												
No.												
1	Cotehill, W.,	21,216	5,615	115	119	57	58	3	.	78	71	-31
2	Drum, No. 2,	21,513	4,320	72	69	39	33	1	2	34	35	3
3	Tullyvin,	26,653	5,499	77	79	30	47	.	.	37	42	-2
141. ENNISKILLEN, part of.												
1	Holywell, No. 2,	40,597	5,524	87	70	39	48	.	.	29	41	17
142. GRANARD, part of.												
1	Finnea, No. 2,	12,720	2,960	49	42	24	25	.	.	28	14	7
2	Scrabby, No. 1,	7,561	1,939	41	26	21	20	.	.	20	6	15
143. OLDCASTLE, part of.												
1	Ballyjamesduff,	19,483	4,920	94	76	57	37	.	.	43	33	18
2	Virginia,	22,438	4,688	87	56	49	38	2	.	27	29	31
Donegal Co.												
144. BALLYSHANNON, part of.												
1	Ballintra,	16,067	2,058	38	28	15	23	.	.	15	13	10
2	Ballyshannon, W.,	25,440	7,127	155	145	65	90	2	.	67	78	10
145. DONEGAL.												
1	Donegal, W.,	43,421	5,279	116	98	53	58	1	2	44	54	18
2	Dunkineely,	17,561	3,690	100	65	52	48	.	1	27	38	35
3	Laghy,	29,492	3,857	78	66	36	42	.	.	27	39	12
4	Mcuntcharles,	33,930	5,416	109	79	66	43	.	.	40	39	30
5	Pettigoe,	36,007	2,238	46	35	19	27	.	2	24	11	11
146. DUNFANAGHY.												
1	Crossroads,	51,351	5,863	169	95	91	78	1	1	58	37	71
2	Dunfanaghy, W.,	32,215	4,707	119	85	61	58	.	1	38	47	34
3	Gweedore,	41,327	4,876	131	66	70	61	.	.	30	36	65
4	Tory Island,	785	335	4	9	3	1	.	.	4	5	-5
147. GLENTIES.												
1	Ardara,	44,803	5,003	116	51	57	59	.	.	23	26	62
2	Carrick,	45,589	5,344	125	74	62	63	1	1	34	40	51
3	Docoharry,	49,391	3,819	86	51	44	42	.	.	22	29	35
4	Dunglow, No. 1,	29,179	3,933	90	46	56	34	.	1	22	24	44
5	„ No. 2,	22,763	7,399	248	68	124	124	.	1	37	31	180
6	Glenties, W.,	43,219	3,915	59	72	32	27	1	.	33	39	-13
7	Killybegs,	22,530	3,723	85	52	48	37	.	.	21	31	33
148. INISHOWEN.												
1	Buncrana,	35,618	6,031	143	83	69	74	1	2	40	43	60
2	Carndonagh, W.,	35,339	4,762	119	77	59	60	1	.	36	41	42
3	Clonmany,	23,381	4,481	111	71	57	54	.	1	36	35	40
4	Malin,	26,403	5,763	105	80	49	56	.	.	48	32	25
5	Moville,	38,677	7,906	182	117	90	92	.	.	55	62	65
149. LETTERKENNY.												
1	Church Hill,	60,137	4,218	86	74	40	46	.	.	41	33	12
2	Letterkenny, W.,	22,490	6,141	123	152	56	67	2	3	75	77	-29
3	Manorcunningham,	18,618	2,721	56	36	32	24	1	.	20	16	20

BIRTHS AND DEATHS Registered in the Year 1907—REGISTRARS' DISTRICTS arranged by
COUNTIES and SUPERINTENDENT REGISTRARS' DISTRICTS—*continued.*

REGISTRARS' DISTRICTS.	AREA in Statute Acres.	Popu- lation in 1901.	TOTAL.		BIRTHS.				DEATHS.		Excess of Births over Deaths.
			BIRTHS.	DEATHS.	Including Illegitimate Births.		Illegitimate Births.		Males.	Females.	
					Males.	Females.	Males.	Females.			
III.—PROVINCE OF ULSTER—<i>con.</i>											
150. LONDONDERRY, part of.											
No. 1 Burt,	20,264	2,848	57	49	29	28	.	2	27	22	8
2 Kilderry,	20,539	2,611	44	37	21	23	.	.	19	18	7
3 Killea,	18,145	3,174	68	49	34	34	2	1	32	17	19
151. MILLFORD.											
1 Fanad,	26,817	5,212	94	68	50	44	.	1	30	38	26
2 Kilmacrenan and Millford, <i>W.</i> ,	28,658	4,242	76	84	29	47	.	1	50	34	-8
3 Rathmelton,	19,553	3,825	86	61	36	50	3	4	28	33	25
4 Rathmullan,	11,838	2,424	55	48	24	31	.	.	21	27	7
5 Rosguill,	21,468	4,556	175	73	97	78	.	.	44	29	102
152. STRABANE, part of.											
1 Castlefinn,	28,532	5,583	129	98	65	64	1	1	53	45	31
2 Raphoe,	24,571	4,880	130	67	80	50	2	3	35	32	63
153. STRANORLAR.											
1 Clcghan,	53,964	4,573	76	88	39	37	1	.	45	43	-12
2 Killygordon,	36,760	3,843	57	66	26	31	.	.	30	36	-9
3 Stranorlar, <i>W.</i> ,	30,127	5,291	117	99	52	65	1	4	56	43	18
Down Co.											
154. BANBRIDGE, part of.											
1 Ballyward,	24,729	6,186	121	104	64	57	.	1	53	51	17
2 Banbridge, <i>W.</i> ,	24,693	14,599	343	327	168	175	11	11	149	178	16
3 Crossgar,	16,269	3,007	53	61	24	29	.	.	27	34	-8
4 Dromore,	15,002	6,943	164	127	86	78	3	2	49	78	37
5 Loughbrickland,	26,445	5,471	111	84	62	49	4	1	51	33	27
155. BELFAST, part of.											
1 Castlereagh, No. 1,	6,717	1,801	42	26	22	20	.	.	10	16	16
2 „ No. 2,	5,886	6,214	160	94	83	77	2	1	53	41	66
156. DOWNPATRICK.											
1 Ballynahinch,	28,208	7,284	165	115	84	81	1	3	57	58	50
2 Clough,	23,874	6,230	125	90	69	56	4	.	39	51	35
3 Downpatrick, <i>W.</i> ,	18,727	6,513	150	258	71	79	11	2	142	116	-108
4 Killough,	17,345	3,609	65	68	34	31	1	3	34	34	-3
5 Killyleagh,	25,671	7,449	162	105	79	83	5	4	39	66	57
6 Portaferry,	16,046	4,548	110	87	50	60	4	2	40	47	23
7 Strangford,	17,575	3,236	69	49	38	31	2	.	19	30	20
157. KILKEEL.											
1 Bryansford,	21,422	4,824	86	67	49	37	.	1	31	36	19
2 Kilkeel, No. 1,	28,502	6,922	150	81	73	77	.	2	43	38	69
3 „ No. 2, <i>W.</i> ,	19,376	4,702	103	77	57	46	4	1	31	43	26
4 Rosstrevor,	12,534	2,683	48	37	27	21	1	.	17	20	11
158. LISBURN, part of.											
1 Annahilt,	17,647	3,925	61	75	31	30	.	1	34	41	-14
2 Ballylesson,	11,961	4,296	85	292	41	41	1	1	166	126	-207
3 Drumbeg,	10,379	4,104	97	62	52	45	2	.	34	28	35
4 Hillsborough,	18,777	5,887	103	92	45	58	.	.	47	45	11
5 Saintfield,	12,571	2,991	56	47	23	33	1	2	20	27	9

BIRTHS AND DEATHS Registered in the Year 1907—REGISTRARS' DISTRICTS arranged by COUNTIES and SUPERINTENDENT REGISTRARS' DISTRICTS—continued.

REGISTRARS' DISTRICTS.	AREA in Statute Acres.	Popu- lation in 1901.	TOTAL.		BIRTHS.				DEATHS.		Excess of Births over Deaths.	
			BIRTHS.	DEATHS.	Including Illegitimate Births.		Illegitimate Births.		Males.	Females.		
					Males.	Females.	Males.	Females.				
III.—PROVINCE OF ULSTER—con.												
159. LURGAN, part of.												
No.												
1	Moira,	15,441	4,986	104	81	50	51	2	2	48	36	20
2	Waringstown,	11,852	6,036	131	90	67	61	2	2	53	37	11
160. NEWRY, part of.												
1	Donaghmore,	13,526	2,416	52	44	29	23	1	.	28	16	8
2	Newry, No. 1,	2,777	6,227	152	92	70	82	.	2	17	45	60
3	„ No. 2,	8,641	9,462	206	140	96	110	2	4	66	74	66
4	Rathfryland,	27,834	6,547	136	100	65	71	3	2	44	56	36
5	Warrenpoint,	13,222	4,841	98	72	50	48	.	1	38	31	26
161. NEWTOWNARDS.												
1	Bangor,	17,017	9,666	217	158	121	126	5	7	76	82	89
2	Comber,	16,650	5,370	133	97	66	67	2	.	17	50	36
3	Donaghadee,	9,593	5,014	138	73	75	63	5	3	37	36	65
4	Greyabbey,	18,674	6,094	145	102	62	83	1	4	38	61	43
5	Kilmood,	14,601	3,696	79	47	41	38	2	1	23	24	32
6	Newtownards, W.,	17,350	12,080	355	262	179	176	17	13	109	153	93
Fermanagh Co.												
162. BALLYSHANNON, part of.												
1	Belleek,	31,687	4,374	88	65	52	36	.	.	30	35	23
2	Church Hill,	26,709	1,813	25	21	8	17	.	.	8	13	4
163. CLONES, part of.												
1	Newtown Butler,	21,732	3,843	71	41	36	35	1	.	26	15	30
2	Rosslea,	23,972	3,977	102	67	55	47	.	1	36	31	35
164. ENNISKILLEN, part of.												
1	Ely,	40,250	4,012	76	87	40	36	.	2	39	48	—11
2	Enniskillen, W.,	30,628	9,986	218	188	113	105	3	6	105	83	30
3	Florencecourt,	41,562	5,012	101	68	55	46	1	.	29	39	33
4	Holywell, No. 1,	9,090	918	13	15	8	5	.	.	11	4	—2
5	Lisbellaw,	10,623	1,758	25	22	11	14	.	.	8	14	3
6	Tempo,	21,955	3,930	66	62	30	36	1	2	28	34	4
165. IRVINESTOWN, part of.												
1	Clonelly,	7,950	1,097	16	18	9	7	1	1	10	8	—2
2	Ederney,	31,836	4,830	88	88	38	50	2	2	43	45	.
3	Irvinestown, W.,	17,963	3,824	86	62	46	40	3	3	25	37	24
166. LISNASKEA.												
1	Brookeborough,	35,197	4,731	103	82	48	55	1	2	40	42	21
2	Derrylin,	26,980	4,874	93	69	46	47	1	.	37	32	24
3	Lisnaskea, W.,	25,117	4,321	89	94	36	53	3	2	48	46	—5
4	Maguiresbridge,	11,114	2,121	42	33	26	16	2	1	14	19	9
Londonderry Co. and Co. Borough.												
167. COLERAINE.												
1	Aghadowey,	28,041	5,114	89	93	43	46	1	2	38	55	—4
2	Articlave,	24,803	3,671	83	44	40	43	2	4	23	21	39
3	Coleraine, W.,	9,294	8,502	233	157	113	120	10	13	67	90	76
4	Garvagh,	25,080	4,305	100	71	44	56	.	1	31	40	29
5	Kilrea,	22,362	5,623	123	98	65	61	3	3	45	53	31
6	Portstewart,	9,116	2,702	70	52	48	22	3	.	26	26	18

BIRTHS AND DEATHS Registered in the Year 1907—REGISTRARS' DISTRICTS arranged by
COUNTIES and SUPERINTENDENT REGISTRARS' DISTRICTS—continued.

REGISTRARS' DISTRICTS.	AREA in Statute Acres.	Popu- lation in 1901.	TOTAL.		BIRTHS.				DEATHS.		Excess of Births over Deaths.	
			BIRTHS.	DEATHS.	Including Illegitimate Births.		Illegitimate Births.		Males.	Females.		
					Males.	Females.	Males.	Females.				
III.—PROVINCE OF ULSTER—con.												
168. LIMAVADY.												
No.												
1	Ballykelly,	30,329	4,614	92	52	48	41	2	1	23	29	40
2	Bellarena,	26,010	3,235	70	42	39	31	2	1	21	21	28
3	Dungiven,	42,318	4,612	99	78	56	43	.	1	42	36	21
4	Feeny,	29,653	2,520	60	50	44	16	1	.	30	20	10
5	Limavady, W.,	24,371	5,582	132	116	64	68	4	9	53	63	16
169. LONDONDERRY, part of.												
1	Claudy,	30,304	4,742	91	97	39	55	1	.	47	50	-3
2	Eglinton,	25,291	3,898	82	60	44	38	3	2	29	31	22
3	Londonderry, Urban, No. 1,	114	9,143	203	143	115	88	4	1	59	84	60
4	„ „ No. 2,	1,250	22,350	648	391	306	342	2	9	187	204	257
5	Lower Liberties,	7,503	2,202	44	19	20	24	.	.	8	11	25
6	Upper Liberties,	3,905	830	22	11	14	8	1	.	5	6	11
7	Waterside, Rural,	16,005	3,218	57	44	31	26	.	.	21	23	13
8	Waterside, Urban, W.,	800	8,099	268	219	129	139	8	15	103	116	49
170. MAGHERAFELT.												
1	Bellaghy,	26,352	9,463	164	148	80	84	3	4	73	75	16
2	Draperstown,	41,065	6,343	117	106	73	44	.	.	48	58	11
3	Maghera,	34,799	8,618	193	162	101	92	3	5	78	84	31
4	Magherafelt, W.,	22,496	7,827	156	184	89	67	7	10	106	78	-28
5	Moneymore,	32,907	6,711	126	94	61	65	2	2	46	48	32
Monaghan Co.												
171. CARRICKMACROSS.												
1	Carrickmacross, W.,	22,718	5,889	157	110	86	71	1	4	45	65	47
2	Donaghmoynce,	25,347	5,748	126	107	60	66	.	1	65	42	19
3	Raferagh,	17,586	3,907	98	94	51	47	.	.	49	45	4
172. CASTLEBLAYNEY, part of.												
1	Ballybay,	25,065	6,504	122	107	68	54	1	.	52	55	15
2	Castleblayney, W.,	27,430	7,830	182	212	96	86	1	4	107	105	-30
3	Crossmaglen, No. 2,	5,808	1,100	16	11	9	7	.	.	5	6	5
4	Newtownhamilton, No. 2,	5,458	884	19	15	9	10	.	.	8	7	4
173. CLONES, part of.												
1	Clones, W.,	27,800	8,028	184	143	82	102	5	2	76	67	41
174. COOTEHILL, part of.												
1	Dawsongrove,	28,236	4,911	98	82	49	49	1	.	37	45	16
2	Drum, No. 1,	8,226	1,479	27	23	12	15	.	.	9	14	4
175. MONAGHAN.												
1	Castleshane,	23,874	5,251	74	80	33	41	.	.	45	35	-6
2	Emyvale,	35,719	5,907	102	113	47	55	1	2	52	61	-11
3	Kilmore,	18,327	4,174	87	78	50	37	1	.	45	33	9
4	Monaghan, W.,	17,650	7,622	129	165	71	58	.	.	88	77	-36
5	Scotstown,	29,562	5,347	124	106	69	55	.	.	51	55	18

BIRTHS AND DEATHS Registered in the Year 1907—REGISTRARS' DISTRICTS arranged by
COUNTIES and SUPERINTENDENT REGISTRARS' DISTRICTS—continued.

REGISTRARS' DISTRICTS.	AREA in Statute Acres.	Popu- lation in 1901.	TOTAL.		BIRTHS.				DEATHS.		Excess of Births over Deaths.	
			BIRTHS.	DEATHS.	Including Illegitimate Births.		Illegitimate Births.		Males.	Females.		
					Males.	Females.	Males.	Females.				
III.—PROVINCE OF ULSTER—con.												
Tyrone Co.												
176. CASTLEDERG.												
No.												
1	Castlederg, <i>W.</i> ,	23,762	5,266	125	90	57	68	2	2	51	39	35
2	Drumquin,	22,734	2,391	47	31	24	23	.	.	17	17	13
3	Killeter,	45,200	4,132	60	64	31	29	.	1	31	33	-4
177. CLOGHER.												
1	Aughnacloy,	10,176	2,386	53	46	22	31	.	.	25	21	7
2	Ballygawley,	22,491	3,714	73	77	42	31	2	1	31	46	-4
3	Clogher, <i>W.</i> ,	31,018	4,926	96	122	53	43	2	2	64	58	-26
4	Fivemiletown,	25,596	3,290	73	58	38	35	4	1	33	25	15
178. COOKSTOWN.												
1	Coagh,	11,180	3,970	74	68	35	39	.	.	36	32	6
2	Cookstown, <i>W.</i> ,	32,979	9,967	220	175	96	124	12	7	75	100	45
3	Pomeroy,	36,524	5,656	104	101	65	39	.	.	56	45	3
4	Stewartstown,	16,037	4,022	89	86	51	38	.	.	40	46	3
179. DUNGANNON.												
1	Benburb,	17,359	4,298	81	92	47	34	1	.	48	44	-11
2	Caledon and Ballymagran,	18,792	3,206	65	53	36	29	.	.	27	26	12
3	Clonavaddy,	31,575	6,087	88	115	41	47	.	.	56	59	-27
4	Coal Island,	20,322	8,225	181	143	98	83	1	2	69	74	38
5	Dungannon, <i>W.</i> ,	22,169	10,747	231	211	121	110	4	4	111	130	-10
180. IRVINESTOWN, part of.												
1	Trillick,	21,131	4,335	86	68	45	41	1	2	37	31	18
181. OMAGH.												
1	Dromore,	22,145	3,607	55	63	27	28	1	1	37	26	-8
2	Drumquin,	20,698	2,939	48	42	30	18	.	.	19	23	6
3	Fintona,	27,162	5,235	111	97	59	52	5	.	52	45	14
4	Gortin,	55,597	5,765	90	81	57	33	1	.	47	34	9
5	Omagh, No. 1, <i>W.</i> ,	39,592	11,196	249	283	126	123	9	10	171	112	-34
6	„ No. 2,	35,489	4,626	59	80	34	25	3	.	42	38	-21
7	Sixmilecross,	29,130	5,185	99	80	53	46	1	2	37	43	19
182. STRABANE, part of.												
1	Dunnamanagh,	32,091	4,700	110	68	58	52	3	4	30	38	42
2	Newtownstewart,	29,265	6,114	158	75	78	80	1	4	36	39	83
3	Plumb Bridge,	55,665	5,125	84	80	44	40	.	2	43	37	4
4	Strabane, <i>W.</i> ,	19,971	9,457	243	185	131	112	10	8	76	109	58

BIRTHS AND DEATHS Registered in the Year 1907—REGISTRARS' DISTRICTS arranged by
COUNTIES and SUPERINTENDENT REGISTRARS' DISTRICTS—*continued.*

REGISTRARS' DISTRICTS.	AREA in Statute Acres.	Popu- lation in 1901.	TOTAL.		BIRTHS.				DEATHS.		Excess of Births over Deaths	
			BIRTHS.	DEATHS.	Including Illegitimate Births.		Illegitimate Births.		Males.	Females.		
					Males.	Females.	Males.	Females.				
IV.—PROVINCE OF CONNAUGHT.												
Galway Co.												
No. 183. BALLINASLOE, part of.												
1	Ahascragh,	17,330	1,533	31	18	15	16	.	.	9	9	13
2	Ballinasloe, <i>W.</i> ,	20,814	6,473	107	164	51	56	4	2	88	76	-57
3	Killaan,	27,600	2,702	43	47	22	21	.	.	18	29	-4
4	Kiltormer,	27,907	2,806	51	43	26	25	.	.	22	21	8
5	Laurencetown,	31,919	2,084	36	19	19	17	.	.	8	11	17
184. CLIFDEN.												
1	Clifden, <i>W.</i> ,	40,884	6,567	114	98	59	55	1	.	49	49	16
2	Inishbofin,	3,261	891	20	28	7	13	.	.	12	16	-8
3	Rinvyle,	44,884	3,843	70	44	38	32	.	.	23	21	26
4	Roundstone, No. 1,	72,074	3,287	60	36	32	28	.	1	19	17	24
5	„ No. 2,	32,679	4,180	101	44	51	47	.	.	22	22	57
185. GALWAY.												
1	Galway, No. 1,	10,293	8,355	220	129	111	109	2	.	69	60	91
2	„ No. 2, <i>W.</i> ,	11,108	7,770	196	204	82	114	6	3	98	106	-8
3	„ No. 3 (Arran),	11,579	2,863	68	37	40	28	.	.	24	13	31
4	Moycullen,	25,042	2,293	69	32	38	31	.	1	13	19	37
5	Oranmore,	30,370	3,740	75	46	38	37	.	.	22	24	29
6	Spiddle,	63,435	5,737	162	70	87	75	.	.	37	33	92
7	Turloughmore,	46,709	5,707	122	77	69	53	.	.	44	33	45
186. GLENNAMADDY.												
1	Dunmore,	17,314	2,389	42	31	21	21	.	.	17	14	11
2	Glennamaddy, <i>W.</i> ,	40,206	6,483	137	84	63	74	.	.	38	46	53
3	Williamstown,	42,751	7,705	152	92	78	74	.	.	45	47	60
187. GORT.												
1	Ardrahan,	36,854	3,233	66	22	35	31	.	.	12	10	44
2	Gort, <i>W.</i> ,	33,440	5,079	95	76	57	38	2	1	37	39	19
3	Kinvarra,	36,032	3,974	88	71	45	43	.	.	30	41	17
188. LOUGHREA.												
1	Athenry,	56,440	5,916	119	57	66	53	.	.	30	27	62
2	Bullaun,	55,862	4,445	61	48	31	30	.	.	31	17	13
3	Loughrea, <i>W.</i> ,	29,669	4,912	98	73	51	47	.	1	39	34	25
4	Woodford,	56,956	4,853	86	49	45	41	.	.	22	27	37
189. MOUNT BELLEW.												
1	Clonbrock,	29,966	4,057	70	56	30	40	.	.	33	23	14
2	Killeroran,	31,918	5,217	84	67	39	45	.	.	32	35	17
3	Mount Bellew, <i>W.</i> ,	40,520	5,745	105	76	45	60	.	.	39	37	29
190. OUGHTERARD.												
1	Cloonbur, No. 1,	27,440	3,781	89	39	61	28	.	1	17	22	50
2	„ No. 2,	31,426	1,428	25	11	19	6	.	.	5	6	14
3	Lettermore,	44,555	8,030	176	61	92	84	.	.	26	35	115
4	Oughterard, <i>W.</i> ,	70,085	4,493	107	76	55	52	.	.	43	33	31
191. PORTUMNA.												
1	Eyrecourt,	31,463	3,180	70	39	35	35	.	.	25	14	31
2	Portumna, No. 1, <i>W.</i> ,	30,622	4,681	88	56	51	37	1	.	30	26	32
3	„ No. 2,	15,179	1,193	28	14	9	19	.	.	9	5	14

BIRTHS AND DEATHS Registered in the Year 1907—REGISTRARS' DISTRICTS arranged by COUNTIES and SUPERINTENDENT REGISTRARS' DISTRICTS—continued.

REGISTRARS' DISTRICTS.	AREA in Statute Acres.	Popu- lation in 1901	TOTAL.		BIRTHS.				DEATHS.		Excess of Births over Deaths
			BIRTHS.	DEATHS.	Including Illegitimate Births.		Illegitimate Births.		Males.	Females.	
					Males.	Females.	Males.	Females.			
IV.—PROVINCE OF CONNAUGHT—con.											
192. TUAM.											
1 Abbey,	31,526	4,293	96	47	47	49	.	.	21	26	49
2 Dunmore,	36,518	7,589	151	86	93	61	.	.	44	42	68
3 Headford,	47,000	5,902	125	75	67	58	.	.	41	34	50
4 Tuam, No. 1, W.,	31,380	6,511	138	110	73	65	5	.	55	55	28
5 „ No. 2,	38,840	6,629	111	60	67	44	1	.	24	36	51
Leitrim Co.											
193. BALLYSHANNON, part of.											
1 Kinlough,	32,125	5,229	91	106	51	37	1	.	47	59	—15
194. BAWNBOY, part of.											
1 Ballinamore,	26,605	5,873	108	74	60	48	.	.	38	36	34
2 Newtowngore, No. 1,	16,183	3,014	37	41	18	19	.	1	31	10	—4
195. CARRICK-ON-SHANNON, part of.											
1 Drumshanbo,	33,789	5,722	125	58	67	58	.	.	27	31	67
2 Jamestown, W.,	29,695	7,317	121	82	65	56	2	.	38	44	39
196. MANORHAMILTON.											
1 Drumahaire,	31,379	5,982	109	81	54	55	.	.	36	45	28
2 Drumkeeran,	30,973	4,872	94	70	37	57	.	.	32	38	24
3 Lurganboy,	45,802	4,735	70	62	35	35	.	.	34	28	8
4 Manorhamilton, W.,	36,703	6,745	154	110	72	82	.	3	63	47	41
197. MOHILL.											
1 Carrigallen	18,512	3,920	66	45	42	24	.	.	26	19	21
2 Mohill, W.,	26,232	6,512	124	135	72	52	.	3	72	63	—11
3 Rinn,	29,127	5,764	107	69	59	48	.	.	30	39	38
4 Rowan,	19,055	3,638	83	45	33	50	.	.	19	26	38
Mayo Co.											
198. BALLINA.											
1 Ballina, W.,	73,811	18,480	319	241	158	161	1	2	117	124	78
2 Crossmolina,	76,617	6,173	113	70	56	57	.	.	40	30	43
199. BALLINROBE.											
1 Ballinrobe, W.,	37,482	7,533	150	135	67	83	.	1	61	74	15
2 Cappaghduff,	36,153	3,777	88	31	40	48	.	.	16	15	57
3 Cong,	32,304	4,593	82	54	51	31	.	.	36	18	28
4 Hollymount,	41,205	5,335	101	67	55	49	.	.	30	37	37
200. BELMULLET.											
1 Bangor,	79,445	4,326	102	42	43	59	1	3	21	21	60
2 Binghamstown, W.,	32,131	5,114	150	75	74	76	1	1	41	31	75
3 Knocknallow,	67,670	4,405	96	26	54	42	.	.	13	13	70

BIRTHS AND DEATHS Registered in the Year 1907—REGISTRARS' DISTRICTS arranged by
COUNTIES and SUPERINTENDENT REGISTRARS' DISTRICTS—*continued.*

REGISTRARS' DISTRICTS.	AREA in Statute Acres.	Popu- lation in 1901.	TOTAL.		BIRTHS.				DEATHS.		Excess of Births over Deaths.
			BIRTHS.	DEATHS.	Including Illegitimate Births.		Illegitimate Births.		Males.	Females.	
					Males.	Females.	Males.	Females.			
IV.—PROVINCE OF CONNAUGHT—<i>con.</i>											
201. CASTLEBAR.											
No. 1 Balla,	43,071	8,976	178	125	93	85	.	1	58	67	53
2 Castlebar, No. 1, <i>W.</i> ,	49,478	11,350	294	162	148	146	1	3	90	72	132
3 „ No. 2,	48,644	6,196	146	53	65	81	.	.	28	25	93
202. CLAREMORRIS.											
1 Ballindine,	34,553	7,239	140	86	68	72	.	.	51	35	54
2 Ballyhaunis,	41,323	10,879	244	135	132	112	.	.	67	68	109
3 Claremorris, <i>W.</i> ,	34,914	7,702	160	125	94	66	.	.	70	55	35
203. KILLALA.											
1 Ballycastle,	79,742	4,762	96	31	49	47	1	.	17	14	65
2 Killala, <i>W.</i> ,	25,418	3,492	74	46	32	42	.	1	25	21	28
204 SWINEFORD.											
1 Foxford,	21,912	5,602	131	59	60	71	.	.	34	25	72
2 Kilkelly,	40,263	10,876	259	168	140	119	.	.	81	87	91
3 Kiltamagh,	22,700	7,749	200	71	95	105	.	.	40	31	129
4 Lowpark,	35,973	9,825	268	165	135	133	.	1	79	86	103
5 Swineford, <i>W.</i> ,	30,712	10,110	301	151	150	151	.	1	74	77	150
205. WESTPORT.											
1 Achill,	36,347	4,929	186	65	98	88	.	.	33	32	121
2 Ballycrov,	70,906	3,685	84	36	41	43	.	.	17	19	48
3 Bundorragha,	31,038	275	3	2	1	2	.	.	.	2	1
4 Islandeady,	32,656	4,659	104	45	54	50	.	.	23	22	59
5 Louisburgh,	70,250	6,382	158	70	88	70	.	.	38	32	88
6 Newport,	64,218	5,508	128	84	62	66	.	1	51	33	44
7 Westport, <i>W.</i> ,	42,404	9,234	213	141	96	117	1	.	70	71	72
Roscommon Co.											
206. ATHLONE, part of.											
1 Athlone, No. 2,	16,668	2,941	37	18	18	19	.	.	7	11	19
2 Brideswell,	38,291	4,449	64	40	29	35	.	.	18	22	24
3 Kiltoom,	27,752	3,311	50	52	27	23	.	.	29	23	—2
207. BALLINASLOE, part of.											
1 Creagh,	35,059	3,681	76	37	45	31	.	.	21	16	39
208. BOYLE, part of.											
1 Ballinameen,	28,759	5,167	90	66	49	41	.	.	31	35	24
2 Ballyfarnan, No. 1,	1,871	463	11	4	4	7	.	.	2	2	7
3 Boyle, No. 1, <i>W.</i> ,	32,653	6,987	134	116	69	65	1	1	57	59	18
4 Keadew,	21,372	4,251	90	65	42	48	.	.	27	38	25
209. CARRICK-ON-SHANNON, part of.											
1 Aughrim,	37,518	6,241	106	69	54	52	.	.	42	27	37

BIRTHS AND DEATHS Registered in the Year 1907—REGISTRARS' DISTRICTS arranged by
COUNTIES and SUPERINTENDENT REGISTRARS' DISTRICTS—continued.

REGISTRARS' DISTRICTS.	AREA in Statute Acres.	Popu- lation in 1901.	TOTAL.		BIRTHS.				DEATHS.		Excess of Births over Deaths.	
			BIRTHS.	DEATHS.	Including Illegitimate Births.		Illegitimate Births.		Males.	Females.		
					Males.	Females.	Males.	Females.				
IV.—PROVINGE OF CONNAUGHT--con.												
210. CASTLEREAGH.												
No.												
1	Ballagherreen,	45,702	12,511	249	127	118	131	.	1	61	66	122
2	Castleplunket,	28,550	2,625	37	33	16	21	.	.	18	15	4
3	Castlereagh, W.,	51,028	11,713	213	129	104	109	.	2	72	57	84
4	Frenchpark,	38,383	6,727	123	111	59	61	.	.	53	58	12
211. ROSCOMMON.												
1	Athleague,	36,183	3,976	82	52	52	30	.	.	24	28	30
2	Ballyleague,	41,613	5,727	89	82	49	40	.	.	45	37	7
3	Roscommon, W.,	36,519	5,161	96	89	60	36	1	1	39	50	7
212. STROKESTOWN.												
1	Elphin,	25,197	3,850	58	73	30	28	.	.	36	37	-15
2	Roosky,	33,480	5,662	88	76	45	43	.	.	37	39	12
3	Strokestown, W.,	31,662	6,048	105	96	53	52	2	.	56	40	9
Sligo Co.												
213. BOYLE, part of.												
1	Ballyfarnan, No. 2,	22,892	3,344	67	55	35	32	.	.	31	22	14
2	Boyle, No. 2,	19,796	3,097	60	38	27	33	.	.	17	21	22
3	Gurteen,	32,837	7,316	144	88	76	68	.	.	43	45	56
214. DROMORE WEST.												
1	Castleconor,	27,929	4,389	103	42	46	57	1	.	22	20	61
2	Easky, W.,	36,312	4,728	114	79	56	58	.	.	36	43	35
3	Skreen,	32,822	4,017	55	34	33	22	.	.	20	14	21
215. SLIGO.												
1	Ballymote,	19,136	4,496	99	49	60	39	.	.	23	26	50
2	Carney, No. 1,	22,087	5,040	107	76	53	54	.	.	38	38	31
3	„ No. 2,	22,469	3,982	74	80	40	34	.	1	42	38	-6
4	Collooney,	25,713	4,159	88	57	48	40	1	.	34	23	31
5	Riverstown,	23,561	4,359	93	63	46	47	1	.	27	36	30
6	Sligo, No. 1, W.,	16,386	5,803	97	197	52	45	1	1	107	90	-100
7	„ No. 2,	14,456	10,249	219	149	116	103	.	1	77	72	70
216. TOBERCURREY.												
1	Aclare,	46,178	8,571	209	111	108	101	.	.	59	52	98
2	Coolaney,	34,302	3,695	65	53	40	25	.	.	24	29	12
3	Tobercurrey, W.,	45,329	7,028	128	96	72	56	2	.	51	45	32

Note.—The Number of Marriages Registered in each Quarter of the Year 1907 will be found stated in the Abstract of Marriages commencing at Page 2.

TABLES

SHOWING THE

NUMBER OF BIRTHS

AND

DEATHS

REGISTERED IN EACH OF THE FOUR QUARTERS OF THE YEAR,

ALSO

DEATHS AT DIFFERENT AGES, AND CAUSES OF DEATH

IN

1907.

BIRTHS registered in Ireland in the Four Quarters ending
(Exclusive of

PROVINCES AND COUNTIES.	Area in Statute Acres.	Population in 1901.	MALES AND FEMALES.				
			TOTAL.	Registered in the Quarter ending the last day of			
				March.	June.	Sept.	Dec.
IRELAND.	20,315,328	4,458,775	101,742	26,122	26,621	24,930	24,066
No. PROVINCES.							
I. LEINSTER,	4,839,572	1,152,829	26,798	6,705	7,003	6,734	6,356
II. MUNSTER,	5,955,027	1,076,188	23,380	6,084	6,016	5,736	5,511
III. ULSTER,	5,322,534	1,582,826	38,229	9,501	10,275	9,429	9,021
IV. CONNAUGHT,	4,228,195	646,932	13,335	3,832	3,300	3,031	3,172
I.—PROVINCE OF							
No.							
1 CARLOW,	231,424	37,748	758	181	224	188	165
2 DUBLIN,	218,873	157,568	2,963	747	766	731	719
3 DUBLIN CO. BOROUGH,	7,911	290,638	9,529	2,389	2,418	2,410	2,312
4 KILDARE,	418,497	63,566	1,501	377	382	407	335
5 KILKENNY,	509,249	79,159	1,642	410	453	386	393
6 KING'S,	493,263	60,187	1,157	288	301	301	267
7 LONGFORD,	257,770	46,672	893	258	229	188	218
8 LOUTH,	202,181	65,820	1,342	343	357	309	333
9 MEATH,	577,735	67,497	1,321	344	341	350	286
10 QUEEN'S,	424,723	57,417	1,057	255	270	258	274
11 WESTMEATH,	434,665	61,629	1,209	308	319	302	280
12 WEXFORD,	573,323	104,104	2,164	494	623	566	481
13 WICKLOW,	499,953	60,824	1,262	311	320	338	293
II.—PROVINCE OF							
14 CLARE,	788,332	112,334	2,196	566	585	528	517
15 CORK CO. and CO. BOROUGH	1,838,921	404,611	8,898	2,315	2,322	2,170	2,091
16 KERRY,	1,161,752	165,726	3,789	998	975	917	899
17 LIMERICK CO. and CO. BOROUGH.	662,973	146,098	3,398	866	844	871	817
18 TIPPERARY, North Riding,	492,449	67,815	1,271	327	314	304	326
19 TIPPERARY, South Riding,	557,688	92,417	1,987	520	526	495	446
20 WATERFORD CO. and CO. BOROUGH.	452,912	87,187	1,841	492	480	451	418
III.—PROVINCE OF							
21 ANTRIM,	701,529	196,090	4,527	1,133	1,203	1,108	1,083
22 ARMAGH,	312,659	125,392	2,836	694	762	697	683
23 BELFAST CO. BOROUGH,	14,716	349,180	11,316	2,778	3,071	2,813	2,654
24 CAVAN,	467,025	97,511	1,752	429	453	424	446
25 DONEGAL,	1,199,269	173,722	3,963	1,072	1,022	902	967
26 DOWN,	607,534	205,889	4,605	1,112	1,247	1,187	1,059
27 FERMANAGH,	417,665	65,430	1,302	313	391	298	300
28 LONDONDERRY CO. and CO. BOROUGH.	513,388	144,404	3,331	823	868	859	781
29 MONAGHAN,	318,806	74,611	1,545	395	392	403	355
30 TYRONE,	778,943	150,567	3,052	752	866	738	696
IV.—PROVINCE OF							
31 GALWAY,	1,467,850	192,549	3,955	1,084	1,002	954	915
32 LEITRIM,	376,510	69,343	1,289	379	318	285	307
33 MAYO,	1,333,340	199,166	4,571	1,341	1,093	993	1,144
34 ROSCOMMON,	608,290	101,791	1,798	542	437	410	409
35 SLIGO,	442,205	84,083	1,722	486	450	389	397

March 31st, June 30th, September 30th, and December 31st, 1907.
still-born).

MALES.					FEMALES.					PROVINCES AND COUNTIES.
Registered in the Quarter ending the last day of				TOTAL.	TOTAL.	Registered in the Quarter ending the last day of				
March.	June.	Sept.	Dec.			March.	June.	Sept.	Dec.	
13,469	13,625	12,750	12,327	52,171	49,571	12,653	12,999	12,180	11,739	IRELAND.
3,520	3,573	3,419	3,274	13,786	13,912	3,185	3,430	3,315	3,082	PROVINCES.
3,129	3,070	3,003	2,829	12,031	11,319	2,955	2,976	2,733	2,685	LEINSTER.
4,887	5,255	4,768	4,583	19,493	18,736	4,614	5,020	4,661	4,411	MUNSTER.
1,933	1,727	1,560	1,611	6,861	6,471	1,899	1,573	1,471	1,531	ULSTER.
										CONNAUGHT.
LEINSTER.										
88	112	104	86	390	368	93	112	84	79	CARLOW.
392	388	367	372	1,519	1,441	355	378	364	317	DUBLIN.
1,228	1,238	1,189	1,186	4,811	4,688	1,161	1,180	1,221	1,126	DUBLIN CO. BOROUGH.
206	181	213	181	781	717	171	198	191	154	KILDARE.
199	250	216	198	863	779	211	203	170	195	KILKENNY.
151	162	157	143	613	544	137	139	144	124	KING'S.
138	129	98	122	487	406	120	100	90	96	LONGFORD.
177	181	165	161	684	658	166	176	144	172	LOUTH.
178	172	169	146	665	656	166	169	181	140	MEATH.
112	126	121	149	538	519	113	114	137	125	QUEEN'S.
182	166	147	152	617	562	126	153	155	128	WESTMEATH.
260	304	292	237	1,093	1,071	231	319	274	214	WEXFORD.
179	161	181	141	662	600	132	159	157	152	WICKLOW.
MUNSTER.										
287	276	268	276	1,107	1,089	279	309	260	211	CLARE.
1,158	1,199	1,133	1,067	4,557	4,341	1,157	1,123	1,037	1,024	CORK CO. and CO. BOROUGH.
521	506	491	481	2,002	1,787	477	469	423	418	KERRY.
462	433	436	411	1,742	1,656	404	411	435	406	LIMERICK CO. and CO. BOROUGH.
190	143	172	173	678	593	137	171	132	153	TIPPERARY, North Riding.
261	277	251	225	1,014	973	259	249	244	221	TIPPERARY, South Riding.
250	236	249	196	931	910	242	244	202	222	WATERFORD CO. and CO. BOROUGH.
ULSTER.										
581	623	518	512	2,294	2,233	552	580	560	511	ANTRIM.
357	384	345	369	1,455	1,381	337	378	352	314	ARMAGH.
1,447	1,519	1,453	1,319	5,798	5,518	1,331	1,522	1,360	1,305	BELFAST CO. BOROUGH.
221	223	222	227	893	859	208	230	202	219	CAYN.
514	512	461	476	1,993	1,970	526	516	411	491	DONEGAL.
572	636	595	503	2,306	2,299	540	611	592	556	DOWN.
166	189	147	155	657	645	147	202	151	145	FERMANAGH.
425	462	410	409	1,706	1,625	398	406	419	372	LONDONDERRY CO. and CO. BOROUGH.
197	204	201	190	792	753	198	188	202	165	MONAGHAN.
377	473	386	363	1,599	1,453	375	393	352	333	TYRONE.
CONNAUGHT.										
550	524	512	477	2,063	1,892	534	478	442	438	GALWAY.
193	158	162	155	668	621	186	160	123	152	LETRIM.
667	572	488	572	2,299	2,272	674	521	505	572	MAYO.
272	232	202	217	923	875	270	205	208	192	ROSCOMMON.
251	241	196	220	908	814	235	209	193	177	SLIGO.

BIRTHS registered in Ireland in the Four Quarters ending

I.—PROVINCE OF

SUPERINTENDENT REGISTRARS' DISTRICTS.	Area in Statute Acres.	Population in 1901.	MALES AND FEMALES.					
			TOTAL.	Registered in the Quarter ending the last day of				
				March.	June.	Sept.	Dec.	
Carlow Co.								
No.								
1	BALTINGLASS, part of, . . .	33,393	4,486	93	19	32	25	17
2	CARLOW, part of, . . .	162,937	29,726	595	139	174	150	132
3	NEW ROSS, part of, . . .	25,091	3,536	70	23	18	13	16
Dublin Co.								
4	BALROTHERY, . . .	81,072	18,146	335	87	88	74	86
5	CELBRIDGE, part of, . . .	26,237	5,133	91	26	20	26	19
6	DUBLIN, NORTH, part of, . . .	36,275	16,957	251	60	69	66	56
7	DUBLIN, SOUTH, part of, . . .	45,291	72,071	1,453	361	375	369	318
8	RATHDOWN, part of, . . .	26,995	45,261	833	213	214	196	210
Dublin Co. Borough.								
9	DUBLIN, NORTH, part of, . . .	4,815	148,635	5,118	1,275	1,280	1,313	1,250
10	DUBLIN, SOUTH, part of, . . .	3,096	112,003	4,411	1,114	1,138	1,097	1,062
Kildare Co.								
11.	ATHY, part of, . . .	113,111	16,192	358	74	95	96	93
12	BALTINGLASS, part of, . . .	17,153	2,030	32	9	8	11	4
13	CELBRIDGE, part of, . . .	53,697	9,092	187	41	51	47	45
14	EDENDERRY, part of, . . .	69,435	5,243	122	37	35	25	25
15	NAAS, part of, . . .	165,101	31,009	802	213	193	228	168
Kilkenny Co.								
16	CALLAN, part of, . . .	62,148	8,163	182	38	53	50	41
17	CARRICK-ON-SUIR, part of, . . .	32,120	4,466	75	18	22	15	20
18	CASTLECOMER, . . .	57,820	10,114	204	59	58	38	49
19	KILKENNY, . . .	110,944	23,708	525	123	135	134	133
20	NEW ROSS, part of, . . .	28,355	3,716	67	19	22	13	13
21	THOMASTOWN, . . .	107,577	13,238	258	62	76	65	55
22	URLINGFORD, part of, . . .	52,999	5,891	135	34	32	36	33
23	WATERFORD, part of, . . .	57,286	9,863	196	57	55	35	49
King's Co.								
24	BIRR, part of, . . .	193,244	23,281	430	105	94	124	107
25	EDENDERRY, part of, . . .	81,061	7,322	168	43	48	44	33
26	MOUNTMELLICK, part of, . . .	21,548	2,797	67	15	22	14	16
27	ROSCREA, part of, . . .	55,565	5,810	93	24	25	19	25
28	TULLAMORE, part of, . . .	138,845	20,977	399	101	112	100	86
Longford Co.								
29	BALLYMAHON, part of, . . .	69,733	9,478	165	48	46	37	34
30	GRANARD, part of, . . .	77,964	14,882	285	92	66	57	70
31	LONGFORD, . . .	110,073	22,312	443	118	117	94	111
Louth Co.								
32	ARDEE, part of, . . .	65,909	11,578	204	53	60	46	45
33	DROGHEDA, part of, . . .	41,858	19,513	421	102	103	108	108
34	DUNDALK, . . .	94,414	31,729	717	188	194	155	180
Meath Co.								
35	ARDEE, part of, . . .	30,309	3,048	68	11	18	21	18
36	DROGHEDA, part of, . . .	57,148	6,683	112	32	26	27	27
37	DUNSHAUGHLIN, . . .	106,822	7,979	151	37	50	35	29
38	EDENDERRY, part of, . . .	21,914	2,088	38	9	11	9	9
39	KELLS, . . .	103,426	13,769	282	72	65	83	62
40	NAVAN, . . .	91,474	14,550	285	80	86	54	65
41	OLDCASTLE, part of, . . .	44,122	5,407	107	23	26	32	26
42	TRIM, . . .	119,520	13,973	278	80	59	89	50

March 31st, June 30th, September 30th, and December 31st, 1907—continued.

LEINSTER.

MALES.					FEMALES.					SUPERINTENDENT REGISTRARS' DISTRICTS.
Registered in the Quarter ending the last day of				TOTAL.	TOTAL.	Registered in the Quarter ending the last day of				
March.	June.	Sept.	Dec.			March.	June.	Sept.	Dec.	
14	14	16	7	51	42	5	18	9	10	Carlow Co.
63	88	78	71	300	295	76	86	72	61	BALTINGLASS, part of.
11	10	10	8	39	31	12	8	3	8	CARLOW, part of.
										NEW ROSS, part of.
										Dublin Co.
50	43	35	46	174	161	37	45	39	40	BALROTHERY.
9	6	13	11	39	52	17	14	13	8	CELBRIDGE, part of.
26	36	35	24	121	130	34	33	31	32	DUBLIN, NORTH, part of.
195	199	181	177	752	701	166	176	188	171	DUBLIN, SOUTH, part of.
112	104	103	114	433	400	101	110	93	96	RATHDOWN, part of.
										Dublin Co. Borough.
653	675	657	649	2,634	2,484	622	605	656	601	DUBLIN, NORTH, part of.
575	563	532	537	2,207	2,204	539	575	565	525	DUBLIN, SOUTH, part of.
										Kildare Co.
41	44	46	48	179	179	33	51	50	45	ATHY, part of.
2	4	3	4	13	19	7	4	8	.	BALTINGLASS, part of.
23	20	31	23	97	90	21	31	16	22	CELBRIDGE, part of.
24	18	13	16	71	51	13	17	12	9	EDENDERRY, part of.
116	98	120	90	424	378	97	95	108	78	NAAS, part of.
										Kilkenny Co.
15	24	26	17	82	100	23	29	24	24	CALLAN, part of.
10	13	9	12	44	31	8	9	6	8	CARRICK-ON-SUIR, part of.
32	31	24	26	113	91	27	27	14	23	CASTLECOMER.
62	69	81	65	277	248	61	66	53	68	KILKENNY.
7	12	7	8	34	33	12	10	6	5	NEW ROSS, part of.
25	48	33	27	133	125	37	28	32	28	THOMASTOWN.
19	19	18	16	72	63	15	13	18	17	URLINGFORD, part of.
29	34	18	27	108	88	28	21	17	22	WATERFORD, part of.
										King's Co.
59	55	58	55	227	203	46	39	66	52	BIRR, part of.
20	26	26	16	88	80	23	22	18	17	EDENDERRY, part of.
10	9	7	13	39	28	5	13	7	3	MOUNTMELICK, part of.
13	11	12	14	50	43	11	14	7	11	ROSCREA, part of.
49	61	54	45	209	190	52	51	46	41	TULLAMORE, part of.
										Longford Co.
26	20	21	19	86	79	22	26	16	15	BALLYMAHON, part of.
51	40	32	36	159	126	41	26	25	34	GRANARD, part of.
61	69	45	67	242	201	57	48	49	47	LONGFORD.
										Louth Co.
26	27	22	24	99	105	27	33	24	21	ARDEE, part of.
52	57	66	58	233	188	50	46	42	50	DROGHEDA, part of.
99	97	77	79	352	365	89	97	78	101	DUNDALK.
										Meath Co.
5	8	11	10	31	34	6	10	10	8	ARDEE, part of.
19	11	21	18	69	43	13	15	6	9	DROGHEDA, part of.
17	29	18	15	79	72	20	21	17	14	DUNSHAUGHLIN.
5	3	7	3	18	20	4	8	2	6	EDENDERRY, part of.
35	37	38	35	145	137	37	28	45	27	KELLS.
39	43	26	35	143	142	41	43	28	30	NAYAN.
12	12	10	10	44	63	11	14	22	16	OLDCASTLE, part of.
46	29	38	20	133	145	34	30	51	30	TRIM.

BIRTHS registered in Ireland in the Four Quarters ending

I.—PROVINCE OF

SUPERINTENDENT REGISTRARS' DISTRICTS.	Area in Statute Acres.	Population in 1901.	MALES AND FEMALES.				
			TOTAL.	Registered in the Quarter ending the last day of			
				March.	June.	Sept.	Dec.
Queen's Co.							
No.							
43 ABBEYLEIX,	127,042	17,050	303	75	76	77	75
44 ATHY, part of,	48,020	5,963	117	33	28	26	30
45 CARLOW, part of,	37,005	4,712	77	16	16	20	25
46 MOUNTMELICK, part of,	176,081	25,780	487	112	139	118	118
47 ROSCREA, part of,	36,575	3,912	73	19	11	17	26
Westmeath Co.							
48 ATHLONE, part of,	68,314	16,563	351	89	95	88	79
49 BALLYMAHON, part of,	30,409	3,429	61	16	24	9	15
50 DELVIN,	74,328	8,477	119	34	27	32	26
51 GRANARD, part of,	36,463	3,702	73	15	19	18	21
52 MULLINGAR,	208,601	27,047	548	139	138	141	130
53 TULLAMORE, part of,	16,550	2,411	54	15	16	14	9
Wexford Co.							
54 ENNISCORTHY,	193,251	31,259	624	136	182	155	151
55 GOREY,	130,031	16,463	333	79	89	94	71
56 NEW ROSS, part of,	123,740	23,543	445	104	133	116	92
57 WEXFORD,	126,301	32,839	762	175	219	201	167
Wicklow Co.							
58 BALTINGLASS, part of,	103,806	9,675	176	38	46	43	49
59 NAAS, part of,	51,087	3,033	44	12	9	15	8
60 RATHDOWN, part of,	34,503	12,481	247	62	68	68	49
61 RATHDRUM,	227,488	26,689	623	151	155	173	144
62 SHILLELAGH,	83,074	8,946	172	48	42	39	43

II.—PROVINCE OF

Clare Co.							
63 BALLYVAGHAN,	71,658	3,920	80	32	18	18	12
64 CORROFIN,	61,382	4,803	84	18	27	20	19
65 ENNIS,	112,752	19,772	421	117	108	92	104
66 ENNISTIMON,	99,619	18,069	342	97	90	73	82
67 KILLADYSERT,	63,701	9,165	177	54	42	48	33
68 KILRUSH,	137,497	28,734	551	118	147	151	135
69 LIMERICK, part of,	68,659	7,592	149	30	44	35	40
70 SCARRIFF,	86,633	10,445	224	61	61	56	46
71 TULLA,	86,428	9,834	168	39	48	35	46
Cork Co. and Co. Borough.							
72 BANDON,	101,345	17,378	359	78	102	99	80
73 BANTRY,	106,854	13,457	309	90	67	76	76
74 CASTLETOWN,	73,445	11,178	284	68	65	80	71
75 GLONAKILTY,	80,465	19,158	361	110	97	75	79
76 GORK,	169,732	133,173	3,165	817	828	778	742
77 DUNMANWAY,	103,917	13,321	287	66	82	80	59

March 31st, June 30th, September 30th, and December 31st, 1907—continued.

LEINSTER—continued.

MALES.					FEMALES.					SUPERINTENDENT REGISTRARS' DISTRICTS.
Registered in the Quarter ending the last day of				TOTAL.	TOTAL.	Registered in the Quarter ending the last day of				
March.	June.	Sept.	Dec.			March.	June.	Sept.	Dec.	
35	35	33	40	143	160	40	41	44	35	Queen's Co. ABBEYLEIX.
20	13	15	18	66	51	13	15	11	12	ATHY, part of.
9	7	8	14	38	39	7	9	12	11	CARLOW, part of.
67	67	58	61	253	234	45	72	60	57	MOUNTMELLICK, part of.
11	4	7	16	38	35	8	7	10	10	ROSCREA, part of.
58	52	45	45	200	151	31	43	43	34	Westmeath Co. ATHLONE, part of.
9	13	5	7	34	30	7	11	4	8	BALLYMAHON, part of.
16	18	19	14	67	52	18	9	13	12	DELVIN.
10	8	8	11	37	36	5	11	10	10	GRANARD, part of.
80	65	63	71	279	269	59	73	78	59	MULLINGAR.
9	10	7	4	30	24	6	6	7	5	TULLAMORE, part of.
71	88	71	74	304	320	65	94	84	77	Wexford Co. ENNISCORTHY.
43	41	50	30	164	169	36	48	44	41	GOREY.
58	73	59	46	236	209	46	60	57	46	NEW ROSS, part of.
88	102	112	87	389	373	87	117	89	80	WEXFORD.
19	27	21	24	91	85	19	19	22	25	Wicklow Co. BALTINGLASS, part of.
4	4	9	4	21	23	8	5	6	4	NAAS, part of.
35	37	43	23	138	109	27	31	25	26	RATHDOWN, part of.
94	71	91	69	325	298	57	84	82	75	RATHDRUM.
27	22	17	21	87	85	21	20	22	22	SHILLELAGH.

MUNSTER.

15	14	12	7	48	32	17	4	6	5	Clare Co. BALLYVAGHAN.
9	9	12	10	40	44	9	18	8	9	CORROFIN.
58	48	47	42	195	226	59	60	45	62	ENNIS.
54	46	31	47	178	164	43	44	42	35	ENNISTIMON.
32	15	26	19	92	85	22	27	22	14	KILLADYSERT.
60	73	74	79	286	265	58	74	77	56	KILRUSH.
16	21	18	20	75	74	14	23	17	20	LIMERICK, part of.
25	27	35	23	110	114	36	34	21	23	SCARRIFF.
18	23	13	29	83	85	21	25	22	17	TULLA.
45	57	55	46	203	156	33	45	44	31	Cork Co. and Co. Borough. BANDON.
47	38	41	47	173	136	43	29	35	29	BANTRY.
26	33	43	37	139	145	42	32	37	34	CASTLETOWN.
51	47	37	42	177	184	59	50	38	37	CLONAKILTY.
414	414	404	384	1,616	1,549	403	414	374	358	CORK.
37	42	41	41	161	126	29	40	39	18	DUNMANWAY.

BIRTHS registered in Ireland in the Four Quarters ending

II.—PROVINCE OF

SUPERINTENDENT REGISTRARS' DISTRICTS.	Area in Statute Acres.	Population in 1901.	MALES AND FEMALES.				
			TOTAL.	Registered in the Quarter ending the last day of			
				March.	June.	Sept.	Dec.
Cork Co.—con.							
No.							
78 FERMOY,	148,360	22,732	503	133	132	127	111
79 KANTURK,	185,685	23,181	564	163	141	116	144
80 KILMALLOCK, part of,	19,384	4,121	102	30	32	17	23
81 KINSALE,	79,651	16,673	310	82	82	76	70
82 MACROOM,	179,108	22,998	487	123	119	112	133
83 MALLOW,	149,565	20,726	505	126	132	122	125
84 MIDDLETON,	109,266	21,243	383	91	110	95	87
85 MILLSTREET,	74,905	10,515	232	74	41	55	62
86 MITCHELSTOWN, part of,	48,406	8,656	200	47	67	52	34
87 SKIBBEREEN,	115,025	25,195	494	125	128	126	115
88 SKULL,	57,169	10,243	169	40	49	35	45
89 YOUGHAL, part of,	36,639	10,163	184	52	48	49	35
Kerry Co.							
90 CAHERSIVEEN,	198,130	22,435	496	135	141	113	107
91 DINGLE,	126,459	18,274	470	131	127	112	100
92 KENMARE,	198,416	14,642	290	64	81	81	64
93 KILLARNEY,	251,430	37,096	825	206	185	215	219
94 LISTOWEL, part of,	165,504	31,394	713	180	189	169	175
95 TRALEE,	221,813	41,885	995	282	252	227	234
Limerick Co. and Co. Borough.							
96 CROOM,	83,324	10,806	201	55	51	44	51
97 KILMALLOCK, part of,	125,766	21,430	488	117	119	131	121
98 LIMERICK, part of,	109,252	58,422	1,518	397	387	420	314
99 LISTOWEL, part of,	24,672	4,301	103	26	32	25	20
100 MITCHELSTOWN, part of,	38,551	5,501	106	25	23	30	28
101 NEWCASTLE,	143,862	23,891	554	136	132	128	158
102 RATHKEALE,	101,887	14,991	276	70	60	66	80
103 TIPPERARY, part of,	35,659	6,756	152	40	40	27	45
Tipperary Co. N.R.							
104 BIRR, part of,	27,428	2,051	32	12	6	9	5
105 BORRISOKANE,	81,850	8,532	154	32	46	37	39
106 NENAGH,	183,088	24,932	439	117	95	109	118
107 ROSCREA, part of,	57,540	8,017	163	34	49	42	38
108 THURLES,	142,543	24,283	483	132	118	107	126
Tipperary Co. S.R.							
109 CALLAN, part of,	41,863	5,612	112	29	32	26	25
110 CARRICK-ON-SUIR, part of,	26,059	8,084	200	46	64	48	42
111 CASHEL,	156,137	20,182	418	111	117	93	97
112 CLOGHEEN,	117,422	15,521	325	84	83	80	78
113 CLONMEL, part of,	47,235	15,046	333	98	83	85	67
114 TIPPERARY, part of,	144,328	25,176	528	130	139	144	115
115 URLINGFORD, part of,	24,644	2,766	71	22	8	19	22
Waterford Co. and Co. Borough.							
116 CARRICK-ON-SUIR, part of,	54,453	5,213	96	21	23	22	30
117 CLONMEL, part of,	40,473	3,680	66	18	21	14	13
118 DUNGARVAN,	94,044	14,966	316	81	68	95	72
119 KILMATHOMAS,	64,478	7,109	127	27	42	17	41
120 LISMORE,	97,048	13,273	233	69	61	56	47
121 WATERFORD, part of,	68,431	38,228	931	260	243	230	193
122 YOUGHAL, part of,	33,985	4,718	72	16	22	17	17

March 31st, June 30th, September 30th, and December 31st, 1907—continued.

MUNSTER—continued.

MALES.					FEMALES.					SUPERINTENDENT REGISTRARS' DISTRICTS.
Registered in the Quarter ending the last day of				TOTAL.	TOTAL.	Registered in the Quarter ending the last day of				
March.	June.	Sept.	Dec.			March.	June.	Sept.	Dec.	
67	72	68	59	266	237	66	60	59	52	Cork Co.—con.
76	70	54	61	261	300	87	71	62	80	FERMOY.
13	19	6	10	48	54	17	13	11	13	KANTURK.
41	43	44	40	168	142	41	39	32	30	KILMALLOCK, part of.
57	72	59	63	251	236	66	47	53	70	KINSALE.
59	66	62	57	244	261	67	66	60	68	MACROOM.
55	52	56	40	203	180	36	58	39	47	MALLOW.
42	16	30	34	122	110	32	25	25	28	MIDDLETON.
17	35	35	13	100	100	30	32	17	21	MILLSTREET.
64	73	63	59	259	235	61	55	63	56	MITCHELSTOWN, part of.
19	24	14	17	74	95	21	25	21	28	SKIBBEREEN.
28	26	21	14	89	95	24	22	28	21	SKULL.
										YOUGHAL, part of.
										Kerry Co.
71	63	61	58	256	240	64	78	49	49	CAHERSIVEEN.
74	62	51	53	240	230	57	65	61	47	DINGLE.
32	50	46	30	158	132	32	31	35	34	KENMARE.
114	91	127	116	451	374	92	91	88	103	KILLARNEY.
87	100	87	89	363	350	93	89	82	86	LISTOWEL, part of.
143	137	119	135	534	461	139	115	108	99	TRALEE.
										Limerick Co. and Co. Borough.
21	29	24	22	99	102	31	22	20	29	CROOM.
61	65	68	67	261	227	56	54	63	51	KILMALLOCK, part of.
213	190	203	152	758	760	184	197	217	162	LIMERICK, part of.
12	14	13	9	48	55	14	18	12	11	LISTOWEL, part of.
16	7	14	20	57	49	9	16	16	8	MITCHELSTOWN, part of.
80	69	70	82	301	253	56	63	58	76	NEWCASTLE.
36	32	34	41	143	133	34	28	32	39	RATHEALE.
20	27	10	18	75	77	20	13	17	27	TIPPERARY, part of.
										Tipperary Co. N.R.
7	1	5	3	16	16	5	5	4	2	BIRR, part of.
22	19	26	21	88	66	10	27	11	18	BORRISOKANE.
74	40	55	59	228	211	43	55	54	59	NENAGH.
16	21	23	18	78	85	18	28	19	20	ROSCREA, part of.
71	62	63	72	268	215	61	56	44	54	THURLES.
										Tipperary Co. S.R.
12	15	15	14	56	56	17	17	11	11	CALLAN, part of.
28	34	18	24	104	96	18	30	30	18	CARRICK-ON-SUIR, part of.
48	67	46	49	210	208	63	50	47	48	CASHEL.
52	48	40	26	176	149	32	35	40	42	CLOGHEEN.
56	46	50	31	183	150	42	37	35	36	CLONMEL, part of.
55	64	74	57	250	278	75	75	70	58	TIPPERARY, part of.
10	3	8	14	35	36	12	5	11	8	URLINGFORD, part of.
										Waterford Co. and Co. Borough.
10	11	8	14	43	53	11	12	14	16	CARRICK-ON-SUIR, part of.
11	11	6	6	34	32	7	10	8	7	CLONMEL, part of.
39	34	56	42	171	145	42	34	39	30	DUNGARVAN.
14	18	11	15	58	69	13	24	6	26	KILMACTHOMAS.
33	36	30	19	118	115	36	25	26	28	LISMORE.
130	116	130	92	468	463	130	127	100	106	WATERFORD, part of.
13	10	8	8	39	33	3	12	9	9	YOUGHAL, part of.

BIRTHS registered in Ireland in the Four Quarters ending

III.—PROVINCE OF

SUPERINTENDENT REGISTRARS' DISTRICTS.	Area in Statute Acres.	Population in 1901.	MALES AND FEMALES.				
			TOTAL.	Registered in the Quarter ending the last day of			
				March.	June.	Sept.	Dec.
Antrim Co.							
No.							
123 ANTRIM,	117,127	29,472	695	180	166	189	160
124 BALLYCASTLE,	102,197	12,686	257	68	69	59	61
125 BALLYMENA,	161,162	53,082	1,118	265	295	274	284
126 BALLYMONEY,	121,132	28,276	610	150	166	145	149
127 BELFAST, part of,	22,087	11,041	260	58	83	61	58
128 LARNE,	117,801	33,029	853	215	227	193	218
129 LISBURN, part of,	47,706	25,260	675	177	176	177	145
130 LURGAN, part of,	12,317	3,244	59	20	21	10	8
Armagh Co.							
131 ARMAGH,	146,578	46,856	1,009	232	274	256	247
132 BANBRIDGE, part of,	18,012	6,248	112	27	29	27	29
133 CASTLEBLAYNEY, part of,	35,765	10,297	200	50	55	60	35
134 LURGAN, part of,	40,333	39,452	1,060	268	291	244	257
135 NEWRY, part of,	71,971	22,539	455	117	113	110	115
Belfast Co. Borough.							
136 BELFAST, part of,	14,716	319,180	11,316	2,778	3,071	2,813	2,654
Cavan Co.							
137 BAILIEBOROUGH,	71,952	15,510	282	58	77	60	87
138 BAWNBOY, part of,	61,908	9,573	171	54	50	29	38
139 CAVAN,	161,074	36,993	677	172	171	178	156
140 COOTEHILL, part of,	69,382	15,434	264	67	69	58	70
141 ENNISKILLEN, part of,	40,507	5,524	87	22	23	23	19
142 GRANARD, part of,	20,281	4,899	90	19	16	34	21
143 OLDCASTLE, part of,	41,921	9,608	181	37	47	42	55
Donegal Co.							
144 BALLYSHANNON, part of,	41,507	9,185	193	51	49	48	45
145 DONEGAL,	160,411	20,480	449	106	127	123	93
146 DUNFANAGHY,	125,678	15,781	423	125	102	85	111
147 GLENTIES,	257,474	33,191	809	250	203	139	217
148 INISHOWEN,	159,418	28,943	660	182	167	156	155
149 LETTERKENNY,	101,245	13,080	265	63	68	70	64
150 LONDONDERRY, part of,	58,948	8,633	169	43	38	52	36
151 MILLFORD,	111,334	20,259	486	149	122	98	117
152 STRABANE, part of,	53,103	10,463	259	58	70	69	62
153 STRANORLAR,	121,151	13,707	250	45	76	62	67
Down Co.							
154 BANBRIDGE, part of,	107,138	36,206	792	209	210	187	186
155 BELFAST, part of,	12,603	8,045	202	47	51	55	49
156 DOWNPATRICK,	147,446	38,869	846	199	245	204	198
157 KILKEEL,	81,834	19,131	387	94	96	114	83
158 LISBURN, part of,	71,335	21,203	402	89	130	102	81
159 LURGAN, part of,	27,293	11,022	235	60	69	54	52
160 NEWRY, part of,	66,000	29,493	644	155	168	175	146
161 NEWTOWNARDS,	93,885	41,920	1,097	259	278	296	264
Fermanagh Co.							
162 BALLYSHANNON, part of,	53,396	6,187	113	21	29	24	39
163 CLONES, part of,	45,704	7,820	173	42	51	42	38
164 ENNISKILLEN, part of,	157,108	25,616	499	138	135	126	100
165 IRVINESTOWN, part of,	57,749	9,760	190	40	59	39	52
166 LISNASKEA,	93,708	16,047	327	72	117	67	71

March 31st, June 30th, September 30th, and December 31st, 1907—continued.

ULSTER.

MALES.					FEMALES.					SUPERINTENDENT REGISTRARS' DISTRICTS.
Registered in the Quarter ending the last day of				TOTAL.	TOTAL.	Registered in the Quarter ending the last day of				
March.	June.	Sept.	Dec.			March.	June.	Sept.	Dec.	
Antrim Co.										
93	90	88	80	351	344	87	76	101	80	ANTRIM.
39	34	31	30	134	123	29	35	28	31	BALLYCASTLE.
144	156	127	136	563	555	121	139	147	148	BALLYMENA.
78	87	77	79	321	289	72	79	68	70	BALLYMONEY.
26	40	26	27	119	141	32	43	35	31	BELFAST, part of.
92	126	106	110	434	419	123	101	87	108	LARNE.
100	79	87	74	340	335	77	97	90	71	LISBURN, part of.
9	11	6	6	32	27	11	10	4	2	LURGAN, part of.
Armagh Co.										
109	133	134	131	507	502	123	141	122	116	ARMAGH.
12	17	14	18	61	51	15	12	13	11	BANBRIDGE, part of.
34	24	22	19	99	101	16	31	38	16	CASTLEBLAYNEY, part of.
138	150	123	141	552	508	130	141	121	116	LURGAN, part of.
64	60	52	60	236	219	53	53	53	55	NEWRY, part of.
Belfast Co. Borough.										
1,447	1,519	1,453	1,349	5,798	5,518	1,331	1,522	1,360	1,305	BELFAST, part of.
Cavan Co.										
34	38	33	54	159	123	24	39	27	33	BAILIEBOROUGH.
23	30	15	15	83	88	31	20	14	23	BAWNBOY, part of.
85	80	89	81	335	342	87	91	89	75	CAVAN.
36	35	27	28	126	138	31	34	31	42	COOTEHILL, part of.
11	10	12	6	39	48	11	13	11	13	ENNISKILLEN, part of.
10	9	17	9	45	45	9	7	17	12	GRANARD, part of.
22	21	29	34	106	75	15	26	13	21	OLDCASTLE, part of.
Donegal Co.										
23	22	16	19	80	113	28	27	32	26	BALLYSHANNON, part of.
61	64	58	48	231	218	45	63	65	45	DONEGAL.
68	58	48	51	225	198	57	44	37	60	DUNFANAGHY.
130	109	73	111	423	386	120	94	66	106	GLENTIES.
100	77	76	71	324	336	82	90	80	84	INISHOWEN.
28	31	38	31	128	137	35	37	32	33	LETTERKENNY.
18	19	26	21	84	85	25	19	26	15	LONDONDERRY, part of.
65	60	49	62	236	250	84	62	49	55	MILLFORD.
33	36	43	33	145	114	25	34	26	29	STRABANE, part of.
18	36	34	29	117	133	27	40	23	38	STRANORLAR.
Down Co.										
112	105	90	97	404	388	97	105	97	89	BANBRIDGE, part of.
28	27	25	25	105	97	19	24	30	24	BELFAST, part of.
93	130	97	105	425	421	106	115	107	93	DOWNPATRICK.
50	51	66	39	206	181	44	45	48	44	KILKEEL.
49	62	49	35	195	207	40	68	53	46	LISBURN, part of.
32	37	25	23	117	118	28	32	29	29	LURGAN, part of.
75	75	88	72	310	334	80	93	87	74	NEWRY, part of.
133	149	155	107	544	553	126	129	141	157	NEWTOWNARDS.
Fermanagh Co.										
13	12	14	21	60	53	8	17	10	18	BALLYSHANNON, part of.
24	24	22	21	91	82	18	27	20	17	CLONES, part of.
66	74	65	52	257	242	72	61	61	48	ENNISKILLEN, part of.
23	25	18	27	93	97	17	34	21	25	IRVINESTOWN, part of.
40	51	28	34	156	171	32	63	39	37	LISNASKEA.

BIRTHS registered in Ireland in the Four Quarters ending

III.—PROVINCE OF

SUPERINTENDENT REGISTRARS' DISTRICTS.	Area in Statute Acres.	Population in 1901.	MALES AND FEMALES.				
			TOTAL.	Registered in the Quarter ending the last day of			
				March.	June.	Sept.	Dec.
Londonderry Co. and Co. Borough.							
No.							
167 COLERAINE,	118,786	29,917	704	176	179	193	156
168 LIMAVADY,	152,711	20,623	453	112	123	98	120
169 LONDONDERRY, part of, . .	85,172	54,872	1,418	353	355	369	341
170 MAGHERAFELT,	156,719	38,992	756	182	211	199	164
Monaghan Co.							
171 CARRICKMACROSS,	65,651	15,511	381	102	98	105	76
172 CASTLEBLAYNEY, part of, . .	63,761	16,318	339	91	77	90	81
173 CLONES, part of,	27,800	8,028	181	40	50	44	50
174 COOTEHILL, part of,	36,162	6,120	125	32	33	32	28
175 MONAGHAN,	125,132	28,301	516	130	131	132	120
Tyrone Co.							
176 CASTLEDERG,	91,786	11,789	232	56	62	62	52
177 OLOGHER,	89,284	14,316	295	81	87	63	61
178 COOKSTOWN,	96,720	23,615	487	127	125	127	108
179 DUNGANNON,	110,217	32,563	646	162	171	150	163
180 IRVINESTOWN, part of,	24,131	4,335	86	22	19	28	17
181 OMAGH,	229,813	38,553	711	169	219	161	159
182 STRABANE, part of,	136,992	25,306	595	135	183	141	133

IV.—PROVINCE OF

Galway Co.							
183 BALLINASLOE, part of,	125,570	15,598	268	61	68	73	66
184 CLIFDEN,	193,782	18,768	365	115	70	89	91
185 GALWAY,	198,536	36,465	912	247	220	234	211
186 GLENNAMADDY,	100,271	16,577	331	106	79	69	77
187 GORT,	106,326	12,286	219	66	69	54	60
188 LOUGHREA,	198,927	20,126	364	97	96	83	88
189 MOUNT BELLEW,	102,404	15,019	259	85	70	51	53
190 OUGHTERARD,	173,506	17,732	397	99	96	102	100
191 PORTUMNA,	77,261	9,054	186	45	53	45	43
192 TUAM,	191,264	30,924	624	163	181	154	126
Leitrim Co.							
193 BALLYSHANNON, part of	32,425	5,229	91	20	21	27	23
194 BAWNBOY, part of,	42,788	8,887	145	32	30	37	37
195 CARRICK-ON-SHANNON, pt. of, . .	63,484	13,039	246	77	64	56	49
196 MANORHAMILTON,	144,857	22,334	427	131	98	85	113
197 MCHILL,	92,956	19,854	380	119	96	80	85

March 31st, June 30th, September 30th, and December 31st, 1907—continued.

ULSTER—continued.

MALES.					FEMALES.					SUPERINTENDENT REGISTRARS' DISTRICTS.
Registered in the Quarter ending the last day of				TOTAL.	TOTAL.	Registered in the Quarter ending the last day of				
March.	June.	Sept.	Dec.			March.	June.	Sept.	Dec.	
										Londonderry Co. and Co. Borough.
96	87	88	82	353	351	80	92	105	74	COLERAINE.
61	74	48	68	251	202	51	49	50	52	LIMAVADY.
170	180	174	174	698	720	183	175	195	167	LONDONDERRY, part of.
98	121	100	83	404	352	84	90	99	79	MAGHERAFELT.
										Monaghan Co.
51	50	55	41	197	184	51	48	50	35	CARRICKMACROSS.
57	39	41	45	182	157	34	38	49	36	CASTLEBLAYNEY, part of.
17	22	21	22	82	102	23	28	23	28	CLONES, part of.
14	14	18	15	61	64	18	19	14	13	COOTEHILL, part of.
58	79	66	67	270	246	72	55	66	53	MONAGHAN.
										Tyrone Co.
21	31	31	23	112	120	32	31	28	29	CASTLEBERG.
38	51	32	34	155	140	43	36	31	30	CLOGHER.
55	59	69	61	247	240	72	66	58	44	COOKSTOWN.
94	92	76	81	343	303	68	79	74	82	DUNGANNON.
8	13	11	10	45	41	14	6	14	7	IRVINESTOWN, part of.
91	123	83	86	386	325	75	96	81	73	OMAGH.
64	104	78	65	311	284	71	79	66	68	STRABANE, part of.

CONNAUGHT.

										Galway Co.
31	39	33	30	133	135	30	29	40	36	BALLINASLOE, part of.
61	37	47	45	190	175	54	33	42	46	CLIFDEN.
125	112	125	103	465	447	122	108	109	108	GALWAY.
56	45	30	31	162	169	50	34	39	46	GLENNAMADDY.
37	35	27	38	137	112	29	34	27	22	GORT.
52	46	52	43	193	171	45	50	31	45	LOUGHREA.
33	27	23	31	114	145	52	43	28	22	MOUNT BELLEW.
50	52	62	63	227	170	49	44	40	37	OUGHTERARD.
16	28	27	24	95	91	29	25	18	19	PORTUMNA.
89	103	86	69	347	277	74	78	68	57	TUAM.
										Leitrim Co.
10	12	19	13	54	37	10	9	8	10	BALLYSHANNON, part of.
17	20	20	21	78	67	15	19	17	16	BAWNBOY, part of.
45	33	29	25	132	114	32	31	27	24	CARRICK-ON-SHANNON, part of.
57	45	45	51	198	229	74	53	40	62	MANORHAMILTON.
61	48	49	45	206	174	55	48	31	40	MOHILL.

BIRTHS registered in Ireland in the Four Quarters ending

IV.—PROVINCE OF

SUPERINTENDENT REGISTRARS' DISTRICTS.	Area in Statute Acres.	Population in 1901.	MALES AND FEMALES.				
			TOTAL.	Registered in the Quarter ending the last day of			
				March.	June.	Sept.	Dec.
Mayo Co.							
No.							
198 BALLINA,	150,428	24,653	432	106	140	88	98
199 BALLINROBE,	147,144	21,238	424	124	109	100	91
200 BELMULLET,	179,246	13,845	348	95	87	75	91
201 CASTLEBAR,	141,193	26,522	618	168	191	140	119
202 CLAREMORRIS,	110,790	25,820	544	166	124	118	136
203 KILLALA,	105,160	8,254	170	51	39	38	42
204 SWINEFORD,	151,560	44,162	1,159	362	209	244	344
205 WESTPORT,	347,819	34,672	876	269	194	190	223
Roscommon Co.							
206 ATHLONE, part of,	82,711	10,701	151	50	44	30	27
207 BALLINASLOE, part of,	35,059	3,681	76	18	16	20	22
208 BOYLE, part of,	84,655	16,868	325	102	68	70	85
209 CARRICK-ON-SHANNON, pt of	37,518	6,241	106	27	25	30	24
210 CASTLEREAGH,	163,663	33,576	622	207	153	143	119
211 ROSCOMMON,	114,345	15,164	267	77	64	60	66
212 STROKESTOWN,	90,339	15,560	251	61	67	57	66
Sligo Co.							
213 BOYLE, part of,	75,525	13,757	271	79	70	50	72
214 DROMORE WEST,	97,063	13,034	272	81	68	57	66
215 SLIGO,	143,808	38,088	777	213	207	187	170
216 TOBERCURRY,	125,809	19,204	402	113	105	95	80

March 31st, June 30th, September 30th, and December 31st, 1907—*continued.*

CONNAUGHT—*continued.*

MALES.					FEMALES.					SUPERINTENDENT REGISTRARS' DISTRICTS.
Registered in the Quarter ending the last day of				TOTAL.	TOTAL.	Registered in the Quarter ending the last day of				
March.	June.	Sept.	Dec.			March.	June.	Sept.	Dec.	
Mayo Co.										
55	73	36	50	214	218	51	67	52	48	BALLINA.
58	57	46	52	213	211	66	52	51	39	BALLINROBE.
50	45	33	43	171	177	45	42	42	48	BELMULLET.
77	100	72	57	306	312	91	91	68	62	CASTLEBAR.
90	66	62	76	294	250	76	58	56	60	CLAREMORRIS.
26	25	15	15	81	89	25	14	23	27	KILLALA,
184	101	125	170	580	579	178	108	119	174	SWINEFORD.
127	105	99	109	440	436	142	89	91	114	WESTPORT.
Roscommon Co.										
28	19	14	13	74	77	22	25	16	14	ATHLONE, part of.
13	9	11	12	45	31	5	7	9	10	BALLINASLOE, part of.
44	41	36	43	164	161	58	27	34	42	BOYLE, part of.
16	14	15	9	54	52	11	11	15	15	CARRICK-ON-SHANNON, part of.
93	72	62	70	297	325	114	81	81	49	CASTLEREAGH.
48	40	34	39	161	106	29	24	26	27	ROSCOMMON.
30	37	30	31	128	123	31	30	27	35	STROKESTOWN.
Sligo Co.										
36	38	24	40	138	133	43	32	26	32	BOYLE, part of.
41	33	28	33	135	137	40	35	29	33	DROMORE WEST.
111	115	93	96	415	362	102	92	94	74	SLIGO.
63	55	51	51	220	182	50	50	44	38	TOBERCOURRY.

BIRTHS Registered in Ireland in the Four Quarters ending March 31st, June 30th, September 30th, and December 31st, 1907, in each SUPERINTENDENT REGISTRAR'S DISTRICT OR POOR LAW UNION.

Number of Numbers of Union in preceding Abstracts.	SUPERINTENDENT REGISTRARS' DISTRICTS OR POOR LAW UNIONS.	AREA in Statute Acres.	Popu-lation in 1901.	MALES AND FEMALES.				MALES.				FEMALES.						
				Total.	Registered in the Quarter ending the last day of				Registered in the Quarter ending the last day of				Total.	Total.	Registered in the Quarter ending the last day of			
					Mar.	June.	Sept.	Dec.	Mar.	June.	Sept.	Dec.			Mar.	June.	Sept.	Dec.
43	Abbeyleix, . . .	127,012	17,050	303	75	76	77	75	35	35	33	40	143	160	40	41	44	35
123	Antrim, . . .	117,127	29,172	695	180	166	189	160	93	90	88	80	351	344	87	76	101	80
32, 35	Ardee, . . .	96,218	14,626	272	61	78	67	63	31	35	33	34	133	139	33	43	34	29
131	Armagh, . . .	146,578	46,856	1,009	232	271	256	247	109	133	131	131	507	502	123	141	122	116
48, 206	Athlone, . . .	151,025	27,261	502	139	139	118	106	86	71	59	58	274	228	53	68	59	48
11, 44	Athy, . . .	161,131	22,155	475	107	123	122	123	61	57	61	66	245	230	46	66	61	57
137	Bailieborough, . . .	71,952	15,510	282	58	77	60	87	34	38	33	51	159	123	24	39	27	33
198	Ballina, . . .	150,428	24,653	432	106	140	88	98	55	73	36	50	214	218	51	67	52	48
183, 207	Ballinasloe, . . .	160,629	19,279	344	79	84	93	88	44	48	41	42	178	166	35	36	49	46
199	Ballinrobe, . . .	147,144	21,238	424	124	109	100	91	58	57	46	52	213	211	66	52	54	39
121	Ballycastle, . . .	102,197	12,686	257	68	69	59	61	39	34	31	30	134	123	29	35	28	31
29, 49	Ballymahon, . . .	100,142	12,907	229	61	70	46	49	35	33	26	26	120	109	29	37	20	23
125	Ballymena, . . .	161,162	53,082	1,118	265	295	274	284	144	156	127	136	563	555	121	139	147	148
126	Ballymoney, . . .	121,132	28,276	610	150	166	145	149	78	87	77	79	321	289	72	79	68	70
144, 162, 193	Ballyshannon, . . .	132,328	20,601	397	92	99	99	107	46	46	49	53	194	203	46	53	50	54
63	Ballyvaghan, . . .	71,658	3,920	80	32	18	18	12	15	14	12	7	48	32	17	4	6	5
4	Balrothery, . . .	84,072	18,146	335	87	88	74	86	50	43	35	46	174	161	37	45	39	40
1, 12, 58	Baltinglass, . . .	154,352	16,191	301	66	86	79	70	35	45	40	35	155	146	31	41	39	35
132, 154	Banbridge, . . .	125,150	42,454	904	236	239	214	215	124	122	104	115	465	439	112	117	110	100
72	Bandon, . . .	101,345	17,878	359	78	102	99	80	45	57	55	46	203	156	33	45	44	34
73	Bantry, . . .	106,851	13,457	309	90	67	76	76	47	38	41	47	173	136	43	29	35	29
138, 194	Bawnboy, . . .	104,696	18,160	316	86	89	66	75	40	50	35	36	161	155	46	39	31	39
127, 136, 155	Belfast, . . .	49,406	368,266	11,778	2,883	3,205	2,929	2,761	1,501	1,616	1,504	1,401	6,022	5,756	1,382	1,589	1,425	1,360
200	Belmullet, . . .	179,246	13,845	348	95	87	75	91	50	45	33	43	171	177	45	42	42	48
24, 104	Birr, . . .	220,672	25,332	462	117	100	133	112	66	56	63	58	243	219	51	44	70	54
105	Borrisokane, . . .	81,850	8,532	154	32	46	37	39	22	19	26	21	88	66	10	27	11	18
208, 213	Boyle, . . .	160,180	30,625	596	181	138	120	157	80	79	60	83	302	294	101	59	60	71
90	Cahersiveen, . . .	138,130	22,435	496	135	141	113	107	71	63	64	58	256	240	64	78	49	49
16, 109	Callan, . . .	104,011	13,805	294	67	85	76	66	27	39	41	31	138	156	40	46	35	35
2, 45	Carlow, . . .	199,942	34,438	672	155	190	170	157	72	95	86	85	338	334	83	95	84	72
171	Carrickmacross, . . .	65,651	15,544	381	102	98	105	76	51	50	55	41	197	184	51	48	50	35
195, 209	Carrick-on-Shannon, . . .	161,002	19,280	352	104	89	86	73	61	47	44	34	186	166	43	42	42	39
17, 110, 116	Carrick-on-Suir, . . .	112,632	17,763	371	85	109	85	92	48	58	35	50	191	180	37	51	50	42
111	Cashel, . . .	156,137	20,182	418	111	117	93	97	48	67	46	49	210	208	63	50	47	48
201	Castlebar, . . .	141,193	26,522	618	168	191	140	119	77	100	72	57	306	312	91	91	68	62
133, 172	Castleblayney, . . .	99,526	26,615	539	141	132	150	116	91	63	63	64	281	258	50	69	87	52
18	Castlecomer, . . .	57,820	10,114	204	59	58	38	49	32	31	24	26	113	91	27	27	14	23
176	Castledearg, . . .	91,786	11,789	232	56	62	62	52	24	31	34	23	112	120	22	31	28	29
210	Castlereagh, . . .	163,663	33,576	622	207	153	143	119	93	72	62	70	297	325	114	81	81	49
74	Castletown, . . .	73,445	11,178	284	68	65	80	71	26	33	43	37	139	145	42	32	37	34
139	Cavan, . . .	161,974	36,993	677	172	171	178	156	85	80	89	81	335	342	87	91	89	75
5, 13	Celbridge, . . .	79,934	14,225	278	70	71	73	64	32	26	44	34	136	142	38	45	29	30
202	Claremorris, . . .	110,790	25,820	544	166	124	118	136	90	66	62	76	294	250	76	58	56	60
184	Clifden, . . .	193,782	18,768	365	115	70	89	91	61	37	47	45	190	175	54	33	42	46
112	Clogheen, . . .	117,422	15,521	325	84	83	80	78	52	48	40	36	176	149	32	35	40	42
177	Clogher, . . .	89,284	14,316	295	81	87	63	64	38	51	32	34	155	140	43	36	31	30
75	Clonakilty, . . .	80,465	19,158	361	110	97	75	79	51	47	37	42	177	184	59	50	38	37
163, 173	Clones, . . .	73,504	15,848	357	82	101	86	88	41	46	43	43	173	184	41	55	43	45
113, 117	Clonmel, . . .	87,708	18,726	399	116	104	99	80	67	57	56	37	217	182	49	47	43	43
167	Coleraine, . . .	118,786	29,917	704	176	179	193	156	96	87	88	82	353	351	80	92	105	74
178	Cookstown, . . .	96,720	23,615	487	127	125	127	108	55	59	69	64	247	240	72	66	58	44
140, 174	Cootehill, . . .	105,844	21,854	389	99	102	90	98	50	49	45	43	187	202	49	53	45	55
76	Cork, . . .	169,732	133,173	3,165	817	828	778	742	414	414	404	384	1,616	1,549	403	414	374	358
64	Corrofin, . . .	61,382	4,803	84	18	27	20	19	9	9	12	10	40	44	9	18	8	9
96	Croom, . . .	83,324	10,806	201	55	51	44	51	24	29	21	22	99	102	31	22	20	29
50	Delvin, . . .	74,328	8,477	119	34	27	32	26	16	18	19	14	67	52	18	9	13	12

BIRTHS Registered in Ireland in the Four Quarters ending March 31st, June 30th, September 30th, and December 31st, 1907, in each SUPERINTENDENT REGISTRAR'S DISTRICT or POOR LAW UNION—*continued.*

Number or Numbers of Union in preceding Abstracts.	SUPERINTENDENT REGISTRAR'S DISTRICTS OR POOR LAW UNIONS.	AREA in Statute Acres.	Population in 1901.	MALES AND FEMALES.				MALES.				FEMALES.						
				Total.	Registered in the Quarter ending the last day of				Total.	Registered in the Quarter ending the last day of				Total.	Registered in the Quarter ending the last day of			
					Mar.	June.	Sept.	Dec.		Mar.	June.	Sept.	Dec.		Mar.	June.	Sept.	Dec.
91	Dingle,	126,459	18,274	470	131	127	112	100	74	62	51	53	210	230	57	65	61	47
145	Donegal,	160,411	20,480	449	106	127	123	93	61	61	58	48	231	218	45	63	65	45
156	Downpatrick,	147,146	38,869	846	199	215	204	198	93	130	97	105	425	421	106	115	107	93
33,36	Drogheda,	99,006	26,196	533	131	129	135	135	71	68	87	76	302	231	63	61	48	59
214	Dromore West,	97,063	13,934	272	81	68	57	66	41	33	28	33	135	137	40	35	29	33
6,9	Dublin, North,	41,090	165,592	5,569	1,335	1,349	1,379	1,306	679	711	692	673	2,755	2,614	656	638	687	633
7,10	Dublin, South,	48,390	214,074	5,864	1,475	1,513	1,466	1,410	770	762	713	714	2,959	2,905	705	751	753	696
34	Dundalk,	94,414	31,729	717	188	194	155	180	99	97	77	79	352	365	89	97	78	101
146	Dunfanaghy,	125,678	15,781	423	125	102	85	111	68	58	48	51	225	198	57	44	37	60
179	Dungannon,	110,217	32,563	616	162	171	150	163	94	92	76	81	343	303	68	79	74	82
118	Dungarvan,	91,044	14,966	316	81	68	95	72	39	34	56	42	171	145	42	34	39	30
77	Dunmanway,	103,917	13,321	287	66	82	80	59	37	42	41	41	161	126	29	40	39	18
37	Dunshaughlin,	106,822	7,979	151	37	50	35	29	17	29	18	15	79	72	20	21	17	14
14,25,38	Edenderry,	172,410	14,653	328	89	94	78	67	49	47	46	35	177	151	40	47	32	32
65	Ennis,	112,752	19,772	421	117	108	92	104	58	48	47	42	195	226	59	60	45	62
54	Enniscorthy,	193,251	31,259	624	136	182	155	151	71	88	71	74	304	320	65	94	84	77
141,164	Enniskillen,	197,615	31,140	586	160	158	149	119	77	81	77	58	296	290	83	74	72	61
66	Ennistimon,	99,619	18,069	342	97	90	73	82	54	46	31	47	178	164	43	44	42	35
78	Fermoy,	148,360	22,732	503	133	132	127	111	67	72	68	59	266	237	66	60	59	52
185	Galway,	198,536	36,465	912	247	220	234	211	125	112	125	103	465	447	122	108	109	108
186	Glennamaddy,	100,271	16,577	331	106	79	69	77	56	45	30	31	162	169	50	34	39	46
147	Glenties,	257,474	33,191	809	250	203	139	217	130	109	73	111	423	386	120	94	66	106
55	Gorey,	130,031	16,463	333	79	89	94	71	43	41	50	30	164	169	36	48	44	41
187	Gort,	106,326	12,286	249	66	69	54	69	37	35	27	38	137	112	29	34	27	22
30,51,142	Granard,	134,708	23,483	448	126	101	109	112	71	57	57	56	241	207	55	44	52	56
148	Inishowen,	159,118	28,943	660	182	167	156	155	100	77	76	71	324	336	82	90	80	84
165,180	Irvinestown,	81,880	14,095	276	62	78	67	69	31	38	32	37	138	138	31	40	35	32
79	Kanturk,	185,685	23,181	564	163	141	116	144	76	70	54	64	264	300	87	71	62	80
39	Kells,	103,426	13,769	282	72	65	83	62	35	37	38	35	145	137	37	28	45	27
92	Kenmare,	198,116	14,642	290	64	81	81	64	32	50	46	30	158	132	32	31	35	34
157	Kilkeel,	81,834	19,131	387	94	96	114	83	50	51	66	39	206	181	44	45	48	44
19	Kilkenny,	110,944	23,708	525	123	135	134	133	62	69	81	65	277	248	61	66	53	68
67	Killadysert,	63,704	9,165	177	54	42	48	33	32	15	26	19	92	85	22	27	22	14
203	Killala,	105,160	8,254	170	51	39	38	42	26	25	15	15	81	89	25	14	23	27
93	Killarney,	251,430	37,096	825	206	185	215	219	114	94	127	116	451	371	92	91	88	103
119	Kilmachomas,	64,478	7,109	127	27	42	17	41	14	18	11	15	58	69	13	24	6	26
80,97	Kilmallock,	145,150	25,551	590	147	151	148	144	74	81	74	77	309	281	73	67	74	67
68	Kilrush,	137,497	28,734	551	118	147	151	135	60	73	74	79	286	265	58	74	77	56
81	Kinsale,	79,651	16,673	310	82	82	76	70	41	43	44	40	168	142	41	39	32	30
123	Larne,	117,801	33,029	853	215	227	193	218	92	126	106	110	434	419	123	101	87	108
149	Letterkenny,	101,245	13,080	265	63	68	70	64	28	31	38	31	128	137	35	37	32	33
168	Limavady,	152,711	20,623	453	112	123	98	120	61	74	48	68	251	202	51	49	50	52
69,98	Limerick,	177,911	66,014	1,667	427	431	455	354	229	211	221	172	833	834	198	220	234	182
129,158	Lisburn,	119,041	46,463	1,077	266	306	279	226	149	141	136	109	535	542	117	165	143	117
120	Lismore,	97,048	13,273	233	69	61	56	47	33	36	30	19	118	115	36	25	26	28
166	Lisnaskea,	98,708	16,047	327	72	117	67	71	40	54	28	34	156	171	32	63	39	37
94,99	Listowel,	190,176	35,695	816	206	221	194	195	99	114	100	98	411	405	107	107	94	97
150,169	Londonderry,	144,120	63,505	1,587	396	393	421	377	188	199	200	195	782	805	208	191	221	182
31	Longford,	110,073	22,312	443	118	117	94	114	61	69	45	67	242	201	57	48	49	47
188	Loughrea,	198,927	20,126	364	97	96	83	88	52	46	52	43	193	171	45	50	31	45
130,134,159	Lurgan,	79,943	53,718	1,354	348	381	308	317	179	198	154	170	701	653	169	183	154	147
82	Macroom,	179,108	22,998	487	123	119	112	133	57	72	59	63	251	236	66	47	53	70

BIRTHS Registered in Ireland in the Four Quarters ending March 31st, June 30th, September 30th, and December 31st, 1907, in each SUPERINTENDENT REGISTRAR'S DISTRICT OR POOR LAW UNION—*continued.*

Number or Numbers of Union in preceding Abstracts.	SUPERINTENDENT REGISTRAR'S DISTRICTS OR POOR LAW UNIONS.	AREA in Statute Acres.	Popula- tion in 1901.	MALES AND FEMALES.				MALES.				FEMALES.						
				Total.	Registered in the Quarter ending the last day of				Registered in the Quarter ending the last day of				Total.	Total.	Registered in the Quarter ending the last day of			
					Mar.	June.	Sept.	Dec.	Mar.	June.	Sept.	Dec.			Mar.	June.	Sept.	Dec.
170	Magherafelt,	156,719	38,992	756	182	211	199	164	98	121	100	85	404	352	84	90	99	79
83	Mallow,	149,565	20,726	505	126	132	122	125	59	66	62	57	244	261	67	66	60	68
196	Manorhamilton,	114,857	22,334	427	131	98	85	113	57	45	45	51	198	229	74	53	40	62
84	Middleton,	109,266	21,243	383	91	110	95	87	55	52	56	40	203	180	36	58	39	47
151	Millford,	111,334	20,259	486	149	122	98	117	65	60	49	62	236	250	84	62	49	55
85	Millstreet,	74,905	10,515	232	74	41	55	62	42	16	30	34	122	110	32	25	25	28
86,100	Mitchelstown,	86,957	14,157	306	72	90	82	62	33	42	49	33	157	149	39	48	33	29
197	Mohill,	92,956	19,854	380	119	96	80	85	64	48	49	45	206	174	55	48	31	40
175	Monaghan,	125,132	28,301	516	130	134	132	120	58	79	66	67	270	246	72	55	66	53
189	Mount Bellew,	102,404	15,019	259	85	70	51	53	33	27	23	31	114	145	52	43	28	22
26,46	Mountmellick,	200,629	28,577	554	127	161	132	134	77	76	65	74	292	262	50	85	67	60
52	Mullingar,	208,601	27,047	548	139	138	141	130	80	65	63	71	279	269	59	73	78	59
15,59	Naas,	216,188	34,042	846	225	202	243	176	120	102	129	94	445	401	105	100	114	82
40	Navan,	94,474	14,550	285	80	86	54	65	39	43	26	35	143	142	41	43	28	30
106	Nenagh,	183,088	24,932	439	117	95	109	118	74	40	55	59	228	211	43	55	54	59
101	Newcastle,	143,862	23,891	554	136	132	128	158	80	69	70	82	301	253	56	63	58	76
3,20,56	New Ross,	177,189	30,795	582	146	173	142	121	76	95	76	62	309	273	70	78	66	59
135,160	Newry,	137,971	52,032	1,099	272	281	285	261	139	135	140	132	546	553	133	146	145	129
161	Newtownards,	93,885	41,920	1,097	259	278	296	264	133	149	155	107	544	553	126	129	141	157
41,143	Oldcastle,	86,043	15,015	288	60	73	74	81	34	33	39	44	150	138	26	40	35	37
181	Omagh,	229,813	38,553	711	169	219	164	159	94	123	83	86	386	325	75	96	81	73
190	Oughterard,	173,506	17,732	397	99	96	102	100	50	52	62	63	227	170	49	44	40	37
191	Portumna,	77,264	9,054	186	45	53	45	43	16	28	27	24	95	91	29	25	18	19
8,60	Rathdown,	61,498	57,742	1,080	275	282	264	259	147	141	146	137	571	509	128	141	118	122
61	Rathdrum,	227,488	26,689	623	151	155	173	144	94	71	91	69	325	298	57	84	82	75
102	Rathkeale,	101,887	14,991	276	70	60	66	80	36	32	34	41	143	133	34	28	32	39
211	Roscommon,	114,345	15,164	267	77	64	60	66	48	40	34	39	161	106	29	24	26	27
27,47,107	Roscrea,	149,680	17,739	329	77	85	78	89	40	36	42	48	166	163	37	49	36	41
70	Scarriff,	86,633	10,445	224	61	61	56	46	25	27	35	23	110	114	36	34	21	23
62	Shillelagh,	83,074	8,946	172	48	42	39	43	27	22	17	21	87	85	21	20	22	22
87	Skibbereen,	115,025	25,195	494	125	128	126	115	64	73	63	59	259	235	61	55	63	56
88	Skull,	57,169	10,243	169	40	49	35	45	19	24	14	17	74	95	21	25	21	28
215	Sligo,	143,808	38,088	777	213	207	187	170	111	115	93	96	415	362	102	92	94	74
152,182	Strabane,	190,095	35,859	854	193	253	213	195	97	140	121	98	456	398	96	113	92	97
153	Stranorlar,	121,151	13,707	250	45	76	62	67	18	36	34	29	117	133	27	40	28	38
212	Strokestown,	90,339	15,560	251	61	67	57	66	30	37	30	31	128	123	31	30	27	35
204	Swineford,	151,560	44,162	1,159	362	209	244	344	184	101	125	170	580	579	178	108	119	174
21	Thomastown,	107,577	13,238	258	62	76	65	55	25	48	33	27	133	125	37	28	32	28
108	Thurles,	142,543	24,283	483	132	118	107	126	71	62	63	72	268	215	61	56	44	54
103,114	Tipperary,	179,987	31,932	680	170	173	171	160	75	91	84	75	325	355	95	88	87	85
216	Tobercurry,	125,809	19,204	402	113	105	95	89	63	55	51	51	220	182	50	50	44	38
95	Tralee,	221,813	41,885	995	282	252	227	234	143	137	119	135	534	461	139	115	108	99
42	Trim,	119,520	13,973	278	80	59	89	50	46	29	38	20	133	145	34	30	51	30
192	Tuam,	191,264	30,924	624	163	181	154	126	89	103	86	69	347	277	74	78	68	57
71	Tulla,	86,428	9,834	168	39	48	35	46	18	23	13	29	83	85	21	25	22	17
28,53	Tullamore,	155,395	23,388	453	116	128	114	95	58	71	61	49	239	214	58	57	53	46
22,115	Uringford,	77,643	8,657	206	56	40	55	55	29	22	26	30	107	99	27	18	29	25
23,121	Waterford,	125,717	48,091	1,127	317	298	265	247	159	150	148	119	576	551	158	148	117	128
205	Westport,	347,819	34,672	876	269	194	190	223	127	105	99	109	440	436	142	89	91	114
57	Wexford,	126,301	32,339	762	175	219	201	167	88	102	112	87	389	373	87	117	89	80
89,122	Youghal,	70,624	14,881	256	68	70	66	52	41	36	29	22	128	128	27	34	37	30

DEATHS registered in each Province and County in Ireland in the Four Quarters ending March 31st, June 30th, September 30th, and December 31st, 1907.

PROVINCES AND COUNTIES.	AREA in Statute Acres.	Popula- tion in 1901.	MALES AND FEMALES.								MALES.				FEMALES.			
			Total.	Registered in the Quarter ending the last day of				Registered in the Quarter ending the last day of				Total.	Total.	Registered in the Quarter ending the last day of				
				Mar.	June.	Sept.	Dec.	Mar.	June.	Sept.	Dec.			Mar.	June.	Sept.	Dec.	
IRELAND,	20,345,328	4,458,775	77,334	23,362	20,341	15,530	18,101	11,534	10,213	7,788	9,083	38,618	38,716	11,828	10,128	7,742	9,018	
No. PROVINCES.																		
I. LEINSTER,	4,839,572	1,152,829	22,342	6,515	6,071	4,550	5,206	3,262	3,071	2,386	2,658	11,277	11,065	3,253	3,000	2,264	2,548	
II. MUNSTER,	5,955,027	1,076,188	16,717	5,173	4,387	3,328	3,829	2,573	2,191	1,708	1,965	8,440	8,277	2,600	2,193	1,620	1,861	
III. ULSTER,	5,322,534	1,582,826	29,524	8,932	7,613	5,870	7,109	4,358	3,758	2,871	3,449	14,436	15,088	4,574	3,855	2,999	3,660	
IV. CONNAUGHT,	4,228,195	616,932	8,751	2,742	2,270	1,782	1,957	1,341	1,190	923	1,011	4,465	4,286	1,401	1,080	859	946	

I.—PROVINCE OF LEINSTER—COUNTIES.

1 CARLOW,	221,424	37,748	595	147	172	153	123	75	91	80	67	313	282	72	81	73	56
2 DUBLIN,	218,873	157,568	2,861	797	771	559	734	379	358	210	352	1,329	1,532	418	413	319	382
3 DUBLIN CO. BOROUGH,	7,911	290,638	7,708	2,229	2,109	1,573	1,797	1,100	1,058	778	898	3,834	3,874	1,129	1,051	795	899
4 KILDARE,	418,497	63,566	1,054	297	308	212	237	155	164	115	135	569	485	142	144	97	102
5 KILKENNY,	509,249	79,159	1,393	424	394	279	296	214	203	157	148	722	671	210	191	122	148
6 KING'S,	493,263	60,187	862	254	245	162	201	137	124	80	102	443	419	117	121	82	99
7 LONGFORD,	237,770	46,672	781	265	197	148	171	138	102	85	85	410	371	127	95	63	86
8 LOUTH,	202,181	65,820	1,137	359	284	242	252	176	146	130	138	590	547	183	138	112	114
9 MEATH,	577,735	67,497	1,197	354	328	228	287	198	182	122	180	682	515	156	146	106	107
10 QUEEN'S,	424,723	57,417	910	249	221	187	253	135	121	93	129	478	432	111	100	94	124
11 WESTMEATH,	434,665	61,629	988	278	259	223	228	135	137	121	123	536	452	123	122	102	105
12 WEXFORD,	573,323	104,104	1,851	576	514	362	399	260	249	172	201	882	969	316	265	190	198
13 WICKLOW,	499,958	60,824	1,005	286	269	222	228	140	136	113	100	489	516	146	133	109	128

II.—PROVINCE OF MUNSTER—COUNTIES.

14 CLARE,	788,332	112,334	1,573	516	440	303	314	243	209	155	161	768	805	273	231	148	153
15 CORK CO. AND CO. BOROUGH	1,838,921	404,611	6,485	1,957	1,736	1,332	1,460	974	897	701	756	3,328	3,157	983	839	681	704
16 KERRY,	1,161,752	165,726	2,104	657	550	429	468	345	286	200	241	1,072	1,032	312	264	229	227
17 LIMERICK CO. AND CO. BOROUGH,	662,973	146,098	2,479	734	624	489	632	342	296	244	322	1,204	1,275	392	328	245	310
18 TIPPERARY, North Riding,	492,449	67,815	949	302	241	182	221	155	114	99	121	489	460	147	127	83	103
19 TIPPERARY, South Riding,	557,688	92,417	1,570	476	405	319	370	251	196	178	181	806	764	225	209	141	189
20 WATERFORD CO. AND CO. BOROUGH,	452,912	87,187	1,557	531	391	274	361	263	196	131	183	773	784	268	195	143	178

III.—PROVINCE OF ULSTER—COUNTIES.

21 ANTRIM,	701,529	196,090	3,338	1,043	852	704	739	493	398	353	344	1,588	1,750	550	454	351	395
22 ARMAGH,	312,659	125,392	2,491	762	625	534	570	392	309	237	261	1,199	1,292	370	316	297	309
23 BELFAST CO. BOROUGH,	14,716	319,180	7,759	2,094	2,009	1,481	2,175	987	979	717	1,031	3,714	4,045	1,107	1,030	764	1,144
24 CAVAN,	467,025	97,541	1,559	531	405	286	337	275	211	146	192	824	735	256	194	140	145
25 DONEGAL,	1,190,269	173,722	2,765	865	725	595	580	413	373	317	289	1,392	1,373	452	352	278	291
26 DOWN,	607,534	205,889	3,786	1,176	987	732	891	558	490	373	421	1,842	1,944	618	497	359	470
27 FERMANAGH,	417,665	65,430	1,082	370	251	198	263	185	128	94	130	537	545	185	123	104	133
28 LONDONDERRY CO. AND CO. BOROUGH,	513,388	144,404	2,531	727	688	529	587	354	332	238	285	1,209	1,322	373	356	291	302
29 MONAGHAN,	318,806	74,611	1,446	474	377	282	313	240	199	133	162	734	712	234	178	149	151
30 TYRONE,	778,943	150,567	2,767	890	694	529	654	461	339	263	334	1,397	1,370	429	355	266	320

IV.—PROVINCE OF CONNAUGHT—COUNTIES.

31 GALWAY,	1,467,850	192,549	2,612	808	685	511	608	403	349	252	318	1,322	1,290	405	336	259	290
32 LETRIM,	376,510	69,343	978	343	223	194	218	174	113	101	105	493	485	169	110	93	113
33 MAYO,	1,333,340	199,166	2,561	774	660	576	551	381	352	316	275	1,324	1,237	393	308	260	276
34 ROSCOMMON,	608,290	101,791	1,335	445	362	257	271	200	201	130	144	675	660	245	161	127	127
35 SLIGO,	442,205	84,083	1,265	372	340	244	309	183	175	124	169	651	614	189	165	120	140

DEATHS registered in Ireland in the Four Quarters ending

I.—PROVINCE OF

SUPERINTENDENT REGISTRARS' DISTRICTS.	Area in Statute Acres.	Population in 1901.	MALES AND FEMALES.					
			TOTAL.	Registered in the Quarter ending the last day of				
				March.	June.	Sept.	Dec.	
Carlow Co.								
No.								
1	BALTINGLASS, part of, . . .	33,393	4,486	59	16	20	15	8
2	CARLOW, part of, . . .	162,937	29,726	485	112	138	128	107
3	NEW ROSS, part of, . . .	25,094	3,336	51	19	14	10	8
Dublin Co.								
4	BALROTHERY,	84,072	18,146	321	94	99	57	71
5	CELBRIDGE, part of, . . .	26,237	5,133	81	25	20	11	25
6	DUBLIN, NORTH, part of, . .	36,275	16,957	182	48	37	41	56
7	DUBLIN, SOUTH, part of, . .	45,294	72,071	1,488	413	420	293	362
8	RATHDOWN, part of, . . .	26,995	45,261	789	217	195	157	220
Dublin Co. Borough.								
9	DUBLIN, NORTH, part of, . .	4,930	149,930	3,830	1,119	1,039	763	909
10	DUBLIN, SOUTH, part of, . .	2,981	140,708	3,878	1,110	1,070	810	888
Kildare Co.								
11	ATHY, part of,	113,111	16,192	294	61	118	48	67
12	BALTINGLASS, part of, . . .	17,153	2,030	28	7	12	5	4
13	CELBRIDGE, part of, . . .	53,697	9,092	142	46	36	30	30
14	EDENDERRY, part of, . . .	69,435	5,243	87	28	26	16	17
15	NAAS, part of,	165,101	31,009	503	155	116	113	119
Kilkenny Co.								
16	CALLAN, part of,	62,148	8,163	168	63	43	29	33
17	CARRICK-ON-SUIR, part of, . .	32,120	4,466	79	30	17	16	16
18	CASTLECOMER,	57,820	10,114	186	61	55	35	32
19	KILKENNY,	110,944	23,708	449	130	131	100	88
20	NEW ROSS, part of,	28,355	3,716	40	9	9	12	10
21	THOMASTOWN,	107,577	13,238	230	64	66	44	56
22	URLINGFORD, part of, . . .	52,999	5,891	94	22	26	16	30
23	WATERFORD, part of, . . .	57,286	9,863	147	42	47	27	31
King's Co.								
24	BIRR, part of,	193,214	23,281	331	102	92	67	73
25	EDENDERRY, part of, . . .	81,061	7,322	122	31	48	21	22
26	MOUNTMELICK, part of, . . .	24,548	2,797	25	6	7	4	8
27	ROSCREA, part of,	55,565	5,810	65	21	13	8	23
28	TULLAMORE, part of, . . .	138,845	20,977	316	94	85	62	75
Longford Co.								
29	BALLYMAHON, part of, . . .	69,733	9,478	181	72	37	30	42
30	GRANARD, part of,	77,964	14,882	296	102	84	53	57
31	LONGFORD,	110,073	22,312	304	91	76	65	72
Louth Co.								
32	ARDEE, part of,	65,909	11,578	209	54	62	42	51
33	DROGHEDA, part of,	41,858	19,513	336	106	82	67	81
34	DUNDALK,	94,414	34,729	592	199	140	133	120
Meath Co.								
35	ARDEE, part of,	30,309	3,048	39	10	10	10	9
36	DROGHEDA, part of,	57,148	6,683	93	26	26	18	23
37	DUNSHAUGHLIN,	106,822	7,979	124	39	31	23	31
38	EDENDERRY, part of,	21,914	2,088	33	11	7	6	9
39	KELLS,	103,426	13,769	250	81	72	38	59
40	NAVAN,	94,474	14,550	276	78	71	57	70
41	OLDCASTLE, part of,	44,122	5,407	122	30	27	34	31
42	TRIM,	119,520	13,973	260	79	84	42	55

March 31st, June 30th, September 30th, and December 31st, 1907.

LEINSTER.

MALES.					FEMALES.					SUPERINTENDENT REGISTRARS' DISTRICTS.
Registered in the Quarter ending the last day of				TOTAL.	TOTAL.	Registered in the Quarter ending the last day of				
March.	June.	Sept.	Dec.			March.	June.	Sept.	Dec.	
10	12	7	5	34	25	6	8	8	3	Carlow Co.
56	72	69	58	255	230	56	66	59	49	BALTINGLASS, part of.
9	7	4	4	24	27	10	7	6	4	CARLOW, part of.
										NEW ROSS, part of.
										Dublin Co.
60	58	27	34	179	142	34	41	30	37	BALROTHERY.
14	9	4	12	39	42	11	11	7	13	CELBRIDGE, part of.
24	22	20	31	97	85	24	15	21	25	DUBLIN, NORTH, part of.
187	188	123	175	673	815	226	232	170	187	DUBLIN, SOUTH, part of.
94	81	66	100	341	448	123	114	91	120	RATHDOWN, part of.
										Dublin Co. Borough.
560	530	369	466	1,925	1,905	559	509	394	443	DUBLIN, NORTH, part of.
540	528	409	432	1,909	1,969	570	542	401	456	DUBLIN, SOUTH, part of.
										Kildare Co.
34	65	25	40	164	130	27	53	23	27	ATHY, part of.
4	3	3	3	13	15	3	9	2	1	BALTINGLASS, part of.
25	21	15	16	77	65	21	15	15	14	CELBRIDGE, part of.
12	17	9	5	43	44	16	9	7	12	EDENDERRY, part of.
80	58	63	71	272	231	75	58	50	48	NAAS, part of.
										Kilkenny Co.
36	21	18	18	93	75	27	22	11	15	CALLAN, part of.
13	11	5	10	39	40	17	6	11	6	CARRICK-ON-SUIR, part of.
35	32	17	13	97	89	29	23	18	19	CASTLECOMER.
60	70	62	35	227	222	70	61	38	53	KILKENNY.
5	4	6	6	21	19	4	5	6	4	NEW ROSS, part of.
33	27	24	34	118	112	31	39	20	22	THOMASTOWN.
12	11	8	12	43	51	10	15	8	18	UBLINGFORD, part of.
20	27	17	20	84	63	22	20	10	11	WATERFORD, part of.
										King's Co.
58	45	33	38	174	160	44	47	34	35	BIRR, part of.
16	27	10	10	63	59	15	21	11	12	EDENDERRY, part of.
2	3	1	2	8	17	4	4	3	6	MOUNTMELICK, part of.
13	7	5	11	36	29	8	6	3	12	ROSOREA, part of.
48	42	31	41	162	154	46	43	31	34	TULLAMORE, part of.
										Longford Co.
36	17	13	19	85	96	36	20	17	23	BALLYMAHON, part of.
57	45	31	30	163	133	45	39	22	27	GRANARD, part of.
45	40	41	36	162	142	46	36	24	36	LONGFORD.
										Louth Co.
23	33	20	25	101	108	31	29	22	26	ARDEE, part of.
54	43	36	43	176	160	52	39	31	38	DROGHEDA, part of.
99	70	74	70	313	279	100	70	59	50	DUNDALK.
										Meath Co.
3	6	6	6	21	18	7	4	4	3	ARDEE, part of.
12	11	10	12	45	48	14	15	8	11	DROGHEDA, part of.
22	19	14	20	75	49	17	12	9	11	DUNSHAUGHLIN.
5	4	5	7	21	12	6	3	1	2	EDENDERRY, part of.
49	46	21	36	152	98	32	26	17	23	KELLS.
39	38	32	42	151	125	39	33	25	28	NAVAN.
17	14	16	18	65	57	13	13	18	13	OLDCASTLE, part of.
51	44	18	39	152	108	28	40	24	16	TRIM.

DEATHS registered in Ireland in the Four Quarters ending

I.—PROVINCE OF

SUPERINTENDENT REGISTRARS' DISTRICTS.	Area in Statute Acres.	Population in 1901.	MALES AND FEMALES.				
			TOTAL.	Registered in the Quarter ending the last day of			
				March.	June.	Sept.	Dec.
Queen's Co.							
No. 43 ABBEYLEIX,	127,042	17,050	285	83	69	58	75
44 ATHY, part of,	48,020	5,963	89	26	24	17	22
45 CARLOW, part of,	37,005	4,712	60	22	12	9	17
46 MOUNTMELICK, part of,	176,081	25,780	439	107	109	92	131
47 ROSCREA, part of,	36,575	3,912	37	11	7	11	8
Westmeath Co.							
48 ATHLONE, part of,	68,314	16,563	240	75	64	56	45
49 BALLYMAHON, part of,	30,409	3,429	52	9	9	20	14
50 DELVIN,	74,328	8,477	118	41	37	19	21
51 GRANARD, part of,	36,463	3,702	50	14	12	11	13
52 MULLINGAR,	208,601	27,047	491	131	125	111	124
53 TULLAMORE, part of,	16,550	2,411	37	8	12	6	11
Wexford Co.							
54 ENNISCORTHY,	193,251	31,259	538	162	149	96	131
55 GOREY,	130,031	16,463	288	87	82	62	57
56 NEW ROSS, part of,	123,740	23,543	450	133	144	80	93
57 WEXFORD,	126,301	32,839	575	194	139	124	118
Wicklow Co.							
58 BALTINGLASS, part of,	103,806	9,675	181	44	63	37	37
59 NAAS, part of,	51,087	3,033	44	10	9	19	6
60 RATHDOWN, part of,	34,503	12,481	185	52	45	42	46
61 RATHDRUM,	227,488	26,689	458	138	104	100	116
62 SHILLELAGH,	83,074	8,946	137	42	48	24	23

II.—PROVINCE OF

Clare Co.							
63 BALLYVAGHAN,	71,658	3,920	51	25	10	7	9
64 CORROFIN,	61,382	4,803	66	20	17	12	17
65 ENNIS,	112,752	19,772	335	97	104	68	66
66 ENNISTIMON,	99,619	18,069	233	100	59	42	37
67 KILLADYSERT,	63,704	9,165	112	38	29	23	22
68 KILRUSH,	137,497	28,734	397	116	113	91	77
69 LIMERICK, part of,	68,659	7,592	105	33	34	18	20
70 SCARRIFF,	86,633	10,445	145	53	38	26	28
71 TULLA,	86,428	9,834	121	34	36	16	38
Cork Co. and Co. Borough.							
72 BANDON,	101,345	17,878	216	90	70	48	38
73 BANTRY,	106,854	13,457	160	51	41	29	39
74 CASTLETOWN,	73,445	11,178	119	37	42	24	16
75 CLONAKILTY,	80,465	19,158	276	95	64	56	61
76 CORK,	169,732	133,173	2,623	782	654	564	623
77 DUNMANWAY,	103,917	13,321	195	54	62	31	48
78 FERMOY,	148,360	22,732	334	117	90	58	69
79 KANTURK,	185,685	23,181	321	97	76	61	87
80 KILMALLOCK, part of,	19,384	4,121	34	10	13	6	5
81 KINSALE,	79,651	16,673	252	77	71	58	46
82 MACROOM,	179,108	22,998	275	86	74	44	71
83 MALLOW,	149,565	20,726	339	103	90	60	86

March 31st, June 30th, September 30th, and December 31st, 1907—continued.

LEINSTER—continued.

MALES.					FEMALES.					SUPERINTENDENT REGISTRARS' DISTRICTS.
Registered in the Quarter ending the last day of				TOTAL.	TOTAL.	Registered in the Quarter ending the last day of				
March.	June.	Sept.	Dec.			March.	June.	Sept.	Dec.	
40	43	30	34	147	138	43	26	28	41	Queen's Co.
9	11	9	14	43	46	17	13	8	8	ABBEYLEIX.
14	7	7	11	39	21	8	5	2	6	ATHY, part of.
65	55	42	66	228	211	42	54	50	65	CARLOW, part of.
7	5	5	4	21	16	4	2	6	4	MOUNTMELLICK, part of.
										ROSCREA, part of.
										Westmeath Co.
38	36	29	30	133	107	37	28	27	15	ATHLONE, part of.
5	3	11	8	27	25	4	6	9	6	BALLYMAHON, part of.
23	20	9	12	64	54	18	17	10	9	DELVIN.
11	4	6	7	28	22	3	8	5	6	GRANARD, part of.
73	68	61	62	264	227	58	57	50	62	MULLINGAR.
5	6	5	4	20	17	3	6	1	7	TULLAMORE, part of.
										Wexford Co.
81	66	42	63	252	286	81	83	54	68	ENNISCORTHY.
38	47	28	32	145	143	49	35	34	25	GOREY.
56	67	39	51	213	237	77	77	41	42	NEW ROSS part of.
85	69	63	55	272	303	109	70	61	63	WEXFORD.
										Wicklow Co.
19	36	18	15	88	93	25	27	19	22	BALTINGLASS, part of.
4	1	8	3	16	28	6	8	11	3	NAAS, part of.
25	24	24	20	93	92	27	21	18	26	RATHDOWN, part of.
73	43	54	47	217	241	65	61	46	69	RATHDRUM.
19	32	9	15	75	62	23	16	15	8	SHILLELAGH.

MUNSTER.

16	4	3	5	28	23	9	6	4	4	Clare Co.
10	8	6	8	32	34	10	9	6	9	BALLYVAGHAN.
46	59	33	30	168	167	51	45	35	36	CORROFIN.
51	32	23	24	130	108	49	27	19	13	ENNIS.
20	16	13	13	62	50	18	13	10	9	ENNISTIMON.
49	44	44	34	171	226	67	69	47	43	KILLADYSERT.
15	13	11	7	46	59	18	21	7	13	KILRUSH.
21	17	14	16	68	77	32	21	12	12	LIMERICK, part of.
15	16	8	24	63	61	19	20	8	14	SCARRIFF.
										TULLA.
										Cork Co. and Co. Borough.
49	35	31	23	138	108	41	35	17	15	BANDON.
28	27	11	19	85	75	23	14	18	20	BANTRY.
19	24	10	5	58	61	18	18	14	11	CASTLETOWN.
41	27	30	27	125	151	54	37	26	34	CLONAKILTY.
386	306	295	318	1,305	1,318	396	348	269	305	CORK.
22	29	19	30	100	95	32	33	12	18	DUNMANWAY.
65	51	31	35	182	152	52	39	27	34	FERMOY.
53	41	37	52	183	138	44	35	24	35	KANTURK.
7	8	3	1	19	15	3	5	3	4	KILMALLOCK, part of.
40	44	30	23	137	115	37	27	28	23	KINSALE.
43	35	22	37	137	138	43	39	22	34	MACROOM.
54	44	35	47	180	159	49	46	25	39	MALLOW.

DEATHS registered in Ireland in the Four Quarters ending

II.—PROVINCE OF

SUPERINTENDENT REGISTRARS' DISTRICTS.	Area in Statute Acres.	Population in 1901.	MALES AND FEMALES.				
			TOTAL.	Registered in the Quarter ending the last day of			
				March.	June.	Sept.	Dec.
No. Cork Co.—con.							
84 MIDDLETON,	109,266	21,243	302	68	88	79	67
85 MILLSTREET,	74,905	10,515	137	33	37	38	29
86 MITCHELSTOWN, part of,	48,406	8,656	179	52	59	29	39
87 SKIBBEREEN,	115,025	25,195	337	105	100	77	55
88 SKULL,	57,169	10,243	138	37	48	23	30
89 YOUGHAL, part of,	36,639	10,163	218	63	57	47	51
Kerry Co.							
90 CAHERSIVEEN,	198,130	22,435	243	87	64	57	35
91 DINGLE,	126,459	18,274	204	55	59	50	40
92 KENMARE,	198,416	14,642	148	50	44	36	18
93 KILLARNEY,	251,430	37,096	510	167	117	87	139
94 LISTOWEL, part of,	165,504	31,394	485	138	133	103	111
95 TRALEE,	221,813	41,885	514	160	133	96	125
Limerick Co. and Co. Borough.							
96 CROOM,	83,324	10,806	185	66	35	47	37
97 KILMALLOOK, part of,	125,766	21,430	354	112	90	67	85
98 LIMERICK, part of,	109,252	58,422	1,118	314	263	221	320
99 LISTOWEL, part of,	24,672	4,301	87	27	25	17	18
100 MITCHELSTOWN, part of,	38,551	5,501	67	19	23	12	13
101 NEWCASTLE,	143,862	23,891	331	101	96	54	78
102 RATHKEALE,	101,887	14,991	240	67	63	53	57
103 TIPPERARY, part of,	35,659	6,756	97	28	27	18	24
Tipperary Co. N.R.							
104 BIRN, part of,	27,428	2,051	17	8	2	1	6
105 BORRISOKANE,	81,850	8,532	103	33	23	20	27
106 NENAGH,	183,088	24,932	329	114	86	56	73
107 ROSCREA, part of,	57,540	8,017	125	39	36	26	24
108 THURLES,	142,543	24,283	375	108	94	79	94
Tipperary Co. S.R.							
109 CALLAN, part of,	41,863	5,642	70	26	20	18	6
110 CARRICK-ON-SUIR, part of,	26,059	8,084	168	56	33	38	41
111 CASHEL,	156,137	20,182	332	92	86	73	81
112 CLOGHEEN,	117,422	15,521	240	88	53	47	52
113 CLONMEL, part of,	47,235	15,046	303	77	93	58	75
114 TIPPERARY, part of,	144,328	25,176	410	125	110	74	101
115 URLINGFORD, part of,	24,644	2,766	47	12	10	11	14
Waterford Co. and Co. Borough.							
116 CARRICK-ON-SUIR, part of,	54,453	5,213	74	22	19	15	18
117 CLONMEL, part of,	40,473	3,680	48	11	15	9	13
118 DUNGARVAN,	94,044	14,966	270	95	53	48	69
119 KILMACTHOMAS,	64,478	7,109	98	34	31	7	26
120 LISMORE,	97,048	13,273	179	56	46	40	37
121 WATERFORD, part of,	68,431	38,228	827	286	205	149	187
122 YOUGHAL, part of,	33,985	4,718	61	27	17	6	11

March 31st, June 30th, September 30th, and December 31st, 1907—continued.

MUNSTER—continued.

MALES.					FEMALES.					SUPERINTENDENT REGISTRARS' DISTRICTS.
Registered in the Quarter ending the last day of				TOTAL.	TOTAL.	Registered in the Quarter ending the last day of				
March.	June.	Sept.	Dec.			March.	June.	Sept.	Dec.	
Cork Co.—con.										
36	47	48	34	167	135	30	41	31	33	MIDDLETON.
12	22	18	18	70	67	21	15	20	11	MILLSTREET.
23	36	17	17	93	86	29	23	12	22	MITCHELSTOWN, part of.
50	59	37	33	179	158	55	41	40	22	SKIBBEREEN.
17	30	7	15	69	69	20	18	16	15	SKULL.
27	32	20	22	101	117	36	25	27	29	YOUGHAL, part of.
Kerry Co.										
52	37	19	19	127	116	35	27	38	16	CAHERSIVEEN.
22	35	23	14	94	110	33	24	27	26	DINGLE.
28	23	17	9	77	71	22	21	19	9	KENMARE.
93	62	46	77	278	232	74	55	41	62	KILLARNEY.
66	64	52	60	242	243	72	69	51	51	LISTOWEL, part of.
84	65	43	62	254	260	76	68	53	63	TRALEE.
Limerick Co. and Co. Borough.										
24	19	25	18	86	99	42	16	22	19	CROOM.
55	40	35	46	176	178	57	50	32	39	KILMALLOOK, part of.
138	124	105	161	528	590	176	139	116	159	LIMERICK, part of.
11	13	10	5	39	48	16	12	7	13	LISTOWEL, part of.
13	12	6	6	37	30	6	11	6	7	MITCHELSTOWN, part of.
58	46	23	39	166	165	43	52	31	39	NEWCASTLE.
29	29	31	34	123	117	38	34	22	23	RATHKEALE.
14	13	9	13	49	48	14	14	9	11	TIPPERARY, part of.
Tipperary Co. N.R.										
3	1	1	3	8	9	5	1	.	3	BIRR, part of.
20	9	8	15	52	51	13	14	12	12	BORRISOKANE.
58	34	30	43	165	164	56	52	26	30	NENAGH.
18	20	14	13	65	60	21	16	12	11	ROSCREA, part of.
56	50	46	47	199	176	52	44	33	47	THURLES.
Tipperary Co. S.R.										
13	8	12	4	37	33	13	12	6	2	GALLAN, part of.
35	14	24	22	95	73	21	19	14	19	CARRICK-ON-SUIR, part of.
55	43	38	37	173	159	37	43	35	44	CASHEL.
49	23	25	22	119	121	39	30	22	30	CLOGHEEN.
29	39	34	38	140	163	48	54	24	37	CLONMEL, part of.
63	63	37	50	213	197	62	47	37	51	TIPPERARY, part of.
7	6	8	8	29	18	5	4	3	6	URLINGFORD, part of.
Waterford Co. and Co. Borough.										
13	10	4	13	40	34	9	9	11	5	CARRICK-ON-SUIR, part of.
6	9	5	5	25	23	5	6	4	8	CLONMEL, part of.
52	33	24	38	147	123	43	25	24	31	DUNGARVAN.
18	15	2	11	46	52	16	16	5	15	KILMACTHOMAS.
24	29	23	17	93	86	32	17	17	20	LISMORE.
131	89	70	93	383	444	155	116	79	94	WATERFORD, part of.
19	11	3	6	39	22	8	6	3	5	YOUGHAL, part of.

DEATHS registered in Ireland in the Four Quarters ending

III.—PROVINCE OF

SUPERINTENDENT REGISTRARS' DISTRICTS.	Area in Statute Acres.	Population in 1901.	MALES AND FEMALES.				
			TOTAL.	Registered in the Quarter ending the last day of			
				March.	June.	Sept.	Dec.
Antrim Co.							
No. 123 ANTRIM,	117,127	29,472	515	173	122	119	101
124 BALLYCASTLE,	102,197	12,686	225	69	65	49	42
125 BALLYMENA,	161,162	53,082	901	287	219	187	208
126 BALLYMONEY,	121,132	28,276	481	135	138	90	118
127 BELFAST, part of,	22,087	11,041	195	57	59	42	37
128 LARNE,	117,801	33,029	519	148	140	112	119
129 LISBURN, part of,	47,706	25,260	461	158	102	92	109
130 LURGAN, part of,	12,317	3,214	41	16	7	13	5
Armagh Co.							
131 ARMAGH,	146,578	46,856	936	296	250	184	206
132 BANBRIDGE, part of,	18,012	6,248	105	20	30	24	31
133 CASTLEBLAYNEY, part of,	35,765	10,297	166	55	44	38	29
134 LURGAN, part of,	40,333	39,452	801	247	196	177	181
135 NEWRY, part of,	71,971	22,539	483	144	105	111	123
Belfast Co. Borough.							
136 BELFAST, part of,	14,716	349,180	7,759	2,094	2,009	1,481	2,175
Cavan Co.							
137 BAILIEBOROUGH,	71,952	15,510	261	81	68	43	69
138 BAWNBOY, part of,	61,908	9,573	101	30	31	24	16
139 CAVAN,	161,074	36,993	630	216	152	129	133
140 COOTEHILL, part of,	69,382	15,434	297	107	82	45	63
141 ENNISKILLEN, part of,	40,507	5,524	70	30	11	11	18
142 GRANARD, part of,	20,281	4,899	68	29	17	14	8
143 OLDCASTLE, part of,	41,921	9,608	132	38	44	20	30
Donegal Co.							
144 BALLYSHANNON, part of,	41,507	9,185	173	45	42	30	56
145 DONEGAL,	160,411	20,480	313	98	105	71	69
146 DUNFANAGHY,	125,678	15,781	255	91	59	54	51
147 GLENTIES,	257,474	33,191	417	125	127	81	84
148 INISHOWEN,	159,418	28,943	428	125	119	97	87
149 LETTERKENNY,	101,215	13,080	262	94	69	48	51
150 LONDONDERRY, part of,	58,948	8,633	135	34	24	40	37
151 MILLFORD,	111,334	20,259	334	111	84	77	62
152 STRABANE, part of,	53,103	10,163	165	50	48	41	26
153 STRANORLAR,	121,151	13,707	253	92	48	56	57
Down Co.							
154 BANBRIDGE, part of,	107,138	36,206	703	225	161	130	187
155 BELFAST, part of,	12,603	8,045	120	40	21	29	30
156 DOWNPATRICK,	147,446	38,869	772	236	171	164	201
157 KILKEEL,	81,834	19,131	262	93	75	43	51
158 LISBURN, part of,	71,335	21,203	568	201	175	95	97
159 LURGAN, part of,	27,293	11,022	174	49	44	39	42
160 NEWRY, part of,	66,000	29,493	448	135	116	87	110
161 NEWTOWNARDS,	93,885	41,920	739	197	224	145	173
Fermanagh Co.							
162 BALLYSHANNON, part of,	58,396	6,187	86	35	14	14	23
163 CLONES, part of,	45,704	7,820	108	35	30	18	25
164 ENNISKILLEN, part of,	157,108	25,616	442	147	88	87	120
165 IRVINESTOWN, part of,	57,749	9,760	168	58	41	36	33
166 LISNASKEA,	98,708	16,047	278	95	78	43	62

March 31st, June 30th, September 30th, and December 31st, 1907—continued.

ULSTER.

MALES.					FEMALES.					SUPERINTENDENT REGISTRARS' DISTRICTS.
Registered in the Quarter ending the last day of				TOTAL.	TOTAL.	Registered in the Quarter ending the last day of				
March.	June.	Sept.	Dec.			March.	June.	Sept.	Dec.	
82	59	62	41	244	271	91	63	57	60	Antrim Co.
38	37	33	23	131	94	31	28	16	19	ANTRIM.
136	100	82	98	416	485	151	119	105	110	BALLYCASTLE.
56	57	41	58	212	269	79	81	49	60	BALLYMENA.
20	27	22	16	85	110	37	32	20	21	BALLYMONEY.
65	66	60	51	242	277	83	74	52	68	BELFAST, part of.
85	46	46	55	232	229	73	56	46	54	LARNE.
11	6	7	2	26	15	5	1	6	3	LISBURN, part of.
										LURGAN, part of.
										Armagh Co.
150	139	89	95	473	463	146	111	95	111	ARMAGH.
9	10	10	15	44	61	11	20	14	16	BANBRIDGE, part of.
27	22	15	14	78	88	28	22	23	15	BANBRIDGE, part of.
132	89	71	87	379	422	115	107	106	94	CASTLEBLAYNEY, part of.
74	49	52	50	225	258	70	56	59	73	LURGAN, part of.
										NEWRY, part of.
										Belfast Co. Borough.
987	979	717	1,031	3,714	4,045	1,107	1,030	761	1,144	BELFAST, part of.
										Cavan Co.
47	32	24	42	145	116	34	36	19	27	BAILIEBOROUGH.
16	18	10	7	51	50	14	13	14	9	BAWNBOY, part of.
116	77	66	73	332	298	100	75	63	60	CAVAN.
52	41	19	37	149	148	55	41	26	26	COOTEHILL, part of.
8	5	5	11	29	41	22	6	6	7	ENNISKILLEN, part of.
20	14	8	6	48	20	9	3	6	2	GRANARD, part of.
16	24	14	16	70	62	22	20	6	14	OLDCASTLE, part of.
										Donegal Co.
16	24	13	29	82	91	29	18	17	27	BALLYSHANNON, part of.
39	53	38	32	162	181	59	52	33	37	DONEGAL.
43	36	27	24	130	125	48	23	27	27	DUNFANAGHY.
58	55	43	41	197	220	67	72	38	43	GLENTIES.
59	65	56	35	215	213	66	54	41	52	INISHOWEN.
49	33	24	30	136	126	45	36	24	21	LETTERKENNY.
21	12	23	22	78	57	13	12	17	15	LONDONDERRY, part of.
55	45	43	30	173	161	56	39	34	32	MILLFORD.
29	24	21	14	88	77	21	24	20	12	STRABANE, part of.
44	26	29	32	131	122	48	22	27	25	STRANORLAR.
										Down Co.
102	78	73	76	329	374	123	83	57	111	BANBRIDGE, part of.
19	13	17	14	63	57	21	8	12	16	BELFAST, part of.
110	79	78	103	370	402	126	92	86	98	DOWNPATRICK.
48	37	20	20	125	137	45	38	23	31	KILKEEL.
109	96	51	45	301	267	92	79	44	52	LISBURN, part of.
26	27	24	24	101	73	23	17	15	18	LURGAN, part of.
66	57	42	58	223	225	69	59	45	52	NEWRY, part of.
78	103	68	81	330	409	119	121	77	92	NEWTOWNARDS.
										Fermanagh Co.
16	6	6	10	38	48	19	8	8	13	BALLYSHANNON, part of.
20	17	11	14	62	46	15	13	7	11	CLONES, part of.
74	42	38	66	220	222	73	46	49	54	ENNISKILLEN, part of.
27	22	14	15	78	90	31	19	22	18	IRVINESTOWN, part of.
48	41	25	25	139	139	47	37	18	37	LISNASKEA.

DEATHS registered in Ireland in the Four Quarters ending

III.—PROVINCE OF

SUPERINTENDENT REGISTRARS' DISTRICTS.	Area in Statute Acres.	Population in 1901.	MALES AND FEMALES.				
			TOTAL.	Registered in the Quarter ending the last day of			
				March.	June.	Sept.	Dec.
Londonderry Co. and Co. Borough.							
No.							
167 COLERAINE,	118,786	29,917	515	156	142	98	119
168 LIMAVADY,	152,711	20,623	338	87	92	78	81
169 LONDONDERRY, part of,	85,172	54,872	984	270	254	217	243
170 MAGHERAFELT,	156,719	38,992	694	214	200	136	144
Monaghan Co.							
171 CARRICKMACROSS,	65,651	15,544	311	114	79	64	54
172 CASTLEBLAYNEY, part of,	63,761	16,318	345	114	80	69	82
173 CLONES, part of,	27,800	8,028	143	39	34	20	50
174 COOTEHILL, part of,	36,462	6,420	105	42	24	19	20
175 MONAGHAN,	125,132	28,301	542	165	160	110	107
Tyrone Co.							
176 CASTLEDERG,	91,786	11,789	188	57	47	38	46
177 OLOGHER,	89,284	14,316	303	105	65	57	76
178 COOKSTOWN,	96,720	23,615	430	152	105	77	96
179 DUNGANNON,	110,217	32,563	644	205	165	123	151
180 IRVINESTOWN, part of,	24,131	4,335	68	20	19	17	12
181 OMAGH,	229,813	38,553	726	233	177	152	164
182 STRABANE, part of,	136,992	25,396	408	118	116	65	109

IV.—PROVINCE OF

Galway Co.							
183 BALLINASLOE, part of,	125,570	15,598	291	95	75	59	62
184 CLIFDEN,	193,782	18,768	250	68	63	57	62
186 GALWAY,	198,536	36,465	595	175	158	115	147
186 GLENNAMADDY,	100,271	16,577	207	75	58	33	41
187 GOBT,	106,326	12,286	169	52	52	28	37
188 LOUGHREA,	198,927	20,126	227	67	61	48	51
189 MOUNT BELLEW,	102,404	15,019	199	65	50	42	42
190 OUGHTERARD,	173,506	17,732	187	63	41	39	44
191 PORTUMNA,	77,264	9,054	109	33	29	22	25
192 TUAM,	191,264	30,924	378	115	98	68	97
Leitrim Co.							
193 BALLYSHANNON, part of,	32,425	5,229	106	45	20	20	21
194 BAWNBOY, part of,	42,788	8,887	115	46	25	21	23
196 CARRICK-ON-SHANNON, pt. of	63,484	13,039	140	49	30	39	22
196 MANORHAMILTON,	144,857	22,334	323	102	81	54	86
197 MOHILL,	92,956	19,854	294	101	67	60	66

March 31st, June 30th, September 30th, and December 31st, 1907—continued.

ULSTER—continued.

MALES.					FEMALES.					SUPERINTENDENT REGISTRARS' DISTRICTS.
Registered in the Quarter ending the last day of				TOTAL.	TOTAL.	Registered in the Quarter ending the last day of				
March.	June.	Sept.	Dec.			March.	June.	Sept.	Dec.	
Londonderry Co. and Co. Borough.										
78	56	40	56	230	285	78	86	58	63	COLERAINE.
40	47	37	45	169	169	47	45	41	36	LIMAVADY.
128	127	95	109	459	525	142	127	122	134	LONDONDERRY, part of.
108	102	66	75	351	343	106	98	70	69	MAGHERAFELT.
Monaghan Co.										
60	44	28	27	159	152	54	35	36	27	CARRICKMACROSS.
55	37	36	44	172	173	59	43	33	38	CASTLEBLAYNEY, part of.
19	19	11	27	76	67	20	15	9	23	CLONES, part of.
14	14	8	10	46	59	28	10	11	10	COOTEHILL, part of.
92	85	50	54	281	261	73	75	60	53	MONAGHAN.
Tyrone Co.										
30	19	22	28	99	89	27	28	16	18	CASTLEBERG.
52	35	31	35	153	150	53	30	26	41	CLOGHER.
74	46	41	46	207	223	78	59	36	50	COOKSTOWN.
98	87	54	72	311	333	107	78	69	79	DUNGANNON.
12	15	2	8	37	31	8	4	15	4	IRVINESTOWN, part of.
143	84	86	92	405	321	90	93	66	72	OMAGH.
52	53	27	53	185	223	66	63	38	56	STRABANE, part of.

CONNAUGHT.

Galway Co.										
48	33	33	31	145	146	47	42	26	31	BALLINASLOE, part of.
32	27	30	36	125	125	36	36	27	26	CLIFDEN.
93	88	52	74	307	288	82	70	63	73	GALWAY.
37	25	16	22	100	107	38	33	17	19	GLENNAMADDY.
24	28	14	13	79	90	28	24	14	24	GORT.
35	35	26	26	122	105	32	26	22	25	LOUGHREA.
34	27	25	18	104	95	31	23	17	24	MOUNT BELLEW.
32	19	14	26	91	96	31	22	25	18	OUGHTERARD.
18	14	15	17	64	45	15	15	7	8	PORTUMNA.
50	53	27	55	185	193	65	45	41	42	TUAM.
Leitrim Co.										
19	7	12	9	47	59	26	13	8	12	BALLYSHANNON, part of.
32	14	13	10	69	46	14	11	8	13	BAWNBOY, part of.
25	12	19	9	65	75	24	18	20	13	CARRICK-ON-SHANNON, part of.
53	44	24	44	165	158	49	37	30	42	MANORHAMILTON.
45	36	33	33	147	147	56	31	27	33	MOHILL.

Estate of GEORGE ALEXANDER FRANCK.

Record No. E.C. 1459.

County TIPPERARY, N

Nature of Proceedings:—Direct Sales—Estates Commissioners.

No.	Date of making the Advance.	Purchaser.	Townland	Area.	Tenement Valuation (where known).	Rent.	Tenure of Tenant—Judicial or not Judicial.	Purchase Money.			OBSERVATIONS.
								Price	Amount of the Advance	Amount of payment in Cash.	
1	2	3	4	5	6	7	8	9	10	11	12
	1907			A. R. P.	£ s.	£ s. d.		£	£	£	
1	June 13	Maher, John and Maher, Bernd.	Bawnmadrum, Nth.	123 2 18	26 15	27 19 0	Not Judl	629	629	.	
2	"	Tracey, Timothy	"	27 0 10	13 15	15 10 0	"	349	349	.	
3	"	Ryan, William	"	13 2 0	7 5	7 15 0	"	174	174	.	
4	"	Ryan, John	"	5 2 0	2 15	2 1 6	"	47	47	.	
5	"	Maher, William	"	62 0 20	13 10	12 0 0	"	270	270	.	
6	"	Fogarty, Patrick	"	67 1 8	13 10	12 0 0	"	270	270	.	

Estate of THE REV. THOMAS EDWARD JAMESON.

Record No. E.C. 1952.

County CORK.

Nature of Proceedings:—Direct Sales—Estates Commissioners.

No.	Date of making the Advance.	Purchaser.	Townland	Area.	Tenement Valuation (where known).	Rent.	Tenure of Tenant—Judicial or not Judicial.	Purchase Money.			OBSERVATIONS.
								Price	Amount of the Advance	Amount of payment in Cash.	
1	2	3	4	5	6	7	8	9	10	11	12
	1907			A. R. P.	£ s.	£ s. d.		£	£	£	
1	June 13	Deluhery, John	Corran	64 1 13	33 0	31 0 0	Judicial	663	663	.	
2	"	Barrett, Honora	"	2 3 0	1 10	1 0 0	Not Judl	12	12	.	
3	"	Deluhery, Ellen	"	40 2 10	20 5	18 0 0	Judicial	385	385	.	
4	"	Hurley, Bartholomew	"	31 3 20	15 5	15 7 6	"	328	328	.	
5	"	Connor, Jeremiah	"	18 2 22	10 15	7 19 0	Not Judl	171	171	.	
6	"	O'Callaghan, Danl.	"	238 3 35	72 15	57 10 0	Judicial	1120	1120	.	
7	"	Cronin, Cornelius	"	35 3 0	17 0	11 18 0	Not Judl	256	256	.	
8	"	Randles, William	"	18 1 20	9 10	9 12 6	Judicial	207	207	.	
		" PARCEL "	(SECTION 2.)								
9	"	O'Leary, Humphrey	"	49 2 11	11 10	.	.	172	172	.	

Estate of MAJOR EDWARD LINDESAY and REV. WM. O'NEILL LINDESAY.

Record No. E.C. 1646.

County MEATH.

Nature of Proceedings:—Direct Sales—Estates Commissioners.

No.	Date of making the Advance.	Purchaser.	Townland	Area.	Tenement Valuation (where known).	Rent.	Tenure of Tenant—Judicial or not Judicial.	Purchase Money.			OBSERVATIONS.
								Price	Amount of the Advance	Amount of payment in Cash.	
1	2	3	4	5	6	7	8	9	10	11	12
	1907			A. R. P.	£ s.	£ s. d.		£	£	£	
1	June 13	Connell, Hugh	Sheephouse	67 1 26	80 15	82 5 0	Not Judl	1980	1980	.	
2	"	Doggett, Christopher	"	17 1 30	17 0	28 3 8	"	677	677	.	
			Donore	15 0 15	15 0						
3	"	Fulham, Patrick	Sheephouse	63 0 15	45 0	63 7 2	"	1525	1525	.	
			Donore	18 3 39	.						

RETURN OF ADVANCES MADE UNDER THE IRISH LAND ACT, 1903. 249

No.	Date of making the Advance.	Purchaser.	Townland	Area.	Tenement Valuation (where known).	Rent.	Tenure of Tenant—Judicial or not Judicial.	Purchase Money.			OBSERVATIONS.
								Price.	Amount of the Advance	Amount of payment in Cash.	
1	2	3	4	5	6	7	8	9	10	11	12
	1907			A. R. P.	£ s.	£ s. d.		£	£	£	
26	June 13	Lutton, Samuel .	Ballyhannon	8 2 30	10 0	7 14 0	Judicial	195	195	.	
27	"	Robinson, John .	"	14 0 17	18 5	11 0 0	Not Judl	231	231	.	
28	"	M'Cann, John .	"	1 0 14	1 2	0 17 9	Judicial	23	23	.	
29	"	Calvert, William	"	11 3 5	13 10	9 1 6	"	230	230	.	
30	"	M'Cann, John .	"	10 2 10	17 15	10 10 0	"	241	241	.	
31	"	Calvert, William	"	24 1 0	37 10	24 4 0	"	540	540	.	
32	"	Calvert, Henry .	"	8 0 10	12 0	7 3 0	"	160	160	.	
33	"	M'Nally, John Geo.	"	25 3 7	33 5	19 10 0	"	495	495	.	
34	"	Best, Thomas .	"	7 2 20	9 15	7 10 0	"	167	167	.	
35	"	Best, William .	"	3 3 0	5 10	4 4 0	"	89	89	.	
36	"	Porter, Samuel .	Lower Seagoe	6 1 6	7 0	4 17 6	"	119	119	.	
37	"	Porter, David .	"	5 1 0	6 15	4 14 6	"	117	117	.	
38	"	Reid, Thos. Robt.	"	16 2 24	20 0	13 10 0	"	339	339	.	
39	"	Guy, Robert .	"	7 1 0	11 0	6 5 0	"	156	156	.	
40	"	Costello, Andrew	"	18 2 29	24 0	23 0 0	Not Judl	466	466	.	
41	"	Atkinson, Wm. John	"	15 2 23	18 0	12 0 0	Judicial	297	297	.	
42	"	Atkinson, Wm. John	"	22 0 29	25 5	17 10 0	"	426	426	.	
43	"	Metcalfe, Wm. .	"	22 0 10	24 15	20 0 0	"	505	505	.	
44	"	Sweeney, Wm. John	"	7 3 15	9 5	6 0 0	"	146	146	.	
45	"	Reid, George .	"	18 0 30	20 0	14 0 0	Judicial	350	350	.	
46	"	Montgomery, Emily	"	12 2 15	15 10	13 0 0	"	300	300	.	
47	"	Robinson, George	"	21 2 10	24 0	17 0 0	"	418	418	.	
48	"	Porter, Jane .	"	14 3 10	16 5	11 12 0	"	283	283	.	
49	"	Sweeney, John (junr.)	"	13 0 5	16 5	11 0 0	"	273	273	.	
50	"	Montgomery, Walker	Ballynagowan	4 3 13	5 5	6 0 0	"	132	132	.	
51	"	Sloan, Annie .	"	10 0 0	14 5	10 0 0	Not Judl	205	205	.	
52	"	Mullen, Richard	"	74 0 12	89 10	68 0 0	Judicial	1483	1483	.	
53	"	Simonton, George	"	7 2 39	9 15	7 10 2	Not Judl	162	156	6	
54	"	Trevor, John .	"	16 3 3	17 5	12 10 0	Judicial	305	305	.	
55	"	Sloan, John .	"	2 2 15	3 0	2 15 0	Not Judl	49	49	.	Consolidated with No. 57.
56	"	Morris, Henry .	"	12 0 12	15 0	9 10 0	Judicial	236	236	.	
57	"	Sloan, John .	"	5 1 35	6 15	5 5 0	"	114	114	.	Consolidated with No. 55.
58	"	Russell, John (junr.)	"	11 2 35	13 0	8 15 0	"	215	215	.	
59	"	Corr, Isabella .	"	17 2 16	18 10	12 5 0	"	292	292	.	
60	"	Corr, Isabella .	"	12 3 22	13 15	10 12 6	"	261	261	.	
61	"	Falloon, John .	"	4 0 25	4 10	2 15 0	"	67	67	.	
62	"	Jones, Wm. John	"	6 3 35	6 10	6 10 0	Partly Judicial	133	133	.	
63	"	Treavor, James .	"	13 2 26	15 10	11 0 0	Judicial	270	270	.	
64	"	Montgomery, Mary J.	"	7 2 31	8 15	6 17 10	Partly Judicial	149	139	10	
65	"	Somerville, Samuel	Breagh	3 0 30	3 10	3 7 6	Not Judl	65	65	.	Consolidated with No. 3.
66	"	Lutton, Lucinda .	"	3 0 25	5 10	3 16 2	"	76	76	.	
67	"	Bradshaw, James	"	11 3 35	15 0	10 10 0	Judicial	267	267	.	

DEATHS registered in Ireland in the Four Quarters ending March 31st, June 30th, September 30th, and December 31st, 1907, in each SUPERINTENDENT REGISTRAR'S DISTRICT OF POOR LAW UNION—continued.

Number of Numbers of Union in preceding Abstracts.	SUPERINTENDENT REGISTRAR'S DISTRICTS OR POOR LAW UNIONS.	AREA in Statute Acres.	Population in 1901.	MALES AND FEMALES.				MALES.				FEMALES.						
				Total.	Registered in the Quarter ending the last day of				Total.	Registered in the Quarter ending the last day of				Total.	Registered in the Quarter ending the last day of			
					Mar.	June.	Sept.	Dec.		Mar.	June.	Sept.	Dec.		Mar.	June.	Sept.	Dec.
5, 13	Celbridge, . . .	79,934	14,225	223	71	56	41	55	39	30	19	28	116	107	32	26	22	27
202	Claremorris, . . .	110,790	25,820	346	105	97	73	71	51	56	43	38	188	158	54	41	30	33
184	Clifden, . . .	193,782	18,768	250	68	63	57	62	32	27	30	36	125	125	36	36	27	26
112	Clogheen, . . .	117,422	15,521	240	88	53	47	52	49	23	25	22	119	121	39	30	22	30
177	Clogher, . . .	89,284	14,316	303	105	65	57	76	52	35	31	35	153	150	53	30	26	41
75	Clonakilty, . . .	80,465	19,158	276	95	64	56	61	41	27	30	27	125	151	54	37	26	34
163, 173	Clones, . . .	73,504	15,848	251	74	64	38	75	39	36	22	41	138	113	35	28	16	34
113, 117	Clonmel, . . .	87,708	18,726	351	88	108	67	88	35	48	39	43	165	186	53	60	28	45
167	Coleraine, . . .	118,786	29,917	515	156	142	98	119	78	56	40	56	230	285	78	86	58	63
178	Cookstown, . . .	96,720	23,615	430	152	105	77	96	74	46	41	46	207	223	78	59	36	50
140, 174	Cootehill, . . .	105,844	21,854	402	149	106	64	83	66	55	27	47	195	207	83	51	37	36
76	Cork, . . .	169,732	133,173	2,623	782	654	564	623	386	306	295	318	1,305	1,318	396	348	269	305
64	Corrofin, . . .	61,382	4,803	66	20	17	12	17	10	8	6	8	32	34	10	9	6	9
96	Croom, . . .	83,324	10,806	185	66	35	47	37	24	19	25	18	86	99	42	16	22	19
50	Delvin, . . .	74,328	8,477	118	41	37	19	21	23	20	9	12	64	54	18	17	10	9
91	Dingle, . . .	126,459	18,274	204	55	59	50	40	22	35	23	14	94	110	33	24	27	26
145	Donegal, . . .	160,411	20,480	343	98	105	71	69	39	53	38	32	162	181	59	52	33	37
156	Downpatrick, . . .	147,446	38,869	772	236	171	164	201	110	79	78	103	370	402	126	92	86	98
33, 36	Drogheda, . . .	99,006	26,196	429	132	108	85	104	66	54	46	55	221	208	66	54	39	49
214	Dromore, West, . . .	97,063	13,034	155	43	50	24	38	19	25	15	19	78	77	24	25	9	19
6, 9	Dublin, North, . . .	41,090	165,592	4,012	1,167	1,076	804	965	584	552	389	497	2,022	1,990	583	524	415	468
7, 10	Dublin, South, . . .	48,390	214,074	5,366	1,523	1,490	1,103	1,250	727	716	532	607	2,582	2,784	796	774	571	643
34	Dundalk, . . .	94,414	34,729	592	199	140	133	120	99	70	74	70	313	279	100	70	59	50
146	Dunfanaghy, . . .	125,678	15,781	255	91	59	54	51	43	36	27	24	130	125	48	23	27	27
179	Dungannon, . . .	110,217	32,563	644	205	165	123	151	98	87	54	72	311	333	107	78	69	79
118	Dungarvan, . . .	94,044	14,966	270	95	58	48	69	52	33	24	38	147	123	43	25	24	31
77	Dunmanway, . . .	103,917	13,321	195	54	62	31	48	22	29	19	30	100	95	32	33	12	18
37	Dunshaughlin, . . .	106,822	7,979	124	39	31	23	31	22	19	14	20	75	49	17	12	9	11
14, 25, 38	Edenderry, . . .	172,410	14,653	242	70	81	43	48	33	48	24	22	127	115	37	33	19	26
65	Ennis, . . .	112,752	19,772	335	97	104	68	66	46	59	33	30	168	167	51	45	35	36
54	Enniscorthy, . . .	193,251	31,259	538	162	149	96	131	81	66	42	63	252	286	81	83	54	68
141, 164	Enniskillen, . . .	197,615	31,140	512	177	99	98	138	82	47	43	77	249	263	95	52	55	61
66	Ennistimon, . . .	99,619	18,069	238	100	59	42	37	51	32	23	24	130	108	49	27	19	13
78	Fermoy, . . .	148,360	22,732	334	117	90	58	69	65	51	31	35	182	152	52	39	27	34
185	Galway, . . .	198,536	36,465	595	175	158	115	147	93	88	52	74	307	288	82	70	63	73
186	Glennamaddy, . . .	100,271	16,577	207	75	58	33	41	37	25	16	22	100	107	38	33	17	19
147	Glenties, . . .	257,474	33,191	417	125	127	81	84	58	55	43	41	197	220	67	72	38	43
55	Gorey, . . .	130,031	16,463	288	87	82	62	57	38	47	28	32	145	143	49	35	34	25
187	Gort, . . .	106,326	12,286	169	52	52	28	37	24	28	14	13	79	90	28	24	14	24
30, 51, 142	Granard, . . .	134,708	23,483	414	145	113	78	78	88	63	45	43	239	175	57	50	33	35
148	Inishowen, . . .	159,418	28,943	428	125	119	97	87	59	65	56	35	215	213	66	54	41	52
165, 180	Irvinestown, . . .	81,880	14,095	236	78	60	53	45	39	37	16	23	115	121	39	23	37	22
79	Kanturk, . . .	185,685	23,181	321	97	76	61	87	53	41	37	52	183	138	44	35	24	35
39	Kells, . . .	103,426	13,769	250	81	72	38	59	49	46	21	36	152	98	32	26	17	23
92	Kenmare, . . .	198,416	14,642	148	50	44	36	18	28	23	17	9	77	71	22	21	19	9
157	Kilkeel, . . .	81,834	19,131	262	93	75	43	51	48	37	20	20	125	137	45	38	23	31
19	Kilkenny, . . .	110,944	23,708	449	130	131	100	88	60	70	62	35	227	222	70	61	38	53
67	Killadysert, . . .	63,704	9,165	112	38	29	23	22	20	16	13	13	62	50	18	13	10	9
203	Killala, . . .	105,160	8,254	77	29	19	9	20	13	11	5	13	42	35	16	8	4	7
93	Killarney, . . .	251,430	37,096	510	167	117	87	139	93	62	46	77	278	232	74	55	41	62
119	Kilmacthomas, . . .	64,478	7,109	98	34	31	7	26	18	15	2	11	46	52	16	16	5	15
80, 97	Kilmallock, . . .	145,150	25,551	388	122	103	73	90	62	48	38	47	195	193	60	55	35	43
68	Kilrush, . . .	137,497	28,734	397	116	113	91	77	49	44	44	34	171	226	67	69	47	43
81	Kinsale, . . .	79,651	16,673	252	77	71	58	46	40	44	30	23	137	115	37	27	28	23
126	Larne, . . .	117,801	33,029	519	148	140	112	119	65	66	60	51	242	277	83	74	52	68
149	Letterkeeny, . . .	101,245	13,080	262	94	69	48	51	49	33	24	30	136	126	45	36	24	21
166	Limavady, . . .	152,711	20,623	338	87	92	78	81	40	47	37	45	169	169	47	45	41	36

DEATHS registered in Ireland in the Four Quarters ending March 31st, June 30th, September 30th, and December 31st, 1907, in each SUPERINTENDENT REGISTRAR'S DISTRICT OR POOR LAW UNION—continued.

Number or Numbers of Union in preceding Abstracts.	SUPERINTENDENT REGISTRAR'S DISTRICTS OR POOR LAW UNIONS.	AREA in Statute Acres.	Population in 1901.	MALES AND FEMALES.				MALES.				FEMALES.						
				Total.	Registered in the Quarter ending the last day of				Total.	Registered in the Quarter ending the last day of				Total.	Registered in the Quarter ending the last day of			
					Mar.	June.	Sept.	Dec.		Mar.	June.	Sept.	Dec.		Mar.	June.	Sept.	Dec.
69, 98	Limerick, . . .	177,911	66,014	1,223	347	297	239	340	153	137	116	168	574	649	194	160	123	172
129, 158	Lisburn, . . .	119,041	46,463	1,029	359	277	187	206	194	142	97	100	533	496	165	135	90	106
120	Lismore, . . .	97,048	13,273	179	56	46	40	37	24	29	23	17	93	86	32	17	17	20
166	Lisnaskea, . . .	98,708	16,047	278	95	78	43	62	48	41	25	25	139	139	47	37	18	37
94, 99	Listowel, . . .	190,176	35,695	572	165	158	120	129	77	77	62	65	281	291	88	81	58	64
150, 169	Londonderry, . . .	144,120	63,505	1,119	304	278	257	280	149	139	118	131	537	582	155	139	139	149
31	Longford, . . .	110,073	22,312	304	91	76	65	72	45	40	41	36	162	142	46	36	24	36
188	Loughrea, . . .	198,927	20,126	227	67	61	48	51	35	35	26	26	122	105	32	26	22	25
130, 134, 159	Lurgan, . . .	79,943	53,718	1,016	312	247	229	228	169	122	102	113	506	510	143	125	127	115
82	Macroon, . . .	179,108	22,998	275	86	74	44	71	43	35	22	37	137	138	43	39	22	34
170	Magherafelt, . . .	156,719	38,992	694	214	200	136	144	108	102	66	75	351	343	106	98	70	69
83	Mallow, . . .	149,565	20,726	339	103	90	60	86	54	44	35	47	180	159	49	46	25	39
196	Manorhamilton, . . .	144,857	22,334	323	102	81	54	86	53	44	24	44	165	158	49	37	30	42
84	Middleton, . . .	109,266	21,243	302	68	88	79	67	38	47	48	34	167	135	30	41	31	33
151	Millford, . . .	111,334	20,259	334	111	84	77	62	55	45	43	30	173	161	56	39	34	32
85	Millstreet, . . .	74,905	10,515	137	33	37	38	29	12	22	18	18	70	67	21	15	20	11
86, 100	Mitchelstown, . . .	86,957	14,157	246	71	82	41	52	36	48	23	23	130	116	35	34	18	29
197	Mohill, . . .	92,956	19,854	294	101	67	60	66	45	36	33	33	147	147	56	31	27	33
175	Monaghan, . . .	125,132	28,301	542	165	160	110	107	92	85	50	54	281	261	73	75	60	53
189	Mount Bellew, . . .	102,404	15,019	199	65	50	42	42	34	27	25	18	104	95	31	23	17	24
26, 46	Mountmellick, . . .	200,629	28,577	464	113	116	96	139	67	58	43	68	236	228	46	58	53	71
52	Mullingar, . . .	208,601	27,047	491	131	125	111	124	73	68	61	62	264	227	58	57	50	62
15, 59	Naas, . . .	216,188	34,042	547	165	125	132	125	84	59	71	74	288	259	81	66	61	51
40	Navan, . . .	94,474	14,550	276	78	71	57	70	39	38	32	42	151	125	39	33	25	28
106	Nenagh, . . .	183,088	24,932	329	114	86	56	73	58	34	30	43	165	164	56	52	26	30
101	Newcastle, . . .	143,862	23,891	331	101	98	54	78	58	46	23	39	166	165	43	52	31	39
3, 20, 56	New Ross, . . .	177,189	30,795	541	161	167	102	111	70	78	49	61	258	283	91	89	53	50
135, 160	Newry, . . .	137,971	52,032	931	279	221	198	233	140	106	94	108	448	483	139	115	104	125
161	Newtownards, . . .	93,885	41,920	739	197	224	145	173	78	103	68	81	330	409	119	121	77	92
41, 143	Oldcastle, . . .	86,043	15,015	254	68	71	54	61	33	38	30	34	135	119	35	33	24	27
181	Omagh, . . .	229,813	38,553	726	233	177	152	164	143	84	86	92	405	321	90	93	66	72
190	Oughterdard, . . .	173,506	17,732	187	63	41	39	44	32	19	14	26	91	96	31	22	25	18
191	Portumna, . . .	77,264	9,054	109	33	29	22	25	18	14	15	17	64	45	15	15	7	8
8, 60	Rathdown, . . .	61,498	57,742	974	269	240	199	266	119	105	90	120	434	540	150	135	109	146
61	Rathdrum, . . .	227,488	26,689	458	138	104	100	116	73	43	54	47	217	241	65	61	46	69
102	Rathkeale, . . .	101,887	14,991	240	67	63	53	57	29	29	31	34	123	117	38	34	22	23
211	Roscommon, . . .	114,345	15,164	223	67	71	46	39	29	43	18	18	108	115	38	28	28	21
27, 47, 107	Roscrea, . . .	149,680	17,739	227	71	56	45	55	38	32	24	28	122	105	33	24	21	27
70	Scarriff, . . .	86,633	10,445	145	53	38	26	28	21	17	14	16	68	77	32	21	12	12
62	Shillelagh, . . .	83,074	8,946	137	42	48	24	23	19	32	9	15	75	62	23	16	15	8
87	Skibbereen, . . .	115,025	25,195	337	105	100	77	55	50	59	37	33	179	158	55	41	40	22
88	Skull, . . .	57,169	10,243	138	37	48	23	30	17	30	7	15	69	69	20	18	16	15
215	Sligo, . . .	143,808	38,088	671	211	179	133	148	106	91	70	81	348	323	105	88	63	67
152, 182	Strabane, . . .	190,095	35,859	573	168	164	106	135	81	77	48	67	273	300	87	87	53	68
153	Stranorlar, . . .	121,151	13,707	253	92	48	56	57	44	26	29	32	131	122	48	22	27	25
212	Strokestown, . . .	90,339	15,560	245	68	72	53	52	37	37	28	27	129	116	31	35	25	25
204	Swineford, . . .	151,560	44,162	614	196	117	163	138	105	54	86	63	308	306	91	63	77	75
21	Thomastown, . . .	107,577	13,238	230	64	66	44	56	33	27	24	34	118	112	31	39	20	22
108	Thurles, . . .	142,543	24,283	375	108	94	79	94	56	50	46	47	199	176	52	44	33	47
103, 114	Tipperary, . . .	179,987	31,932	507	153	137	92	125	77	76	46	63	262	245	76	61	46	62
216	Tobercurry, . . .	125,809	19,204	260	58	64	57	81	28	36	25	45	134	126	30	28	32	36
95	Tralee, . . .	221,813	41,885	514	160	133	96	125	84	65	43	62	254	260	76	68	53	63
42	Trim, . . .	119,520	13,973	260	79	84	42	55	51	44	18	39	152	108	28	40	24	16
192	Tuam, . . .	191,264	30,924	378	115	98	68	97	50	53	27	55	185	193	65	45	41	42
71	Tulla, . . .	86,428	9,834	124	34	36	16	38	15	16	8	24	63	61	19	20	8	14
28, 53	Tullamore, . . .	155,395	23,388	353	102	97	68	86	53	48	36	45	182	171	49	49	32	41
22, 115	Urlingford, . . .	77,643	8,657	141	34	36	27	44	19	17	16	20	72	69	15	19	11	24
23, 121	Waterford, . . .	125,717	48,091	974	328	252	176	218	151	116	87	113	467	507	177	136	89	105
205	Westport, . . .	347,819	34,672	443	132	116	98	97	54	69	59	50	232	211	78	47	39	47
57	Wexford, . . .	126,301	32,839	575	194	139	124	118	85	69	63	55	272	303	109	70	61	63
89, 122	Youghal, . . .	70,624	14,881	279	90	74	53	62	46	43	23	28	140	139	44	31	30	34

No.	Date of making the Advance.	Purchaser.	Townland	Area.	Tenement Valuation (where known).	Rent.	Tenure of Tenant—Judicial or not Judicial.	Purchase Money.			OBSERVATIONS.
								Price.	Amount of the Advance	Amount of payment in Cash.	
1	2	3	4	5	6	7	8	9	10	11	12
	1907			A. R. P.	£ s.	£ s. d.		£	£	£	
48	June 13	Loughran, James	Aghintober	3 0 0	2 5	1 17 6	Judicial	48	48	.	
49	"	Kerr, Lily	"	6 2 8	4 10	4 10 4	"	116	116	.	
50	"	Johnston, John	Gortlenaghan	18 1 2 1 1 6	15 0	12 12 0	"	325	325	.	
51	"	McConnell, Mary	Aghintober	4 1 16	4 5	3 5 8	"	68	68	.	Consolidated with No. 41.
52	"	Hughes, Edward	"	7 2 3	6 0	5 6 9	"	137	137	.	Consolidated with No. 46.
53	"	Heslip, Alexander	"	27 1 19	25 10	21 0 0	"	538	538	.	
54	"	Wilson, John	"	25 3 24	24 5	19 10 0	"	513	513	.	
55	"	White, Andrew	"	10 1 20	9 5	7 3 8	"	184	184	.	
56	"	McVeigh, James	"	0 1 24	0 10	0 10 0	Not Judl	9	9	.	
57	"	Kelly, William	"	8 0 9	6 0	5 7 0	Judicial	137	137	.	
58	"	McClean, Thomas	Gortlenaghan	25 2 0	28 0	23 16 0	"	610	610	.	
59	"	Holmes, David and Jane	Derrykeel	38 2 0	35 0	23 16 0	"	598	598	.	
60	"	McCool, Peter	"	15 0 30	12 5	8 4 0	"	210	210	.	
61	"	McCool, Denis	"	9 3 30	7 5	5 15 0	"	147	147	.	
62	"	McCool, John	"	15 2 15	12 5	8 7 0	"	229	229	.	
63	"	McCool, Michael	"	9 3 20	8 15	6 5 0	"	141	141	.	
64	"	McFarland, Edwd.	"	18 2 15	17 5	12 16 0	"	328	328	.	
65	"	Orr, Joseph	"	12 3 0	12 5	9 0 7	"	231	231	.	
66	"	Doran, William	"	10 1 15	7 15	6 6 6	"	159	159	.	Consolidated with No. 90.
67	"	Trimble, Ann and Andrew	"	13 0 35	14 0	10 13 7	"	293	293	.	
68	"	Doran, William	"	14 0 25	13 10	8 4 0	"	206	206	.	
69	"	Doran, John	"	19 3 0	15 5	13 2 8	"	336	336	.	
70	"	Hayes, James	"	9 3 38	13 10	5 0 0	"	128	128	.	
71	"	Hayes, William	"	8 1 22	.	5 0 0	"	128	128	.	
72	"	McCue, Charles	"	9 2 10	8 0	6 19 7	"	182	182	.	
73	"	McKenna, Owen	"	10 2 10	9 0	7 3 8	"	198	198	.	
74	"	McKenna, Patrick	"	11 2 32	6 10	4 16 0	"	123	123	.	
75	"	McKenna, Patrick	"	0 1 0	1 0	0 10 0	Not Judl	6	6	.	
76	"	Watt, John	"	38 1 38	16 15	17 18 0	Judicial	459	459	.	
77	"	McAninly, Charles	Gortlenaghan and Derrykeel	21 3 15	17 0	10 5 0	"	263	263	.	
78	"	McDonald, Catherine	"	9 2 30	7 15	6 11 4	"	168	168	.	
79	"	Burrows, William	"	14 2 35	10 0	8 0 0	"	193	193	.	
80	"	Watt, John	"	15 3 26	.	8 6 7	Not Judl	88	38	50	
81	"	Hay, James	Dristernan and Dredolt	4 3 20	4 10	3 0 0	Judicial	77	77	.	
82	"	Quinn, Patrick	"	20 2 19	15 15	14 7 4	"	348	348	.	
83	"	Quinn, Sarah and Mary	"	6 3 5	5 15	4 6 2	"	113	113	.	
84	"	Quinn, Sarah and Mary	"	10 3 25	7 0	5 15 2	"	150	150	.	
85	"	Donnelly, Terence	"	11 2 13	9 15	7 12 0	"	195	195	.	
86	"	McGartlen, Julia	"	14 0 8	10 10	8 15 7	"	236	236	.	
87	"	Hughes, Michael	"	12 3 17	9 15	8 12 0	"	220	220	.	
88	"	Donnelly, Terence	"	14 1 10	8 15	7 10 0	"	185	185	.	
89	"	Harvey, Michael	"	9 1 8	7 0	5 6 9	"	137	137	.	

Estate of FREDERICK LINDESAY, MAJOR EDWARD LINDESAY, REV. WILLIAM
O'NEILL LINDESAY, and ELEANOR JANE LINDESAY.

Record No. E.C. 1647.

County MEATH.

Nature of Proceedings:—Direct Sales—Estates Commissioners.

No.	Date of making the Advance.	Purchaser.	Townland.	Area.	Tenement Valuation (where known).	Rent.	Tenure of Tenant—Judicial or not Judicial.	Purchase Money.			OBSERVATIONS.
								Price.	Amount of the Advance	Amount of payment in Cash.	
1	2	3	4	5	6	7	8	9	10	11	12
	1907			A. R. P.	£ s.	£ s. d.		£	£	£	
1	June 13	Maguire, Mary Ternan	Donore	56 3 19		50 0 0	Judicial	1176	1176	.	
2	"	Owens, James	"	50 3 7	40 10	39 13 5	Not Judl	955	955	.	
3	"	Owens, James	"	6 0 22	5 5	4 16 6	"	115	115	.	
4	"	Gogarty, Anne	"	10 2 0	11 5	9 7 0	"	225	225	.	
5	"	Fullam, Patrick	"	94 0 30	84 10	78 3 0	"	1881	1881	.	
6	"	Mullen, Thomas	"	17 1 33	13 5	17 10 0	"	412	412	.	Consolidated with No. 8.
7	"	Cudden, Michael	"	6 3 25	7 10	5 10 0	Judicial	129	129	.	
8	"	Mullen, Thomas	"	64 0 29	56 10	60 10 6	Not Judl	1426	1426	.	Consolidated with No. 6.
9	"	Reilly, John	"	6 1 17	7 0	7 3 0	"	168	168	.	

Estate of CAPTAIN EDWARD LESLIE BARNWELL LOWRY, D.L.

Record No. E.C. 1087.

County TYRONE.

Nature of Proceedings:—Direct Sales—Estates Commissioners.

No.	Date of making the Advance.	Purchaser.	Townland.	Area.	Tenement Valuation (where known).	Rent.	Tenure of Tenant—Judicial or not Judicial.	Purchase Money.			OBSERVATIONS.
								Price.	Amount of the Advance	Amount of payment in Cash.	
1	2	3	4	5	6	7	8	9	10	11	12
	1907			A. R. P.	£ s.	£ s. d.		£	£	£	
1	June 13	Kyle, Robert	Bracky	4 3 15	1 15	2 0 0	Judicial	53	53	.	
2	"	Kyle, David	"	11 2 30	5 10	4 12 6	"	123	123	.	
3	"	Armstrong, Wm.	"	24 3 30	8 15	8 12 0	"	228	228	.	
4	"	Campbell, John	"	9 3 4	2 13	2 2 6	"	56	56	.	
5	"	Burnett, Robert	"	37 0 20	14 10	13 10 0	"	314	314	.	
6	"	M'Ivor, Hugh	"	38 2 12	22 10	19 0 0	"	504	504	.	
7	"	M'Ivor, Hugh	"	30 0 0	17 10	13 18 6	"	369	369	.	
8	"	M'Ivor, Edward	"	30 3 39	19 5	13 18 6	"	369	369	.	
9	"	Owens, Francis	"	5 2 0	3 0	2 10 0	"	66	66	.	
10	"	Owens, Francis	"	5 2 30	3 5	2 11 8	"	68	68	.	
11	"	M'Farland, John	"	40 3 0	21 10	18 4 0	"	482	482	.	
12	"	M'Farland, Fras. Jas.	"	37 0 0	28 10	14 16 0	"	392	392	.	
13	"	Hamilton, Edwd.	"	67 0 29	24 0	17 9 6	"	463	463	.	
14	"	Burnett, Wm.	"	39 3 11	14 15	13 10 0	"	314	314	.	
15	"	M'Cumlish, Stephen	"	6 0 35	3 0	2 15 0	"	74	74	.	
16	"	Fox, Patrick	"	16 2 30	8 15	6 18 10	"	184	184	.	
17	"	Fox, Patrick	"	14 1 1	6 10	5 7 3	"	142	142	.	
18	"	Fox, Patrick	"	9 3 35	4 0	3 8 0	"	90	90	.	
19	"	Paisley, David	"	19 2 30	12 2	9 0 0	"	239	239	.	

IRELAND.—DEATHS at different AGES registered in

No.	PROVINCES AND COUNTIES.	TOTAL BIRTHS.	TOTAL DEATHS.	AGES AT									
				Under 1 year.	1	2	3	4	Under 5 years.	5—	10—		
I.—LEINSTER—continued.													
12	WEXFORD,	Persons,	2,164	1,851	174	36	21	25	13	269	35	32	
		Males,	1,093	882	105	18	9	12	5	149	15	11	
		Females,	1,071	969	69	18	12	13	8	120	20	21	
13	WICKLOW,	Persons,	1,262	1,005	86	28	12	13	7	146	20	18	
		Males,	662	489	54	17	7	9	4	91	9	3	
		Females,	600	516	32	11	5	4	3	55	11	15	
II.—MUNSTER.													
14	CLARE,	Persons,	2,196	1,573	180	47	14	14	14	269	27	26	
		Males,	1,107	768	106	23	4	3	7	143	7	7	
		Females,	1,089	805	74	24	10	11	7	126	20	19	
15	CORK CO. AND CO. BOROUGH	Persons,	8,898	6,485	775	172	89	55	38	1,129	133	144	
		Males,	4,557	3,328	444	80	51	30	20	625	74	66	
		Females,	4,341	3,157	331	92	38	25	18	504	59	78	
16	KERRY,	Persons,	3,789	2,104	239	65	30	24	20	378	33	33	
		Males,	2,002	1,072	135	32	13	11	10	201	11	9	
		Females,	1,787	1,032	104	33	17	13	10	177	22	24	
17	LIMRICK CO. AND CO. BOROUGH.	Persons,	3,398	2,479	363	106	35	26	26	556	51	44	
		Males,	1,742	1,204	177	49	17	16	14	273	24	16	
		Females,	1,656	1,275	186	57	18	10	12	283	27	28	
18	TIPPERARY, N.E.,	Persons,	1,271	949	95	20	10	6	5	136	13	16	
		Males,	678	489	63	9	6	4	1	83	6	6	
		Females,	593	460	32	11	4	2	4	53	7	10	
19	TIPPERARY, S.E.,	Persons,	1,987	1,570	197	31	26	15	4	273	25	22	
		Males,	1,014	806	125	20	13	7	1	166	14	9	
		Females,	973	764	72	11	13	8	3	107	11	13	
20	WATERFORD CO. AND CO. BOROUGH,	Persons,	1,841	1,557	176	47	10	12	12	257	28	35	
		Males,	931	773	98	24	4	5	6	137	12	11	
		Females,	910	784	78	23	6	7	6	120	16	24	
III.—ULSTER.													
21	ANTRIM,	Persons,	4,527	3,338	357	77	38	23	20	515	75	69	
		Males,	2,294	1,588	201	37	17	12	9	276	35	30	
		Females,	2,233	1,750	156	40	21	11	11	239	40	39	
22	ARMAGH,	Persons,	2,836	2,491	263	50	32	19	15	379	47	42	
		Males,	1,455	1,199	151	30	16	10	9	216	19	14	
		Females,	1,381	1,292	112	20	16	9	6	163	28	28	
23	BELFAST CO. BOROUGH,	Persons,	11,316	7,759	1,517	529	244	141	127	2,558	257	179	
		Males,	5,798	3,714	818	254	134	71	64	1,341	124	84	
		Females,	5,518	4,045	699	275	110	70	63	1,217	133	95	
24	CAVAN,	Persons,	1,752	1,559	99	29	18	12	7	162	32	20	
		Males,	893	824	60	17	8	6	2	93	12	10	
		Females,	859	735	36	12	10	6	5	69	20	10	
25	DONESAL,	Persons,	3,963	2,765	237	45	43	21	15	361	38	36	
		Males,	1,993	1,392	165	24	28	11	5	203	22	12	
		Females,	1,970	1,373	102	21	15	10	10	158	16	24	
26	DOWN,	Persons,	4,605	3,786	376	82	51	53	46	608	144	91	
		Males,	2,306	1,842	213	49	25	31	18	336	81	39	
		Females,	2,299	1,944	163	33	26	22	28	272	63	52	

the Year 1907—in the PROVINCES AND COUNTIES.

DEATH.											PROVINCES AND COUNTIES.	
15—	20—	25—	35—	45—	55—	65—	75—	85—	90 and upwards.			
											I.—LEINSTER—continued.	
41	56	128	99	146	276	356	302	104	7	Persons, . . .	WEXFORD,	No. 12
18	32	58	53	70	122	155	147	49	3	Males, . . .		
23	24	70	46	76	154	201	155	55	4	Females, . . .		
19	22	64	57	69	158	197	165	60	10	Persons, . . .	WICKLOW,	13
8	13	29	33	39	76	82	72	30	4	Males, . . .		
11	9	35	24	30	82	115	93	30	6	Females, . . .		
											II.—MUNSTER.	
51	53	92	86	99	134	275	295	131	35	Persons, . . .	CLARE,	14
25	31	41	46	53	68	128	139	64	16	Males, . . .		
26	22	51	40	46	66	147	156	67	19	Females, . . .		
193	240	525	422	498	865	1,140	798	329	69	Persons, . . .	CORK CO. AND CO. BOROUGH	15
87	119	283	211	257	406	594	410	166	30	Males, . . .		
106	121	242	211	211	459	546	388	163	39	Females, . . .		
69	71	211	124	120	225	312	362	136	30	Persons, . . .	KERRY,	16
33	39	128	55	60	112	168	173	66	17	Males, . . .		
36	32	83	69	60	113	141	189	70	15	Females, . . .		
79	85	158	113	196	298	404	318	112	35	Persons, . . .	LIMERICK CO. AND CO. BOROUGH	17
40	44	71	80	109	130	197	149	59	12	Males, . . .		
39	41	87	63	87	168	207	169	53	23	Females, . . .		
32	29	67	51	66	120	171	173	65	10	Persons, . . .	TIPPERARY, N.R.,	18
13	19	36	29	35	60	87	87	26	2	Males, . . .		
19	10	31	22	31	60	84	86	39	8	Females, . . .		
36	43	110	87	122	227	310	223	76	16	Persons, . . .	TIPPERARY, S.R.,	19
14	28	66	41	64	100	151	108	40	5	Males, . . .		
22	15	44	46	58	127	159	115	36	11	Females, . . .		
49	63	105	98	134	224	270	214	67	13	Persons, . . .	WATERFORD CO. AND CO. BOROUGH,	20
22	30	51	60	64	118	129	103	30	6	Males, . . .		
27	33	54	38	70	106	141	111	37	7	Females, . . .		
											III.—ULSTER.	
98	119	226	199	237	413	618	536	216	17	Persons, . . .	ANTRIM,	21
38	48	102	90	113	206	284	255	104	7	Males, . . .		
60	71	124	109	124	207	334	281	112	10	Females, . . .		
65	80	165	161	201	379	511	324	120	17	Persons, . . .	ARMAGH,	22
25	33	65	77	90	167	249	165	69	10	Males, . . .		
40	47	100	84	111	212	262	159	51	7	Females, . . .		
255	286	618	672	728	991	836	313	62	4	Persons, . . .	BELFAST CO. BOROUGH,	23
113	110	297	340	339	438	372	134	21	1	Males, . . .		
142	176	321	332	389	553	464	179	41	3	Females, . . .		
35	52	96	76	92	226	349	281	110	28	Persons, . . .	CAVAN,	24
20	27	45	42	46	111	173	159	69	17	Males, . . .		
15	25	51	34	46	115	176	122	41	11	Females, . . .		
70	93	189	137	177	374	507	518	222	43	Persons, . . .	DONEGAL,	25
29	52	83	71	83	185	255	259	112	26	Males, . . .		
41	41	106	66	94	189	252	259	110	17	Females, . . .		
126	156	257	201	277	486	670	546	194	30	Persons, . . .	DOWN,	26
63	72	117	104	126	219	324	254	93	14	Males, . . .		
63	84	140	97	151	267	346	292	101	16	Females, . . .		

IRELAND.—DEATHS at different AGES registered in

PROVINCES AND COUNTIES.		TOTAL BIRTHS.	TOTAL DEATHS.	AGES AT								
				Under 1 year.	1	2	3	4	Under 5 years.	5—	10—	
III.—ULSTER—continued.												
27	FERMANAGH,	Persons, . . .	1,302	1,082	80	29	13	6	5	133	15	12
		Males, . . .	657	537	42	17	7	4	1	71	8	7
		Females, . . .	645	545	38	12	6	2	4	62	7	5
28	LONDONDERRY CO. AND CO BOROUGH.	Persons, . . .	3,331	2,531	270	55	26	18	15	384	49	44
		Males, . . .	1,706	1,209	143	26	12	6	6	193	22	18
		Females, . . .	1,625	1,322	127	29	14	12	9	191	27	26
29	MONAGHAN,	Persons, . . .	1,545	1,446	115	37	19	4	7	182	26	15
		Males, . . .	792	734	63	19	11	1	3	97	8	7
		Females, . . .	753	712	52	18	8	3	4	85	18	8
30	TYRONE,	Persons, . . .	3,052	2,767	207	43	25	20	14	309	38	42
		Males, . . .	1,599	1,397	122	20	12	11	4	169	21	18
		Females, . . .	1,453	1,370	85	23	13	9	10	140	17	24
IV.—CONNAUGHT.												
31	GALWAY,	Persons, . . .	3,955	2,612	259	67	39	18	16	399	48	48
		Males, . . .	2,063	1,322	139	33	21	8	8	209	24	14
		Females, . . .	1,892	1,290	120	34	18	10	8	190	24	34
32	LEITRIM,	Persons, . . .	1,289	978	54	19	4	8	9	94	21	14
		Males, . . .	668	493	32	10	1	4	4	51	8	7
		Females, . . .	621	485	22	9	3	4	5	43	13	7
33	MAYO,	Persons, . . .	4,571	2,561	246	60	42	20	26	394	67	40
		Males, . . .	2,299	1,324	151	31	25	12	10	229	38	19
		Females, . . .	2,272	1,237	95	29	17	8	16	165	29	21
34	ROSCOMMON,	Persons, . . .	1,798	1,335	118	32	12	7	7	176	21	12
		Males, . . .	923	675	60	14	4	2	4	84	8	7
		Females, . . .	875	660	58	18	8	5	3	92	13	5
35	SLIGO,	Persons, . . .	1,722	1,265	105	25	7	7	12	156	19	21
		Males, . . .	908	651	63	14	2	2	5	86	10	13
		Females, . . .	814	614	42	11	5	5	7	70	9	8

the Year 1907—in the PROVINCES and COUNTIES.

DEATH.											PROVINCES AND COUNTIES.	
15—	20—	25—	35—	45—	55—	65—	75—	85—	85 and upwards.			
											III.—ULSTER—continued.	
21	28	55	58	68	121	199	254	107	11	Persons, . . .	} FERMAGH,	No. 27
5	14	26	35	23	60	88	136	60	4	Males, . . .		
16	14	29	23	45	61	111	118	47	7	Females, . . .		
72	89	181	137	187	382	475	365	111	25	Persons, . . .	} LONDONDERRY CO. AND CO. BOROUGH.	28
31	37	78	55	86	196	242	176	65	10	Males, . . .		
41	52	103	82	101	186	233	189	76	15	Females, . . .		
26	29	76	55	118	243	322	246	91	17	Persons, . . .	} MONAGHAN,	29
13	12	37	26	52	121	158	137	59	7	Males, . . .		
13	17	39	29	66	122	164	109	32	10	Females, . . .		
64	78	180	115	218	443	566	443	195	46	Persons, . . .	} TYRONE,	30
31	37	91	69	95	215	286	250	91	24	Males, . . .		
33	41	89	76	123	228	280	193	104	22	Females, . . .		
											IV.—CONNAUGHT.	
89	76	181	131	169	285	491	489	170	36	Persons, . . .	} GALWAY,	31
46	34	93	68	88	137	243	255	92	19	Males, . . .		
13	42	88	63	81	148	248	234	78	17	Females, . . .		
19	32	55	46	77	121	214	190	84	11	Persons, . . .	} LEITRIM,	32
11	15	28	18	34	57	107	101	48	8	Males, . . .		
8	17	27	28	43	64	107	89	36	3	Females, . . .		
81	70	178	116	144	277	461	523	165	45	Persons, . . .	} MAYO,	33
39	42	95	46	73	128	238	254	96	27	Males, . . .		
42	28	83	70	71	149	223	269	69	18	Females, . . .		
27	49	76	67	97	171	290	235	97	17	Persons, . . .	} ROSCOMMON,	34
11	28	38	27	35	79	157	126	63	12	Males, . . .		
16	21	38	40	62	92	133	109	34	5	Females, . . .		
31	42	106	75	77	142	226	240	112	15	Persons, . . .	} SLIGO,	35
16	27	54	37	31	75	122	124	50	6	Males, . . .		
18	15	52	38	46	67	104	116	62	9	Females, . . .		

IRELAND.—DEATHS at different AGES registered in the year 1907—in the SUPERINTENDENT REGISTRARS' DISTRICTS in each COUNTY.—MALES.

I.—PROVINCE OF LEINSTER.

COUNTIES AND SUPERINTENDENT REGISTRARS' DISTRICTS.	MALES.																			
	TOTAL BIRTHS.	TOTAL DEATHS.	AGES AT DEATH.															85 and upwards.		
			Under 1 year.	1	2	3	4	Under 5 years.	5—	10—	15—	20—	25—	35—	45—	55—	65—		75—	
No. 1. Carlow Co.																				
1 BALTINGLASS, part of, . . .	51	34	5	1	1	.	.	7	.	1	1	.	1	2	1	4	7	9	1	.
2 CARLOW, part of, . . .	300	255	26	3	2	1	1	33	6	2	6	7	15	19	19	38	51	44	11	4
3 NEW ROSS, part of, . . .	39	24	5	5	.	.	1	.	.	1	3	4	4	5	1	.
2. Dublin Co.																				
4 BALROTHERY, . . .	174	179	16	3	1	.	4	24	5	1	6	6	17	19	14	25	37	21	3	1
5 CELBRIDGE, part of, . . .	39	39	2	2	.	.	1	5	.	.	1	.	3	4	5	4	9	3	5	.
6 DUBLIN, NORTH, part of, . . .	121	97	17	1	1	.	.	19	2	6	7	12	10	6	5	10	14	5	1	.
7 DUBLIN, SOUTH, part of, . . .	752	673	107	30	14	7	4	162	9	14	26	32	69	65	62	74	82	58	19	1
8 RATHDOWN, part of, . . .	433	341	45	16	11	5	3	80	5	7	8	9	23	30	33	47	59	33	5	2
3. Dublin Co. Borough.																				
9 DUBLIN, NORTH, part of, . . .	2,634	1,925	429	142	61	26	25	683	58	21	34	65	161	176	198	237	186	84	19	3
10 DUBLIN, SOUTH, part of, . . .	2,207	1,909	407	145	48	30	24	654	51	34	39	64	151	168	232	218	210	75	13	.
4. Kildare Co.																				
11 ATHY, part of, . . .	179	164	23	.	3	1	2	29	2	2	3	.	9	9	15	19	34	31	10	1
12 BALTINGLASS, part of, . . .	13	13	3	1	.	.	.	4	2	.	1	2	1	3	.	.
13 CELBRIDGE, part of, . . .	97	77	6	.	.	.	1	7	2	1	.	9	9	2	8	10	13	11	5	.
14 EDENDERRY, part of, . . .	71	43	9	2	1	.	.	12	1	.	3	2	2	4	1	2	6	7	3	.
15 NAAS, part of, . . .	424	272	35	8	2	1	.	46	7	4	7	9	29	30	29	29	36	40	6	.
5. Kilkenny Co.																				
16 CALLAN, part of, . . .	82	93	16	1	1	.	.	18	.	.	.	4	5	6	5	10	20	19	6	.
17 CARRICK-ON-SUIR, part of, . . .	44	39	3	1	1	.	.	5	.	.	.	2	3	1	2	9	8	6	1	.
18 CASTLECOMER, . . .	113	97	11	1	1	.	.	13	.	2	2	5	5	4	6	15	17	23	5	.
19 KILKENNY, . . .	277	227	30	7	5	6	1	49	6	3	5	6	19	11	17	33	38	30	9	1
20 NEW ROSS, part of, . . .	34	21	3	2	.	.	.	5	1	.	1	.	.	.	1	1	6	4	2	.
21 THOMASTOWN, . . .	133	118	13	1	3	2	1	20	.	3	4	9	6	10	10	6	23	19	6	2
22 URLINGFORD, part of, . . .	72	43	6	2	.	.	.	8	.	.	1	1	2	.	1	3	9	16	2	.
23 WATERFORD, part of, . . .	108	84	13	.	1	.	1	15	3	3	2	5	6	7	2	12	17	10	2	.
6. King's Co.																				
24 BIRR, part of, . . .	227	174	20	4	1	2	1	28	4	.	6	6	6	13	14	27	39	15	14	2
25 EDENDERRY, part of, . . .	88	63	7	1	.	.	1	9	1	1	1	2	4	3	4	13	8	15	2	.
26 MOUNTMELICK, part of, . . .	39	8	1	1	.	.	.	2	.	.	1	.	2	.	.	1	2	.	.	.
27 ROSCREA, part of, . . .	50	36	4	2	.	.	1	7	6	1	1	1	9	11	.	.
28 TULLAMORE, part of, . . .	209	162	11	4	.	.	2	17	3	3	2	3	9	7	11	28	43	26	9	1
7. Longford Co.																				
29 BALLYMAHON, part of, . . .	86	85	10	1	2	.	.	13	1	1	1	3	5	4	3	6	21	16	10	1
30 GRANARD, part of, . . .	159	163	15	2	.	1	.	18	1	2	5	1	12	4	10	19	34	47	8	2
31 LONGFORD, . . .	242	162	16	4	.	2	.	22	2	.	2	5	5	10	11	19	38	29	15	4
8. Louth Co.																				
32 ARDEE, part of, . . .	99	101	8	8	3	.	.	1	5	4	9	22	27	15	6	1
33 DROGHEDA, part of, . . .	233	176	9	3	1	1	3	17	4	2	5	4	18	13	14	32	39	24	4	.
34 DUNDALK, . . .	352	313	24	10	7	3	2	46	6	2	14	16	14	23	23	46	68	39	12	4
9. Meath Co.																				
35 ARDEE, part of, . . .	34	21	6	6	1	.	.	.	1	1	.	1	4	5	2	.
36 DROGHEDA, part of, . . .	69	45	5	5	3	.	.	2	6	2	1	4	14	7	1	.
37 DUNSHAUGHLIN, . . .	79	75	5	.	1	1	1	8	.	2	3	4	7	.	8	14	9	17	3	.
38 EDENDERRY, part of, . . .	18	21	1	.	.	.	3	1	.	4	5	5	2	.
39 KELLS, . . .	145	152	17	3	1	1	.	22	4	2	4	2	11	11	10	18	26	31	11	.
40 NAVAN, . . .	143	151	24	1	5	.	.	30	2	.	6	4	13	8	10	21	26	26	5	.
41 OLDCASTLE, part of, . . .	44	65	10	10	.	.	.	2	7	5	4	9	16	7	4	1
42 TRIM, . . .	153	152	17	2	1	1	2	23	2	2	2	2	5	5	17	25	25	29	12	3

IRELAND.—DEATHS at different AGES registered in the year 1907—in the SUPERINTENDENT REGISTRARS' DISTRICTS in each COUNTY.—FEMALES.

I.—PROVINCE OF LEINSTER.

No.	COUNTIES AND SUPERINTENDENT REGISTRARS' DISTRICTS.	FEMALES.																			
		TOTAL BIRTHS.	TOTAL DEATHS.	AGES AT DEATH.															86 and upwards.		
				Under 1 year.	1	2	3	4	Under 5 years.	5—	10—	15—	20—	25—	35—	45—	55—	65—		75—	85—
1. Carlow Co.																					
1	BALTINGLASS, part of, . . .	42	25	1	.	.	1	.	2	.	.	2	1	2	2	1	3	2	6	2	2
2	CARLOW, part of, . . .	295	230	22	4	.	1	3	30	5	5	10	7	15	12	16	31	47	38	12	2
3	NEW ROSS, part of, . . .	31	27	4	.	1	.	.	5	1	.	1	.	1	.	1	2	4	8	4	.
2. Dublin Co.																					
4	BALROTHERY, . . .	161	142	9	2	1	2	1	15	1	3	8	4	12	10	16	23	24	18	7	1
5	CELBRIDGE, part of, . . .	52	42	4	.	1	1	.	6	.	.	1	.	1	1	6	9	5	11	1	1
6	DUBLIN, NORTH, part of, . . .	130	85	11	5	2	1	.	19	2	3	5	2	15	3	7	11	8	7	2	1
7	DUBLIN, SOUTH, part of, . . .	701	815	91	29	7	8	10	145	23	22	32	32	70	57	77	89	132	89	44	3
8	RATHDOWN, part of, . . .	400	448	47	17	11	7	2	84	10	8	10	16	24	23	43	64	81	65	19	1
3. Dublin Co. Borough.																					
9	DUBLIN, NORTH, part of, . . .	2,484	1,905	346	151	80	30	18	628	41	35	46	59	117	149	199	261	222	111	31	3
10	DUBLIN, SOUTH, part of, . . .	2,204	1,969	345	141	59	35	31	611	69	39	48	59	132	152	188	255	243	125	46	2
4. Kildare Co.																					
11	ATHY, part of, . . .	179	130	11	3	1	2	1	18	3	2	2	4	9	4	15	18	30	15	8	2
12	BALTINGLASS, part of, . . .	19	15	1	.	2	1	2	1	5	2	.	1
13	CELBRIDGE, part of, . . .	90	65	8	.	2	1	.	11	1	2	2	1	2	6	6	13	10	7	4	.
14	EDENDERRY, part of, . . .	51	44	3	1	.	.	.	4	.	1	4	1	3	2	9	9	3	8	.	.
15	NAAS, part of, . . .	378	231	28	4	2	6	.	40	3	8	9	3	15	10	26	33	42	32	9	1
5. Kilkenny Co.																					
16	OALLAN, part of, . . .	100	75	4	2	.	1	1	8	.	.	1	1	6	.	8	16	21	10	4	.
17	CARRICK-ON-SUIR, part of, . . .	31	40	1	1	.	.	1	1	1	.	4	11	6	10	2	3
18	CASTLECOMER, . . .	91	89	8	1	2	2	.	13	.	.	3	2	8	6	8	19	12	13	5	.
19	KILKENNY, . . .	248	222	19	7	2	2	1	31	2	4	5	3	8	11	23	41	52	28	12	2
20	NEW ROSS, part of, . . .	33	19	1	1	.	.	.	2	1	.	1	6	3	3	2	.
21	THOMASTOWN, . . .	125	112	8	1	1	.	2	12	.	2	3	2	6	4	9	20	29	19	5	1
22	URLINGFORD, part of, . . .	63	51	9	9	1	2	2	.	3	2	1	7	9	12	2	1
23	WATERFORD, part of, . . .	88	63	10	2	.	1	.	13	.	3	.	1	7	1	7	10	10	9	1	1
6. King's Co.																					
24	BIRR, part of, . . .	203	160	10	3	1	2	1	17	1	3	2	7	7	5	16	30	36	28	6	2
25	EDENDERRY, part of, . . .	80	59	2	2	.	.	.	4	1	1	2	2	2	2	5	6	10	14	9	1
26	MOUNTMELLICK, part of, . . .	28	17	1	.	.	.	2	3	.	.	2	.	3	1	2	1	2	3	.	.
27	ROSCREA, part of, . . .	43	29	2	2	2	.	2	1	1	.	1	4	5	3	8	.
28	TULLAMORE, part of, . . .	190	154	12	4	.	.	.	16	2	5	6	8	8	11	9	14	31	30	14	.
7. Longford Co.																					
29	BALLYMAHON, part of, . . .	79	96	8	.	.	2	.	10	2	1	1	2	3	3	9	8	14	30	12	1
30	GRANARD, part of, . . .	126	133	9	3	4	.	1	17	1	.	4	.	12	10	10	12	28	33	5	1
31	LONGFORD, . . .	201	142	11	3	1	1	1	17	1	2	4	4	6	6	9	22	32	25	13	1
8. Louth Co.																					
32	ARDEE, part of, . . .	105	108	6	1	1	1	.	9	.	2	1	.	6	9	5	21	25	27	2	1
33	DROGHEDA, part of, . . .	188	160	12	1	2	1	1	17	3	5	8	1	12	4	12	32	40	20	5	1
34	DUNDALK, . . .	365	279	20	8	2	6	.	36	8	8	9	7	25	17	13	48	51	48	9	.
9. Meath Co.																					
35	ARDEE, part of, . . .	31	18	.	.	1	.	.	1	.	1	1	.	2	.	1	3	4	4	.	1
36	DROGHEDA, part of, . . .	43	48	5	5	.	.	2	.	2	5	5	7	12	7	2	1
37	DUNSHAUGHLIN, . . .	72	49	4	4	2	.	.	2	5	3	5	5	7	13	3	.
38	EDENDERRY, part of, . . .	20	12	1	1	.	.	1	.	.	.	4	1	1	2	1	1
39	KELLS, . . .	137	98	9	2	1	1	.	13	1	1	.	2	5	6	4	10	25	18	11	2
40	NAVAN, . . .	142	125	11	1	1	.	.	13	.	3	6	4	9	8	10	21	29	17	4	1
41	OLDCASTLE, part of, . . .	63	57	8	8	1	3	1	3	3	5	7	11	6	6	2	1
42	TRIM, . . .	145	108	6	3	2	1	.	12	5	.	3	5	4	9	4	14	30	14	6	2

IRELAND.—DEATHS at different AGES registered in the year 1907—in the SUPERINTENDENT REGISTRARS' DISTRICTS in each COUNTY.—MALES—continued.

I.—PROVINCE OF LEINSTER.—continued.

COUNTIES AND SUPERINTENDENT REGISTRARS' DISTRICTS.	MALES.																			
	TOTAL BIRTHS.	TOTAL DEATHS.	AGES AT DEATH.																85 and upwards.	
			Under 1 year.	1	2	3	4	Under 5 years.	5—	10—	15—	20—	25—	35—	45—	55—	65—	75—		85—
No. 10. Queen's Co.																				
43 ABBEYLEIX,	143	147	13	1	2	2	.	18	2	1	.	3	8	5	13	19	35	29	10	4
44 ATHY, part of,	66	43	4	.	.	.	1	5	2	.	2	1	.	2	1	5	7	12	5	1
45 CARLOW, part of,	38	39	5	.	1	.	.	6	1	.	.	1	1	3	3	5	8	10	.	1
46 MOUNTMELICK, part of,	253	228	19	4	2	2	2	29	4	1	5	8	20	10	19	42	46	28	13	3
47 ROSCREA, part of,	38	21	1	1	.	.	.	2	1	4	1	4	5	3	1
11. Westmeath Co.																				
48 ATHLONE, part of,	200	133	20	2	1	1	1	25	1	2	3	8	12	3	9	17	24	19	8	2
49 BALLYMAHON, part of,	34	27	3	3	3	1	4	7	7	.	2
50 DELVIN,	67	64	3	.	1	.	.	4	.	.	1	2	1	5	5	11	16	14	4	1
51 GRANARD, part of,	37	28	4	4	1	.	.	1	2	2	.	4	8	6	.	.
52 MULLINGAR,	279	264	22	6	.	1	1	30	6	2	6	10	24	15	20	27	53	54	12	5
53 TULLAMORE, part of,	30	20	3	.	1	.	.	4	2	1	2	1	3	4	3	.
12. Wexford Co.																				
54 ENNISCORTHY,	304	252	36	7	1	3	.	47	3	5	3	14	12	16	20	31	46	42	12	1
55 GOREY,	164	145	14	4	1	.	.	19	3	.	.	7	10	9	8	21	26	25	15	2
56 NEW ROSS, part of,	236	213	17	5	5	6	4	37	4	2	6	3	18	10	18	32	38	33	12	.
57 WEXFORD,	389	272	38	2	2	3	1	46	5	4	9	8	18	18	24	38	45	47	10	.
13. Wicklow Co.																				
58 BALTINGLASS, part of,	91	88	5	1	.	.	1	7	.	1	.	5	5	8	5	12	22	12	11	.
59 NAAS, part of,	21	16	1	2	.	.	.	3	1	.	.	1	.	1	.	1	2	5	2	.
60 RATHDOWN, part of,	138	93	16	6	5	2	2	31	4	1	3	.	4	4	11	8	14	8	5	.
61 RATHDRUM,	325	217	22	8	2	7	1	40	4	.	4	7	16	19	20	41	33	23	7	3
62 SHILLELAGH,	87	75	10	10	.	1	1	.	4	1	3	14	11	24	5	1

II.—PROVINCE OF MUNSTER.

14. Clare Co.																				
63 BALLYVAGHAN,	48	28	3	3	.	.	4	2	.	3	1	3	2	8	2	.
64 CORROFIN,	40	32	1	1	.	.	.	2	.	.	2	1	3	3	3	3	5	8	.	2
65 ENNIS,	195	168	19	7	.	1	1	28	2	4	7	6	12	12	21	17	25	20	11	3
66 ENNISTIMON,	178	130	19	3	2	.	2	26	2	1	3	4	3	13	7	12	23	21	12	3
67 KILLADYSERT,	92	62	4	1	.	.	.	5	.	.	4	4	5	3	3	1	18	11	8	.
68 KILRUSH,	286	171	35	8	.	.	3	46	1	.	2	9	5	3	8	11	26	42	14	4
69 LIMERICK, part of,	75	46	12	12	.	.	1	1	.	4	2	5	5	9	5	2
70 SCARRIFF,	110	68	10	1	1	.	.	12	2	1	.	2	6	2	5	10	14	9	4	1
71 TULLA,	83	63	3	2	1	2	1	9	.	1	2	2	7	3	3	6	10	11	8	1
15. Cork Co. and Co. Borough.																				
72 BANDON,	203	138	16	1	4	1	.	22	.	.	4	5	5	12	11	16	25	25	11	2
73 BANTRY,	173	85	11	3	2	.	.	16	1	2	5	3	10	3	4	6	13	14	7	1
74 CASTLETOWN,	139	58	5	1	.	1	1	8	3	1	.	1	3	4	1	9	14	11	3	.
75 CLONAKILTY,	177	125	10	.	2	1	.	13	2	3	.	5	7	9	5	10	29	27	12	3
76 CORK,	1,616	1,305	219	48	29	18	13	327	44	26	34	52	147	100	138	170	177	69	18	3
77 DUNMANWAY,	161	100	16	1	2	.	.	19	2	2	1	6	7	3	4	9	19	22	6	.
78 FERMOY,	266	182	28	5	1	.	1	35	5	1	6	9	10	8	3	27	37	29	8	4
79 KANTURK,	264	183	20	1	2	1	1	25	2	3	3	5	14	9	10	16	41	41	12	2
80 KILMALLOCK, part of,	48	19	1	1	1	.	.	3	2	.	.	1	.	1	2	4	2	3	1	.
81 KINSALE,	168	137	13	3	.	.	.	16	2	5	8	2	10	8	13	19	21	19	10	1
82 MACROOM,	251	137	11	2	.	1	1	15	3	3	7	3	15	4	5	17	23	27	13	2
83 MALLOW,	244	180	22	6	1	.	2	31	3	6	4	5	10	17	11	27	40	12	14	.
84 MIDDLETON,	203	167	11	4	1	2	1	19	.	5	6	6	11	8	15	24	41	23	8	1
85 MILLSTREET,	122	70	4	1	1	1	.	7	1	2	.	1	6	5	1	6	17	13	8	3
86 MITCHELSTOWN, part of,	100	93	9	3	3	.	.	15	1	1	4	1	5	5	7	10	24	12	7	1
87 SKIBBEREEN,	259	179	26	.	2	2	.	30	.	4	4	8	11	7	13	13	34	34	18	3
88 SKULL,	74	69	11	.	.	1	.	12	1	1	1	4	3	2	3	3	15	16	5	3
89 YOUGHAL, part of,	89	101	11	.	.	1	.	12	2	1	.	2	9	6	11	20	19	13	5	1

IRELAND.—DEATHS at different AGES registered in the year 1907—in the SUPERINTENDENT REGISTRARS' DISTRICTS in each COUNTY.—FEMALES—continued.

I.—PROVINCE OF LEINSTER.—continued.

COUNTIES AND SUPERINTENDENT REGISTRARS' DISTRICTS.	FEMALES.																			
	TOTAL BIRTHS.	TOTAL DEATHS.	AGES AT DEATH.															65 and upwards.		
			Under 1 year.	1	2	3	4	Under 5 years.	5	10—	15—	20—	25—	35—	45—	55—	65—		75—	
10. Queen's Co.																				
43 ABBEYLEIX,	160	138	13	3	.	.	.	16	2	.	3	1	8	3	5	20	35	23	18	4
44 ATHY, part of,	51	46	5	5	.	1	2	3	1	2	6	4	9	11	2	.
45 CARLOW, part of,	39	21	4	4	.	.	.	3	1	2	.	5	4	1	.	1
46 MOUNTMELICK, part of,	234	211	15	5	.	.	2	22	3	2	8	9	18	13	18	28	39	35	13	3
47 ROSCREA, part of,	35	16	2	2	.	.	.	1	1	.	2	2	5	2	1	.
11. Westmeath Co.																				
48 ATHLONE, part of,	151	107	11	1	3	1	.	16	2	4	3	7	7	4	6	13	20	20	4	1
49 BALLYMAHON, part of,	30	25	2	.	.	.	1	3	3	2	3	8	4	2	.
50 DELVIN,	52	54	3	3	1	1	1	.	4	5	3	7	9	13	5	2
51 GRANARD, part of,	36	22	2	2	.	.	1	.	1	1	2	3	6	3	3	.
52 MULLINGAR,	269	227	26	3	3	1	2	35	3	2	7	4	19	13	20	25	48	36	13	2
53 TULLAMORE, part of,	24	17	4	4	.	1	.	1	1	.	1	1	3	4	1	.
12. Wexford Co.																				
54 ENNISCORTHY,	320	286	20	6	5	6	.	37	4	4	8	3	25	14	29	52	52	39	18	1
55 GOREY,	169	143	10	3	.	1	2	16	2	2	1	5	10	7	12	25	31	20	12	.
56 NEW ROSS, part of,	209	237	13	6	1	3	4	27	8	6	6	9	21	10	19	30	54	30	17	.
57 WEXFORD,	373	303	26	3	6	3	2	40	6	9	8	7	14	15	16	47	64	66	8	3
13. Wicklow Co.																				
58 BALTINGLASS, part of,	85	93	4	4	2	.	.	10	.	2	3	.	6	2	4	20	21	18	7	.
59 NAAS, part of,	23	28	1	.	.	1	.	2	1	.	.	3	3	3	.	1	3	6	6	.
60 RATHDOWN, part of,	109	92	8	3	1	2	1	15	2	4	.	.	7	3	6	13	23	13	4	2
61 RATHDRUM,	298	241	15	3	2	1	2	23	8	5	8	6	14	15	15	43	51	40	9	4
62 SHILLELAGH,	85	62	4	1	.	.	.	5	.	4	.	.	.	5	1	5	5	17	16	4

II.—PROVINCE OF MUNSTER.

14. Clare Co.																				
63 BALLYVAGHAN,	32	23	2	1	.	.	.	3	.	1	1	.	2	1	1	1	7	4	1	1
64 CORROFIN,	44	34	1	2	.	.	.	3	2	3	1	.	3	1	1	1	9	4	6	.
65 ENNIS,	226	167	18	7	1	2	.	28	4	5	6	6	13	11	16	20	29	21	6	2
66 ENNISTIMON,	164	108	13	3	3	3	1	23	.	1	3	5	4	5	7	5	19	21	10	5
67 KILLADYSERT,	85	50	5	3	.	1	1	10	.	.	1	1	5	6	1	2	9	10	5	.
68 KILRUSH,	265	226	21	8	4	4	5	42	3	5	8	5	11	10	8	14	39	54	21	6
69 LIMERICK, part of,	74	59	6	.	1	.	.	7	1	.	2	2	6	3	2	9	6	11	6	1
70 SCARRIFF,	114	77	5	.	.	1	.	6	9	3	1	2	5	3	6	8	16	12	6	.
71 TULLA,	85	61	3	.	1	.	.	4	1	1	3	1	2	.	4	6	13	16	6	4
15. Cork Co. and Co. Borough.																				
72 BANDON,	156	108	11	4	2	.	.	17	1	1	3	1	6	10	7	18	21	13	9	1
73 BANTRY,	136	75	14	2	.	.	1	17	1	1	2	2	1	7	2	8	10	14	7	3
74 CASTLETOWN,	145	61	3	3	3	.	.	9	3	3	1	1	5	2	2	6	12	14	3	.
75 CLONAKILTY,	184	151	10	3	.	1	.	14	2	3	5	11	7	5	7	20	23	31	18	5
76 CORK,	1,549	1,318	166	52	22	15	9	264	32	27	39	58	129	102	130	218	192	91	35	1
77 DUNMANWAY,	126	95	8	2	.	1	.	11	3	.	2	4	4	8	3	12	23	16	8	1
78 FERMOY,	237	152	11	2	1	1	1	16	2	8	5	2	12	8	12	24	34	20	7	2
79 KANTURK,	300	138	13	3	.	3	2	21	1	7	4	4	8	6	10	18	24	25	6	4
80 KILMALLOCK, part of,	54	15	1	1	.	.	2	1	2	1	1	1	2	2	2	.
81 KINSALE,	142	115	9	3	1	.	.	13	.	4	9	3	3	7	9	22	19	20	5	1
82 MACROOM,	236	138	10	2	1	1	1	15	2	2	9	6	7	7	8	14	28	18	16	6
83 MALLOW,	261	159	26	3	1	2	1	33	1	2	6	4	12	11	8	19	29	24	7	3
84 MIDDLETON,	180	135	8	3	2	.	.	13	2	4	4	7	12	5	7	26	25	24	6	.
85 MILLSTREET,	110	67	3	2	1	.	.	6	3	4	5	2	5	2	1	4	12	13	5	5
86 MITCHELSTOWN, part of,	100	86	8	1	1	.	.	10	2	2	1	1	4	8	8	7	25	13	5	.
87 SKIBBEREEN,	225	158	15	5	3	1	2	26	3	4	1	4	9	10	9	16	31	29	13	3
88 SKULL,	95	69	6	1	.	.	.	7	.	2	4	5	8	4	2	6	14	7	6	4
89 YOUGHAL, part of,	95	117	9	1	.	.	1	11	1	4	4	5	8	8	15	20	22	14	5	.

IRELAND.—DEATHS at different AGES registered in the year 1907—in the SUPERINTENDENT REGISTRARS' DISTRICTS in each COUNTY.—MALES—continued.

II.—PROVINCE OF MUNSTER.—continued.

COUNTIES AND SUPERINTENDENT REGISTRARS' DISTRICTS.	MALES.																			
	TOTAL BIRTHS	TOTAL DEATHS	AGES AT DEATH.																85 and upwards.	
			Under 1 year.	1	2	3	4	Under 5 years.	5—	10—	15—	20—	25—	35—	45—	55—	65—	75—		
16. Kerry Co.																				
No.																				
90 CAHERSIVEEN,	256	127	19	4	1	3	1	28	2	.	2	5	15	5	4	12	16	29	6	3
91 DINGLE,	240	94	21	2	.	.	1	24	3	1	1	5	13	3	7	4	13	14	3	3
92 KENMARE,	158	77	8	1	4	1	.	14	1	1	4	1	5	2	2	13	9	14	8	3
93 KILLARNEY,	451	278	23	8	3	1	3	38	.	2	4	7	47	20	20	39	53	33	14	1
94 LISTOWEL, part of,	363	242	35	10	3	2	4	54	4	1	11	10	23	8	8	22	41	42	16	2
95 TRALEE,	534	254	29	7	2	4	1	43	1	4	11	11	25	17	19	22	36	41	19	5
17. Limerick Co. and Co. Borough.																				
96 CROOM,	99	86	6	3	.	1	2	12	.	.	2	3	5	3	5	11	25	12	6	2
97 KILMALLOOK, part of,	261	176	27	9	5	1	2	44	2	1	6	5	13	5	14	20	32	23	11	.
98 LIMERICK, part of,	758	528	78	27	9	12	7	133	9	9	16	22	33	50	68	65	61	47	11	4
99 LISTOWEL, part of,	48	39	6	6	1	1	3	1	4	2	2	5	2	7	4	1
100 MITCHELSTOWN, part of,	57	37	4	.	.	1	.	5	4	1	1	4	3	4	1	1	7	5	1	.
101 NEWCASTLE,	301	166	29	5	1	1	1	37	4	1	6	4	8	12	6	14	27	32	13	2
102 RATHKEALE,	143	123	15	1	1	.	2	19	2	2	5	4	3	3	11	11	31	20	11	1
103 TIPPERARY, part of,	75	49	12	4	1	.	.	17	2	1	1	1	2	1	2	3	12	3	2	2
18. Tipperary Co. N.R.																				
104 BIRR, part of,	16	8	.	1	.	.	.	1	.	.	.	1	1	.	1	.	2	2	.	.
105 BORRISOKANE,	88	52	6	1	.	.	.	7	.	2	.	1	2	1	3	6	8	15	7	.
106 NENAGH,	228	165	21	5	3	1	.	30	3	1	8	5	10	6	7	27	34	27	6	1
107 ROSCREA, part of,	78	65	6	1	.	1	.	8	.	2	2	2	8	3	7	7	14	7	5	.
108 THURLES,	268	199	30	1	3	2	1	37	3	1	3	10	15	19	17	20	29	36	8	1
19. Tipperary Co. S.R.																				
109 CALLAN, part of,	56	37	7	1	.	1	.	9	.	.	2	.	1	2	1	6	5	8	2	1
110 CARRICK-ON-SUIR, part of,	104	95	17	3	.	2	.	22	2	.	1	5	7	5	7	10	19	13	3	1
111 CASHEL,	210	173	26	3	2	1	.	32	4	5	3	4	11	8	18	13	33	29	11	2
112 OLOGHEEN,	176	119	17	2	2	1	.	22	1	.	2	4	10	6	12	21	21	13	6	1
113 CLONMEL, part of,	183	140	26	3	2	.	.	31	1	1	3	7	16	8	14	21	24	8	6	.
114 TIPPERARY, part of,	250	213	28	5	6	2	1	42	5	2	3	8	20	8	10	29	43	33	10	.
115 URLINGFORD, part of,	35	29	4	3	1	.	.	8	1	1	.	.	1	4	2	.	6	4	2	.
20. Waterford Co. and Co. Borough.																				
116 CARRICK-ON-SUIR, part of,	43	40	6	.	.	1	.	7	1	.	.	1	1	2	1	6	13	7	1	.
117 CLONMEL, part of,	34	25	2	2	1	2	5	4	8	3	.
118 DUNGARVAN,	171	147	13	2	2	1	.	18	4	3	3	8	13	8	9	19	23	34	4	1
119 KILMACTHOMAS,	58	46	3	3	.	2	.	1	1	5	2	3	16	6	5	2
120 LISMORE,	118	93	12	1	.	.	.	13	1	.	4	1	5	6	8	16	19	11	8	1
121 WATERFORD, part of,	468	383	60	20	2	3	6	91	6	5	11	16	29	36	38	63	46	33	7	2
122 YOUGHAL, part of,	39	39	2	1	.	.	.	3	.	1	4	3	2	2	4	6	8	4	2	.

IRELAND.—DEATHS at different AGES registered in the year 1907—in the SUPERINTENDENT REGISTRARS' DISTRICTS in each COUNTY.—FEMALES—continued.

II.—PROVINCE OF MUNSTER.—continued.

COUNTIES AND SUPERINTENDENT REGISTRARS' DISTRICTS.	FEMALES.																			
	TOTAL BIRTHS.	TOTAL DEATHS.	AGES AT DEATH.															95 and upwards.		
			Under 1 year.	1	2	3	4	Under 5 years.	5—	10—	15—	20—	25—	35—	45—	55—	65—		75—	85—
16. Kerry Co.																				
No.																				
90 CAHERSIVEEN,	240	116	6	3	4	1	1	15	1	6	4	6	10	6	5	14	14	22	10	3
91 DINGLE,	230	110	11	6	.	1	1	19	5	4	9	3	11	6	5	12	14	16	6	.
92 KENMARE,	132	71	6	1	1	1	.	9	3	1	3	2	4	4	2	8	6	17	12	.
93 KILLARNEY,	374	232	23	11	4	4	1	43	1	5	4	9	22	20	16	27	40	32	13	.
94 LISTOWEL, part of,	350	243	27	6	3	3	4	43	7	4	8	6	12	10	21	25	33	55	14	5
95 TRALEE,	461	260	31	6	5	3	3	48	5	4	8	6	24	23	11	27	37	47	15	5
17. Limerick Co. and Co. Borough.																				
96 CROOM,	102	99	11	2	.	.	.	13	.	2	4	4	7	4	5	9	21	23	6	1
97 KILMALLOCK, part of,	227	178	29	5	4	.	1	39	6	2	3	5	9	7	11	25	39	22	5	5
98 LIMERICK, part of,	760	590	96	35	10	6	9	156	9	12	19	19	37	40	52	92	81	46	20	7
99 LISTOWEL, part of,	55	48	3	2	.	.	1	6	1	2	4	3	2	2	.	2	14	8	2	2
100 MITCHELSTOWN, part of,	49	30	5	4	1	.	1	11	5	.	1	1	3	.	4	1	1	2	1	.
101 NEWCASTLE,	253	165	22	6	.	4	.	32	3	5	5	8	9	5	8	20	24	32	9	5
102 RATHKEALE,	133	117	14	3	2	.	.	19	.	4	2	.	16	5	4	12	17	27	9	2
103 TIPPERARY, part of,	77	48	6	.	1	.	.	7	3	1	1	1	4	.	3	7	10	9	1	1
18. Tipperary Co. N.R.																				
104 BIRR, part of,	16	9	1	1	.	3	1	3	.
105 BORRISOKANE,	66	51	5	5	.	1	1	2	2	3	3	4	9	11	8	2
106 NENAGH,	211	164	11	4	1	1	1	18	3	3	11	5	16	9	8	18	29	31	12	1
107 ROSCREA, part of,	85	60	2	3	.	.	.	5	1	2	1	1	3	3	7	8	11	12	5	1
108 THURLES,	215	176	14	4	3	1	3	25	2	4	6	2	10	7	12	30	32	31	11	4
19. Tipperary Co. S.R.																				
109 CALLAN, part of,	56	33	4	1	1	2	.	8	.	1	.	.	2	1	1	6	7	4	3	.
110 CARRICK-ON-SUIR, part of,	96	73	4	1	1	1	.	7	3	1	2	2	3	3	7	13	18	6	7	1
111 CASHEL,	208	159	15	2	1	.	2	20	1	.	4	3	6	8	5	21	41	37	10	3
112 CLOGHEEN,	149	121	10	.	2	1	1	14	1	2	6	3	9	8	5	23	27	20	.	3
113 CLONMEL, part of,	150	163	14	.	2	1	.	17	2	3	5	3	15	15	21	31	28	16	6	1
114 TIPPERARY, part of,	278	197	24	7	6	3	.	40	3	5	5	4	9	10	18	29	34	28	9	3
115 URLINGFORD, part of,	36	18	1	1	1	1	.	.	.	1	1	4	4	4	1	.
20. Waterford Co. and Co. Borough.																				
116 CARRICK-ON-SUIR, part of,	53	31	3	4	.	.	1	8	.	2	.	2	2	2	2	9	3	2	1	1
117 CLONMEL, part of,	32	23	1	.	1	.	.	2	1	1	1	4	6	7	1	.
118 DUNGARVAN,	145	123	12	3	1	2	.	18	1	.	2	4	3	5	16	19	23	25	7	.
119 KILMACTHOMAS,	69	52	5	1	.	.	.	6	.	1	2	3	1	5	1	5	7	14	4	3
120 LISMORE,	115	86	13	2	.	.	1	16	.	4	3	4	5	2	8	7	20	11	4	2
121 WATERFORD, part of,	463	444	42	13	4	4	4	67	14	17	20	19	41	23	42	60	76	48	16	1
122 YOUGHAL, part of,	33	22	2	.	.	1	.	3	1	.	.	1	1	.	.	2	6	4	4	.

IRELAND.—DEATHS at different AGES registered in the year 1907—in the SUPERINTENDENT REGISTRARS' DISTRICTS in each COUNTY.—MALES—continued.

III.—PROVINCE OF ULSTER.

COUNTIES AND SUPERINTENDENT REGISTRARS' DISTRICTS.	MALES.																			
	TOTAL BIRTHS.	TOTAL DEATHS.	AGES AT DEATH.														85 and upwards.			
			Under 1 year.	1	2	3	4	Under 5 years.	5—	10—	15—	20—	25—	35—	45—	55—		65—	75—	85—
21. Antrim Co.																				
No.																				
123 ANTRIM,	351	244	29	10	3	1	.	43	6	8	7	5	17	18	15	37	34	37	17	.
124 BALLYCASTLE,	134	131	7	5	1	.	1	14	.	1	2	5	13	5	11	15	22	32	11	.
125 BALLYMENA,	563	416	50	8	4	5	.	67	5	8	11	14	20	15	28	41	85	77	40	5
126 BALLYMONEY,	321	212	24	2	2	2	3	33	2	1	3	4	11	10	8	42	43	43	11	1
127 BELFAST, part of,	119	85	15	3	1	.	1	20	1	4	2	8	17	7	12	4	7	1	2	.
128 LARNE,	434	242	35	5	3	3	.	46	11	2	6	9	10	18	16	27	53	33	11	.
129 LISBURN, part of,	340	232	39	3	3	1	3	49	7	4	6	3	14	17	20	38	34	28	12	.
130 LURGAN, part of,	32	26	2	1	.	.	1	4	3	2	1	.	.	.	3	2	6	4	.	1
22. Armagh Co.																				
131 ARMAGH,	507	473	46	14	9	5	3	77	3	2	12	15	21	37	26	54	105	85	29	7
132 BANBRIDGE, part of,	61	44	6	1	.	.	.	7	.	.	.	3	3	1	4	6	11	3	5	1
133 CASTLEBLATNEY, part of,	99	78	9	2	.	.	1	12	2	.	.	2	5	1	7	12	17	11	9	.
134 LURGAN, part of,	552	379	75	11	4	4	4	98	12	7	10	5	21	24	34	47	65	44	11	1
135 NEWRY, part of,	236	225	15	2	3	1	1	22	2	5	3	8	15	14	19	48	51	22	15	1
23. Belfast Co. Borough.																				
136 BELFAST, part of,	5,798	3,714	818	254	134	71	64	1,341	124	84	113	110	297	340	339	438	372	134	21	1
24. Cavan Co.																				
137 BAILIEBOROUGH,	159	145	10	3	1	.	.	11	2	3	4	6	11	7	8	22	25	32	9	2
138 BAWNBOY, part of,	83	51	4	1	.	.	.	5	.	1	1	.	5	2	3	10	9	7	7	1
139 CAVAN,	335	332	29	9	2	4	.	44	6	2	11	8	16	18	17	39	75	58	31	7
140 COOTEHILL, part of,	126	149	7	3	2	2	1	15	1	3	2	6	3	8	10	24	34	36	6	1
141 ENNISKILLEN, part of,	39	29	1	1	.	.	.	4	2	4	2	4	2	5	4	1
142 GRANARD, part of,	45	48	2	.	1	.	.	3	.	.	1	2	3	1	3	5	10	12	6	2
143 OLDOCASTLE, part of,	106	70	8	1	2	.	.	11	3	1	1	1	5	2	3	7	18	9	6	3
25. Donegal Co.																				
144 BALLYSHANNON, part of,	80	82	2	.	1	1	.	4	3	.	2	3	7	8	8	8	20	10	9	.
145 DONEGAL,	231	162	23	.	4	.	2	29	2	2	2	7	6	7	5	14	27	40	19	2
146 DUNFANAGHY,	225	130	15	2	5	.	1	23	4	2	3	5	4	3	6	13	28	32	5	2
147 GLENTIES,	423	197	24	6	4	1	2	37	2	2	5	5	15	11	7	12	38	36	22	5
148 INISHOWEN,	324	215	21	7	1	4	.	33	3	3	7	10	10	8	15	27	37	39	16	7
149 LETTERKENNY,	128	136	11	2	3	.	.	16	.	.	2	6	11	11	12	28	24	17	8	1
150 LONDONDERRY, part of,	84	78	11	1	2	.	.	14	.	.	2	5	9	1	3	13	15	11	5	.
151 MILLFORD,	236	173	11	2	4	4	.	21	2	2	5	8	7	12	8	30	26	33	15	4
152 STRABANE, part of,	145	88	10	2	1	.	.	13	2	1	1	2	4	3	9	15	15	16	4	3
153 STRANORLAR,	117	131	7	2	3	1	.	13	4	.	.	1	10	7	10	25	25	25	9	2
26. Down Co.																				
154 BANBRIDGE, part of,	401	329	28	7	5	2	2	44	13	6	9	11	17	21	18	47	65	53	21	4
155 BELFAST, part of,	105	63	9	5	2	1	.	17	2	1	4	2	2	1	7	8	8	10	1	.
156 DOWNPATRICK,	425	370	39	6	5	1	1	52	11	5	8	13	22	24	36	43	74	59	21	2
157 KILKEEL,	206	125	13	1	1	3	1	19	1	1	2	2	10	6	4	15	26	29	8	2
158 LISBURN, part of,	195	301	28	10	6	17	7	68	32	16	20	14	24	17	15	24	38	17	13	3
159 LURGAN, part of,	117	101	12	4	1	2	2	21	2	2	5	1	6	5	4	16	18	15	6	.
160 NEWRY, part of,	310	223	29	7	3	2	1	42	7	4	7	14	15	7	14	34	35	34	8	2
161 NEWTOWNARDS,	544	330	55	9	2	3	4	73	13	4	8	15	21	23	28	32	60	37	15	1

IRELAND.—DEATHS at different AGES registered in the year 1907—in the SUPERINTENDENT REGISTRARS' DISTRICTS in each COUNTY.—MALES—*continued.*

III.—PROVINCE OF ULSTER.—*continued.*

COUNTIES AND SUPERINTENDENT REGISTRARS' DISTRICTS.	MALES.																			
	TOTAL BIRTHS.	TOTAL DEATHS.	AGES AT DEATH.															85 and upwards.		
			Under 1 year.	1	2	3	4	Under 5 years.	5	10—	15—	20—	25—	35—	45—	55—	65—		75—	
27. Fermanagh Co.																				
No.																				
162 BALLYSHANNON, part of,	60	38	2	4	1	1	.	8	1	.	.	.	3	1	2	5	3	11	3	1
163 OLONES, part of,	91	62	5	1	1	.	.	7	.	3	.	.	2	4	1	6	11	20	7	1
164 ENNISKILLEN, part of,	257	220	15	5	2	1	.	23	2	2	3	9	17	20	11	31	43	43	15	1
165 IRVINESTOWN, part of,	93	78	4	2	1	1	.	8	1	1	.	2	2	2	6	4	10	24	17	1
166 LISNASKEA,	156	139	16	5	2	1	1	25	4	1	2	3	2	8	3	14	21	38	18	.
28. Londonderry Co. and Co. Borough.																				
167 OOLERAINE,	353	230	30	6	2	2	1	41	3	3	3	8	14	9	6	35	46	41	19	2
168 LIMAVADY,	251	169	18	4	1	.	.	23	4	4	2	2	10	7	11	26	41	30	8	1
169 LONDONDERRY, part of,	698	459	60	11	6	4	5	86	12	5	16	16	40	28	49	81	79	34	11	2
170 MAGHERAFELT,	404	351	35	5	3	.	.	43	3	6	10	11	14	11	20	54	76	71	27	5
29. Monaghan Co.																				
171 CARRICKMACROSS,	197	159	19	2	4	.	1	26	1	4	2	4	6	4	13	16	28	33	21	1
172 CASTLEBLAYNEY, part of,	182	172	17	6	2	.	.	25	2	1	2	3	10	7	10	33	36	33	8	2
173 OLONES, part of,	82	76	8	4	1	.	1	14	.	.	2	.	2	3	5	11	20	13	5	1
174 OOTEHILL, part of,	61	46	3	1	.	.	.	4	1	.	.	.	2	.	4	9	11	9	6	.
175 MONAGHAN,	270	281	16	6	4	1	1	28	4	2	7	5	17	12	20	52	63	49	19	3
30. Tyrone Co.																				
176 CASTLEDERG,	112	99	7	2	1	1	.	11	1	.	.	1	6	4	7	8	22	28	9	2
177 CLOGHER,	155	153	14	1	.	4	1	20	5	.	5	1	11	4	12	19	31	31	11	3
178 COOKSTOWN,	247	207	22	1	2	1	.	26	4	1	1	6	15	10	14	36	42	33	13	6
179 DUNGANNON,	343	311	33	3	3	2	2	43	1	8	11	8	15	14	23	65	68	34	19	2
180 IRVINESTOWN, part of,	45	37	3	1	.	.	.	4	.	.	.	1	2	.	2	7	5	12	4	.
181 OMAGH,	386	405	28	8	2	2	1	41	5	5	10	13	28	23	21	52	88	87	24	8
182 STRABANE, part of,	311	185	15	4	4	1	.	24	5	4	4	7	14	14	16	28	30	25	11	3
IV.—PROVINCE OF CONNAUGHT.																				
31. Galway Co.																				
183 BALLINASLOE, part of,	133	145	8	6	2	.	3	19	1	.	4	3	10	11	9	19	26	35	5	.
184 CLIFDEN,	190	125	21	2	3	.	2	28	3	4	6	4	8	3	6	13	18	17	12	3
185 GALWAY,	465	307	44	11	9	4	.	68	5	6	13	8	22	13	21	37	52	39	18	5
186 GLENNAMADDY,	162	100	10	.	1	1	.	12	1	.	4	.	9	2	9	7	15	28	13	.
187 GORT,	137	79	9	5	1	.	.	15	1	1	2	4	5	4	2	9	11	16	5	4
188 LOUGHREA,	193	122	11	1	1	.	1	14	4	.	.	3	11	9	15	13	27	18	7	1
189 MOUNT BELLEW,	114	104	6	3	1	1	1	12	3	.	3	5	8	2	4	7	22	34	4	.
190 OUGHTERARD,	227	91	7	1	1	1	.	10	2	3	5	3	7	7	4	9	15	21	4	1
191 PORTUMNA	95	64	6	.	.	.	1	7	2	.	1	2	3	5	5	5	17	11	6	.
192 TUAM,	347	185	17	4	2	1	.	24	2	.	8	2	10	9	13	18	40	36	18	5

IRELAND.—DEATHS at different AGES registered in the year 1907—in the SUPERINTENDENT REGISTRARS' DISTRICTS in each COUNTY.—FEMALES—continued.

III.—PROVINCE OF ULSTER—continued.

COUNTIES AND SUPERINTENDENT REGISTRARS' DISTRICTS.	FEMALES.																			
	TOTAL BIRTHS	TOTAL DEATHS.	AGES AT DEATH.															85 and upwards.		
			Under 1 year.	1	2	3	4	Under 5 years.	5—	10—	15—	20—	25—	35—	45—	55—	65—		75—	85—
27. Fermanagh Co.																				
No.																				
163 BALLYSHANNON, part of, . . .	53	48	4	1	.	.	1	6	.	.	3	.	1	2	6	7	9	10	3	1
163 CLONES, part of, . . .	82	46	2	.	1	.	.	3	1	.	1	1	3	2	4	7	7	10	7	.
164 ENNISKILLEN, part of, . . .	242	222	19	3	1	1	1	25	4	4	2	12	11	7	19	17	52	50	16	3
165 IRVINESTOWN, part of, . . .	97	90	4	3	.	.	1	8	2	1	5	1	5	3	7	10	19	22	5	2
166 LISNASKEA, . . .	171	139	9	5	4	1	1	20	.	.	5	.	9	9	9	20	24	26	16	1
28. Londonderry Co. and Co. Borough.																				
167 COLEBAINE, . . .	351	285	24	3	4	1	4	36	4	4	6	13	15	15	15	37	67	41	23	9
168 LIMAVADY, . . .	202	169	13	2	1	2	.	18	4	5	6	7	7	7	8	28	30	31	18	.
169 LONDONDERRY, part of, . . .	720	525	59	20	8	9	4	100	13	14	21	22	57	45	49	83	67	44	9	1
170 MAGHERAFELT, . . .	352	343	31	4	1	.	1	37	6	3	8	10	24	15	29	38	69	73	26	5
29. Monaghan Co.																				
171 CARRICKMACROSS, . . .	184	152	11	3	5	1	2	22	6	1	2	6	11	4	13	24	26	25	8	4
172 CASTLEBLAYNEY, part of, . . .	157	173	12	3	2	.	1	18	5	3	1	2	6	6	10	35	44	27	13	3
173 CLONES, part of, . . .	102	67	10	2	.	.	.	12	4	.	1	2	2	5	6	8	15	10	1	1
174 COOTEHILL, part of, . . .	64	59	2	1	.	.	.	3	1	.	1	.	4	6	6	6	16	11	4	1
175 MONAGHAN, . . .	246	261	17	9	1	2	1	30	2	4	8	7	16	8	31	49	63	36	6	1
30. Tyrone Co.																				
176 CASTLEBERG, . . .	120	89	6	3	1	1	2	13	2	3	1	5	8	3	9	7	20	11	6	1
177 OLOGHER, . . .	140	150	5	1	.	2	1	9	4	4	2	2	5	8	17	25	28	29	15	2
178 COOKSTOWN, . . .	240	223	20	4	2	5	1	32	5	4	6	7	14	4	17	27	50	37	18	2
179 DUNGANNON, . . .	303	333	19	5	4	.	4	32	2	4	6	5	20	22	42	70	65	42	16	7
180 IRVINESTOWN, part of, . . .	41	31	2	2	.	.	2	.	3	3	3	3	3	7	5	.
181 OMAGH, . . .	325	321	20	6	1	.	.	27	3	5	7	19	23	19	23	52	76	36	23	8
182 STRABANE, part of, . . .	284	223	13	4	5	1	2	25	1	4	9	3	16	17	12	44	38	31	21	2

IV.—PROVINCE OF CONNAUGHT.

31. Galway Co.																				
183 BALLINASLOE, part of, . . .	135	146	14	4	1	.	3	22	1	3	6	5	12	13	11	16	25	24	7	1
184 CLIFDEN, . . .	175	125	10	4	3	1	1	19	3	9	8	2	9	4	7	11	20	22	9	2
185 GALWAY, . . .	447	288	43	10	9	4	3	69	7	7	6	7	21	16	17	33	56	37	10	2
186 GLENNAMADDY, . . .	169	107	5	2	1	1	.	9	4	3	4	4	10	1	7	13	26	14	7	.
187 GORT, . . .	112	90	12	2	.	1	.	15	1	1	2	1	.	1	11	11	11	26	3	1
188 LOUGHREA, . . .	171	105	6	8	1	2	.	17	1	1	2	5	7	2	8	3	27	19	8	5
189 MOUNT BELLEW, . . .	145	95	9	2	1	1	1	11	1	2	4	4	6	4	7	12	18	15	7	1
190 OUGHTERARD, . . .	170	96	5	1	.	.	.	6	1	5	2	3	3	6	4	9	24	23	7	3
191 PORTUMNA, . . .	91	45	5	.	1	.	.	6	.	1	2	2	2	3	3	9	4	9	1	.
192 TUAM, . . .	277	193	11	1	1	.	.	13	5	2	7	9	18	13	6	23	34	45	16	2

IRELAND.—DEATHS at different AGES registered in the year 1907—in the SUPERINTENDENT REGISTRARS' DISTRICTS in each COUNTY.—MALES—continued.

IV.—PROVINCE OF CONNAUGHT—continued.

COUNTIES AND SUPERINTENDENT REGISTRARS' DISTRICTS.	MALES.																			
	TOTAL BIRTHS	TOTAL DEATHS.	AGES AT DEATH.														85 and upwards.			
			Under 1 year.	1	2	3	4	Under 5 years.	5—	10—	15—	20—	25—	35—	45—	55—		65—	75—	85—
32. Leitrim Co.																				
No.																				
193 BALLYSHANNON, part of, . . .	54	47	3	1	.	1	.	5	1	2	1	1	1	1	4	6	14	7	4	.
194 BAWNBOY, part of, . . .	78	69	.	3	.	1	.	4	1	.	2	3	4	4	5	7	17	13	6	3
195 CARRICK-ON-SHANNON, pt. of	132	65	6	1	.	.	1	8	1	.	1	4	8	3	3	4	14	13	6	.
196 MANORHAMILTON, . . .	198	165	16	1	1	.	1	19	3	2	5	4	6	2	7	21	26	43	23	4
197 MOHILL, . . .	206	147	7	4	.	2	2	15	2	3	2	3	9	8	15	19	36	25	9	1
33. Mayo Co.																				
198 BALLINA, . . .	214	157	14	6	5	3	1	29	11	2	4	6	5	4	8	19	21	35	12	1
199 BALLINROBE, . . .	213	143	14	2	2	1	.	19	5	4	3	4	11	4	8	12	21	37	12	3
200 BELMULLET, . . .	171	78	16	.	2	.	.	18	2	1	1	4	7	4	3	8	10	13	4	3
201 CASTLEBAR, . . .	306	176	13	4	3	2	2	24	6	1	8	5	16	9	7	11	39	38	8	4
202 CLAREMORRIS, . . .	294	186	24	.	2	1	.	27	3	1	6	7	7	5	9	24	40	42	16	1
203 KILLALA, . . .	81	42	4	1	.	.	1	6	.	2	1	1	5	2	3	2	4	9	4	3
204 SWINEFORD, . . .	580	308	39	12	8	2	3	64	6	5	10	9	21	6	20	35	61	46	20	5
205 WESTPORT, . . .	440	232	27	6	3	3	3	42	5	3	6	6	23	12	15	17	42	34	20	7
34. Roscommon Co.																				
206 ATHLONE, part of, . . .	74	54	4	4	1	1	1	3	1	3	3	6	11	12	7	1
207 BALLINASLOE, part of, . . .	45	21	1	.	.	1	.	2	1	.	.	1	2	1	1	2	4	4	2	1
208 BOYLE, part of, . . .	164	117	12	4	.	.	.	16	.	2	1	2	8	7	5	11	31	24	10	.
209 CARRICK-ON-SHANNON, pt. of	54	42	5	1	.	.	.	6	.	.	.	4	1	.	2	5	13	6	5	.
210 CASTLEREAGH, . . .	297	204	15	3	1	1	3	23	1	4	7	9	10	11	12	22	47	41	12	5
211 ROSCOMMON, . . .	161	108	11	4	2	.	.	17	1	.	.	4	4	1	3	20	24	22	11	1
212 STROKESTOWN, . . .	128	120	12	2	1	.	1	16	4	.	2	5	12	4	9	13	27	17	16	4
35. Sligo Co.																				
213 BOYLE, part of, . . .	138	91	7	2	.	.	.	9	2	3	.	2	10	4	2	16	14	22	6	1
214 DROMORE, WEST, . . .	135	78	6	2	.	.	1	9	2	3	3	7	4	4	2	7	9	17	10	1
215 SLIGO, . . .	415	348	40	6	1	1	1	49	6	2	11	15	30	25	15	38	74	59	23	1
216 TOBERCURRY, . . .	220	134	10	4	1	1	3	19	.	5	2	3	10	4	12	14	25	26	11	3

IRELAND.—DEATHS at different AGES registered in the year 1907.—in the SUPERINTENDENT REGISTRARS' DISTRICTS in each COUNTY.—FEMALES—*continued.*

IV.—PROVINCE OF CONNAUGHT—*continued.*

COUNTIES AND SUPERINTENDENT REGISTRARS' DISTRICTS.	FEMALES.																			
	TOTAL BIRTHS	TOTAL DEATHS.	AGES AT DEATH.																	
			Under 1 year.	1	2	3	4	Under 5 years.	5—	10—	15—	20—	25—	35—	45—	55—	65—	75—	85—	85 and upwards.
32. Leitrim Co.																				
No.																				
193 BALLYSHANNON, part of, . . .	37	59	2	.	.	.	1	3	1	.	.	2	2	4	1	10	14	15	7	.
194 BAWNBOY, part of, . . .	67	46	3	3	.	.	1	7	1	1	2	4	2	4	7	3	7	6	2	.
195 CARRICK-ON-SHANNON, pt. of	114	75	1	2	2	1	.	6	2	2	1	2	5	6	6	9	20	10	6	.
196 MANORHAMILTON, . . .	229	153	9	4	1	2	1	17	7	3	3	7	10	7	15	23	21	28	15	2
197 MOHILL, . . .	174	147	7	.	.	1	2	10	2	1	2	2	8	7	11	19	45	30	6	1
33. Mayo Co.																				
198 BALLINA, . . .	218	151	12	3	2	2	1	20	6	3	5	5	8	6	11	19	36	31	3	1
199 BALLINROBE, . . .	211	144	12	3	2	.	1	18	4	.	4	.	10	7	7	17	28	39	9	1
200 BELMULLET, . . .	177	65	6	2	.	.	1	9	4	4	1	3	1	4	3	6	11	8	4	1
201 CASTLEBAR, . . .	312	161	12	2	1	1	3	19	2	2	4	2	18	11	11	22	31	30	10	2
202 CLAREMORRIS, . . .	250	158	11	1	3	.	1	16	3	1	2	2	11	7	9	21	26	47	7	3
203 KILLALA, . . .	89	35	2	2	.	.	.	4	.	1	1	2	3	1	1	2	4	11	4	1
204 SWINEFORD, . . .	579	306	28	12	4	4	5	53	5	2	10	11	18	16	20	42	51	56	17	2
205 WESTPORT, . . .	436	211	12	4	5	1	4	26	5	5	12	3	11	18	9	20	33	47	15	7
34. Roscommon Co.																				
206 ATHLONE, part of, . . .	77	56	6	1	.	1	.	8	1	1	2	2	.	3	6	13	10	9	1	.
207 BALLINASLOE, part of, . . .	31	16	1	1	.	.	.	2	.	.	1	.	1	1	2	2	3	3	1	.
208 BOYLE, part of, . . .	161	134	12	3	.	.	.	15	5	1	6	4	13	8	9	18	31	17	6	1
209 CARRICK-ON-SHANNON, pt. of	52	27	2	2	1	.	1	.	2	3	3	5	2	6	2	.
210 CASTLEREAGH, . . .	325	196	16	7	5	3	2	33	3	2	3	4	10	7	16	26	50	31	10	1
211 ROSCOMMON, . . .	106	115	15	4	1	1	.	21	1	1	2	5	6	11	10	13	19	17	8	1
212 STROKESTOWN, . . .	123	116	6	2	2	.	1	11	2	.	1	6	6	7	16	15	18	26	6	2
35. Sligo Co.																				
213 BOYLE, part of, . . .	133	88	11	2	.	.	1	14	.	.	2	3	6	6	6	11	15	16	8	1
214 DROMORE, WEST, . . .	137	77	3	1	1	.	1	6	3	3	1	3	8	6	5	3	11	16	9	.
215 SLIGO, . . .	362	323	21	6	3	5	2	37	4	3	14	8	29	20	28	37	50	59	29	5
216 TOBERCURRY, . . .	182	126	7	2	1	.	3	13	2	2	1	1	9	6	7	16	25	25	16	3

IRELAND.—DEATHS at different AGES registered in the year 1907—in the SUPERINTENDENT REGISTRARS' DISTRICTS.—MALES.

Number or Numbers of Union in preceding Abstract.	SUPERINTENDENT REGISTRARS' DISTRICTS.	MALES.																			
		TOTAL BIRTHS.	TOTAL DEATHS.	AGES AT DEATH.																	
				Under 1 year.	1	2	3	4	Under 5 years.	5—	10—	15—	20—	25—	35—	45—	55—	65—	75—	85—	85 and upwards.
43	Abbeyleix, . . .	143	147	13	1	2	2	.	18	2	1	.	3	8	5	13	19	35	29	10	4
123	Antrim, . . .	351	244	29	10	3	1	.	43	6	8	7	5	17	18	15	37	34	37	17	.
32, 35	Ardee, . . .	133	122	14	14	4	.	.	1	6	5	9	23	31	20	8	1
131	Armagh, . . .	507	473	46	14	9	5	3	77	3	2	12	15	21	37	26	54	105	85	29	7
48, 206	Athlone, . . .	274	187	24	2	1	1	1	29	2	3	4	11	13	6	12	23	35	31	15	3
11, 41	Athy, . . .	245	207	27	.	3	1	3	34	4	2	5	1	9	11	16	24	41	43	15	2
137	Bailieborough, . . .	159	145	10	3	1	.	.	14	2	3	4	6	11	7	8	22	25	32	9	2
198	Ballina, . . .	214	157	14	6	5	3	1	29	11	2	4	6	5	4	8	19	21	35	12	1
183, 207	Ballinasloe, . . .	178	166	9	6	2	1	3	21	2	.	4	4	12	15	10	21	30	39	7	1
199	Ballinrobe, . . .	213	143	14	2	2	1	.	19	5	4	3	4	11	4	8	12	21	37	12	3
124	Ballycastle, . . .	134	131	7	5	1	.	1	14	.	1	2	5	13	5	11	15	22	32	11	.
29, 49	Ballymahon, . . .	120	112	13	1	2	.	.	16	1	1	1	3	5	7	4	10	28	23	10	3
125	Ballymena, . . .	563	416	50	8	4	5	.	67	5	8	11	14	20	15	28	41	85	77	40	5
126	Ballymoney, . . .	321	212	24	2	2	2	3	33	2	1	3	4	11	10	8	42	43	43	11	1
144, 162, 193	Ballyshannon, . . .	194	167	7	5	2	3	.	17	5	2	3	4	11	10	14	19	37	28	16	1
63	Ballyvaghan, . . .	48	28	3	3	.	.	4	2	.	3	1	3	2	8	2	.
4	Balrothery, . . .	174	179	16	3	1	.	4	24	5	1	6	6	17	19	14	25	37	21	3	1
1, 12, 58	Baltinglass, . . .	155	135	13	3	1	.	1	18	.	2	1	5	8	10	7	18	30	24	12	.
132, 151	Banbridge, . . .	465	373	34	8	5	2	2	51	13	6	9	14	20	22	22	53	76	56	26	5
72	Bandon, . . .	203	138	16	1	4	1	.	22	.	.	4	5	5	12	11	16	25	25	11	2
73	Bantry, . . .	173	85	11	3	2	.	.	16	1	2	5	5	10	3	4	6	13	14	7	1
138, 191	Bawnboy, . . .	161	120	4	4	.	1	.	9	1	1	3	3	9	6	8	17	26	20	13	4
127, 136, 155	Belfast, . . .	6,022	3,862	842	262	157	72	65	1,378	127	89	119	120	316	348	358	450	387	145	24	1
200	Belmullet . . .	171	78	16	.	2	.	.	18	2	1	1	4	7	4	3	8	10	13	4	3
24, 104	Birr, . . .	243	182	20	5	1	2	1	29	4	.	6	7	7	13	15	27	41	17	14	2
105	Borrisokane, . . .	88	52	6	1	.	.	.	7	.	2	.	1	2	1	3	6	8	15	7	.
208, 213	Boyle, . . .	302	208	19	6	.	.	.	25	2	5	1	4	18	11	7	27	45	46	16	1
90	Cahersiveen, . . .	256	127	19	4	1	3	1	28	2	.	2	5	15	5	4	12	16	29	6	3
16, 109	Callan, . . .	138	130	23	2	1	1	.	27	.	.	2	4	6	8	6	16	25	27	8	1
2, 45	Carlow, . . .	338	294	31	3	3	1	1	39	7	2	6	8	16	22	22	43	59	54	11	5
171	Carrickmacross, . . .	197	159	19	2	4	.	1	26	1	4	2	4	6	4	13	16	28	33	21	1
195, 209	Carrick-on-Shannon, . . .	186	107	11	2	.	.	1	14	1	.	1	8	9	3	5	9	27	19	11	.
17, 110, 116	Carrick-on-Suir, . . .	191	174	26	4	1	3	.	34	3	.	1	8	10	10	9	18	41	28	10	2
111	Cashel, . . .	210	173	26	3	2	1	.	32	4	5	3	4	11	8	18	13	33	29	11	2
201	Castlebar, . . .	306	176	13	4	3	2	2	24	6	1	8	5	16	9	7	11	39	38	8	4
133, 172	Castleblayney, . . .	281	250	26	8	2	.	1	37	4	1	2	5	15	8	17	45	53	44	17	2
18	Castlecomer, . . .	113	97	11	1	1	.	.	13	.	2	2	5	5	4	6	15	17	23	5	.
176	Castledearg, . . .	112	99	7	2	1	1	.	11	1	.	.	1	6	4	7	8	22	28	9	2
210	Castlereagh, . . .	297	204	15	3	1	1	3	23	1	4	7	9	10	11	12	22	47	41	12	5
74	Castletown, . . .	139	58	5	1	.	1	1	8	3	1	.	1	3	4	1	9	14	11	3	.
139	Cavan, . . .	335	332	29	9	2	4	.	41	6	2	11	8	16	18	17	39	75	58	31	7
5, 13	Celbridge, . . .	136	116	8	2	.	.	2	12	2	1	1	9	12	6	13	14	22	14	10	.
202	Claremorris, . . .	294	188	24	.	2	1	.	27	3	1	6	7	7	5	9	24	40	42	16	1
184	Clifden, . . .	190	125	21	2	3	.	2	28	3	4	6	4	8	3	6	13	18	17	12	3
112	Clogheen, . . .	176	119	17	2	2	1	.	22	1	.	2	4	10	6	12	21	21	13	6	1

IRELAND.—DEATHS at different AGES registered in the year 1907—in the SUPERINTENDENT REGISTRARS' DISTRICTS.—FEMALES.

Number or Numbers of Union in preceding Abstract.	SUPERINTENDENT REGISTRARS' DISTRICTS.	FEMALES.																			
		TOTAL BIRTHS.	TOTAL DEATHS.	AGES AT DEATH.																95 and upwards.	
				Under 1 year.	1	2	3	4	Under 5 years.	5—	10—	15—	20—	25—	35—	45—	55—	65—	75—		85—
43	Abbeyleix, . . .	160	138	13	3	.	.	.	16	2	.	3	1	8	3	5	20	35	23	18	4
123	Antrim, . . .	344	271	26	5	1	.	4	36	5	5	14	14	25	18	15	25	57	36	20	1
32, 35	Ardee, . . .	139	126	6	1	2	1	.	10	.	3	2	.	8	9	6	24	29	31	2	2
131	Armagh, . . .	502	463	37	5	5	5	2	54	7	10	11	14	35	28	42	67	93	77	22	3
48, 206	Athlone, . . .	228	163	17	2	3	2	.	24	3	5	5	9	7	7	12	26	30	29	5	1
11, 44	Athy, . . .	230	176	16	3	1	2	1	23	3	3	4	7	10	6	21	22	39	26	10	2
137	Bailieborough, . . .	123	116	5	.	2	1	.	8	1	2	3	1	6	6	8	19	33	22	5	2
198	Ballina, . . .	218	151	12	3	2	2	1	20	6	3	5	5	8	6	11	19	36	31	3	1
183, 207	Ballinasloe, . . .	166	162	15	5	1	.	3	24	1	3	7	5	13	14	13	18	28	27	8	1
199	Ballinrobe, . . .	211	141	12	3	2	.	1	18	4	.	1	.	10	7	7	17	28	39	9	1
124	Ballycastle, . . .	123	94	4	1	.	.	.	5	5	.	.	3	6	7	4	11	16	23	12	2
29, 49	Ballymahon, . . .	109	121	10	.	.	2	1	13	2	1	1	2	3	6	11	11	22	34	14	1
125	Ballymena, . . .	555	485	34	8	5	5	3	55	8	14	17	12	27	30	34	62	100	92	30	4
126	Ballymoney, . . .	289	269	19	4	5	2	.	30	5	5	9	7	12	14	23	31	60	55	16	2
144, 162, 193	Ballyshannon, . . .	203	198	13	2	.	.	2	17	1	1	5	5	11	10	12	27	54	39	13	3
63	Ballyvaghan, . . .	32	23	2	1	.	.	.	3	.	1	1	.	2	1	1	1	7	4	1	1
4	Balrothery, . . .	161	142	9	2	1	2	1	15	1	3	8	4	12	10	16	23	24	18	7	1
1, 12, 58	Baltinglass, . . .	146	133	5	4	2	1	.	12	.	2	6	1	10	5	7	24	28	26	9	3
132, 151	Banbridge, . . .	439	435	35	3	2	2	5	47	6	14	11	21	33	23	36	74	97	53	15	5
72	Bandon, . . .	156	108	11	4	2	.	.	17	1	1	3	1	6	10	7	18	21	13	9	1
73	Bantry, . . .	136	75	14	2	.	.	1	17	1	1	2	2	1	7	2	8	10	14	7	3
138, 194	Bawnboy, . . .	155	96	6	4	1	.	1	12	2	1	4	6	5	5	10	12	18	17	4	.
127, 136, 155	Belfast, . . .	5,756	4,212	716	283	113	70	63	1,245	140	98	151	192	341	336	404	577	480	195	50	3
200	Belmullet, . . .	177	65	6	2	.	.	1	9	4	4	4	3	4	4	3	6	11	8	4	1
21, 101	Birr, . . .	219	169	10	3	1	2	1	17	2	3	2	7	7	5	17	30	39	29	9	2
105	Borrisokane, . . .	66	51	5	5	.	1	1	2	2	3	3	4	9	11	8	2
208, 213	Boyle, . . .	294	222	23	5	.	.	1	29	5	1	8	7	19	14	15	29	46	33	14	2
90	Cahersiveen, . . .	240	116	6	3	4	1	1	15	1	6	4	6	10	6	5	14	14	22	10	3
16, 109	Callan, . . .	156	108	8	3	1	3	1	16	.	1	1	1	8	1	9	22	28	14	7	.
2, 45	Carlow, . . .	331	251	26	4	.	1	3	34	5	5	10	10	16	14	16	36	51	39	12	3
171	Carrickmacross, . . .	181	152	11	3	5	1	2	22	6	1	2	6	11	4	13	24	26	25	8	4
195, 209	Carrick-on-Shannon, . . .	166	102	3	2	2	1	.	8	3	2	2	2	7	9	9	14	22	16	8	.
17, 110, 116	Carrick-on-Suir, . . .	180	147	8	5	1	1	1	16	3	3	3	5	6	5	13	33	27	18	10	5
111	Cashel, . . .	208	159	15	2	1	.	2	20	1	.	4	3	6	8	5	21	41	37	10	3
201	Castlebar, . . .	312	164	12	2	1	1	3	19	2	2	4	2	18	11	11	22	31	30	10	2
133, 172	Castleblayney, . . .	258	261	17	3	4	1	1	26	6	5	3	5	11	11	16	56	65	38	16	3
18	Castlecomer, . . .	91	89	8	1	2	2	.	13	.	.	3	2	8	6	8	19	12	13	5	.
176	Castledearg, . . .	120	89	6	3	1	1	2	13	2	3	1	5	8	3	9	7	20	11	6	1
210	Castlereagh, . . .	325	196	16	7	5	3	2	33	3	2	3	4	10	7	16	26	50	31	10	1
74	Castletown, . . .	145	61	3	3	3	.	.	9	3	3	1	1	5	2	2	6	12	14	3	.
139	Cavan, . . .	342	298	20	7	3	2	4	36	12	6	4	13	21	12	17	42	73	58	22	2
5, 13	Celbridge, . . .	142	107	12	.	3	2	.	17	1	2	3	1	3	7	12	22	15	18	5	1
202	Claremorris, . . .	250	158	11	1	3	.	1	16	3	4	2	2	11	7	9	21	26	47	7	3
184	Clifden, . . .	175	125	10	4	3	1	1	19	3	9	8	2	9	4	7	11	20	22	9	2
112	Clogheen, . . .	149	121	10	.	2	1	1	14	1	2	6	3	9	8	5	23	27	20	.	3

IRELAND.—DEATHS at different AGES registered in the year 1907—in the SUPERINTENDENT REGISTRARS' DISTRICTS.—MALES—continued.

Number of Numbers of Union in preceding Abstract.	SUPERINTENDENT REGISTRARS' DISTRICTS.	MALES.																			
		TOTAL BIRTHS	TOTAL DEATHS.	AGES AT DEATH.															85 and upwards.		
				Under 1 year.	1	2	3	4	Under 5 years.	5—	10—	15—	20—	25—	35—	45—	55—	65—		75—	85—
177	Clogher	155	153	14	1	.	4	1	20	5	.	5	1	11	4	12	19	31	31	11	3
75	Clonakilty	177	125	10	.	2	1	.	13	2	3	.	5	7	9	5	10	29	27	12	3
163,173	Clones	173	138	13	5	2	.	1	21	.	3	2	.	4	7	6	17	31	33	12	2
113,117	Clonmel	217	165	28	3	2	.	.	33	1	1	3	7	16	9	16	26	28	16	9	.
167	Coleraine	353	230	30	6	2	2	1	41	3	3	3	8	14	9	6	35	46	41	19	2
178	Cookstown	217	207	22	1	2	1	.	26	4	1	1	6	15	10	14	36	42	33	13	6
140,171	Cootehill	187	195	10	4	2	2	1	19	2	3	2	6	5	8	14	33	45	45	12	1
76	Cork	1,616	1,305	219	48	29	18	13	327	44	26	34	52	147	100	138	170	177	69	18	3
64	Corrofin	40	32	1	1	.	.	.	2	.	.	2	1	3	3	3	3	5	8	.	2
96	Croom	99	86	6	3	.	1	2	12	.	.	2	3	5	3	5	11	25	12	6	2
50	Delvin	67	64	3	.	1	.	.	4	.	.	1	2	1	5	5	11	16	11	4	1
91	Dingle	240	91	21	2	.	.	1	24	3	1	1	5	13	3	7	4	13	14	3	3
145	Donegal	231	162	23	.	4	.	2	29	2	2	2	7	6	7	5	14	27	40	19	2
156	Downpatrick	425	370	39	6	5	1	1	52	11	5	8	13	22	24	36	43	74	59	21	2
33,36	Drogheda	302	221	14	3	1	1	3	22	7	2	5	6	24	15	15	36	53	31	5	.
211	Dromore, West	135	78	6	2	.	.	1	9	2	3	3	7	4	4	2	7	9	17	10	1
6,9	Dublin, North	2,755	2,022	416	143	62	26	25	702	60	27	41	77	171	182	203	247	200	89	20	3
7,10	Dublin, South	2,959	2,582	514	175	62	37	28	816	60	48	65	96	220	233	294	292	292	133	32	1
51	Dundalk	352	313	21	10	7	3	2	46	6	2	14	16	14	23	23	46	68	39	12	4
146	Dunfanaghy	225	130	15	2	5	.	1	23	4	2	3	5	4	3	6	13	28	32	5	2
179	Dungannon	343	311	33	3	3	2	2	43	1	8	11	8	15	14	23	65	68	34	19	2
118	Dungarvan	171	117	13	2	2	1	.	18	4	3	3	8	13	8	9	19	23	34	4	1
77	Dunmanway	161	100	16	1	2	.	.	19	2	2	1	6	7	3	4	9	19	22	6	.
37	Dunshaughlin	79	75	5	.	1	1	1	8	.	2	3	4	7	.	8	14	9	17	3	.
14,25,38	Edenderry	177	127	16	3	1	.	1	21	3	1	4	4	9	8	5	19	19	27	7	.
65	Ennis	195	168	19	7	.	1	1	28	2	4	7	6	12	12	21	17	25	20	11	3
54	Enniscorthy	304	252	36	7	1	3	.	47	3	5	3	14	12	16	20	31	46	42	12	1
111,164	Enniskillen	296	249	15	5	2	1	1	24	2	2	3	13	19	24	13	35	45	48	19	2
66	Ennistimon	178	130	19	3	2	.	2	26	2	1	3	4	3	13	7	12	23	21	12	3
78	Fermoy	266	182	28	5	1	.	1	35	5	1	6	9	10	8	3	27	37	29	8	4
185	Galway	465	307	44	11	9	4	.	68	5	6	13	8	22	13	21	37	52	39	18	5
186	Glennamaddy	162	100	10	.	1	1	.	12	1	.	4	.	9	2	9	7	15	28	13	.
147	Glenties	423	197	24	6	4	1	2	37	2	2	5	5	15	11	7	12	38	36	22	5
55	Gorey	164	145	14	4	1	.	.	19	3	.	.	7	10	9	8	21	26	25	15	2
187	Gort	137	79	9	5	1	.	.	15	1	1	2	4	5	4	2	9	11	16	5	4
30,51,142	Granard	211	239	21	2	1	1	.	25	2	2	6	4	17	7	13	28	52	65	14	4
148	Inishowen	324	215	21	7	1	4	.	33	3	3	7	10	10	8	15	27	37	39	16	7
165,180	Irvinestown	138	115	7	3	1	1	.	12	1	1	.	3	4	2	8	11	15	36	21	1
79	Kanturk	264	183	20	1	2	1	1	25	2	3	3	5	14	9	10	16	41	41	12	2
39	Kells	145	152	17	3	1	1	.	22	4	2	4	2	11	11	10	18	26	31	11	.
92	Kenmare	158	77	8	1	4	1	.	14	1	1	4	1	5	2	2	13	9	14	8	3
157	Kilkeel	206	125	13	1	1	3	1	19	1	1	2	2	10	6	4	15	26	29	8	2
19	Kilkenny	277	227	30	7	5	6	1	49	6	3	5	6	19	11	17	33	38	30	9	1
67	Killadysert	92	62	4	1	.	.	.	5	.	.	4	4	5	3	3	1	18	11	8	.
203	Killala	81	42	4	1	.	.	1	6	.	2	1	1	5	2	3	2	4	9	4	3

IRELAND.—DEATHS at different AGES registered in the year 1907—in the SUPERINTENDENT REGISTRARS' DISTRICTS.—FEMALES—continued.

Number of Numbers of Union in preceding Abstract.	SUPERINTENDENT REGISTRARS' DISTRICTS.	FEMALES.																			
		TOTAL BIRTHS.	TOTAL DEATHS.	AGES AT DEATH.																	
				Under 1 year.	1	2	3	4	Under 5 years.	5—	10—	15—	20—	25—	35—	45—	55—	65—	75—	85—	95 and upwards.
177	Clogher,	140	150	5	1	.	2	1	9	4	4	2	2	5	8	17	25	28	29	15	2
75	Clonakilty,	181	151	10	3	.	1	.	14	2	3	5	11	7	5	7	20	23	31	18	5
163, 173	Clones,	184	113	12	2	1	.	.	15	5	.	2	3	5	7	10	15	22	20	8	1
113, 117	Clonmel,	182	186	15	.	3	1	.	19	2	3	5	3	16	16	22	35	34	23	7	1
167	Coleraine,	351	285	24	3	4	1	4	36	4	4	6	13	15	15	15	37	67	41	23	9
178	Cookstown,	240	223	20	4	2	5	1	32	5	4	6	7	11	4	17	27	50	37	18	2
140, 174	Cootehill,	202	207	5	3	2	2	.	12	5	2	5	3	17	17	16	38	48	33	7	4
76	Cork,	1,549	1,318	166	52	22	15	9	264	32	27	39	58	129	102	130	218	192	91	35	1
64	Corrofin,	44	34	1	2	.	.	.	3	2	3	1	.	3	1	1	1	9	4	6	.
96	Croom,	102	99	11	2	.	.	.	13	.	2	4	4	7	4	5	9	21	23	6	1
50	Delvin,	52	54	3	3	1	1	1	.	4	5	3	7	9	13	5	2
91	Dingle,	230	110	11	6	.	1	1	19	5	4	9	3	11	6	5	12	14	16	6	.
145	Donegal,	218	181	21	3	3	.	1	28	1	2	5	5	15	9	14	20	27	31	22	2
156	Downpatrick,	421	402	30	3	5	1	5	44	16	4	8	11	29	14	28	64	87	72	22	3
33, 36	Drogheda,	231	208	17	1	2	1	1	22	3	5	10	1	14	9	17	39	52	27	7	2
214	Dromore, West,	137	77	3	1	1	.	1	6	3	3	1	3	8	6	5	3	14	16	9	.
6, 9	Dublin, North,	2,614	1,990	357	159	82	31	18	647	46	38	51	61	132	152	206	272	230	118	33	4
7, 10	Dublin, South,	2,905	2,784	436	170	66	43	41	756	92	61	80	91	202	209	265	344	375	214	90	5
34	Dundalk,	365	279	20	8	2	6	.	36	8	8	9	7	25	17	13	48	51	48	9	.
146	Dunfanaghy,	198	125	11	4	1	1	2	19	1	2	1	2	12	7	8	13	23	23	13	1
179	Dungannon,	303	333	19	5	4	.	4	32	2	4	6	5	20	22	42	70	65	42	16	7
118	Dungarvan,	145	123	12	3	1	2	.	18	1	.	2	4	3	5	16	19	23	25	7	.
77	Dunmanway,	126	95	8	2	.	1	.	11	3	.	2	4	4	8	3	12	23	16	8	1
37	Dunshaughlin,	72	49	4	4	2	.	.	2	5	3	5	5	7	13	3	.
14, 25, 38	Edenderry,	151	115	5	3	.	.	1	9	1	2	7	3	5	4	18	16	14	24	10	2
65	Ennis,	226	167	18	7	1	2	.	28	4	5	6	6	13	11	16	20	29	21	6	2
54	Enniscorthy,	320	286	20	6	5	6	.	37	4	4	8	3	25	14	29	52	52	39	18	1
141, 164	Enniskillen,	290	263	22	3	3	2	1	31	5	4	2	16	14	9	21	20	59	59	19	4
66	Ennistimon,	164	108	13	3	3	3	1	23	.	1	3	5	4	5	7	5	19	21	10	5
78	Fermoy,	237	152	11	2	1	1	1	16	2	8	5	2	12	8	12	24	34	20	7	2
185	Galway,	447	288	43	10	9	4	3	69	7	7	6	7	21	16	17	33	56	37	10	2
186	Glennamaddy,	169	107	5	2	1	1	.	9	4	3	4	4	10	1	7	18	26	14	7	.
147	Glenties,	386	220	15	.	1	5	3	24	3	6	6	6	10	4	15	26	37	60	17	6
55	Gorey,	169	143	10	3	.	1	2	16	2	2	1	5	10	7	12	25	31	20	12	.
187	Gort,	112	90	12	2	.	1	.	15	1	1	2	1	.	1	11	14	14	26	3	1
30, 51, 142	Granard,	207	175	11	5	4	.	1	21	1	.	5	.	15	12	14	16	39	42	9	1
148	Inishowen,	336	213	14	3	3	.	2	23	2	1	10	4	18	8	15	31	47	35	18	2
165, 180	Irvinestown,	138	121	6	3	.	.	1	10	2	1	7	1	8	6	10	13	22	29	10	2
79	Kanturk,	300	138	13	3	.	3	2	21	1	7	4	4	8	6	10	18	24	25	6	4
39	Kells,	137	98	9	2	1	1	.	13	1	1	.	2	5	6	4	10	25	18	11	2
92	Kenmare,	132	71	6	1	1	1	.	9	3	1	3	2	4	4	2	8	6	17	12	.
157	Kilkeel,	181	137	14	2	.	2	1	19	2	4	4	4	6	9	12	17	24	27	7	2
19	Kilkenny,	248	222	19	7	2	2	1	31	2	4	5	3	8	11	23	41	52	28	12	2
67	Killadysert,	85	50	5	3	.	1	1	10	.	.	1	1	5	6	1	2	9	10	5	.
203	Killala,	89	35	2	2	.	.	.	4	.	1	1	2	3	1	1	2	4	11	4	1

IRELAND.—DEATHS at different AGES registered in the year 1907—in the SUPERINTENDENT REGISTRARS' DISTRICTS.—MALES—continued.

Number or Numbers of Union in preceding Abstract.	SUPERINTENDENT REGISTRARS' DISTRICTS.	MALES.																			
		TOTAL		AGES AT DEATH.																	
		BIRTHS.	DEATHS.	Under 1 year.	1	2	3	4	Under 5 years.	5—	10—	15—	20—	25—	35—	45—	55—	65—	75—	85—	95 and upwards.
93	Killarney, . . .	451	278	23	8	3	1	3	38	.	2	4	7	47	20	20	39	53	33	14	1
119	Kilmacthomas, . . .	58	46	3	3	.	2	.	1	1	5	2	3	16	6	5	2
80,97	Kilmallock, . . .	309	195	28	10	6	1	2	47	4	1	6	6	13	6	16	24	31	26	12	.
68	Kilrush, . . .	286	171	35	8	.	.	3	46	1	.	2	9	5	3	8	11	26	42	14	4
81	Kinsale, . . .	168	137	13	3	.	.	.	16	2	5	8	2	10	8	13	19	24	19	10	1
128	Larne, . . .	434	242	35	5	3	3	.	46	11	2	6	9	10	18	16	27	53	33	11	.
149	Letterkenny, . . .	128	136	11	2	3	.	.	16	.	.	2	6	11	11	12	28	24	17	8	1
168	Limavady, . . .	251	169	18	4	1	.	.	23	4	4	2	2	10	7	11	26	41	30	8	1
69,98	Limerick, . . .	833	574	90	27	9	12	7	145	9	9	17	23	33	54	70	70	66	56	16	6
129,158	Lisburn, . . .	535	533	67	13	9	18	10	117	39	20	26	17	38	34	35	62	72	45	25	3
120	Lismore, . . .	118	93	12	1	.	.	.	13	1	.	4	1	5	6	8	16	19	11	8	1
166	Lisnaskea, . . .	156	139	16	5	2	1	1	25	4	1	2	3	2	8	3	14	21	38	18	.
94,99	Listowel, . . .	411	281	41	10	3	2	4	60	5	2	14	11	27	10	10	27	43	49	20	3
150,169	Londonderry, . . .	782	537	71	12	8	4	5	100	12	5	18	21	49	29	52	94	94	45	16	2
31	Longford, . . .	242	162	16	4	.	2	.	22	2	.	2	5	5	10	11	19	38	29	15	4
188	Loughrea, . . .	193	122	11	1	1	.	1	14	4	.	.	3	11	9	15	13	27	18	7	1
130,134,159	Lurgan, . . .	701	506	89	16	5	6	7	123	17	11	16	6	27	29	41	65	89	63	17	2
82	Macroom, . . .	251	137	11	2	.	1	1	15	3	3	7	3	15	4	5	17	23	27	13	2
170	Magherafelt, . . .	404	351	35	5	3	.	.	43	3	6	10	11	14	11	20	54	76	71	27	5
83	Mallow, . . .	244	180	22	6	1	.	2	31	3	6	4	5	10	17	11	27	40	12	14	.
196	Manorhamilton, . . .	198	165	16	1	1	.	1	19	3	2	5	4	6	2	7	21	26	43	23	4
84	Middleton, . . .	203	167	11	4	1	2	1	19	.	5	6	6	11	8	15	24	41	23	8	1
151	Millford, . . .	236	173	11	2	4	4	.	21	2	2	5	8	7	12	8	30	26	33	15	4
85	Millstreet, . . .	122	70	4	1	1	1	.	7	1	2	.	1	6	5	1	6	17	13	8	3
86,100	Mitchelstown, . . .	157	130	13	3	3	1	.	20	5	2	5	5	8	9	8	11	31	17	8	1
197	Mohill, . . .	206	147	7	4	.	2	2	15	2	3	2	3	9	8	15	19	36	25	9	1
175	Monaghan, . . .	270	281	16	6	4	1	1	28	4	2	7	5	17	12	20	52	63	49	19	3
189	Mount Bellew, . . .	114	104	6	3	1	1	1	12	3	.	3	5	8	2	4	7	22	34	4	.
26,46	Mountmellick, . . .	292	236	20	5	2	2	2	31	4	1	6	8	22	10	19	43	48	28	13	3
52	Mullingar, . . .	279	264	22	6	.	1	1	30	6	2	6	10	24	15	20	27	53	51	12	5
15,59	Naas, . . .	445	288	36	10	2	1	.	49	8	4	7	10	29	31	29	30	38	45	8	.
40	Navan, . . .	143	151	24	1	5	.	.	50	2	.	6	4	13	8	10	21	26	26	5	.
106	Nenagh, . . .	228	165	21	5	3	1	.	30	3	1	8	5	10	6	7	27	34	27	6	1
101	Newcastle, . . .	301	166	29	5	1	1	1	37	4	1	6	4	8	12	6	14	27	32	13	2
3,20,56	New Ross, . . .	309	258	25	7	5	6	4	47	5	2	8	3	18	11	22	37	48	42	15	.
135,160	Newry, . . .	546	448	44	9	6	3	2	64	9	9	10	22	30	21	33	82	86	56	23	3
161	Newtownards, . . .	544	330	55	9	2	3	4	73	13	4	8	15	21	23	28	32	60	37	15	1
41,113	Oldcastle, . . .	150	135	18	1	2	.	.	21	3	1	1	3	12	7	7	16	34	16	10	4
181	Omagh, . . .	386	405	28	8	2	2	1	41	5	5	10	13	28	23	21	52	88	87	24	8
190	Oughterard, . . .	227	91	7	1	1	1	.	10	2	3	5	3	7	7	4	9	15	21	4	1
191	Portumna, . . .	95	64	6	.	.	.	1	7	2	.	1	2	3	5	5	5	17	11	6	.
8,60	Rathdown, . . .	571	434	61	22	16	7	5	111	9	8	11	9	27	34	44	55	73	41	10	2
61	Rathdrum, . . .	325	217	22	8	2	7	1	40	4	.	4	7	16	19	20	41	33	23	7	3
102	Rathkeale, . . .	143	123	15	1	1	.	2	19	2	2	5	4	3	3	11	11	31	20	11	1
211	Roscommon, . . .	161	108	11	4	2	.	.	17	1	.	.	4	4	1	3	20	24	22	11	1

IRELAND.—DEATHS at different AGES registered in the year 1907—in the SUPERINTENDENT REGISTRARS' DISTRICTS.—FEMALES—continued.

Number of Numbers of Union in preceding Abstract.	SUPERINTENDENT REGISTRARS' DISTRICTS.	FEMALES.																			
		TOTAL BIRTHS.	TOTAL DEATHS.	AGES AT DEATH.																86 and upwards.	
				Under 1 year.	1	2	3	4	Under 5 years.	5—	10—	15—	20—	25—	35—	45—	55—	65—	75—		85—
93	Killarney, . . .	374	232	23	11	4	4	1	43	1	5	4	9	22	20	16	27	40	32	13	.
119	Kilmacthomas, . . .	69	52	5	1	.	.	.	6	.	1	2	3	1	5	1	5	7	14	4	3
80, 97	Kilmallock, . . .	281	193	30	5	4	.	1	40	6	2	5	6	11	8	12	26	41	24	7	5
68	Kilrush, . . .	265	226	21	8	4	4	5	42	3	5	8	5	11	10	8	14	39	54	21	6
81	Kinsale, . . .	112	115	9	3	1	.	.	13	.	4	9	3	3	7	9	22	19	20	5	1
128	Larne, . . .	419	277	36	9	5	2	3	55	6	6	3	14	21	18	13	29	48	42	21	1
119	Letterkenny, . . .	137	126	9	3	1	1	1	15	1	3	6	2	11	8	9	24	15	22	10	.
168	Limavady, . . .	202	169	13	2	1	2	.	18	4	5	6	7	7	7	8	28	30	31	18	.
69, 98	Limerick, . . .	834	619	102	55	11	6	9	163	10	12	21	21	43	43	54	101	87	60	26	8
129, 158	Lisburn, . . .	512	496	54	12	10	10	12	98	27	22	25	21	35	34	39	48	71	54	19	3
120	Lismore, . . .	115	86	13	2	.	.	1	16	.	4	3	4	5	2	8	7	20	11	4	2
166	Lisnaskea, . . .	171	139	9	5	4	1	1	20	.	.	5	.	9	9	9	20	24	26	16	1
91, 99	Listowel, . . .	405	291	30	8	3	3	5	49	8	6	12	9	14	12	21	27	47	63	16	7
150, 169	Londonderry, . . .	805	582	61	21	8	10	4	104	16	16	22	26	61	47	56	92	75	54	12	1
31	Longford, . . .	201	142	11	3	1	1	1	17	1	2	4	4	6	6	9	22	32	25	13	1
188	Loughrea, . . .	171	105	6	8	1	2	.	17	1	1	2	5	7	2	8	3	27	19	8	5
130, 134, 159	Lurgan, . . .	653	510	65	14	7	4	4	94	16	15	17	25	43	33	40	84	86	39	17	1
82	Macroom, . . .	236	138	10	2	1	1	1	15	2	2	9	6	7	7	8	11	28	18	16	6
170	Magherafelt, . . .	352	343	31	4	1	.	1	37	6	3	8	10	21	15	29	38	69	73	26	5
83	Mallow, . . .	261	159	26	3	1	2	1	33	1	2	6	4	12	11	8	19	29	24	7	3
196	Manorhamilton, . . .	229	158	9	4	1	2	1	17	7	3	3	7	10	7	15	23	21	28	15	2
84	Middleton, . . .	180	135	8	3	2	.	.	13	2	4	4	7	12	5	7	26	25	24	6	.
151	Millford, . . .	250	161	14	2	2	.	1	19	2	2	4	6	8	13	7	28	28	29	13	2
85	Millstreet, . . .	110	67	3	2	1	.	.	6	3	4	5	2	5	2	1	4	12	13	5	5
86, 100	Mitchelstown, . . .	149	116	13	5	2	.	1	21	7	2	2	2	7	8	12	8	26	15	6	.
197	Mohill, . . .	174	147	7	.	.	1	2	10	2	1	2	2	8	7	14	19	45	30	6	1
175	Monaghan, . . .	246	261	17	9	1	2	1	30	2	4	8	7	16	8	31	49	63	36	6	1
189	Mount Bellew, . . .	145	95	9	2	1	1	1	11	1	2	4	4	6	4	7	12	18	15	7	1
26, 46	Mountmellick, . . .	262	228	16	5	.	.	4	25	3	2	10	9	21	11	20	29	41	38	13	3
52	Mullingar, . . .	269	227	26	3	3	1	2	35	3	2	7	4	19	13	20	25	48	36	13	2
15, 59	Naas, . . .	401	259	29	4	2	7	.	42	4	8	9	6	18	13	26	34	45	38	15	1
40	Navan, . . .	142	125	11	1	1	.	.	13	.	3	6	1	9	8	10	21	29	17	4	1
106	Nenagh, . . .	211	164	11	4	1	1	1	18	3	3	11	5	16	9	8	18	29	31	12	1
101	Newcastle, . . .	253	165	22	6	.	4	.	32	3	5	5	8	9	5	8	20	24	32	9	5
3, 20, 56	New Ross, . . .	273	283	18	6	2	3	4	33	9	6	7	11	23	10	21	38	61	41	23	.
135, 160	Newry, . . .	553	483	23	9	6	.	1	39	12	5	17	17	39	27	42	81	99	70	31	4
161	Newtownards, . . .	553	409	32	10	7	8	5	62	8	10	16	20	28	26	37	48	67	65	20	2
41, 143	Oldcastle, . . .	138	119	10	.	.	.	1	11	2	3	3	5	6	6	11	20	21	20	7	4
181	Omagh, . . .	325	321	20	6	1	.	.	27	3	5	7	19	23	19	23	52	76	36	23	8
190	Oughterard, . . .	170	96	5	1	.	.	.	6	1	5	2	3	3	6	4	9	24	23	7	3
191	Portumna, . . .	91	45	5	.	1	.	.	6	.	1	2	2	2	3	3	9	4	9	4	.
8, 60	Rathdown, . . .	509	540	55	20	12	9	3	99	12	12	10	16	31	26	49	77	104	78	23	3
61	Rathdrum, . . .	298	241	15	3	2	1	2	23	8	5	8	6	14	15	15	43	51	40	9	4
102	Rathkeale, . . .	133	117	14	3	2	.	.	19	.	4	2	.	16	5	4	12	17	27	9	2
211	Roscommon, . . .	106	115	15	4	1	1	.	21	1	1	2	5	6	11	10	13	19	17	8	1

IRELAND.—DEATHS at different AGES registered in the year 1907—in the SUPERINTENDENT REGISTRARS' DISTRICTS.—MALES—continued.

Number or Numbers of Union in preceding Abstract.	SUPERINTENDENT REGISTRARS' DISTRICTS.	MALES.																			
		TOTAL BIRTHS.	TOTAL DEATHS.	AGES AT DEATH.																	
				Under 1 year.	1	2	3	4	Under 5 years.	5—	10—	15—	20—	25—	35—	45—	55—	65—	75—	85—	85 and upwards.
27, 47, 107	Roscrea, . . .	166	122	11	4	.	1	1	17	.	2	2	2	14	5	12	9	27	23	8	1
70	Scarriff, . . .	110	68	10	1	1	.	.	12	2	1	.	2	6	2	5	10	14	9	4	1
62	Shillelagh, . . .	87	75	10	10	.	1	1	.	4	1	3	14	11	24	5	1
87	Skibbereen, . . .	259	179	26	.	2	2	.	30	.	4	4	8	11	7	13	13	34	34	18	3
88	Skull, . . .	74	69	11	.	.	1	.	12	1	1	1	4	3	2	3	3	15	16	5	3
215	Sligo, . . .	415	348	40	6	1	1	1	49	6	2	11	15	30	25	15	38	74	59	23	1
152, 182	Strabane, . . .	456	273	25	6	5	1	.	37	7	5	5	9	18	17	25	43	45	41	15	6
153	Stranorlar, . . .	117	131	7	2	3	1	.	13	4	.	.	1	10	7	10	25	25	25	9	2
212	Strokestown, . . .	128	129	12	2	1	.	1	16	4	.	2	5	12	4	9	13	27	17	16	4
204	Swineford, . . .	580	308	39	12	8	2	3	64	6	5	10	9	21	6	20	35	61	46	20	5
21	Thomastown, . . .	133	118	13	1	3	2	1	20	.	3	4	9	6	10	10	6	23	19	6	2
108	Thurles, . . .	268	199	30	1	3	2	1	37	3	1	3	10	15	19	17	20	29	36	8	1
103, 114	Tipperary, . . .	325	262	40	9	7	2	1	59	7	3	4	9	22	9	12	32	55	36	12	2
216	Tobercurry, . . .	220	134	10	4	1	1	3	19	.	5	2	3	10	4	12	14	25	26	11	3
95	Tralee, . . .	534	254	29	7	2	4	1	43	1	4	11	11	25	17	19	22	36	41	19	5
42	Trim, . . .	133	152	17	2	1	1	2	23	2	2	2	2	5	5	17	25	25	29	12	3
192	Tuam, . . .	347	185	17	4	2	1	.	24	2	.	8	2	10	9	13	18	40	36	18	5
71	Tulla, . . .	83	63	3	2	1	2	1	9	.	1	2	2	7	3	3	6	10	11	8	1
28, 53	Tullamore, . . .	239	182	14	4	1	.	2	21	3	3	2	3	11	8	13	29	46	30	12	1
22, 115	Urlingford, . . .	107	72	10	5	1	.	.	16	1	1	1	1	3	4	3	3	15	20	4	.
23, 121	Waterford, . . .	576	467	73	20	3	3	7	106	9	8	13	21	35	43	40	75	63	43	9	2
205	Westport, . . .	440	232	27	6	3	3	3	42	5	3	6	6	23	12	15	17	42	34	20	7
57	Wexford, . . .	389	272	38	2	2	3	1	46	5	4	9	8	18	18	24	38	45	47	10	.
89, 122	Youghal, . . .	128	140	13	1	.	1	.	15	2	2	4	5	11	8	15	26	27	17	7	1

IRELAND.—DEATHS at different AGES registered in the year 1907—in the SUPERINTENDENT REGISTRARS' DISTRICTS.—FEMALES—continued.

Number or Numbers of Union in preceding Abstract.	SUPERINTENDENT REGISTRARS' DISTRICTS.	FEMALES.																			
		TOTAL BIRTHS.	TOTAL DEATHS.	AGES AT DEATH.																85 and upwards.	
				Under 1 year.	1	2	3	4	Under 5 years.	5—	10—	15—	20—	25—	35—	45—	55—	65—	75—		85—
27, 47, 107	Roscrea, . . .	163	105	6	3	.	.	.	9	3	2	3	3	5	3	10	14	21	17	14	1
70	Scarriff, . . .	114	77	5	.	.	1	.	6	9	3	1	2	5	3	6	8	16	12	6	.
62	Shillelagh, . . .	85	62	4	1	.	.	.	5	.	4	.	.	5	1	5	5	17	16	4	.
87	Skibbereen, . . .	235	158	15	5	3	1	2	26	3	4	1	4	9	10	9	16	31	29	13	3
88	Skull, . . .	95	69	6	1	.	.	.	7	.	2	4	5	8	4	2	6	14	7	6	4
215	Sligo, . . .	362	323	21	6	3	5	2	37	4	3	14	8	29	20	28	37	50	59	29	5
152, 182	Strabane, . . .	398	300	17	8	7	2	2	36	3	7	12	9	23	21	16	51	50	46	24	2
153	Stranorlar, . . .	133	122	5	.	2	1	.	8	1	2	3	3	13	7	10	21	24	20	8	2
212	Strokestown, . . .	123	116	6	2	2	.	1	11	2	.	1	6	6	7	16	15	18	26	6	2
204	Swineford, . . .	579	306	28	12	4	4	5	53	5	2	10	11	18	16	20	42	54	56	17	2
21	Thomastown, . . .	125	112	8	1	1	.	2	12	.	2	3	2	6	4	9	20	29	19	5	1
108	Thurles, . . .	215	176	14	4	3	1	3	25	2	4	6	2	10	7	12	30	32	31	11	4
103, 114	Tipperary, . . .	355	245	30	7	7	3	.	47	6	6	6	5	13	10	21	36	44	37	10	4
216	Tobercurry, . . .	182	126	7	2	1	.	3	13	2	2	1	1	9	6	7	16	25	25	16	3
95	Tralee, . . .	461	260	31	6	5	3	3	48	5	4	8	6	24	23	11	27	37	47	15	5
42	Trim, . . .	145	108	6	3	2	1	.	12	5	.	3	5	4	9	4	14	30	14	6	2
192	Tuam, . . .	277	193	11	1	1	.	.	13	5	2	7	9	18	13	6	23	34	45	16	2
71	Tulla, . . .	85	61	3	.	1	.	.	4	1	1	3	1	2	.	4	6	13	16	6	4
28, 53	Tullamore, . . .	214	171	16	4	.	.	.	20	2	6	6	9	9	11	10	15	34	34	15	.
22, 115	Urlingford, . . .	99	69	10	10	2	3	2	.	3	3	2	11	13	16	3	1
23, 121	Waterford, . . .	551	507	52	15	4	5	4	80	14	20	20	20	48	24	49	70	86	57	17	2
205	Westport, . . .	436	211	12	4	5	1	4	26	5	5	12	3	11	18	9	20	33	47	15	7
57	Wexford, . . .	373	303	26	3	6	3	2	40	6	9	8	7	14	15	16	47	64	66	8	3
89, 122	Youghal, . . .	128	139	11	1	.	1	1	14	2	4	4	6	9	8	15	22	28	18	9	.

IRELAND.—CAUSES of DEATH at different Periods of Life in the Year 1907.—MALES.

NOTE.—The names of causes of death printed in italics in this and the following tables of deaths by diseases should be avoided, when possible, in Medical Certificates.

CAUSES OF DEATH.	MALES.																						
	ALL AGES.	AGES AT DEATH.																					
		0-3 Months.	3-6 Months.	6-12 Months.	Total under 1 year.	1	2	3	4	Total under 5 years.	5	10	15	20	25	35	45	55	65	75	85	95 and upwards.	
TOTAL DEATHS (All Causes).	38,618	3,083	890	1,263	5,236	1,288	631	385	306	7,846	825	564	977	1,281	2,767	2,454	2,961	4,837	6,541	5,283	1,940	342	
A.—GENERAL DISEASES,	14,456	946	370	653	1,969	759	369	231	190	3,518	498	381	731	974	1,953	1,436	1,303	1,537	1,347	645	123	10	
B.—DISEASES OF SPECIAL ORGANS.																							
I. Diseases of Nervous System.	2,249	466	139	148	753	132	52	38	24	999	92	51	47	53	131	149	139	206	266	100	15	1	
II. „ Organs of Special Sense.	47	1	1	5	7	4	1	1	.	13	5	3	4	2	6	3	3	6	1	1	.	.	
III. „ Heart.	4,410	1	1	2	4	2	.	2	.	8	22	24	63	64	193	252	445	936	1,400	819	168	16	
IV. „ Blood Vessels.	1,447	.	1	1	2	2	2	2	5	5	39	61	147	358	456	291	69	10	
V. „ Respiratory System.	4,434	236	149	247	632	218	97	38	41	1,026	64	23	22	36	86	131	320	809	1,135	616	161	5	
VI. „ Digestive System.	1,983	179	104	105	388	79	41	21	16	545	55	29	25	38	107	149	218	320	333	142	20	2	
VII. „ Lymphatic and Ductless Glands.	53	.	1	.	1	2	.	.	2	5	4	2	3	3	9	6	8	7	2	4	.	.	
VIII. „ Urinary System.	1,294	1	4	.	5	8	4	6	8	31	12	8	11	27	73	93	166	274	351	204	40	4	
IX. „ Generative System.	8	1	.	.	1	1	1	.	.	2	4	.	.	.	
X. „ Pregnancy and Childbirth.	
XI. „ Locomotor System.	79	1	1	.	2	.	1	.	1	4	9	6	6	3	6	8	8	12	10	7	.	.	
XII. „ The Skin.	60	9	9	5	23	2	.	.	.	25	1	.	.	.	1	.	3	8	14	6	2	.	
C.—OTHER SPECIFIED DISEASES.	
D.—CAUSES ILL-DEFINED OR NOT SPECIFIED.	6,860	1,204	102	74	1,380	51	19	10	3	1,466	18	3	7	6	14	20	28	199	1,088	2,392	1,328	291	
E.—VIOLENT DEATHS.	1,238	38	8	23	69	28	47	38	21	203	43	32	53	70	148	146	173	163	134	56	14	3	
Small-pox— Vaccinated.	1	1
Not Vaccinated.
Doubtful.
Cow-pox and other effects of Vaccination.
Chicken-pox.	1	.	.	1	1	1
Measles (Morbilli).	303	4	13	65	82	117	48	15	10	272	21	3	2	2	1	
Epidemic Rose Rash.	1	.	1	.	1	1
Scarlet Fever.	50	1	1	6	8	8	4	8	4	32	13	.	2	1	2	
Typhus.	30	3	2	2	1	8	4	3	4	3	.	.	.	
Plague.
Relapsing Fever.
Influenza.	774	14	8	11	33	16	8	7	7	71	7	6	14	17	48	50	61	146	188	130	33	3	
Whooping-cough.	378	43	57	81	181	83	51	26	15	359	19	
Mumps.	4	1	2	.	3	1	
Diphtheria.	140	.	2	6	8	32	16	15	12	83	36	12	3	.	1	3	1	1	
Cerebro-spinal Fever.	358	6	13	30	49	24	27	30	25	155	80	34	28	20	28	12	1	
<i>Pyrexia†</i> (origin uncertain).	12	.	1	.	1	2	.	.	.	3	1	.	.	.	1	2	2	.	2	1	.	.	
Enteric Fever.	205	1	.	1	2	11	19	30	28	62	23	19	10	1	.	.	.	
Asiatic Cholera.	
Food, Ptomaine-poisoning.	3	1	1	.	.	.	1	
Diarrhoea due to Food.‡	6	.	3	1	4	1	1	.	.	6	
Infective Enteritis, Epidemic Diarrhoea.	154	45	32	41	118	25	1	2	1	147	1	3	3	.	.	.	
<i>Diarrhoea</i> (not otherwise defined).	388	93	58	60	211	32	11	4	1	259	2	4	1	1	4	9	11	30	29	26	11	1	
Dysentery.	15	.	.	2	2	1	.	.	.	3	2	.	1	2	6	1	.	.	
Tetanus.	19	7	.	.	7	.	2	.	1	10	1	1	.	1	1	2	2	.	1	.	.	.	
Malaria.	3	1	.	1	.	1	.	.	.	
Rabies, Hydrophobia.	
Glanders.	
Anthrax (Splenio Fever).	2	2	.	.	

* The grouping in this Summary is for convenience of tabling merely: it must not be regarded as a classification.
 † Formerly described as "Simple Continued Fever."
 ‡ As returned.

IRELAND.—CAUSES of DEATH at different Periods of Life in the Year 1907.—FEMALES.

CAUSES OF DEATH.	FEMALES.																					
	ALL AGES.	AGES AT DEATH.																				
		0-3 Months.	3-6 Months.	6-12 Months.	Total under 1 year.	1	2	3	4	Total under 5 years.	5-	10-	15-	20-	25-	35-	45-	55-	65-	75-	85-	96 and upwards.
TOTAL DEATHS (All Causes).	38,716	2,338	754	1,006	4,098	1,280	607	397	342	6,724	856	803	1,176	1,276	2,723	2,336	3,121	5,328	6,755	5,320	1,940	358
A.*—GENERAL DISEASES,	14,080	737	296	532	1,565	763	385	235	190	3,138	542	570	947	990	1,851	1,312	1,283	1,475	1,282	559	110	21
B.*—DISEASES OF SPECIAL ORGANS.																						
I. Diseases of Nervous System,	1,932	348	107	110	565	137	56	37	32	827	73	49	43	43	114	101	142	198	210	110	22	
II. " Organs of Special Sense,	43	.	.	2	2	3	.	2	2	9	3	6	6	1	6	5	.	5	2	.	.	.
III. " Heart,	4,747	2	1	1	4	2	1	2	.	9	28	47	72	68	186	274	617	1,143	1,409	706	174	14
IV. " Blood Vessels,	1,804	1	.	.	.	1	2	5	9	10	39	79	215	451	575	320	89	9
V. " Respiratory System,	4,813	158	123	191	472	209	83	52	37	853	77	36	19	26	63	131	382	1,128	1,284	682	124	8
VI. " Digestive System,	1,820	149	91	93	333	77	26	18	28	482	55	36	38	48	110	120	199	314	288	103	27	.
VII. " Lymphatic and Ductless Glands,	60	2	.	2	.	2	1	4	8	7	13	17	6	.	.	.
VIII. " Urinary System,	774	2	1	.	3	8	3	3	3	20	16	23	10	24	95	99	122	164	141	53	7	.
IX. " Generative System,	109	1	.	.	1	1	1	.	.	3	.	.	2	6	16	15	22	24	15	4	2	.
X. " Pregnancy and Childbirth,	342	4	29	176	124	9
XI. " Locomotor System,	58	1	1	2	4	8	2	2	1	4	7	8	5	9	9	3	.	.
XII. " The Skin,	56	5	1	.	6	2	1	2	.	11	1	.	.	1	1	.	2	10	17	9	4	.
C.*—OTHER SPECIFIED DISEASES.
D.*—CAUSES ILL-DEFINED OR NOT SPECIFIED.	7,439	877	121	65	1,063	51	18	17	11	1,160	15	7	12	10	19	29	60	327	1,421	2,716	1,359	304
E.*—VIOLENT DEATHS,	639	59	13	12	84	25	32	25	35	201	42	20	12	12	32	32	50	63	96	55	22	2
Small-pox—																						
{ Vaccinated,
{ Not Vaccinated,
{ Doubtful,
Cow-pox and other effects of Vaccination.
Chicken-pox,	2	.	.	2	2	2
Measles (Morbilli),	281	4	8	51	63	105	42	20	14	244	23	.	4	5	4	1
Epidemic Rose Rash,	2	1	1	2
Scarlet Fever,	49	.	2	1	3	6	5	6	4	24	12	7	1	1	4
Typhus,	26	1	3	3	3	1	5	6	3	1	.	.	.
Plague,
Relapsing Fever,
Influenza,	946	17	6	9	32	13	11	4	3	63	23	15	11	10	49	51	86	209	257	138	28	6
Whooping-cough,	431	42	41	87	170	122	59	34	23	408	20	3
Mumps,
Diphtheria,	143	.	.	12	12	18	17	8	19	74	48	10	4	2	3	2
Cerebro-spinal Fever,	273	7	14	15	36	24	27	20	18	125	58	32	20	9	18	8	1	2
Pyæziat† (origin uncertain),	14	1	1	1	1	4	3	.	2	1	2	.	1	.	1	.	.	.
Enteric Fever,	157	1	1	5	7	14	20	26	19	31	21	10	8	.	.	.	1	.
Asiatic Cholera,
Food, Ptomaine-poisoning,	2	2
Diarrhoea due to Food,‡	2	1	.	.	.	1	1	.
Infective Enteritis, Epidemic Diarrhoea,	144	32	34	36	103	18	3	3	.	126	1	1	1	1	2	4	3	3	1	.	1	.
Diarrhoea (not otherwise defined),	346	49	44	50	143	46	8	7	3	207	4	2	3	4	9	6	8	24	44	28	6	1
Dysentery,	12	3	.	.	.	3	1	1	3	1	2	.	.	1
Tetanus,	14	5	.	.	5	5	2	2	.	.	1	.	1	3
Malaria,	1	1
Rabies, Hydrophobia,
Glanders,
Anthrax (Splenic Fever),	1	1

* The grouping in this Summary is for convenience of tabling merely: it must not be regarded as a classification.
 † Formerly described as "Simple Continued Fever."
 ‡ As returned.

IRELAND.—CAUSES of DEATH at different Periods of Life in the Year 1907.—MALES—continued.

CAUSES OF DEATH.	MALES.																						
	ALL AGES.	AGES AT DEATH.																					
		0-3 Months.	3-6 Months.	6-12 Months.	Total under 1 year.	1	2	3	4	Total under 5 years.	5-10	10-15	15-20	20-25	25-35	35-45	45-55	55-65	65-75	75-85	85 and upwards.		
Syphilis,	75	31	11	7	49	4	.	1	.	54	.	.	.	1	4	6	4	2	3	1	.	.	
Gonorrhoea,	6	1	.	3	1	1	
Puerperal Septicæmia, Puerperal Septic Intoxication, Puerperal Pyæmia,	
Phlegmasia Alba Dolens,	
Puerperal Fever (not otherwise defined),	
Infective Endocarditis,	14	1	1	1	.	1	1	2	3	1	.	1	3	.	.	
Pneumonia { Lobar,	168	.	.	6	6	2	2	1	1	12	2	1	6	7	18	20	38	31	22	8	3	.	
{ Broncho,	663	37	38	100	175	109	38	26	14	362	13	4	8	8	11	21	38	70	77	40	10	1	
{ Epidemic,
{ Not defined,	1,534	25	36	49	110	63	30	18	12	233	27	16	36	52	138	187	233	252	239	106	15	.	
Erysipelas,	41	5	.	1	6	6	1	.	1	2	3	1	4	12	8	.	3	.	
Septicæmia, Septic Intoxication (not Puerperal) Pyæmia (not Puerperal),	39	2	1	.	3	2	1	.	1	7	3	4	3	2	3	3	1	7	4	2	.	.	
Phlegmon, Carbuncle (not Anthrax),	32	1	1	1	3	1	.	.	1	5	.	.	.	1	2	4	3	8	8	1	.	.	
Phagedæna,	2	1	.	1	1	
Other Infective Processes,	33	4	.	1	5	1	.	.	1	7	5	2	1	3	4	3	3	1	2	2	.	.	
Pulmonary Tuberculosis (Tuberculous Phthisis),	1,957	1	7	5	13	17	13	7	4	54	29	46	192	308	580	363	215	129	40	1	.	.	
Phthisis (not otherwise defined),	2,414	1	2	5	8	7	7	4	6	32	24	58	250	400	750	412	242	166	68	9	3	.	
Tuberculous Meningitis,	451	14	26	65	105	58	39	21	28	251	73	51	29	15	22	6	1	2	1	.	.	.	
Tuberculous Peritonitis,	117	2	6	1	9	8	8	6	7	38	18	11	11	13	11	7	4	4	
Tabes Mesenterica,	88	5	8	10	23	14	13	7	8	65	10	7	1	.	4	1	
Lupus,	4	1	1	1	1	
Tubercle of other Organs,	321	3	2	10	15	13	11	7	4	50	28	41	36	28	57	27	24	13	11	6	.	.	
General Tuberculosis,	426	15	23	31	69	48	22	14	14	167	33	32	41	25	58	37	20	8	3	2	.	.	
Scrofula,	14	1	1	.	2	.	1	.	.	3	3	2	1	.	.	1	.	2	1	1	.	.	
Parasitic Diseases,	11	1	2	.	3	3	.	2	.	8	2	1	
Starvation,	
Sourvy,	5	1	.	.	.	1	.	1	1	1	1	.	.	
Alcoholism, Delirium Tremens,	180	2	35	50	43	32	16	2	.	.	
Opium, Morphia-habit,	
Industrial Poisoning:—																							
By Lead,	3	2	.	1	
" Phosphorus,	
" Arsenic and other Metals,	
Rheumatic Fever, Acute Rheumatism,	84	2	2	9	11	6	5	16	12	11	7	4	1	.	.	
Rheumatism of Heart,	20	1	1	2	2	4	1	2	7	.	.	.	
Chronic Rheumatism,	200	4	6	7	34	72	62	14	1	
Rheumatic Arthritis, Rheumatic Gout,	47	1	5	4	12	11	11	3	.	
Gout,	9	1	1	1	3	3	.	.	.	

IRELAND.—CAUSES of DEATH at different Periods of Life in the Year 1907.—FEMALES—continued.

CAUSES OF DEATH.	FEMALES.																					
	ALL AGES.	AGES AT DEATH.																		85 and upwards		
		0-3 Months.	3-6 Months.	6-13 Months.	Total under 1 year.	1	2	3	4	Total under 5 years.	5-	10-	15-	20-	25-	35-	45-	55-	65-		75-	85-
Syphilis,	49	20	12	8	40	2	1	.	.	43	.	1	.	1	2	2	
Gonorrhœa,	4	2	.	.	1	1	
Puerperal Septicæmia, Puerperal Septic Intoxication. Puerperal Pyæmia,	105	2	18	57	24	4	
Phlegmasia Alba Dolens,	11	7	4	
Puerperal Fever (not otherwise defined),	41	1	7	23	10	
Infective Endocarditis,	15	1	.	.	.	1	1	1	2	1	5	1	2	1	.	.	.	
Pneumonia {	Lobar,	94	1	2	1	4	8	2	.	1	15	2	3	3	7	9	9	8	11	15	8	4
	Broncho-,	600	32	35	72	139	104	43	18	12	316	15	8	9	5	11	21	42	61	71	30	9
	Epidemic,
	Not defined,	1,043	13	11	31	55	51	35	19	22	182	29	24	25	31	72	113	121	182	168	76	17
Erysipelas,	51	5	2	1	8	8	.	3	1	3	4	3	3	7	7	5	7	
Septicæmia, Septic Intoxication (not Puerperal) Pyæmia (not Puerperal),	26	1	.	.	1	1	.	1	1	4	2	1	2	2	3	1	3	6	2	.	.	
Phlegmon, Carbuncle (not Anthrax),	22	.	2	1	3	.	.	.	1	4	.	.	.	2	2	.	1	4	6	3	.	
Phagedæna,	1	1	.	
Other Infective Processes,	25	1	1	.	2	2	.	1	.	5	5	1	2	1	3	1	3	1	2	.	1	
Pulmonary Tuberculosis (Tuberculous Phthisis),	1,919	1	.	9	10	11	7	9	6	43	49	101	280	307	527	315	186	79	21	10	1	
Phthisis (not otherwise defined),	2,538	.	1	2	3	10	14	10	7	44	41	133	375	408	699	402	222	133	52	6	3	
Tuberculous Meningitis,	415	12	21	54	87	58	40	30	16	231	68	55	30	13	15	1	.	1	1	.	.	
Tuberculous Peritonitis,	112	4	3	9	16	9	6	5	4	40	13	17	22	12	21	8	5	4	.	.	.	
Tabes Mesenterica,	94	5	13	8	26	19	10	4	2	61	15	6	3	1	3	4	1	
Lupus,	10	1	.	1	.	.	1	.	.	1	2	3	1	1	.	
Tubercle of other Organs,	289	2	4	7	13	7	7	6	6	39	22	35	34	36	52	32	11	19	8	1	.	
General Tuberculosis,	452	12	13	24	49	58	34	17	11	169	41	38	43	40	61	21	20	13	6	.	.	
Scrofula,	28	.	.	1	1	5	.	.	.	6	.	8	2	2	4	1	1	3	1	.	.	
Parasitic Diseases,	19	5	2	.	7	5	.	1	1	14	2	1	.	.	2	
Starvation,	
Scurvy,	
Alcoholism, Delirium Tremens,	41	1	7	12	10	5	5	1	.	
Opium, Morphia-habit,	1	1	
Industrial Poisoning:—																						
By Lead,	
„ Phosphorus,	
„ Arsenic and other Metals,	
Rheumatic Fever, Acute Rheumatism,	75	1	.	2	3	10	11	8	7	11	8	6	7	3	1	.	.	
Rheumatism of Heart,	34	3	.	1	2	4	4	6	6	4	4	.	.	
Chronic Rheumatism,	273	6	9	25	75	106	44	8	.	
Rheumatic Arthritis, Rheumatic Gout,	73	1	4	2	6	21	24	12	2	
Gout,	4	1	2	1	.	.	

IRELAND.—CAUSES of DEATH at different Periods of Life in the Year 1907.—MALES—continued.

CAUSES OF DEATH.	MALES.																					
	ALL AGES.	AGES AT DEATH.																				
		0-3 Months.	3-6 Months.	6-12 Months.	Total under 1 year.	1	2	3	4	Total under 5 years.	5	10	15	20	25	35	45	55	65	75	85	85 and upwards.
Carcinoma,	456	4	6	29	74	133	131	68	10	1
Sarcoma,	89	.	.	1	1	1	.	1	2	5	1	1	7	5	9	14	11	19	12	5	.	.
Cancer, Malignant Disease (not otherwise defined),	985	1	2	14	64	170	310	284	123	14	3
Rickets,	41	.	3	6	9	19	5	3	3	39	2
Purpura,	24	1	.	.	1	.	.	.	1	2	1	1	4	1	.	1	4	4	3	3	.	.
Hæmophilia, Hæmorrhagic Diathesis,	5	1	.	1	2	.	1
Anæmia, Leucocythæmia,	134	.	.	2	2	1	.	.	2	5	4	.	2	2	9	16	20	34	55	6	1	.
Diabetes Mellitus,	188	1	1	1	4	6	11	24	22	16	39	41	20	3	.
Premature Birth,	435	429	3	2	434	1	.	.	.	435
Congenital Hydrocephalus	13	2	1	2	5	2	2	2	.	11	2
Other Congenital Defects	90	67	4	6	77	3	1	1	.	82	5	2	.	1
Injury at Birth,	30	30	.	.	30	30
Atelectasis,	50	50	.	.	50	50
Want of Breast-milk,	6	5	1	.	6	6
Teething,	86	1	4	38	43	41	2	.	.	86
Meningitis, Inflammation of Brain,	369	12	24	48	84	54	21	16	14	189	61	27	14	17	24	15	8	8	5	1	.	.
Softening of Brain,	102	5	4	5	27	43	15	2	1
General Paralysis of Insane,	69	11	28	20	6	4	.	.	.
Insanity (not Puerperal),	167	4	5	14	14	17	43	45	22	3	.
Chorea,	4	1	.	1	.	.	.	2
Epilepsy,	181	.	.	.	1	2	2	2	2	7	4	11	15	17	31	20	19	24	25	7	1	.
Convulsions,	789	450	113	94	657	67	24	16	4	768	15	3	.	1	.	2
Laryngismus Stridulus,	14	2	2	1	5	4	1	.	1	11	3
Locomotor Ataxy,	41	2	9	10	11	8	1	.	.
Paraplegia, Diseases of Cord,	243	.	.	1	1	1	2	2	2	8	2	6	7	6	19	28	29	41	68	26	3	.
Neuritis, Peripheral, Poly-Neuritis,	16	3	5	2	4	1	1	.	.
Brain Tumour (not specific),	22	1	.	1	2	1	2	2	3	2	3	3	2	1	.	.	.
Other Diseases of Nervous System,	232	2	.	4	6	5	2	1	1	15	4	3	4	5	19	24	24	37	65	26	6	.
Otitis, Mastoid Disease,	39	.	1	5	6	2	1	1	.	10	5	3	4	2	5	2	3	4	1	.	.	.
Epistaxis, Diseases of Nose,	5	1	.	.	1	1	1	1	.	2
Ophthalmia, Diseases of Eye,	3	2	.	.	.	2	1	.	.
Valvular Disease, Endocarditis (not Infective),	1,088	1	.	1	8	9	34	24	75	74	147	233	309	146	27	1
Pericarditis,	23	2	.	.	.	2	1	2	2	3	1	1	5	2	4	.	.	.
Hypertrophy of Heart,	14	1	2	.	.	6	4	1	.	.
Angina Pectoris,	41	4	5	14	16	2	.	.
Dilatation of Heart,	114	2	2	1	5	6	13	37	32	13	3	.
Fatty Degeneration of Heart,	106	3	4	10	32	35	19	3	.
Syncopal, Heart Disease (not specified),	3,024	1	1	2	4	.	.	1	.	5	13	11	25	35	107	163	265	612	1,000	638	135	15

IRELAND.—CAUSES of DEATH at different Periods of Life in the Year 1907.—FEMALES—continued.

CAUSES OF DEATH.	FEMALES.																					
	ALL AGES.	AGES AT DEATH.																				
		0-3 Months.	3-6 Months.	6-12 Months.	Total under 1 year.	1	2	3	4	Total under 5 years.	5	10	15	20	25	35	45	55	65	75	85	85 and upwards.
Carcinoma,	583	1	1	24	54	152	165	127	53	5	1
Sarcoma,	57	1	.	.	1	1	.	.	2	1	2	3	2	7	2	12	11	11	4	.	.	.
Cancer, Malignant Disease (not otherwise defined).	1,168	.	.	.	1	.	.	.	1	.	.	5	3	34	107	265	333	286	112	17	5	.
Rickets,	32	2	1	2	5	9	7	6	4	31	1
Purpura,	19	2	1	.	3	1	.	.	4	4	1	1	1	2	.	3	1	1	1	.	.	.
Hæmophilia, Hæmorrhagic Diathesis.	3	1	.	.	2
Anæmia, Leucocythæmia,	162	.	1	.	1	2	2	1	1	7	3	3	7	11	21	23	28	33	15	10	.	1
Diabetes Mellitus,	128	1	2	5	7	14	12	15	35	29	8	.	.
Premature Birth,	334	331	3	.	334	334
Congenital Hydrocephalus	11	4	3	2	9	1	.	.	10	.	.	1
Other Congenital Defects	90	57	8	6	71	8	1	1	2	83	1	.	.	1	2	3
Injury at Birth,	22	22	.	.	22	.	.	.	22
Atelectasis,	42	41	.	.	41	1	.	.	42
Want of Breast-milk,	8	6	1	1	8	.	.	.	8
Teething,	69	.	7	30	37	32	.	.	69
Meningitis, Inflammation of Brain,	330	11	16	32	59	38	28	23	20	168	44	28	20	14	28	12	7	5	2	2	.	.
Softening of Brain,	89	1	2	11	15	36	20	4	.
General Paralysis of Insane,	19	6	4	2	1	4	2	.	.
Insanity (not Puerperal),	225	4	1	14	26	36	54	59	25	6	.
Chorea,	12	.	.	1	1	.	.	.	1	4	3	1	1	.	.	2
Epilepsy,	127	.	1	1	2	2	.	.	4	4	9	8	15	24	13	14	13	13	7	3	.	.
Convulsions,	638	334	88	72	494	83	23	14	5	619	13	1	.	3	1	.	1
Laryngismus Stridulus,	4	1	.	.	1	2	1	.	4
Locomotor Ataxy,	11	4	2	2	1	1	1	.	.
Paraplegia, Diseases of Cord,	231	.	1	2	3	2	1	.	3	9	4	3	7	8	13	18	28	58	53	26	4	.
Neuritis, Peripheral, Poly-Neuritis,	18	1	3	3	4	6	1
Brain Tumour (not specific),	13	1	3	3	4	6	1
Other Diseases of Nervous System,	215	2	1	2	5	10	3	.	4	22	4	5	2	3	15	14	33	44	41	27	5	.
Otitis, Mastoid Disease,	33	.	.	2	2	3	.	1	1	7	3	6	6	1	4	5	.	1
Epistaxis, Diseases of Nose,	9	1	1	.	.	.	2	.	.	4	2
Ophthalmia, Diseases of Eye,	1	1	.	1
Valvular Disease, Endocarditis (not Infective),	1,225	14	15	22	29	76	99	178	310	325	155	20	2
Pericarditis,	11	1	.	.	.	2	2	1	4	1
Hypertrophy of Heart,	9	1	1	1	.	4	1	1	1	.
Angina Pectoris,	21	4	4	8	4	1	1	.
Dilatation of Heart,	109	1	3	.	2	4	10	13	26	35	14	1	.	.
Fatty Degeneration of Heart,	125	3	7	13	36	45	18	3	.	.
Syncope, Heart Disease (not specified),	3,247	2	1	1	4	2	1	2	9	12	29	50	37	100	155	407	763	991	534	148	12	.

IRELAND.—CAUSES of DEATH at different Periods of Life in the Year 1907.—MALES—continued.

CAUSES OF DEATH.	MALES.																						
	ALL AGES.	AGES AT DEATH.																					
		0-3 Months.	3-6 Months.	6-12 Months.	Total under 1 year.	1	2	3	4	Total under 5 years.	5-10	10-15	15-20	20-25	25-35	35-45	45-55	55-65	65-75	75-85	85 and upwards.		
Cerebral Hæmorrhage, Cerebral Embolism, Apoplexy, Hemiplegia,	555	.	1	1	2	2	.	.	2	12	24	61	148	168	108	22	5		
Aneurysm,	673	1	2	1	2	13	20	59	163	225	147	36	4	
Senile Gangrene,	50	10	10	12	7	9	1	1	.	
Embolism, Thrombosis (not Cerebral)	97	25	33	28	10	1	.	
Phlebitis,	15	2	4	2	3	3	1	.	.	.	
Varicose Veins,	6	1	.	1	2	.	1	.	.	.	
Other Diseases of Blood Vessels,	2	2	
	49	1	.	.	1	1	3	12	10	16	5	.	.	
Laryngitis,	49	3	2	6	11	7	4	.	5	27	12	2	.	1	.	2	2	2	1	.	.	.	
Membranous Laryngitis (not Diphtheritic).	1	.	1	.	1	1
Croup (not Spasmodic nor Membranous).	83	11	5	15	31	17	9	5	10	72	11	
Other Diseases of Larynx and Trachea.	5	1	1	.	.	.	2	1	1	
Bronchitis,	3,665	209	130	209	548	190	78	28	23	867	35	15	15	13	47	91	249	690	985	521	135	2	
Emphysema, Asthma,	227	1	1	3	10	9	21	55	74	41	11	1	
Pleurisy,	120	1	.	1	3	.	5	9	16	11	23	23	18	10	1	.	.	
Fibroid Disease of Lung,	24	1	.	.	2	1	4	6	6	4	
Other Diseases of Respiratory System.	260	13	11	17	41	4	6	4	2	57	2	5	1	8	10	13	18	33	53	44	14	2	
Tonsillitis, Quinsy,	39	1	2	1	4	1	3	4	2	14	11	3	2	1	1	1	2	1	3	.	.	.	
Diseases of Mouth, Pharynx, Oesophagus (not specific).	43	6	.	1	7	4	1	2	1	15	6	.	2	1	2	2	4	5	4	2	.	.	
Gastric Ulcer,	119	1	6	15	23	18	24	27	4	1	.	
Gastric Catarrh,	27	3	3	1	7	1	3	1	.	12	4	.	6	4	1	.	.	
Other Diseases of Stomach (not Malignant).	411	49	38	26	113	22	12	4	3	154	4	6	3	8	16	21	35	54	71	31	7	1	
Ulceration of Intestines	45	.	.	1	1	1	.	.	1	1	3	15	7	6	6	5	.	.	
Enteritis (not Epidemic),	181	35	17	37	89	23	3	4	2	121	4	.	2	1	9	5	8	14	8	9	.	.	
Gastro-Enteritis,	142	36	21	21	78	18	5	3	4	108	2	4	2	2	5	2	5	5	7	.	.	.	
Appendicitis, Perityphalitis,	70	2	2	8	7	5	5	10	6	13	6	5	3	.	.	
Hernia,	72	1	2	.	3	1	1	.	.	5	.	.	2	1	2	4	22	21	13	2	.	.	
Intestinal Obstruction,	265	6	9	10	25	6	4	3	.	38	10	2	5	5	11	19	26	62	55	26	6	.	
Other Diseases of Intestines,	79	7	5	3	15	.	2	.	.	17	3	1	.	1	3	1	8	17	16	12	.	.	
Peritonitis (not Puerperal),	59	3	2	1	6	2	.	.	1	9	4	2	1	1	5	5	8	9	12	2	.	1	
Cirrhosis of Liver,	207	1	.	.	1	.	1	.	.	2	1	1	1	.	17	34	45	57	41	8	.	.	
Other Diseases of Liver and Gall Bladder.	160	20	.	.	20	.	3	.	.	23	2	3	.	4	6	9	26	26	39	19	3	.	
Other Diseases of Digestive System.	64	11	5	3	19	1	3	.	1	24	.	.	.	3	4	5	12	12	4	.	.	.	
Diseases of Spleen,	7	1	1	1	1	2	.	1	
Diseases of Lymphatic System,	20	.	1	.	1	1	.	.	1	3	2	1	1	.	2	1	4	3	1	2	.	.	
Diseases of Thyroid Body,	11	.	.	.	1	.	.	.	1	2	1	.	1	2	1	1	1	.	1	1	.	.	
Diseases of Supra Renal Capsules,	15	1	.	.	.	5	2	3	3	.	1	.	.	

IRELAND.—CAUSES of DEATH at different Periods of Life in the Year 1907.—FEMALES—continued.

CAUSES OF DEATH.	FEMALES.																					
	ALL AGES.	AGES AT DEATH.																				
		0-3 Months.	3-6 Months.	6-12 Months.	Total under 1 year.	1	2	3	4	Total under 5 years.	5-	10-	15-	20-	25-	35-	45-	55-	65-	75-	85-	95 and upwards.
Cerebral Hæmorrhage, Cerebral Embolism, Apoplexy, Hemiplegia,	728	1	.	.	.	1	.	.	5	9	17	38	90	167	232	131	38	.
Aneurysm,	9	1	.	3	4	1
Senile Gangrene,	100	28	30	25	13	4	.
Emboliæ, Thrombosis (not Cerebral)	22	1	2	1	.	5	4	5	2	2
Phlebitis,	13	3	.	4	2	3	1	.	.	.
Varicose Veins,	9	2	3	3	1	.	.	.
Other Diseases of Blood Vessels,	37	1	.	.	1	3	9	4	11	6	2	.	.
Laryngitis,	51	1	2	6	9	10	3	4	5	31	11	2	.	1	2	.	.	1	3	.	.	.
Membranous Laryngitis (not Diphtheritic). Croup (not Spasmodic nor Membranous). Other Diseases of Larynx and Trachea.	66	5	2	10	17	13	13	5	7	55	11
Bronchitis,	4,180	141	107	166	414	166	63	39	19	701	43	23	11	12	35	95	340	1024	1166	613	110	7
Emphysema, Asthma,	161	2	1	2	1	12	9	16	49	42	22	4	1
Pleurisy,	85	.	.	1	1	1	.	.	.	2	2	3	2	7	8	18	8	15	11	9	.	.
Fibroid Disease of Lung,	17	2	.	1	2	5	7
Other Diseases of Respiratory System,	244	10	12	8	30	18	4	4	4	60	6	5	4	2	6	8	16	34	55	38	10	.
Tonsillitis, Quinsy,	23	.	1	1	2	3	2	.	3	10	5	5	1	.	.	.	1	1
Diseases of Mouth, Pharynx, Oesophagus (not specific). Gastric Ulcer,	176	5	1	.	6	3	1	1	2	13	1	2	.	1	.	3
Gastric Catarrh,	42	6	4	3	13	1	1	1	.	16	3	.	.	1	.	5	4	11	1	1	1	.
Other Diseases of Stomach (not Malignant). Ulceration of Intestines	388	31	24	16	71	27	9	9	8	124	11	7	3	6	15	18	31	72	66	26	9	.
Enteritis (not Epidemic),	18	1	.	.	1	1	.	1	1	.	1	2	7	3	2	.	.	.
Gastro-Enteritis,	210	42	31	36	109	22	4	1	2	138	6	5	1	.	6	9	5	12	19	7	2	.
Appendicitis, Perityphilitis,	147	28	24	22	74	17	7	5	3	106	9	1	3	1	2	1	4	13	6	.	1	.
Hernia,	50	1	.	.	3	4	8	4	4	3	6	7	2	5	6	1	.	.
Intestinal Obstruction,	64	2	6	10	21	15	8	2	.
Other Diseases of Intestines,	218	4	2	4	10	.	.	.	2	12	5	3	5	8	10	21	32	49	44	24	5	.
Peritonitis (not Puerperal),	50	6	2	2	10	1	.	.	.	11	1	1	1	1	3	2	3	9	14	4	.	.
Cirrhosis of Liver,	56	.	1	2	3	.	.	1	3	7	3	2	3	4	13	7	5	3	7	2	.	.
Other Diseases of Liver and Gall Bladder. Other Diseases of Digestive System,	127	1	.	1	1	3	12	39	40	24	4	2	.
Diseases of Spleen,	171	15	1	4	20	1	2	.	2	25	2	3	1	2	9	11	22	37	39	18	2	.
Diseases of Lymphatic System,	60	11	.	3	14	1	.	.	.	15	.	.	1	.	.	2	7	11	17	5	2	.
Diseases of Thyroid Body,	6	1	.	2	1	2
Diseases of Supra Renal Capsules,	17	2	.	2	.	.	.	1	1	2	3	6	2
	29	2	1	3	5	4	7	6	1
	8	1	1	1	4	1

IRELAND.—CAUSES of DEATH at different Periods of Life in the Year 1907.—MALES and FEMALES.

CAUSES OF DEATH.	MALES AND FEMALES.																					
	ALL AGES.	AGES AT DEATH.																				
		0-3 Months.	3-6 Months.	6-12 Months.	Total under 1 year.	1	2	3	4	Total under 5 years.	5-	10-	15-	20-	25-	35-	45-	55-	65-	75-	85-	85 and upwards.
TOTAL DEATHS (All Causes).	77,334	5,421	1,644	2,269	9,334	2,568	1,238	782	648	14,570	1,681	1,367	2,153	2,557	5,490	4,790	6,082	10,165	13,296	10,603	3,580	700
A.*—GENERAL DISEASES,	28,536	1,683	666	1,185	3,534	1,522	754	466	380	6,656	1,040	951	1,678	1,964	3,804	2,748	2,586	3,012	2,629	1,204	233	31
B.*—DISEASES OF SPECIAL ORGANS.																						
I. Diseases of Nervous System,	4,181	814	246	258	1,318	269	108	75	56	1,826	165	100	90	96	245	250	281	404	476	210	37	1
II. „ Organs of Special Sense.	90	1	1	7	9	7	1	3	2	22	8	9	10	3	12	8	3	11	3	1	.	.
III. „ Heart.	9,157	3	2	3	8	4	1	4	.	17	50	71	135	132	379	526	1,062	2,079	2,809	1,525	342	30
IV. „ Blood Vessels.	3,251	.	1	1	2	1	.	.	.	3	4	7	14	15	78	140	362	809	1,031	611	158	19
V. „ Respiratory System.	9,247	394	272	438	1,104	427	180	90	78	1,879	141	59	41	62	149	262	702	1,937	2,419	1,298	285	13
VI. „ Digestive System.	3,803	328	195	198	721	156	67	39	44	1,027	110	65	63	86	217	269	417	634	621	245	47	2
VII. „ Lymphatic and Ductless Glands.	113	.	1	.	1	2	.	2	2	7	4	4	4	7	17	13	21	24	8	4	.	.
VIII. „ Urinary System.	2,068	3	5	.	8	16	7	9	11	51	28	31	21	51	168	192	288	438	492	257	47	4
IX. „ Generative System.	117	2	.	.	2	1	1	.	.	4	.	.	2	6	17	15	22	26	19	4	2	.
X. „ Pregnancy and Childbirth.	342	4	29	176	124	9
XI. „ Locomotor System.	137	1	1	.	2	1	2	2	5	12	11	8	7	7	13	16	13	21	19	10	.	.
XII. „ The Skin.	116	14	10	5	29	4	1	2	.	36	2	.	.	1	2	.	5	18	31	15	6	.
C.*—OTHER SPECIFIED DISEASES.																						
D.*—CAUSES ILL-DEFINED OR NOT SPECIFIED.	14,299	2,081	223	139	2,443	105	37	27	14	2,626	33	10	19	16	33	49	88	526	2,509	5,108	2,687	595
E.*—VIOLENT DEATHS,	1,877	97	21	35	153	53	79	63	56	404	85	52	65	82	180	178	223	226	230	111	36	5
Small-pox { Vaccinated,	1	1
{ Not Vaccinated,
{ Doubtful,
Cow-pox and other effects of Vaccination.
Chicken-pox,	3	.	.	3	3	3
Measles (Morbilli),	584	8	21	116	145	222	90	35	24	516	44	3	6	7	6	2
Epidemic Rose Rash,	3	.	1	.	1	.	.	1	1	3
Scarlet Fever,	99	1	3	7	11	14	9	14	8	56	25	7	3	2	6
Typhus,	56	4	5	5	4	9	9	9	7	4	.	.	.
Plague,
Relapsing Fever,
Influenza,	1,720	31	14	20	65	29	19	11	10	134	30	21	25	27	97	101	147	355	445	268	61	9
Whooping-cough,	809	85	98	168	351	205	113	60	38	767	39	3
Mumps,	4	1	2	.	3	1
Diphtheria,	283	.	2	18	20	50	33	23	31	157	84	22	7	2	4	5	1	1
Cerebro-spinal Fever,	631	13	27	45	85	48	54	50	43	280	138	66	48	29	46	20	2	2
Pyæmia† (origin uncertain),	26	.	1	.	1	3	1	1	1	7	4	.	2	1	3	2	3	.	3	1	.	.
Enteric Fever,	362	2	1	6	9	25	39	56	47	93	44	29	18	1	.	1	.
Asiatic Cholera,
Food, Ptomaine-poisoning,	5	3	1	.	.	.	1
Diarrhoea due to Food,‡	8	.	3	1	4	2	1	.	.	7	1	.
Infective Enteritis, Epidemic Diarrhoea	298	77	66	77	220	43	4	5	1	273	2	1	1	1	2	4	3	6	4	.	1	.
Diarrhoea (not otherwise defined),	734	142	102	110	354	78	19	11	4	466	6	6	4	5	13	15	19	54	73	54	17	2
Dysentery,	27	.	.	2	2	4	.	.	.	6	.	.	.	3	1	4	3	8	1	.	.	1
Tetanus,	33	12	.	.	12	.	2	.	1	15	3	3	.	1	2	2	3	3	1	.	.	.
Malaria,	4	1	.	1	1	1
Rabies, Hydrophobia,
Glanders,
Anthrax (Splenic Fever),	3	1	2	.	.

* The grouping in this Summary is for convenience of tabling merely: it must not be regarded as a classification.
 † Formerly described as "Simple Continued Fever."
 ‡ As returned.

IRELAND.—CAUSES of DEATH at different Periods of Life in the Year 1907.—MALES and FEMALES—continued.

CAUSES OF DEATH.	MALES AND FEMALES.																							
	ALL AGES.	AGES AT DEATH.																						
		0-3 Months.	3-6 Months.	6-13 Months.	Total under 1 year.	1	2	3	4	Total under 5 years.	5-	10-	15-	20-	25-	35-	45-	55-	65-	75-	85-	90 and upwards.		
Syphilis,	124	51	23	15	89	6	1	1	.	97	.	1	.	2	6	8	4	2	3	1	.	.		
Gonorrhoea,	10	2	.	1	1	4	1	1	.	.	.		
Puerperal Septicæmia, Puerperal Septic Intoxication, Puerperal Pyæmia,	105	2	18	57	24	4		
Phlegmasia Alba Dolens,	11	1	4	1		
Puerperal Fever (not otherwise defined),	41	1	7	23	10		
Infective Endocarditis,	29	1	.	1	2	2	1	3	2	7	4	3	1	1	3	.	.	.		
Pneumonia—	(Lobar,)	262	1	2	7	10	10	4	1	2	27	4	4	9	14	27	29	46	42	37	16	7	.	
	(Broncho-,)	1,263	69	73	172	314	213	81	44	26	678	28	12	17	13	22	42	80	131	148	70	19	3	
	(Epidemic,)
	(Not defined,)	2,577	38	47	80	165	114	65	37	34	415	56	40	61	83	210	300	354	434	407	182	32	3	
Erysipelas,	92	10	2	2	14	14	1	3	2	5	7	4	7	19	15	5	10	.	.	
Septicæmia, Septic Intoxication (not Puerperal),	65	3	1	.	4	3	1	1	2	11	5	5	5	4	6	4	4	13	6	2	.	.	.	
Pyæmia (not Puerperal),	25	1	1	.	2	.	.	.	2	4	3	3	.	4	1	4	3	1	
Phlegmon, Carbuncle (not Anthrax),	54	1	3	2	6	1	.	.	2	9	.	.	3	4	4	4	4	12	14	4	.	.	.	
Phagedæna,	3	1	.	1	1	1	.	.	.	
Other Infective Processes,	58	5	1	1	7	3	.	1	1	12	10	3	3	4	7	4	6	2	4	2	1	.	.	
Pulmonary Tuberculosis (Tuberculous Phthisis),	3,876	2	7	14	23	28	20	16	10	97	78	147	472	615	1,107	678	401	208	61	11	1	.	.	
Phthisis (not otherwise defined),	4,952	1	3	7	11	17	21	14	13	76	65	211	625	808	1,449	814	464	299	120	15	6	.	.	
Tuberculous Meningitis,	866	26	47	119	192	116	79	51	44	482	141	106	59	28	37	7	1	3	2	
Tuberculous Peritonitis,	259	6	9	10	25	17	14	11	11	78	31	28	33	25	32	15	9	8	
Tabes Mesenterica,	182	10	21	18	49	33	23	11	10	126	25	13	4	1	7	5	1	
Lupus,	14	1	.	1	.	.	1	.	1	2	3	4	1	1	.	.	.	
Tubercle of other Organs,	610	5	6	17	28	20	18	13	10	89	50	76	64	109	59	35	32	19	7	
General Tuberculosis,	878	27	36	55	118	106	56	31	25	336	74	70	84	65	119	58	40	21	9	2	.	.	.	
Scrofula,	42	1	1	1	3	5	1	.	.	9	3	10	3	2	4	2	1	5	2	1	.	.	.	
Parasitic Diseases,	30	6	4	.	10	8	.	3	1	22	4	2	.	.	2	
Starvation,	
Scurvy,	5	1	.	.	.	1	.	1	1	1	1	.	.	.	
Alcoholism, Delirium Tremens,	221	3	42	62	53	37	21	3	
Opium, Morphia-habit,	1	1	
Industrial Poisoning:—																								
By Lead,	3	2	.	.	1	
„ Phosphorus,	
„ Arsenic and other Metals,	
Rheumatic Fever, Acute Rheumatism,	159	1	.	4	5	19	22	14	12	27	20	17	14	7	2	
Rheumatism of Heart,	54	3	1	2	4	6	8	7	8	11	4	
Chronic Rheumatism,	473	10	15	32	109	178	106	22	1	.	.	
Rheumatic Arthritis, Rheumatic Gout,	120	1	5	7	10	33	35	23	5	1	.	.	
Gout,	13	1	1	2	5	4	

IRELAND.—CAUSES of DEATH at different Periods of Life in the Year 1907.—MALES and FEMALES—continued.

CAUSES OF DEATH.	MALES AND FEMALES.																					
	ALL AGES.	AGES AT DEATH.																				
		0-3 Months.	3-6 Months.	6-13 Months.	Total under 1 year.	1	2	3	4	Total under 5 years.	5	10	15	20	25	35	45	55	65	75	85	85 and upwards.
Carcinoma,	1,039	1	5	30	83	226	298	258	121	15	2
Sarcoma,	146	1	.	1	2	2	.	1	2	7	2	3	10	7	16	16	23	30	23	9	.	.
Cancer, Malignant Disease (not otherwise defined).	2,153	1	.	.	.	1	.	.	6	5	48	171	435	643	570	235	31	8
Rickets,	73	2	4	8	14	28	12	9	7	70	3
Purpura,	43	3	1	.	4	1	.	.	1	6	5	2	5	2	2	1	7	5	4	4	.	.
Hæmophilia, Hæmorrhagic Diathesis,	8	1	.	1	2	.	2	.	.	2	.	.	.
Anæmia, Leucocythæmia,	296	.	1	2	3	3	2	1	3	12	7	3	9	13	30	39	48	67	50	16	1	1
Diabetes Mellitus,	316	1	1	2	6	11	18	38	34	31	74	70	28	3	.
Premature Birth,	769	760	6	2	768	1	.	.	.	769
Congenital Hydrocephalus	24	6	4	4	14	3	2	2	.	21	2	.	1
Other Congenital Defects	180	134	12	12	148	11	2	2	2	165	6	2	.	2	2	3
Injury at Birth,	52	52	.	.	52	52
Atelectasis,	92	91	.	.	91	1	.	.	.	92
Want of Breast-milk,	14	11	2	1	14	14
Teething,	155	1	11	68	80	73	2	.	.	155
Meningitis, Inflammation of Brain,	699	23	40	80	143	92	49	39	34	357	105	55	34	31	52	27	15	13	7	3	.	.
Softening of Brain,	191	6	6	16	42	79	35	6	1
General Paralysis of Insane,	88	17	32	22	7	8	2	.	.
Insanity (not Puerperal),	392	8	6	28	40	53	97	104	47	9	.
Chorea,	16	.	.	1	1	1	5	3	2	1	.	2	2
Epilepsy,	308	.	1	1	2	3	2	2	2	11	8	20	23	32	55	33	33	37	38	14	4	.
Convulsions,	1,427	781	201	166	1,151	150	47	30	9	1,387	28	4	.	1	3	1	2	1
Laryngismus Stridulus,	18	3	2	1	6	6	2	.	1	15	3
Locomotor Ataxy,	52	6	11	12	12	9	2	.	.
Paraplegia, Diseases of Cord,	474	.	1	3	4	3	3	2	5	17	6	9	14	14	32	46	57	99	121	52	7	.
Neuritis, Peripheral, Poly-Neuritis,	34	1	6	8	6	10	2	1	.	.
Brain Tumour (not Specific),	35	1	.	1	2	1	3	2	6	8	6	3	2	1	.	.
Other Diseases of Nervous System,	447	4	1	6	11	15	5	1	5	37	8	8	6	8	34	38	57	81	106	53	11	.
Otitis, Mastoid Disease,	72	.	1	7	8	5	1	2	1	17	8	9	10	3	9	7	3	5	1	.	.	.
Epistaxis, Diseases of Nose,	14	1	.	.	1	.	.	.	1	2	3	1	.	6	2	.	.	.
Ophthalmia, Diseases of Eye,	4	2	.	1	.	3	1	.	.
Valvular Disease, Endocarditis (not Infective),	2,313	1	.	1	22	24	56	53	151	173	325	543	634	281	47	3
Pericarditis,	34	2	.	.	.	2	2	2	2	3	3	3	6	6	5	.	.	.
Hypertrophy of Heart,	23	1	3	1	1	6	8	2	1	.
Angina Pectoris,	62	4	9	18	24	6	1	.
Dilatation of Heart,	223	1	5	2	3	9	16	26	63	67	27	4	.
Fatty Degeneration of Heart,	231	6	11	23	68	80	37	6	.
Syncopal Heart Disease (not specified),	6,271	3	2	3	8	2	1	3	.	14	25	40	75	72	207	318	672	1,375	1,991	1,172	283	27

IRELAND.—CAUSES of DEATH at different Periods of Life in the Year 1907.—MALES and FEMALES—continued.

CAUSES OF DEATH.	MALES AND FEMALES.																					
	ALL AGES.	AGES AT DEATH.																				
		0-3 Months.	3-6 Months.	6-12 Months.	Total under 1 year.	1	2	3	4	Total under 5 years.	5	10	15	20	25	35	45	55	65	75	85	85 and upwards.
Cerebral Hæmorrhage, Cerebral Embolism, Apoplexy, Hemiplegia,	1,283	1	1	2	1	.	.	.	3	.	.	8	11	29	62	151	315	400	239	60	5	
Aneurysm,	59	11	10	15	11	10	1	1	.	
Senile Gangrene,	197	53	63	53	23	5	
Emboliism, Thrombosis (not Cerebral)	37	1	2	1	.	7	8	7	5	5	1	.	.	
Phlebitis,	19	1	.	4	.	5	4	3	2	.	.	
Varicose Veins,	11	2	3	5	1	.	.	
Other Diseases of Blood Vessels,	86	1	1	.	1	2	6	21	14	27	11	2	.	
Laryngitis,	100	4	4	12	20	17	7	4	10	58	23	4	.	2	2	2	3	4	.	.	.	
Membranous Laryngitis (not Diphtheritic).	6	.	1	.	1	1	.	.	1	3	2	1	
Croup (not Spasmodic nor Membranous).	149	16	7	25	48	30	22	10	17	127	22	
Other Diseases of Larynx and Trachea.	9	1	.	.	1	.	.	.	2	3	.	1	.	1	2	1	
Bronchitis,	7,845	350	237	375	962	356	141	67	42	1,568	78	38	26	25	82	186	589	1,714	2,151	1,134	245	9
Emphysema, Asthma,	388	2	2	3	4	12	18	37	104	116	63	15	2
Pleurisy,	205	.	.	1	1	1	.	1	.	3	5	3	7	16	24	29	31	38	29	19	1	.
Fibroid Disease of Lung,	41	1	.	.	4	1	5	8	11	11	.	.	.
Other Diseases of Respiratory System,	504	23	23	25	71	22	10	8	6	117	8	10	5	10	16	21	34	67	108	82	24	2
Tonsillitis, Quinsy,	62	1	3	2	6	4	5	4	5	24	16	8	3	1	1	1	3	2	3	.	.	.
Diseases of Mouth, Pharynx, Oesophagus (not specific).	63	11	1	1	13	7	2	3	3	28	7	2	2	2	2	7	5	4	2	.	.	.
Gastric Ulcer,	295	2	14	27	54	45	41	58	45	7	2	.
Gastric Catarrh,	69	9	7	4	20	2	4	2	.	28	3	.	.	1	.	9	4	17	5	2	.	
Other Diseases of Stomach (not Malignant).	799	80	62	42	184	49	21	13	11	278	15	13	6	14	31	39	66	126	137	57	16	1
Ulceration of Intestines	63	1	.	1	2	2	.	1	2	1	4	17	14	9	8	5	.	.
Enteritis (not Epidemic),	391	77	48	73	198	45	7	5	4	259	10	5	3	1	15	14	13	26	27	16	2	.
Gastro-Enteritis,	289	64	45	43	152	35	12	8	7	214	11	5	5	3	7	3	9	18	13	.	1	.
Appendicitis, Perityphlitis,	120	1	.	.	5	6	16	11	9	8	16	13	15	11	11	4	.	.
Hernia,	136	1	2	.	3	1	1	.	.	5	.	.	.	2	3	8	14	43	36	21	4	.
Intestinal Obstruction,	483	10	11	14	35	6	4	3	2	50	15	5	10	13	21	40	58	111	99	50	11	.
Other Diseases of Intestines,	129	13	7	5	25	1	2	.	.	28	4	2	1	2	6	3	11	26	30	16	.	.
Peritonitis (not Puerperal),	115	3	3	3	9	2	.	1	4	16	7	4	4	5	18	12	13	12	19	4	.	1
Cirrhosis of Liver,	334	1	.	.	1	.	1	.	.	2	2	1	2	1	20	46	81	97	65	12	2	.
Other Diseases of Liver and Gall Bladder.	331	35	1	4	40	1	5	.	2	48	4	6	1	6	15	20	48	63	78	37	5	.
Other Diseases of Digestive System,	124	22	5	6	33	2	3	.	1	39	.	.	1	.	3	6	12	23	29	9	2	.
Diseases of Spleen,	13	1	1	1	2	2	2	2	2	.	.	.
Diseases of Lymphatic System,	37	.	1	.	1	1	.	2	1	5	2	1	1	1	3	3	7	9	3	2	.	.
Diseases of Thyroid Body,	40	1	.	.	1	2	1	2	2	5	6	5	8	6	2	1	.	.
Diseases of Supra Renal Capsules,	23	1	.	.	.	6	3	4	7	1	1	.	.

DEATHS of MALES and FEMALES from different Causes registered in IRELAND, and in each of the FOUR PROVINCES, in the Year 1907.

CAUSES OF DEATH.	IRELAND.			LEINSTER.			MUNSTER.			ULSTER.			CONNAUGHT.		
	Males.	Fem.	Total.	Males.	Fem.	Total.	Males.	Fem.	Total.	Males.	Fem.	Total.	Males.	Fem.	Total.
TOTAL DEATHS (All Causes).	38,618	38,716	77,334	11,277	11,065	22,342	8,410	8,277	16,717	14,436	15,038	29,524	4,165	4,286	8,751
A.*—GENERAL DISEASES,	14,456	14,080	28,536	4,580	4,137	8,717	2,992	2,849	5,841	5,597	5,882	11,479	1,287	1,212	2,499
B.*—DISEASES OF SPECIAL ORGANS.															
I. Diseases of Nervous System,	2,249	1,932	4,181	759	652	1,411	485	419	904	747	648	1,395	258	213	471
II. „ Organs of Special Sense.	47	43	90	7	9	16	15	11	26	22	19	41	3	4	7
III. „ Heart.	4,410	4,747	9,157	1,260	1,433	2,693	1,021	1,090	2,111	1,720	1,818	3,538	409	406	815
IV. „ Blood Vessels,	1,447	1,804	3,251	437	531	968	266	335	601	625	827	1,452	119	111	230
V. „ Respiratory System,	4,434	4,813	9,247	1,250	1,444	2,694	932	959	1,891	1,636	1,856	3,492	616	554	1,170
VI. „ Digestive System.	1,983	1,820	3,803	571	515	1,086	449	361	810	793	780	1,573	170	164	334
VII. „ Lymphatic and Ductless Glands.	53	60	113	19	18	37	7	14	21	23	23	46	4	5	9
VIII. „ Urinary System,	1,294	774	2,068	402	273	675	258	111	369	507	315	822	127	75	202
IX. „ Generative System.	8	109	117	4	30	34	.	23	23	4	44	48	.	12	12
X. „ Pregnancy and Childbirth.	.	342	342	.	75	75	.	76	76	.	143	143	.	48	48
XI. „ Locomotor System,	79	58	137	22	18	40	17	12	29	28	21	49	12	7	19
XII. „ The Skin,	60	56	116	17	20	37	11	8	19	24	25	49	8	3	11
C.*—OTHER SPECIFIED DISEASES.
D.*—CAUSES ILL-DEFINED OR NOT SPECIFIED.	6,860	7,439	14,299	1,597	1,717	3,314	1,697	1,905	3,602	2,234	2,403	4,637	1,332	1,411	2,746
E.*—VIOLENT DEATHS,	1,238	639	1,877	352	193	545	290	104	394	476	284	760	120	58	178
Small-pox { Vaccinated,	1	.	1	1	.	1
{ Not Vaccinated,
{ Doubtful,
Cow-pox and other effects of Vaccination.
Chicken-pox,	1	2	3	.	1	1	1	1	2
Measles (Morbilli),	303	281	584	96	91	187	44	40	84	146	138	284	17	12	29
Epidemic Rose Rash,	1	2	3	.	1	1	.	.	.	1	1	2	.	.	.
Scarlet Fever,	50	49	99	14	16	30	9	7	16	25	25	50	2	1	3
Typhus,	30	26	56	7	4	11	12	7	19	4	4	8	7	11	18
Plague,
Relapsing Fever,
Influenza,	774	946	1,720	198	253	451	125	159	284	344	400	744	107	134	241
Whooping-cough,	378	431	809	146	157	303	85	109	194	117	136	253	30	29	59
Mumps,	4	.	4	1	.	1	2	.	2	.	.	.	1	.	1
Diphtheria,	140	143	283	33	42	75	29	27	56	59	62	121	19	12	31
Cerebro-spinal Fever,	358	273	631	25	23	48	1	5	6	331	244	575	1	1	2
Pyæzi† (origin uncertain),	12	14	26	3	5	8	7	1	8	2	6	8	.	2	2
Enteric Fever,	205	157	362	46	31	77	44	35	79	95	66	161	20	25	45
Asiatic Cholera,
Food, Ptomaine-poisoning,	3	2	5	.	1	1	1	.	1	2	1	3	.	.	.
Diarrhœa due to Food,‡	6	2	8	2	1	3	1	.	1	3	1	4	.	.	.
Infective Enteritis, Epidemic Diarrhœa.	154	144	298	39	43	82	55	35	90	60	66	126	.	.	.
Diarrhœa (not otherwise defined),	388	346	734	124	102	226	99	78	177	136	147	283	29	19	48
Dysentery,	15	12	27	6	8	14	1	1	2	6	2	8	2	1	3
Tetanus,	19	14	33	8	1	9	2	4	6	9	8	17	.	1	1
Malaria	3	1	4	.	.	.	2	.	2	.	1	1	1	.	1
Rabies, Hydrophobia,
Glanders,
Anthrax (Splenic Fever),	2	1	3	2	.	2	1	1	.	.	.

* The grouping in this Summary is for convenience of tabling merely: it must not be regarded as a classification.
† Formerly described as "Simple Continued Fever."
‡ As returned.

DEATHS from different Causes registered in IRELAND, and in each of the FOUR PROVINCES, in the Year 1907—*continued.*

CAUSES OF DEATH.	IRELAND.			LEINSTER.			MUNSTER.			ULSTER.			CONNAUGHT.			
	Males.	Fem.	Total.	Males.	Fem.	Total.	Males.	Fem.	Total.	Males.	Fem.	Total.	Males.	Fem.	Total.	
Syphilis.	75	49	124	45	23	68	2	6	8	26	19	45	2	1	3	
Gonorrhœa,	6	4	10	.	1	1	2	.	2	4	3	7	.	.	.	
Puerperal Septicæmia, Puerperal Septic Intoxication.	.	105	105	.	31	31	.	18	18	.	35	35	.	21	21	
Puerperal Pyæmia,	6	6	.	1	1	.	2	2	.	2	2	.	1	1	
Phlegmasia Alba Dolens,	11	11	.	3	3	.	5	5	.	3	3	.	.	.	
Puerperal Fever (not otherwise defined).	.	41	41	.	4	4	.	12	12	.	20	20	.	5	5	
Infective Endocarditis,	14	15	29	3	8	11	3	1	4	7	6	13	1	.	1	
Pneumonia {	Lobar,	168	94	262	66	38	104	18	12	30	78	35	113	6	9	15
	Broncho,	663	600	1,263	257	232	489	145	124	269	229	209	438	32	35	67
	Epidemic.
	(Not defined,	1,534	1,043	2,577	471	299	770	313	219	532	603	436	1,039	147	89	236
Erysipelas,	41	51	92	8	19	27	10	12	22	20	16	36	3	4	7	
Septicæmia, Septic Intoxication	39	26	65	15	17	32	10	3	13	13	4	17	1	2	3	
Pyæmia (not Puerperal),	19	6	25	9	3	12	5	.	5	4	2	6	1	1	2	
Phlegmon, Carbuncle (not Anthrax),	32	22	54	12	7	19	8	5	13	11	9	20	1	1	2	
Phagedæna,	2	1	3	1	.	1	.	.	.	1	1	2	.	.	.	
Other Infective Processes,	33	25	58	17	9	26	6	4	10	9	12	21	1	.	1	
Pulmonary Tuberculosis (Tuberculous Phthisis).	1,957	1,919	3,876	690	459	1,149	463	471	937	671	855	1,526	133	131	264	
Phthisis (not otherwise defined),	2,414	2,538	4,952	726	721	1,447	612	599	1,211	685	889	1,574	361	329	690	
Tuberculous Meningitis,	451	415	866	152	148	300	71	65	136	206	185	391	22	17	39	
Tuberculous Peritonitis,	117	142	259	42	41	86	21	28	49	48	64	112	6	6	12	
Tabes Mesenterica,	88	94	182	35	33	68	25	19	44	26	38	64	2	4	6	
Lupus,	4	10	14	.	5	5	.	3	3	3	2	5	1	.	1	
Tubercle of other Organs,	321	289	610	95	86	181	62	49	111	138	131	269	26	23	49	
General Tuberculosis,	426	452	878	175	181	356	68	88	156	151	164	315	32	19	51	
Scrofula,	11	28	42	4	2	6	5	12	17	4	13	17	1	1	2	
Parasitic Diseases,	11	19	30	5	8	13	2	4	6	2	6	8	2	1	3	
Starvation,	
Scurvy,	5	.	5	2	.	2	3	.	3	
Alcoholism, Delirium Tremens,	180	41	221	53	10	63	32	3	35	83	26	109	12	2	14	
Opium, Morphia-habit,	1	1	1	1	.	.	.	
Industrial Poisoning:—																
By Lead,	3	.	3	.	.	.	1	.	1	1	.	1	1	.	1	
„ Phosphorus,	
„ Arsenic and other Metals,	
Rheumatic Fever, Acute Rheumatism,	84	75	159	22	20	42	16	17	33	34	33	67	12	5	17	
Rheumatism of Heart,	20	34	54	5	10	15	4	4	8	10	18	28	1	2	3	
Chronic Rheumatism,	206	273	473	51	79	130	41	48	89	75	103	178	33	43	76	
Rheumatic Arthritis, Rheumatic Gout,	47	73	120	20	25	45	11	12	23	10	26	36	6	10	16	
Gout,	9	4	13	6	3	9	.	1	1	2	.	2	1	.	1	

DEATHS from different Causes registered in IRELAND, and in each of the FOUR PROVINCES, in the Year 1907—*continued.*

CAUSES OF DEATH.	IRELAND.			LEINSTER.			MUNSTER.			ULSTER.			CONNAUGHT.		
	Males.	Fem.	Total.	Males.	Fem.	Total.	Males.	Fem.	Total.	Males.	Fem.	Total.	Males.	Fem.	Total.
Carcinoma,	456	583	1,039	154	179	333	78	102	180	184	251	435	40	51	91
Sarcoma,	89	57	146	35	16	51	13	13	26	34	22	56	7	6	13
Cancer, Malignant Disease (not otherwise defined).	985	1,168	2,153	281	336	617	228	236	464	381	491	872	95	105	200
Rickets,	41	32	73	14	6	20	8	8	16	18	15	33	1	3	4
Purpura,	24	19	43	5	8	13	10	2	12	7	9	16	2	.	2
Hæmophilia, Hæmorrhagic Diathesis,	5	3	8	1	2	3	1	.	1	3	1	4	.	.	.
Anæmia, Leucocythæmia,	134	162	296	33	43	76	16	34	50	74	73	147	11	12	23
Diabetes Mellitus,	188	128	316	53	34	87	30	30	60	74	53	127	31	11	42
Premature Birth,	435	334	769	159	124	283	56	38	94	210	167	377	10	5	15
Congenital Hydrocephalus	13	11	24	2	4	6	4	.	4	7	7	14	.	.	.
Other Congenital Defects	90	90	180	30	29	59	14	7	21	45	51	96	1	3	4
Injury at Birth,	30	22	52	13	9	22	6	5	11	10	7	17	1	1	2
Atelectasis,	50	42	92	23	11	34	8	10	18	17	20	37	2	1	3
Want of Breast-milk,	6	8	14	5	6	11	.	.	.	1	2	3	.	.	.
Teething,	86	69	155	34	21	55	11	6	17	38	38	76	3	4	7
Meningitis, Inflammation of Brain,	369	330	699	146	121	267	73	70	143	126	118	244	24	21	45
Softening of Brain,	102	89	191	17	18	35	20	11	31	62	59	121	3	1	4
General Paralysis of Insane,	69	19	88	27	7	34	8	3	11	32	9	41	2	.	2
Insanity (not Puerperal),	167	225	392	46	77	123	41	50	91	49	72	121	31	26	57
Chorea,	4	12	16	1	6	7	.	2	2	3	4	7	.	.	.
Epilepsy,	181	127	308	56	40	96	41	26	67	66	45	111	18	16	34
Convulsions,	789	638	1,427	289	225	514	188	168	356	189	149	338	123	96	219
Laryngismus Stridulus,	14	4	18	4	1	5	4	.	4	6	3	9	.	.	.
Locomotor Ataxy,	41	11	52	14	1	15	10	3	13	16	7	23	1	.	1
Paraplegia, Diseases of Cord,	243	231	474	82	83	165	46	44	90	88	79	167	27	25	52
Neuritis, Peripheral, Poly-Neuritis,	16	18	34	6	6	12	4	4	8	6	8	14	.	.	.
Brain Tumour (not specific),	22	13	35	9	2	11	3	1	4	9	8	17	1	2	3
Other Diseases of Nervous System,	232	215	447	62	65	127	47	37	84	95	87	182	28	26	54
Otitis, Mastoid Disease,	39	33	72	6	7	13	11	11	22	19	13	32	3	2	5
Epistaxis, Diseases of Nose,	5	9	14	.	1	1	2	.	2	3	6	9	.	2	2
Ophthalmia, Diseases of Eye,	3	1	4	1	1	2	2	.	2
Valvular Disease, Endocarditis (not Infective).	1,088	1,225	2,313	320	395	715	191	183	374	502	569	1,071	75	78	153
Pericarditis,	23	11	34	9	5	14	2	.	2	9	5	14	3	1	4
Hypertrophy of Heart,	14	9	23	9	3	12	1	1	2	3	4	7	1	1	2
Angina Pectoris,	41	21	62	17	5	22	3	3	6	17	11	28	4	2	6
Dilatation of Heart,	114	109	223	40	30	70	31	35	66	35	40	75	8	4	12
Fatty Degeneration of Heart,	106	125	231	39	55	94	18	22	40	42	39	81	7	9	16
Syncope, Heart Disease (not specified),	3,024	3,247	6,271	826	940	1,766	775	846	1,621	1,112	1,150	2,262	311	311	622

DEATHS from different Causes registered in IRELAND, and in each of the FOUR PROVINCES, in the Year 1907—*continued.*

CAUSES OF DEATH.	IRELAND.			LEINSTER.			MUNSTER.			ULSTER.			CONNAUGHT.		
	Males.	Fem.	Total.	Males.	Fem.	Total.	Males.	Fem.	Total.	Males.	Fem.	Total.	Males.	Fem.	Total.
Cerebral Hæmorrhage, Cerebral Embolism.	555	728	1,283	151	223	374	92	118	210	274	356	630	38	31	69
<i>Apoplexy, Hemiplegia.</i>	673	886	1,559	195	248	443	126	175	301	291	396	687	61	67	128
Aneurysm.	50	9	59	31	3	34	6	2	8	11	3	14	2	1	3
Senile Gangrene.	97	100	197	33	33	66	28	24	52	28	38	66	8	5	13
Embolism, Thrombosis (not Cerebral)	15	22	37	6	8	14	.	5	5	6	8	14	3	1	4
Phlebitis.	6	13	19	2	4	6	2	3	5	2	4	6	.	2	2
Varicose Veins.	2	9	11	1	2	3	1	2	3	.	4	4	.	1	1
Other Diseases of Blood Vessels.	49	37	86	18	10	28	11	6	17	13	18	31	7	3	10
Laryngitis.	49	51	100	12	16	28	12	14	26	18	16	34	7	5	12
<i>Membranous Laryngitis (not Diphtheritic).</i>	1	5	6	.	2	2	1	2	3	1	1
<i>Croup (not Spasmodic nor Membranous).</i>	83	66	149	14	3	17	30	32	62	13	7	20	26	24	50
Other Diseases of Larynx and Tracheæ.	5	4	9	1	.	1	1	1	2	2	3	5	1	.	1
Bronchitis.	3,665	4,180	7,845	1,057	1,271	2,328	750	821	1,571	1,348	1,615	2,963	510	473	983
Emphysema, Asthma.	227	161	388	79	46	125	37	27	64	85	65	150	26	23	49
Pleurisy.	120	85	205	25	32	57	31	11	42	52	39	91	12	3	15
Fibroid Disease of Lung.	24	17	41	7	9	16	5	5	10	8	2	10	4	1	5
Other Diseases of Respiratory System.	260	244	504	55	65	120	65	46	111	110	109	219	30	24	54
Tonsillitis, Quinsy.	39	23	62	10	2	12	8	5	13	17	12	29	4	4	8
Diseases of Mouth, Pharynx, Oesophagus (not specific).	43	20	63	14	8	22	5	5	10	20	7	27	4	.	4
Gastric Ulcer.	119	176	295	34	41	75	33	31	64	40	91	131	12	13	25
<i>Gastric Catarrh.</i>	27	42	69	4	9	13	5	6	11	15	19	34	3	8	11
Other Diseases of Stomach (not Malignant).	411	388	799	109	112	221	96	80	176	166	159	325	40	37	77
Ulceration of Intestines.	45	18	63	10	4	14	7	1	8	27	13	40	1	.	1
Enteritis (not Epidemic).	181	210	391	54	65	119	29	39	68	87	92	179	11	14	25
<i>Gastro-Enteritis.</i>	142	147	289	45	56	101	34	25	59	57	57	114	6	9	15
Appendicitis, Perityphlitis.	70	50	120	22	13	35	12	7	19	32	24	56	4	6	10
Hernia.	72	64	136	18	16	34	14	12	26	28	31	59	12	5	17
Intestinal Obstruction.	265	218	483	60	51	111	81	54	135	102	90	192	22	23	45
Other Diseases of Intestines.	79	50	129	20	6	26	8	11	19	39	25	64	12	8	20
<i>Peritonitis (not Puerperal).</i>	59	56	115	16	12	28	10	12	22	26	22	48	7	10	17
Cirrhosis of Liver.	207	127	334	74	46	120	54	36	90	66	34	100	13	11	24
Other Diseases of Liver and Gall Bladder.	160	171	331	61	55	116	40	32	72	48	73	121	11	11	22
Other Diseases of Digestive System.	61	60	124	20	19	39	13	5	18	23	31	54	8	5	13
Diseases of Spleen.	7	6	13	1	.	1	1	1	2	4	5	9	1	.	1
Diseases of Lymphatic System.	20	17	37	7	7	14	2	4	6	10	5	15	1	1	2
Diseases of Thyroid Body.	11	29	40	4	10	14	2	6	8	4	11	15	1	2	3
Diseases of Supra Renal Capsules.	15	8	23	7	1	8	2	3	5	5	2	7	1	2	3

Registration of Marriages, Births, and Deaths, Ireland.

TOTAL NUMBER OF DEATHS.—NUMBER of PERSONS who died (1), in INFIRMARIES and GENERAL and SPECIAL NUMBER of DEATHS from the PRINCIPAL CAUSES; and NUMBER of INQUESTS in IRELAND in

PROVINCES AND COUNTIES.	TOTAL NUMBER of DEATHS.	NUMBER OF PERSONS WHO DIED.				CAUSES OF														
		In Infir- maries and General and Special Hos- pitals.	In Public Lunatic Asylums.	In Work- houses and Work- house Hos- pitals.	At their own Homes &c.	A.—GENERAL DISEASES.														
						Small-pox.	Measles.	Scarlet Fever.	Typhus.	Influenza.	Whooping-cough.	Diphtheria.	Pyrexia† (origin un- certain).	Enteric Fever.	Diarrhoeal Diseases.	Putreferal Septic Diseases.	Pneumonia (all forms)	Tuberculous Phthisis and Phthisis.	Tuberculous Meningitis.	
IRELAND,	77,334	3,312	1,467	11,096	61,159	1	584	99	56	1,720	809	283	26	362	1,067	163	4,102	8,828	866	
No. PROVINCES.																				
I. LEINSTER,	22,342	2,043	480	3,764	16,055	1	187	30	11	451	303	75	8	77	325	39	1,363	2,596	300	
II. MUNSTER,	16,717	416	384	3,275	12,642	.	84	16	19	284	194	56	8	79	270	37	831	2,178	136	
III. ULSTER,	29,524	808	427	3,149	25,140	.	284	50	8	744	253	121	8	161	421	60	1,590	3,100	391	
IV. CONNAUGHT,	8,751	45	176	908	7,622	.	29	3	18	241	59	31	2	45	51	27	318	954	39	
I.—PROVINCE OF																				
1 CARLOW,	595	10	27	70	488	.	.	1	1	18	.	.	.	3	4	.	34	60	.	
2 DUBLIN,	2,861	530	75	150	2,106	1	46	6	1	48	66	8	1	9	48	3	205	484	36	
3 DUBLIN CO. BOROUGH,	7,708	1,381	175	1,799	4,353	.	109	12	8	82	179	44	3	34	175	13	655	872	185	
4 KILDARE,	1,054	20	.	236	798	.	1	.	.	16	4	2	1	6	8	.	52	127	16	
5 KILKENNY,	1,393	16	37	215	1,125	.	1	.	.	61	12	1	.	.	25	1	44	128	3	
6 KING'S,	862	2	.	174	686	29	.	.	.	4	22	4	34	111	5	
7 LONGFORD,	781	1	.	128	652	.	1	.	.	14	1	.	1	1	2	.	26	68	.	
8 LOUTH,	1,137	12	.	205	920	.	14	1	1	35	.	2	.	3	8	4	38	115	9	
9 MEATH,	1,197	13	.	212	972	.	1	.	.	21	10	4	.	2	1	3	86	131	5	
10 QUEEN'S,	910	13	69	90	738	.	.	1	.	21	1	1	.	2	9	5	32	87	1	
11 WESTMEATH,	988	12	61	133	782	19	.	2	.	6	3	2	52	98	12	
12 WEXFORD,	1,851	13	36	236	1,566	.	6	6	.	51	12	7	2	4	14	2	53	212	22	
13 WICKLOW,	1,005	20	.	116	869	.	8	3	.	36	18	4	.	3	6	2	52	103	6	
II.—PROVINCE OF																				
14 CLARE,	1,573	10	33	268	1,262	.	5	.	1	14	34	6	2	4	16	4	61	173	12	
15 CORK COUNTY AND CO. BOROUGH.	6,485	281	160	1,214	4,830	.	5	5	12	110	94	24	2	26	92	20	364	913	55	
16 KERRY,	2,104	5	72	344	1,683	.	4	.	4	35	36	4	.	12	28	7	93	280	14	
17 LIMERICK CO. AND CO. BOROUGH.	2,479	71	33	583	1,792	.	57	3	.	38	22	8	2	8	47	4	139	296	26	
18 TIPPERARY, N.R.,	949	.	.	167	782	.	1	.	.	13	.	6	.	14	8	.	44	93	6	
19 TIPPERARY, S.R.,	1,570	16	61	365	1,128	.	8	2	.	38	2	8	1	10	27	2	86	197	11	
20 WATERFORD CO. AND CO. BOROUGH.	1,557	33	25	334	1,165	.	4	6	2	36	6	.	1	5	52	.	44	226	12	
III.—PROVINCE OF																				
21 ANTRIM,	3,338	53	43	246	2,996	.	4	7	.	70	37	11	.	11	43	5	153	373	53	
22 ARMAGH,	2,491	7	14	343	2,127	.	16	9	4	74	17	10	.	7	29	3	92	270	31	
23 BELFAST CO. BOROUGH,	7,759	350	107	1,284	6,018	.	227	12	2	60	70	34	5	64	200	11	658	987	187	
24 CAVAN,	1,559	7	.	146	1,406	.	6	.	.	49	10	11	1	9	16	3	91	113	7	
25 DONEGAL,	2,765	10	00	101	2,498	.	5	8	.	123	14	2	1	8	35	6	114	283	10	
26 DOWN,	3,786	270	76	211	3,229	.	15	4	2	96	21	21	1	36	32	7	183	392	43	
27 FERMANAGH,	1,982	21	.	107	954	49	17	5	.	8	6	.	57	74	4	
28 LONDONDERRY CO. AND CO. BOROUGH.	2,531	65	37	240	2,189	.	4	2	.	55	18	7	.	2	33	10	100	272	25	
29 MONAGHAN,	1,446	16	10	107	1,263	.	4	1	.	46	33	8	.	1	8	1	50	101	8	
30 TYRONE,	2,767	19	44	244	2,460	.	3	7	.	122	16	12	.	15	19	11	84	235	23	
IV.—PROVINCE OF																				
31 GALWAY,	2,612	20	65	365	2,162	.	8	.	8	67	6	2	1	17	24	14	128	273	14	
32 LEITRIM,	978	4	.	93	881	51	7	1	.	14	3	2	32	79	8	
33 MAYO,	2,561	4	34	228	2,295	.	17	3	6	56	21	15	1	7	11	8	95	294	5	
34 ROSCOMMON,	1,335	5	.	132	1,198	.	4	.	1	32	21	1	.	1	7	2	34	144	8	
35 SLIGO,	1,265	12	77	90	1,086	.	.	.	3	35	4	6	.	6	6	1	29	164	4	

* The grouping in this Summary is for convenience of tabling
† Formerly described as "Simple Continued Fever."

HOSPITALS; (2), in PUBLIC LUNATIC ASYLUMS; (3), in WORKHOUSES; and (4), at their OWN HOMES, &c.; the PROVINCES, COUNTIES, and SUPERINTENDENT REGISTRARS' DISTRICTS in 1907.

DEATH.																		NUMBER OF INQUESTS (as returned by the Registrars).	PROVINCES AND COUNTIES.		
B.*—DISEASES OF SPECIAL ORGANS.														C.*	D.*	E.*—VIOLENT DEATHS.					
Tuberculous Peritonitis and Tubercular Mesenterics.	Other Forms of Tubercu- losis, Scrofula.	Carcinoma, Sarcoma, Cancer, Malignant Disease.	Other General Diseases.	Nervous System.	Heart.	Blood Vessels.	Respiratory System (exclusive of Pneu- monia).	Digestive System.	Urinary System.	Pregnancy and Child- birth.	Other Diseases of Special Organs.	Other Specified Diseases.	Causes ill-defined and not specified.	Accidental.	Homicidal.	Suicidal.	Execution.				
441	1,544	3,338	4,247	4,181	9,157	3,251	9,247	3,803	2,068	342	573	.	14,299	1,690	39	148	.	1,728	IRELAND.		
154	548	1,901	1,248	1,411	2,693	968	2,691	1,086	675	75	164	.	3,314	500	10	35	.	552	PROVINCES.		
93	287	770	599	904	2,111	601	1,891	810	369	76	118	.	3,602	351	10	33	.	309	LEINSTER.		
176	606	1,363	2,143	1,395	3,538	1,452	3,492	1,573	822	143	233	.	4,637	682	13	65	.	790	MUNSTER.		
18	103	304	257	471	815	230	1,170	334	202	48	58	.	2,746	157	6	15	.	77	ULSTER.		
LEINSTER.																					
5	9	15	24	46	90	22	49	33	16	1	3	.	144	14	.	3	.	5	CARLOW.		
15	69	164	157	195	403	156	258	129	89	6	19	.	162	69	1	7	.	92	DUBLIN.		
85	286	297	567	527	767	321	1,117	435	260	26	63	.	397	176	5	8	.	236	DUBLIN CO. BOROUGH.		
10	17	53	57	52	174	45	110	50	31	2	9	.	176	29	.	6	.	40	KILDARE.		
3	16	45	42	81	142	58	204	57	37	7	14	.	374	35	.	2	.	14	KILKENNY.		
2	13	39	36	59	94	33	99	44	23	6	6	.	180	19	.	.	.	17	KING'S.		
1	2	34	35	42	92	23	67	29	15	2	5	.	305	13	.	2	.	10	LONGFORD		
9	23	77	60	61	139	51	131	57	19	1	11	.	242	21	3	2	.	30	LOUTH.		
3	20	51	53	73	187	68	118	46	35	8	4	.	237	29	.	1	.	27	MEATH.		
5	9	46	46	60	87	27	93	37	15	2	6	.	301	16	.	.	.	18	QUEEN'S.		
4	31	46	51	68	119	37	94	50	33	3	7	.	236	13	1	1	.	9	WESTMEATH.		
10	32	85	66	105	231	77	247	82	65	9	8	.	397	44	.	2	.	32	WEXFORD.		
2	21	49	54	42	168	50	107	37	37	2	9	.	163	22	.	1	.	22	WICKLOW.		
MUNSTER.																					
4	25	52	53	75	159	41	216	78	39	12	7	.	446	30	.	4	.	40	CLARE.		
42	124	290	232	334	902	249	669	307	105	30	47	.	1,278	134	3	17	.	133	CORK CO. AND CO. BOROUGH.		
7	21	64	52	140	187	50	264	99	47	10	15	.	573	52	1	5	.	30	KERRY.		
24	44	98	115	155	262	90	301	114	60	7	16	.	489	45	4	5	.	31	LIMERICK CO. AND CO. BOROUGH.		
2	18	49	32	29	148	46	92	54	37	6	4	.	233	14	.	.	.	10	TIPPERARY, N.R.		
3	25	55	46	89	240	59	191	76	37	5	15	.	297	38	1	1	.	20	TIPPERARY S.R.		
11	30	62	69	82	213	66	158	82	44	6	14	.	286	38	1	1	.	45	WATERFORD CO. AND CO. BOROUGH.		
ULSTER.																					
16	71	180	210	153	449	194	326	142	114	15	27	.	574	84	2	14	.	117	ANTRIM.		
23	50	139	135	90	357	122	303	137	70	16	20	.	386	75	2	4	.	75	ARMAGH.		
56	174	278	811	488	795	287	1,066	398	189	33	57	.	423	165	4	15	.	303	BELFAST COUNTY BOROUGH.		
2	22	54	68	68	148	63	218	109	58	7	9	.	304	30	.	2	.	15	CATAN.		
15	44	102	113	103	264	120	316	143	78	18	13	.	504	67	.	6	.	36	DONEGAL.		
15	70	182	420	177	504	236	335	191	97	21	45	.	523	107	.	10	.	109	DOWN.		
8	13	34	47	33	132	46	111	52	30	4	5	.	328	17	.	2	.	9	FERMANAGH.		
22	67	156	141	119	354	136	247	164	70	13	28	.	421	57	3	5	.	63	LONDONDERRY CO. AND CO. BOROUGH.		
6	20	45	60	64	150	37	254	83	40	8	8	.	280	30	.	4	.	16	MONAGHAN.		
14	67	163	132	100	377	142	316	155	76	8	21	.	585	60	2	2	.	47	TYBONE.		
CONNAUGHT.																					
4	27	96	69	192	268	77	334	88	61	11	17	.	731	58	3	8	.	33	GALWAY.		
4	22	37	46	31	86	34	143	58	25	5	10	.	262	17	.	1	.	4	LEITRIM.		
8	19	80	65	122	218	61	352	88	61	26	13	.	863	42	3	1	.	22	MAYO.		
1	12	55	42	37	146	33	197	53	28	3	9	.	444	19	.	1	.	13	ROSCOMMON.		
1	23	36	35	89	97	25	144	47	27	3	9	.	446	21	.	4	.	5	SLIGO.		

merely: it must not be regarded as a classification.

TOTAL NUMBER OF DEATHS.—NUMBER of PERSONS who died (1), in INFIRMARIES and GENERAL and SPECIAL NUMBER of DEATHS from the PRINCIPAL CAUSES; and NUMBER of INQUESTS in IRELAND in SUPERINTENDENT REGISTRARS' DISTRICTS, OR

SUPERINTENDENT REGISTRARS' DISTRICTS OR POOR LAW UNIONS.	TOTAL NUMBER of DEATHS.	NUMBER OF PERSONS WHO DIED.				CAUSES OF													
		In Infir- maries and General and Special Hos- pitals.	In Public Lunatic Asylums.	In Work- houses and Work- house Hos- pitals.	At their own Homes, &c.	A.—GENERAL DISEASES.													
						Small-pox.	Measles.	Scarlet Fever.	Typhus.	Influenza.	Whooping-cough.	Diphtheria.	Pyæmia† (origin un- certain).	Enteric Fever.	Diarrhoeal Diseases.	Furuncul Septic Diseases.	Pneumonia (all forms)	Tuberculous Phthisis and Phthisis.	Tuberculous Meningitis.
ABBEYLEIX,	285	.	.	45	240	5	1	1	.	.	.	2	7	18	.
ANTRIM,	515	.	42	27	446	.	1	2	.	11	12	4	.	2	4	1	18	57	10
ARDEE,	248	.	.	35	213	12	2	.	.	.	1	1	6	15	2
ARMAGH,	936	7	14	78	837	.	9	2	.	29	3	5	.	2	7	.	46	90	7
ATHLONE,	350	.	.	55	295	.	1	.	.	8	.	1	.	3	1	1	16	39	4
ATHY,	383	.	.	113	270	.	.	1	.	11	.	1	1	4	5	.	6	40	1
BAILIEBOROUGH,	261	.	.	29	232	11	.	1	1	.	8	1	12	13	6
BALLINA,	311	.	.	51	257	.	17	.	1	6	6	3	.	.	4	2	9	38	.
BALLINASLOE,	328	.	65	46	217	.	7	.	.	2	.	1	.	3	2	1	21	57	1
BALLINROBE,	287	.	.	34	253	.	.	1	.	12	.	2	.	2	3	.	4	32	.
BALLYCASTLE,	225	.	.	16	209	6	3	.	.	.	4	.	13	17	2
BALLYMAHON,	233	.	.	35	198	.	1	.	.	1	.	.	.	1	.	.	2	20	.
BALLYMENA,	901	2	.	66	833	.	1	1	.	19	4	3	.	.	4	1	51	94	8
BALLYMONEY,	481	.	.	36	445	.	.	1	.	10	1	1	.	2	5	.	22	41	8
BALLYSHANNON,	365	7	.	38	320	17	5	1	.	6	.	.	11	43	2
BALLYVAGHAN,	51	.	.	6	45	1	1	1	8	.
BALROTHERY,	321	.	72	38	211	1	1	.	.	2	2	.	.	.	1	.	21	78	3
BALTINGLASS,	268	.	.	41	227	.	.	.	1	8	2	2	15	20	.
BANBRIDGE,	808	5	.	68	735	.	8	1	.	24	1	5	.	7	4	2	51	79	8
BANDON,	246	.	.	23	223	.	.	.	1	5	3	.	21	38	1
BANTRY,	160	.	.	19	141	.	1	.	.	1	.	.	.	1	2	.	3	21	1
BAWNBOY,	216	.	.	16	200	4	.	2	.	5	.	.	10	19	2
BELFAST,	8,074	389	107	1,284	6,294	.	229	13	2	64	76	34	5	68	213	14	673	1,054	190
BELMULLET,	143	.	.	18	125	.	.	.	2	1	.	1	.	.	1	4	19	1	.
BIRR,	351	.	.	61	290	8	.	.	.	2	16	2	14	37	5
BORRISOKANE,	103	.	.	7	96	1	3	5	1
BOYLE,	430	.	.	51	379	14	7	.	.	.	1	.	11	49	.
CAHERSIVEEN,	243	1	.	27	215	.	4	.	4	6	.	.	.	2	1	.	12	19	1
CALLAN,	238	.	.	55	183	11	1	.	.	.	7	.	2	17	2
CARLOW,	545	10	27	70	438	.	.	1	.	12	.	.	.	3	5	.	32	51	.
CARRICKMACROSS,	311	.	.	23	288	.	2	.	.	4	17	.	.	.	3	.	7	20	.
CARRICK-ON-SHANNON,	209	4	.	18	187	1	.	6	18	.
CARRICK-ON-SUIR,	321	3	.	58	260	9	.	1	.	2	7	.	21	34	3
CASHEL,	332	15	.	65	252	1	.	6	.	3	9	.	13	35	.
CASTLEBAR,	340	4	31	19	283	3	3	4	36	1
CASTLEBLATNEY,	511	.	.	58	453	.	.	3	.	16	8	5	.	1	6	1	24	25	1
CASTLECOMER,	186	.	.	39	147	7	6	.	8	16	.
CASTLEDERG,	188	.	.	15	173	8	3	.	.	.	2	.	7	20	4
CASTLEREAGH,	400	.	.	36	364	10	16	1	.	.	2	2	14	34	.
CASTLETOWN,	119	.	.	13	106	3	.	3	.	3	.	.	6	7	.
CAVAN,	630	7	.	65	558	.	6	.	.	11	9	4	.	4	3	1	35	49	1
CELBRIDGE,	223	.	.	39	184	.	1	.	.	4	1	.	13	20	1
CLAREMORRIS,	346	.	.	21	325	2	1	1	20	29	1
CLIFDEN,	250	.	.	25	225	4	.	.	.	3	1	3	8	25	1
CLOGHEEN,	240	.	.	61	179	.	.	1	.	1	1	2	26	28	3
CLOGHER,	303	.	.	19	284	.	.	4	.	9	.	3	.	4	2	2	10	18	6
CLONAKILTY,	276	.	.	35	241	10	2	10	31	2
CLONES,	251	.	.	30	221	8	4	2	11	17	3

* The grouping in this summary is for convenience of tabling
† Formerly described as "Simple Continued Fever."

HOSPITALS; (2), in PUBLIC LUNATIC ASYLUMS; (3), in WORKHOUSES; and (4), at their OWN HOMES, &c.; the PROVINCES, COUNTIES, and SUPERINTENDENT REGISTRARS' DISTRICTS in 1907—continued.

POOR LAW UNIONS ARRANGED ALPHABETICALLY.

DEATH																	NUMBER OF INQUESTS (as returned by the Registrars).	SUPERINTENDENT REGISTRARS' DISTRICTS OR POOR LAW UNIONS.	
Tuberculous Peritonitis and Tabes Mesenterica.	Other Forms of Tubercu- culosis, Scrofula.	Carcinoma, Sarcoma, Cancer, Malignant Disease.	Other General Diseases.	B.—DISEASES OF SPECIAL ORGANS.								C.*	D.*	E.—VIOLENT DEATHS.					
				Nervous System.	Heart.	Blood Vessels.	Respiratory System (exclusive of Pneu- monia).	Digestive System.	Urinary System.	Pregnancy and Child- birth.	Other Diseases of Special Organs.			Other Specified Diseases.	Causes ill-defined and not specified.	Accidental.	Homicidal.	Suicidal.	Execution.
4	1	20	13	9	30	11	33	14	4	.	2	.	107	3	.	.	.	3	ABBEYLEIX.
3	11	24	37	38	53	36	51	21	14	5	2	.	87	6	.	5	.	22	ANTRIM.
.	1	18	8	8	33	9	31	7	9	1	4	.	74	5	.	1	.	7	ARDEE.
7	15	44	48	36	168	52	107	47	26	3	10	.	146	25	2	.	.	20	ARMAGH.
1	10	22	11	22	44	10	38	13	9	1	3	.	91	1	.	.	.	2	ATHLONE.
5	.	19	20	19	63	9	39	12	10	.	2	.	108	7	.	.	.	12	ATHY.
1	2	5	14	15	26	7	43	26	8	.	4	.	54	3	.	.	.	2	BAILIEBOROUGH.
1	1	5	17	12	20	4	48	7	7	2	2	.	90	9	.	.	.	2	BALLINA.
1	2	14	8	20	39	12	29	10	9	2	6	.	75	3	.	3	.	5	BALLINASLOE.
.	1	9	6	12	14	3	53	9	3	4	2	.	110	4	1	.	.	3	BALLINROBE.
1	2	6	12	14	41	12	20	11	5	.	3	.	38	10	2	3	.	15	BALLYCASTLE.
.	.	10	12	10	29	7	15	8	2	2	.	.	108	5	.	.	.	7	BALLYMAHON.
2	17	41	51	33	120	61	72	39	34	1	8	.	209	21	.	.	.	16	BALLYMENA.
3	6	48	32	18	53	38	31	25	12	.	5	.	102	15	.	2	.	14	BALLYMONEY.
.	5	16	9	1	39	22	24	13	11	3	2	.	125	8	.	2	.	3	BALLYSHANNON.
.	2	3	3	2	1	1	14	2	.	.	1	.	10	1	.	.	.	2	BALLYVAGHAN.
3	2	10	10	20	56	14	36	15	8	.	.	.	31	7	.	.	.	7	BALROTHERY.
1	2	9	15	6	47	15	26	11	15	2	4	.	64	3	.	.	.	2	BALTINGLASS.
5	14	41	47	39	118	57	92	38	19	7	10	.	107	21	.	3	.	29	BANBRIDGE.
4	.	8	4	10	29	11	25	7	4	1	2	.	60	12	.	.	.	6	BANDON.
.	3	4	5	9	20	3	13	10	4	2	2	.	46	6	1	2	.	5	BANTRY.
.	10	5	9	9	17	8	45	11	6	.	3	.	49	2	BAWNBOY.
57	190	290	829	500	834	298	1,085	409	207	37	59	.	443	172	4	15	.	316	BELFAST.
.	1	1	2	11	12	4	23	2	4	1	1	.	47	2	BELMULLET.
1	1	14	22	25	40	12	51	24	13	3	3	.	46	12	.	.	.	11	BIRR.
.	.	3	5	6	10	4	15	6	3	1	.	.	40	BORRISOKANE.
.	2	6	13	11	47	3	51	13	8	.	2	.	186	5	.	1	.	2	BOYLE.
.	.	7	4	16	30	4	38	11	5	1	.	.	64	13	.	1	.	2	CAHERSIVERN.
.	5	11	6	12	28	7	29	16	8	.	3	.	71	2	.	.	.	1	CALLAN.
4	9	13	24	43	82	19	42	28	14	2	2	.	137	16	.	3	.	7	CARLOW.
2	4	8	10	4	18	16	61	16	9	3	3	.	93	11	.	.	.	5	CARRICKMACROSS.
1	3	10	9	7	36	6	32	7	7	1	1	.	60	4	.	.	.	1	CARRICK-ON-SHANNON.
.	4	20	22	17	44	7	31	8	13	.	3	.	67	6	.	2	.	6	CARRICK-ON-SUIR.
.	4	9	13	11	72	15	28	27	10	.	3	.	61	10	1	1	.	5	CASHEL.
3	1	9	14	26	53	8	62	14	8	1	.	.	85	8	.	1	.	7	CASTLEBAR.
4	12	16	28	28	58	23	78	31	13	4	5	.	96	11	.	1	.	9	CASTLEBLAYNEY.
.	2	8	3	8	23	5	41	7	6	2	.	.	37	7	.	.	.	3	CASTLECOMER.
1	5	4	4	3	25	3	22	2	2	.	1	.	61	8	.	.	.	2	CASTLEDERG.
.	3	17	10	9	40	15	85	14	7	1	3	.	110	7	.	.	.	6	CASTLEREAGH.
.	4	2	7	6	8	3	20	5	1	2	2	.	34	2	.	1	.	.	OASTLETOWN.
.	13	21	26	29	66	32	85	32	24	5	1	.	165	6	.	2	.	8	CAVAN.
1	5	12	16	13	36	10	32	9	8	1	2	.	28	7	.	3	.	10	CELBRIDGE.
2	6	11	4	13	44	11	48	16	12	6	1	.	115	3	.	.	.	2	CLAREMORRIS.
.	1	2	4	15	10	3	72	9	1	1	1	.	73	13	.	.	.	2	CLIFDEN.
.	1	5	5	9	38	15	40	8	2	3	4	.	39	9	.	.	.	2	CLOGHEEN.
2	2	22	20	7	50	10	31	20	11	.	.	.	66	4	.	.	.	3	CLOGHER.
2	3	12	10	10	27	8	41	13	1	4	4	.	80	4	1	1	.	8	CLONAKILTY.
.	2	9	14	13	33	14	34	17	3	.	.	.	62	2	.	3	.	5	CLONES.

merely: it must not be regarded as a classification.

TOTAL NUMBER OF DEATHS.—NUMBER OF PERSONS who died (1), in INFIRMARIES and GENERAL and SPECIAL
NUMBER OF DEATHS from the PRINCIPAL CAUSES; and NUMBER of INQUESTS in

IRELAND in
SUPERINTENDENT REGISTRARS' DISTRICTS, OR

SUPERINTENDENT REGISTRARS' DISTRICTS OR POOR LAW UNIONS.	TOTAL NUMBER of DEATHS.	NUMBER OF PERSONS WHO DIED.				CAUSES OF													
		In Infir- maries and General and Special Hos- pitals.	In Public Lunatic Asylums.	In Work- houses and Work- house Hos- pitals.	At their own Homes, &c.	A.—GENERAL DISEASES.													
						Small-pox.	Measles.	Scarlet Fever.	Typhus.	Influenza.	Whooping-cough.	Diphtheria.	Pyæmia (origina un- certain).	Enteric Fever.	Typhoidal Diseases.	Puerperal Septic Diseases.	Pneumonia (all forms)	Tuberculous Phthisis and Pilitis.	Tuberculous Meningitis.
CLONMEL,	351	1	61	88	201	.	2	1	.	4	.	.	1	2	8	.	12	66	2
COLERAINE,	515	2	.	36	477	.	.	1	.	13	8	2	.	2	1	17	46	6	
COOKSTOWN,	430	.	.	27	403	.	1	1	.	15	5	2	.	1	1	22	30	2	
COOTEHILL,	402	.	.	36	366	19	1	.	.	3	.	30	27	1	
CORK,	2,623	277	120	564	1,662	.	1	5	9	24	74	11	2	16	62	8	148	449	30
CORROFIN,	66	.	.	18	48	1	.	.	.	2	.	3	11	2	
CROOM,	185	.	.	49	136	10	.	.	.	3	.	4	23	1	
DELVIN,	118	.	.	8	110	3	.	.	.	1	.	9	10	.	
DINGLE,	204	.	.	28	176	3	1	.	2	3	3	5	25	.	
DONEGAL,	343	.	.	25	318	.	1	1	.	15	8	.	.	1	1	19	30	2	
DOWNPATRICK,	772	24	76	64	608	.	1	.	.	33	5	.	1	1	12	1	29	84	14
DROGHEDA,	429	.	.	78	351	.	.	1	1	15	.	.	2	1	.	18	50	2	
DROMORE, WEST,	155	.	.	13	142	1	.	2	.	.	1	4	27	.	
DUBLIN, NORTH,	4,012	569	165	826	2,452	.	48	3	1	56	76	20	2	15	103	6	360	474	70
DUBLIN, SOUTH,	5,366	1,291	12	974	3,089	.	75	12	7	50	153	29	1	26	105	8	399	721	137
DUNDALK,	592	12	.	92	488	.	14	.	.	11	.	2	.	1	6	3	21	62	6
DUNFANAGHY,	255	.	.	12	243	.	.	3	.	12	.	.	.	1	3	18	18	.	
DUNGANNON,	644	.	.	59	585	46	5	3	.	3	5	1	24	45	2
DUNGARVAN,	270	.	.	51	219	4	1	.	.	6	.	13	32	1	
DUNMANWAY,	195	.	.	28	167	4	2	5	.	1	1	.	7	16	1
DUNSHAUGHLIN,	124	.	.	21	103	1	9	17	.
EDENDERRY,	242	.	.	27	215	2	1	1	.	1	1	.	11	38	3
ENNIS,	335	10	33	81	211	2	5	1	.	3	1	1	12	46	7
ENNISCORTHY,	538	.	36	60	442	.	1	5	.	15	5	1	2	.	5	.	16	64	7
ENNISKILLEN,	512	21	.	55	436	28	2	4	.	6	5	.	23	50	2
ENNISTIMON,	238	.	.	43	195	2	11	.	.	1	2	.	5	24	.
FERMOY,	334	3	.	48	283	6	3	.	.	1	3	18	43	6	
GALWAY,	595	20	.	109	466	.	.	.	2	17	1	6	.	6	6	2	40	49	4
GLENNAMADDY,	207	.	.	17	190	.	1	.	1	2	.	.	.	3	1	13	20	.	
GLENTIES,	417	.	.	36	381	.	1	.	.	8	.	.	.	1	2	1	33	32	4
GOREY,	288	.	.	45	243	11	7	1	.	1	1	.	7	32	1
GORT,	169	.	.	32	137	3	4	.	.	3	.	6	19	.	
GRANARD,	414	.	.	55	359	12	.	.	1	.	1	17	30	1	
INISHOWEN,	428	.	.	23	405	.	.	1	.	20	2	.	.	5	.	8	49	2	
IRVINESTOWN,	236	.	.	19	217	12	3	1	.	1	.	5	13	.	
KANTURK,	321	.	.	74	247	28	1	.	.	4	2	1	6	28	2
KELLS,	250	.	.	53	197	7	1	.	.	.	1	25	28	.	
KENMARE,	148	.	.	19	129	1	.	10	14	3	
KILKEEL,	262	.	.	24	238	8	1	1	.	1	1	.	7	26	1
KILKENNY,	449	16	37	76	320	15	10	.	.	8	.	15	44	.	
KILLADYSERT,	112	.	.	24	88	1	2	.	1	1	.	2	18	.	
KILLALA,	77	.	.	6	71	.	.	.	3	.	.	.	1	1	.	3	5	1	
KILLARNEY,	510	.	72	81	357	16	1	4	.	6	1	24	94	3	
KILMACTHOMAS,	98	.	.	30	68	2	1	.	2	13	.

HOSPITALS; (2), in PUBLIC LUNATIC ASYLUMS; (3), in WORKHOUSES; and (4), at their OWN HOMES, &c.; the PROVINCES, COUNTIES, and SUPERINTENDENT REGISTRARS' DISTRICTS in 1907—continued.

POOR LAW UNIONS ARRANGED ALPHABETICALLY.

DEATH														NUMBER OF INQUESTS (as returned by the Registrar.)	SUPERINTENDENT REGISTRARS' DISTRICTS OR POOR LAW UNIONS.				
Tuberculous Peritonitis and Tabes Mesenterica.	Other Forms of Tuberculosis, Scrofula.	Carcinoma, Sarcoma, Cancer, Malignant Disease.	Other General Diseases.	B.—DISEASES OF SPECIAL ORGANS.							C.	D.	E.—VIOLENT DEATHS.						
				Nervous System.	Heart.	Blood Vessels.	Respiratory System (exclusive of Pneumonia).	Digestive System.	Urinary System.	Pregnancy and Child-birth.			Other Diseases of Special Organs.	Other Specified Diseases.	Causes ill-defined and not specified.	Accidental.	Homicidal.	Suicidal.	Execution.
.	8	8	10	30	40	9	45	24	2	1	3	.	67	6	.	.	.	4	CLONMEL.
1	9	35	38	17	90	33	38	34	8	3	4	.	95	12	2	.	.	10	COLERAINE.
1	4	25	29	12	89	26	32	24	10	1	6	.	83	6	.	2	.	8	COOKSTOWN.
.	6	18	22	16	41	20	60	34	14	2	3	.	79	5	.	1	.	2	COOTEHILL.
20	71	136	113	175	417	100	240	132	41	4	22	.	252	55	1	5	.	80	CORK.
.	1	4	8	2	8	3	4	1	16	CORROFIN.
1	3	7	9	16	17	7	22	9	5	1	1	.	43	3	CROOM.
.	1	5	3	8	15	3	15	3	3	.	.	.	38	1	DELVIN.
2	3	8	5	21	13	8	32	10	6	2	5	.	40	5	1	1	.	3	DINGLE.
2	6	15	9	15	30	20	39	12	12	5	.	.	95	4	.	1	.	3	DONEGAL.
4	15	47	49	46	118	46	56	30	22	5	9	.	122	20	.	2	.	16	DOWNPATRICK.
1	12	15	15	33	46	18	52	16	5	1	1	.	115	7	1	1	.	6	DROGHEDA.
.	4	6	3	8	13	4	22	5	4	.	.	.	49	2	DROMORE, WEST.
50	122	152	285	341	405	161	502	257	112	12	37	.	231	102	3	3	.	145	DUBLIN, NORTH.
46	222	236	394	297	568	242	759	248	195	16	42	.	251	116	3	8	.	146	DUBLIN, SOUTH.
8	13	47	43	26	76	31	64	38	8	.	6	.	91	13	2	.	.	18	DUNDALK.
6	2	12	14	10	15	6	23	16	2	1	.	.	86	7	DUNFANAGHY.
7	11	35	32	17	81	47	91	35	22	2	4	.	111	15	.	.	.	5	DUNGANNON.
2	6	16	9	15	35	8	24	10	8	.	2	.	66	11	1	.	.	5	DUNGARVAN.
1	4	7	3	5	21	4	27	12	4	1	3	.	61	5	.	.	.	5	DUNMANWAY.
.	3	4	5	1	27	4	11	4	4	2	.	.	26	6	.	.	.	7	DUNSHAUGHLIN.
2	4	18	9	17	34	14	22	10	4	.	1	.	46	3	.	.	.	2	EDENDERRY.
.	13	9	9	24	22	13	49	19	9	1	.	.	77	10	.	2	.	14	ENNIS.
4	4	18	12	38	53	23	60	22	16	2	3	.	150	12	.	.	.	6	ENNISCORTHY.
5	3	17	22	21	62	18	50	35	14	3	2	.	132	8	.	.	.	3	ENNISKILLEN.
.	3	9	8	12	15	4	48	9	2	1	1	.	72	8	.	1	.	7	ENNISTIMON.
.	8	17	16	12	38	15	19	22	5	1	1	.	90	8	.	2	.	6	FERMOY.
1	10	23	16	63	63	18	63	13	14	2	4	.	153	18	1	.	.	8	GALWAY.
.	4	6	5	16	31	6	22	14	3	.	1	.	54	2	1	1	.	5	GLENNAMADDY.
2	6	14	15	9	47	12	52	18	11	2	2	.	139	5	.	1	.	3	GLENTIES.
1	3	16	19	12	33	15	26	15	14	2	1	.	61	9	.	.	.	4	GOREY.
1	1	11	5	8	17	2	26	5	5	.	.	.	51	1	.	1	.	1	GORT.
.	2	17	26	18	39	14	37	20	10	1	1	.	158	8	.	1	.	3	GRANARD.
1	12	20	26	17	37	26	40	22	16	2	1	.	109	12	.	.	.	5	INISHOWEN.
2	6	15	5	6	28	11	38	10	11	1	.	.	67	1	.	.	.	1	IRVINESTOWN.
4	1	18	7	8	57	14	40	9	7	.	.	.	79	5	.	.	.	2	KANTURK.
.	5	10	10	18	31	15	25	10	9	2	1	.	43	8	.	1	.	7	KELLS.
.	2	5	2	8	8	3	15	6	4	1	.	.	60	5	.	.	.	2	KENMARE.
1	7	19	9	6	36	19	22	19	6	1	3	.	62	6	.	.	.	4	KILKEEL.
1	4	16	10	35	45	28	85	14	12	4	7	.	90	6	.	.	.	3	KILKENNY.
.	3	5	4	6	10	1	13	9	6	3	1	.	24	2	.	.	.	2	KILLADYSERT.
1	1	4	2	5	4	3	6	1	1	4	.	.	29	2	KILLALA.
1	6	13	18	56	48	9	52	27	10	2	7	.	98	13	.	1	.	12	KILLARNEY.
.	2	2	4	2	9	2	8	1	.	1	2	.	45	2	.	.	.	1	KILMACTHOMAS.

TOTAL NUMBER OF DEATHS.—NUMBER of PERSONS who died (1), in INFIRMARIES and GENERAL and SPECIAL NUMBER of DEATHS from the PRINCIPAL CAUSES; and NUMBER of INQUESTS in IRELAND in SUPERINTENDENT REGISTRARS' DISTRICTS, OR

SUPERINTENDENT REGISTRARS' DISTRICTS OR POOR LAW UNIONS.	TOTAL NUMBER of DEATHS.	NUMBER OF PERSONS WHO DIED.				CAUSES OF													
		In Infirmaries and General and Special Hospitals.	In Public Lunatic Asylums.	In Work-houses and Work-house Hospitals.	At their own Homes, &c.	A.—GENERAL DISEASES.													
						Small-pox.	Measles.	Scarlet Fever.	Typhus.	Influenza.	Whooping-cough.	Diphtheria.	Pyrexia (origin uncertain).	Enteric Fever.	Diarrhoeal Diseases.	Putreferal Septic Diseases.	Pneumonia (all forms).	Tubercular Phthisis and Pleurisy.	Tuberculous Meningitis.
KILMALLOCK,	388	.	.	100	288	.	11	.	.	12	.	1	1	.	2	1	34	38	7
KILRUSH,	397	.	.	51	346	.	.	.	1	6	14	.	.	.	6	1	21	33	1
KINSALE,	252	1	.	40	211	4	1	15	40	1	
LARNE,	519	1	.	35	483	.	.	2	.	3	4	1	.	1	7	1	2	70	11
LETTERKENNY,	262	1	60	21	180	.	.	2	.	20	.	.	1	.	13	.	6	30	.
LIMAVADY,	358	.	.	34	304	6	.	2	.	.	4	4	10	29	3
LIMERICK,	1,223	71	33	330	789	.	42	3	.	7	13	8	1	8	17	2	73	155	9
LISBURN,	1,029	242	1	66	720	.	.	2	1	23	10	11	.	21	10	3	39	68	13
LISMORE,	179	.	.	30	149	.	.	.	2	6	.	.	1	.	2	.	3	21	1
LISNASKEA,	278	.	.	33	245	14	10	1	.	2	1	.	22	14	1
LISTOWEL,	572	.	.	82	490	4	34	.	.	2	3	2	30	77	2
LONDONDERRY,	1,119	63	37	106	913	.	4	2	.	8	8	2	.	1	26	2	38	152	10
LONGFORD,	304	1	.	38	265	5	1	.	.	.	2	.	11	25	.
LOUGHREA,	227	.	.	36	191	.	.	.	1	8	1	.	1	1	3	1	15	17	3
LURGAN,	1,016	.	.	160	856	.	3	5	.	35	12	3	.	3	12	1	33	142	24
MACROOM,	275	.	.	40	235	6	5	2	.	.	1	1	14	31	3
MAGHERAFELT,	694	.	.	64	630	28	2	1	.	1	2	3	38	65	6
MALLOW,	339	.	.	69	270	6	2	.	.	.	8	4	36	43	1
MANORHAMILTON,	323	.	.	33	290	6	5	1	.	13	2	2	17	23	5
MIDDLETON,	302	.	.	80	222	.	.	.	1	1	2	.	.	1	2	.	15	42	5
MILLFORD,	351	.	.	19	315	.	3	.	.	12	1	1	.	2	5	1	11	37	.
MILLSTREET,	137	.	.	25	112	6	2	1	5	17	.
MITCHELSTOWN,	246	.	.	44	202	.	3	.	.	2	1	.	.	1	3	1	14	18	4
MOHILL,	294	.	.	42	252	35	1	6	22	.
MONAGHAN,	512	.	46	26	470	.	2	.	.	21	5	1	.	.	3	1	20	50	2
MOUNT BELLEW,	199	.	.	15	184	1	.	.	.	2	.	1	9	18	3
MOUNTMELICK,	464	13	69	45	337	11	.	.	.	2	6	3	25	60	1
MULLINGAR,	491	12	61	70	318	8	.	1	.	4	1	1	26	49	6
NAAS,	547	20	.	84	413	.	1	.	.	8	8	1	.	3	3	1	34	66	12
NAVAN,	276	13	.	63	200	3	1	1	.	.	.	1	15	35	3
NENAGH,	329	.	.	55	274	.	1	.	.	8	.	2	.	6	5	.	23	43	.
NEWCASTLE,	331	.	.	54	277	.	2	.	.	5	6	.	.	.	10	.	4	39	2
NEW ROSS,	511	4	.	72	465	.	6	.	.	11	.	4	.	3	4	1	12	67	4
NEWRY,	951	8	.	105	818	.	7	1	5	14	8	7	.	7	10	2	31	99	8
NEWTOWARDS,	739	2	.	55	682	.	3	.	.	18	5	1	.	3	7	2	44	91	10
OLDCASTLE,	254	.	.	24	230	10	.	3	.	2	1	1	17	23	.
OMAGH,	726	19	44	66	597	.	2	2	.	28	1	2	.	6	4	4	11	66	6
OUGHTERARD,	187	.	.	20	167	.	.	.	3	17	1	2	5	22	.
PORTUMNA,	109	.	.	16	93	4	11	.
RATHDOWN,	974	51	1	111	811	.	37	5	1	20	16	5	1	2	14	2	90	98	13
RATHDRUM,	458	20	.	64	374	.	1	1	.	18	11	1	.	.	1	.	23	63	3
RATHKEALE,	240	.	.	50	190	.	2	.	.	1	1	.	.	.	8	1	19	23	2
ROSCOMMON,	223	5	.	26	192	.	3	.	1	12	1	.	.	.	4	.	4	28	1
ROSCREA,	227	.	.	35	192	3	2	.	2	22	1
SCARBIFF,	145	.	.	20	125	.	1	.	.	.	1	3	.	.	4	1	4	15	1

HOSPITALS; (2), in PUBLIC LUNATIC ASYLUMS; (3), in WORKHOUSES; and (4), at their OWN HOMES, &c.; the PROVINCES, COUNTIES, and SUPERINTENDENT REGISTRARS' DISTRICTS in 1907—continued.

POOR LAW UNIONS ARRANGED ALPHABETICALLY.

DEATH.															NUMBER OF INQUERERS (as returned by the Registrar.)	SUPERINTENDENT REGISTRARS' DISTRICTS OR POOR LAW UNIONS.			
Tuberculous Pleuritis and Tuberculosis.	Other Forms of Tuberculosis, Scrofula.	Carcinoma, Sarcoma, Cancer, Malignant Disease.	Other General Diseases.	B.*—DISEASES OF SPECIAL ORGANS.								C.* Other Specified Diseases.	D.* Causes ill-defined and not Specified.	E.*—VIOLENT DEATHS.					
				Nervous System.	Heart.	Blood Vessels.	Respiratory System (exclusive of Pneumonia).	Digestive System.	Urinary System.	Pregnancy and Child- birth.	Other Diseases of Special Organs.			Accidental.	Homicidal.	Suicidal.	Execution.		
11	5	14	14	21	32	13	43	26	6	2	4	.	80	9	1	.	.	6	KILMALLOCK.
3	1	9	8	14	44	10	41	22	11	1	1	.	138	7	.	1	.	12	KILRUSH.
2	3	12	6	16	27	11	29	16	3	.	.	.	57	9	.	.	.	3	KINSALE.
5	14	25	36	18	81	17	55	24	23	4	6	.	71	15	.	.	.	11	LARNE.
2	5	11	12	11	24	11	42	20	4	1	1	.	39	5	.	2	.	9	LETTERKENNY.
2	5	21	17	12	56	18	38	25	7	1	6	.	61	7	.	1	.	6	LIMAVADY.
9	32	47	53	90	147	41	153	50	30	3	5	.	198	20	3	4	.	21	LIMERICK.
2	16	44	254	36	117	44	103	42	21	6	5	.	140	25	.	3	.	34	LISBURN.
1	2	7	9	11	24	8	9	4	7	.	1	.	57	3	LISMORE.
2	2	5	17	7	31	11	29	10	4	.	3	.	87	5	.	.	.	2	LISNASKEA.
4	.	16	4	15	51	16	58	31	10	3	1	.	200	8	.	1	.	5	LISTOWEL.
17	44	60	50	75	126	51	133	75	39	5	15	.	150	22	1	3	.	33	LONDONDERMY.
1	1	13	4	19	48	9	34	15	6	.	4	.	101	4	.	1	.	3	LONGFORD.
1	2	7	5	19	32	12	22	7	9	.	.	.	51	5	.	1	.	2	LOUGHREA.
11	19	51	64	42	122	51	131	56	31	5	11	.	113	34	.	2	.	32	LURGAN.
2	3	13	13	5	29	19	16	13	5	1	3	.	86	1	.	.	.	3	MACROOM.
3	12	44	41	19	101	39	60	36	19	4	6	.	144	18	.	2	.	16	MAGHERAFELT.
1	1	15	10	17	45	11	63	22	5	3	3	.	39	3	.	1	.	1	MALLOW.
2	4	15	12	7	18	8	37	24	4	1	3	.	106	8	.	.	.	3	MANORHAMILTON.
.	8	12	11	14	61	14	12	9	8	1	1	.	75	6	.	1	.	6	MIDDLETON.
.	6	19	8	18	33	25	42	14	10	5	3	.	70	7	.	1	.	3	MILLFORD.
1	.	3	5	9	14	8	21	4	5	1	1	.	30	4	MILLSTREET.
.	7	11	3	17	21	8	35	11	5	1	1	.	72	4	.	.	.	1	MITCHELSTOWN.
1	3	6	20	11	20	12	42	21	11	2	4	.	73	4	MOHILL.
1	13	17	19	18	65	37	91	30	16	1	.	.	118	10	.	1	.	5	MONAGHAN.
.	2	7	5	12	18	6	30	8	5	3	1	.	67	1	.	.	.	3	MOUNT BELLEW.
.	8	23	20	46	35	13	44	23	9	1	4	.	121	9	.	.	.	10	MOUNTMELICK.
3	21	25	33	36	53	20	48	25	18	1	5	.	96	9	1	1	.	5	MULLINGAR.
4	10	23	28	25	80	28	59	36	14	.	6	.	77	16	.	4	.	22	NAAS.
2	5	13	16	29	19	19	26	13	7	1	3	.	28	6	.	.	.	5	NAVAN.
1	5	13	13	12	66	11	30	16	8	2	1	.	60	3	.	.	.	1	NENAGH.
1	2	14	13	11	29	9	36	12	12	2	1	.	116	1	.	1	.	1	NEWCASTLE.
.	6	26	18	34	62	20	88	26	16	3	1	.	116	13	.	.	.	10	NEW ROSS.
5	17	54	43	35	139	51	107	52	28	9	9	.	150	30	.	3	.	38	NEWRY.
2	17	33	55	45	87	51	68	43	22	1	8	.	93	25	.	5	.	32	NEWTOWNARDS.
.	3	10	8	9	26	4	18	14	11	.	1	.	88	5	.	.	.	3	OLDCASTLE.
1	30	42	27	39	73	32	90	48	21	3	8	.	160	18	2	.	.	24	OMAGH.
.	1	4	2	12	15	6	20	8	2	3	.	.	58	5	.	1	.	2	OUGHTERARD.
.	2	6	4	5	15	6	14	2	6	.	2	.	28	3	1	.	.	4	PORTUMNA.
1	9	68	41	76	166	58	84	46	41	4	5	.	45	20	.	3	.	30	RATHDOWN.
2	17	22	20	17	69	22	54	19	13	.	2	.	63	15	.	1	.	16	RATHDRUM.
2	2	10	18	12	24	8	29	12	3	.	4	.	52	7	.	.	.	2	RATHEALE.
.	2	8	8	5	26	8	19	10	10	1	1	.	68	3	.	.	.	1	ROSCOMMON.
1	3	13	7	5	34	8	15	13	8	1	1	.	84	4	.	.	.	2	ROSCREA.
.	1	2	4	4	34	4	23	3	4	3	3	.	29	1	.	.	.	1	SCARRIFF.

TOTAL NUMBER OF DEATHS.—NUMBER of PERSONS who died (1), in INFIRMARIES and GENERAL and SPECIAL NUMBER of DEATHS from the PRINCIPAL CAUSES; and NUMBER of INQUESTS in IRELAND in SUPERINTENDENT REGISTRARS' DISTRICTS, OR

SUPERINTENDENT REGISTRARS' DISTRICTS OR POOR LAW UNIONS.	TOTAL NUMBER of DEATHS.	NUMBER OF PERSONS WHO DIED.				CAUSES OF													
		In Infirmaries and General and Special Hospitals.	In Public Lunatic Asylums.	In Workhouses and Workhouse Hospitals.	At their own Homes, &c.	A.—GENERAL DISEASES.													
						Small-pox.	Measles.	Scarlet Fever.	Typhus.	Influenza.	Whooping-cough.	Diphtheria.	Pyæmia (origin uncertain).	Enteric Fever.	Diarrhoeal Diseases.	Pterperia Septic Diseases.	Pneumonia (all forms).	Tuberculous Phthisis and Phthisis.	Tuberculous Meningitis.
SHILLELAGH,	137	.	.	11	126	12	.	1	.	.	2	1	1	7	1
SKIBBEREEN,	337	.	.	37	300	1	1	2	.	.	4	.	31	38	.
SKULL,	138	.	.	13	125	.	.	.	1	1	.	1	5	20	.
SLIGO,	671	12	77	53	529	.	.	.	3	18	.	.	.	5	6	.	18	87	4
STRABANE,	573	8	.	58	507	15	1	2	.	1	10	3	12	70	4
STRANORLAR,	253	.	.	17	236	22	1	.	.	.	3	.	9	25	2
STROKESTOWN,	245	.	.	19	226	6	1	33	7
SWINEFORD,	614	.	.	32	582	.	.	1	.	14	9	1	.	3	3	2	33	75	1
THOMASTOWN,	230	.	.	33	197	26	2	.	4	21	1
THURLES,	375	.	.	70	305	1	.	4	.	8	3	.	16	32	3
TIPPERARY,	507	.	.	93	414	.	9	.	.	18	2	1	.	2	3	.	28	50	2
TOBERCURRY,	260	.	.	24	236	3	1	4	.	1	.	.	3	30	.
TRALEE,	514	4	.	107	403	8	2	.	.	5	17	1	15	68	7
TRIM,	260	.	.	51	209	.	1	.	.	1	5	2	.	.	1	.	20	19	1
TUAM,	378	.	.	49	329	.	.	.	1	9	.	1	.	2	5	3	14	38	2
TULLA,	124	.	.	25	99	.	1	.	.	1	.	1	1	.	.	.	7	10	1
TULLAMORE,	353	2	.	86	265	22	.	.	.	1	5	2	19	45	1
URLINGFORD,	141	.	.	12	129	5	1	1	.	1	.	.	5	8	.
WATERFORD,	974	30	25	223	696	.	4	6	.	28	5	.	.	2	46	1	26	166	8
WESTPORT,	443	.	.	44	399	.	.	1	.	18	2	7	1	1	.	3	18	60	.
WEXFORD,	575	9	.	59	507	.	.	1	.	18	.	1	.	.	4	1	19	55	11
YOUGHAL,	279	.	40	62	177	3	1	.	.	3	1	.	10	39	3

HOSPITALS; (2), in PUBLIC LUNATIC ASYLUMS; (3), in WORKHOUSES; and (4), at their OWN HOMES, &c.; the PROVINCES, COUNTIES, and SUPERINTENDENT REGISTRARS' DISTRICTS in 1907—continued.

POOR LAW UNIONS ARRANGED ALPHABETICALLY.

DEATH.															NUMBER OF INQUESTS (as returned by the Registrars).	SUPERINTENDENT REGISTRARS' DISTRICTS OR POOR LAW UNIONS.				
Tuberculous Peritonitis and Tuberc. Mesenterica.	Other Forms of Tubercu- losis, Scrofula.	Carcinoma, Sarcoma, Cancer, Malignant Disease.	Other General Diseases.	B.—DISEASES OF SPECIAL ORGANS.										D.			E.—VIOLENT DEATHS.			
				Nervous System.	Heart.	Blood Vessels.	Respiratory System (exclusive of Pneu- monia).	Digestive System.	Urinary System.	Pregnancy and Child- birth.	Other Diseases of Special Organs.	Other Specified Diseases.	Causes ill-defined and not Specified.				Accidental.	Homicidal.	Suicidal.	Execution.
.	1	9	7	4	30	8	8	.	2	1	2	.	38	2	.	.	.	1	SHILLELAGH.	
1	3	7	3	2	21	8	47	7	5	2	.	.	143	6	.	2	.	3	SKIBBEREEN.	
1	.	8	13	7	14	3	6	3	1	4	1	.	45	2	.	2	.	4	SKULL.	
1	16	25	22	69	53	14	72	28	17	2	7	.	191	12	.	1	.	2	SLIGO.	
2	17	43	27	33	67	29	57	30	11	3	3	.	115	18	.	.	.	10	STRABANE.	
1	1	15	11	8	20	14	30	20	9	.	.	.	51	11	.	.	.	4	STRANORLAR.	
1	2	12	9	11	25	7	41	12	5	.	2	.	68	3	.	.	.	2	STROKESTOWN.	
.	5	21	10	21	39	16	71	20	15	4	3	.	237	10	.	.	.	3	SWINFORD.	
.	4	8	13	10	17	10	19	10	8	.	.	.	71	6	.	.	.	2	THOMASTOWN.	
1	11	25	8	8	49	25	34	22	19	2	2	.	94	8	.	.	.	8	THURLES.	
2	7	24	14	31	71	22	67	14	12	2	4	.	111	11	.	.	.	8	TIPPERARY.	
.	3	5	7	8	16	5	26	8	.	1	1	.	130	5	.	3	.	2	TOBERCURRY	
1	10	18	19	25	44	17	78	16	16	1	2	.	134	9	.	1	.	7	TRALEE.	
.	4	9	11	16	47	18	26	7	7	2	.	.	59	4	.	.	.	5	TRIM.	
.	3	18	16	21	32	7	39	13	10	1	3	.	132	7	.	1	.	4	TUAM.	
1	.	9	8	7	11	4	12	12	6	1	.	.	30	1	.	.	.	1	TULLA.	
.	10	11	13	20	30	14	41	12	11	3	1	.	86	6	.	.	.	6	TULLAMORE.	
1	.	1	5	4	20	5	11	5	1	1	3	.	60	3	URLINGFORD.	
9	19	27	39	60	135	44	111	63	29	5	8	.	108	24	.	1	.	35	WATERFORD.	
1	3	20	10	19	32	12	41	19	11	4	4	.	150	4	2	.	.	5	WESTPORT.	
5	19	30	21	28	94	21	87	25	20	2	3	.	96	12	.	2	.	13	WEXFORD.	
3	9	7	5	11	65	12	31	14	1	2	2	.	50	7	.	.	.	5	YOUGHAL.	

POPULATION OF IRELAND (including Army, Navy, and Merchant Seamen on shore or in port) *estimated* to the middle of each of the Seventy-five years 1833 to 1907, inclusive:—

Middle of the Years.	Estimated POPULATION.			Middle of the Years.	Estimated POPULATION.			Middle of the Years.	Estimated POPULATION.		
	Persons.	Males.	Females.		Persons.	Males.	Females.		Persons.	Males.	Females.
1833	7,851,988	3,842,296	4,009,692	1858	5,890,814	2,881,994	3,008,820	1883	5,023,811	2,461,548	2,562,263
1834	7,894,634	3,866,227	4,028,407	1859	5,861,711	2,865,930	2,995,781	1884	4,974,561	2,439,581	2,534,980
1835	7,937,516	3,890,306	4,047,210	1860	5,820,960	2,845,121	2,975,839	1885	4,938,588	2,424,128	2,514,460
1836	7,980,637	3,914,535	4,066,102	1861	5,788,415	2,831,783	2,956,632	1886	4,905,895	2,410,186	2,495,709
1837	8,023,995	3,938,914	4,085,081	1862	5,775,588	2,827,336	2,948,252	1887	4,857,119	2,387,439	2,469,680
1838	8,067,596	3,963,447	4,104,149	1863	5,718,235	2,799,689	2,918,546	1888	4,801,312	2,360,717	2,440,595
1839	8,111,438	3,988,132	4,123,306	1864	5,640,527	2,761,866	2,878,661	1889	4,757,385	2,340,516	2,416,869
1840	8,155,521	4,012,970	4,142,551	1865	5,594,589	2,740,800	2,853,789	1890	4,717,959	2,322,883	2,395,076
1841	8,199,853	4,037,964	4,161,889	1866	5,522,942	2,700,565	2,822,377	1891	4,680,376	2,306,122	2,374,254
1842	8,220,926	4,047,879	4,173,047	1867	5,486,509	2,681,015	2,805,494	1892	4,633,808	2,282,392	2,351,416
1843	8,239,832	4,056,704	4,183,128	1868	5,465,914	2,669,125	2,796,789	1893	4,607,462	2,268,440	2,339,022
1844	8,276,627	4,074,467	4,202,160	1869	5,449,091	2,659,713	2,789,381	1894	4,589,260	2,259,919	2,329,341
1845	8,295,061	4,083,043	4,212,018	1870	5,418,512	2,641,840	2,776,672	1895	4,559,936	2,247,303	2,312,633
1846	8,287,848	4,078,789	4,209,059	1871	5,398,179	2,630,782	2,767,397	1896	4,542,061	2,239,138	2,302,923
1847	8,025,274	3,943,938	4,081,336	1872	5,372,890	2,616,263	2,756,627	1897	4,529,917	2,234,205	2,295,712
1848	7,639,800	3,746,427	3,893,373	1873	5,327,938	2,590,385	2,737,553	1898	4,518,478	2,229,701	2,288,777
1849	7,256,314	3,551,244	3,705,070	1874	5,298,979	2,575,663	2,723,316	1899	4,502,401	2,221,965	2,280,436
1850	6,877,549	3,361,009	3,516,540	1875	5,278,629	2,569,409	2,709,220	1900	4,468,501	2,204,921	2,263,580
1851	6,514,473	3,181,353	3,333,120	1876	5,277,544	2,572,287	2,705,257	1901	4,445,630	2,194,716	2,250,914
1852	6,336,889	3,095,135	3,241,754	1877	5,286,380	2,579,274	2,707,106	1902	4,432,274	2,191,229	2,241,045
1853	6,198,984	3,031,226	3,167,758	1878	5,282,246	2,579,928	2,702,318	1903	4,413,658	2,185,242	2,228,416
1854	6,083,183	2,976,928	3,106,255	1879	5,265,625	2,574,705	2,690,920	1904	4,402,182	2,182,212	2,219,970
1855	6,014,665	2,946,068	3,068,597	1880	5,202,648	2,543,491	2,659,157	1905	4,391,565	2,178,647	2,212,918
1856	5,972,851	2,926,173	3,046,678	1881	5,145,770	2,519,219	2,626,551	1906	4,388,006	2,176,982	2,211,024
1857	5,919,454	2,897,924	3,021,530	1882	5,101,018	2,497,237	2,603,781	1907	4,377,064	2,171,389	2,205,675

NOTE.—This Table has been constructed for the years 1833 to 1841—By adopting the rate of increase between the population of 1831 and 1841 according to the Irish Census Report of 1841.
 1842 to 1846—By taking the English average birth-rate of 1 in 31, and death-rate of 1 in 45, and deducting the annual emigration from Ireland according to the returns received from the Emigration Commissioners in England.
 1847 to 1851—The English birth-rate, as above, was used, deducting the number of deaths and the number of emigrants in each year, as given in the Irish Census Reports of 1851; an allowance, proportioned to the number of recorded deaths and the number of emigrants being made in each year for the excess of the number thus arrived at for 1851 over the actual population according to the Census of that year.
 1852 to 1871—The English birth and death rates, as above, were used, deducting the number of emigrants according to the returns obtained by the Registrar-General for Ireland, and allowing for excess over census numbers for 1861 and 1871 as explained for the last period.
 1872-1907.—By adding the Births registered in each year to the estimated population for the previous year, deducting the deaths and the number of emigrants, and adjusting the results for the years 1872-81, 1882-91, and 1892-1901, to allow for the discrepancy between the number thus arrived at for 1881, 1891, and 1901 respectively, and the population as shown by the Census in each of these years.

AGES OF THE POPULATION IN IRELAND according to the Census Returns of 1861, 1871, 1881, 1891, and 1901.

Periods.	Sexes.	AGES—YEARS.														Total.
		Under 1.	1 and under 5.	5 and under 10.	10 and under 15.	15 and under 20.	20 and under 25.	25 and under 35.	35 and under 45.	45 and under 55.	55 and under 65.	65 and under 75.	75 and under 85.	85 and under 95.	95 and upwards.	
1861.	Males.	69,609	282,583	309,712	305,954	329,364	297,707	366,962	277,311	261,889	204,801	87,228	35,414	5,593	790	2,837,370
	Females.	67,204	274,315	301,532	291,067	343,467	317,403	391,165	318,451	285,639	224,155	96,693	41,043	6,700	1,178	2,961,597
	Total.	136,813	556,898	611,244	597,021	672,831	615,110	758,127	595,762	547,528	428,956	184,121	76,457	12,293	1,968	*5,798,967
1871.	Males.	66,978	264,033	319,804	322,395	258,657	214,201	342,821	260,410	224,532	204,719	111,823	39,110	7,099	995	2,639,753
	Females.	66,372	255,933	312,374	307,387	272,970	243,543	389,928	283,605	252,265	220,167	112,968	44,346	7,760	1,413	2,772,624
	Total.	133,350	519,966	632,178	629,782	531,627	457,744	732,749	544,015	476,797	424,886	224,791	83,456	14,859	2,408	*5,412,377
1881.	Males.	53,486	238,757	314,481	315,004	274,033	231,754	296,304	262,654	213,639	171,818	105,962	46,839	5,941	840	2,533,277
	Females.	51,479	232,261	307,156	301,366	284,923	245,542	337,478	296,122	229,416	192,302	107,609	46,896	6,567	1,271	2,641,559
	Total.	104,965	471,018	621,637	616,370	558,956	477,296	633,782	558,776	443,055	364,120	213,571	93,735	12,508	2,111	*5,174,836
1891.	Males.	46,390	192,513	258,406	280,357	276,314	223,860	286,249	227,003	217,927	163,081	92,462	44,120	8,544	875	2,318,953
	Females.	44,599	187,071	250,366	269,565	273,594	220,642	311,809	261,109	240,696	171,060	98,747	46,088	8,556	1,161	2,385,797
	Total.	90,989	379,584	508,772	549,922	549,908	444,502	598,058	488,112	458,623	334,141	191,209	90,208	17,100	2,036	*4,704,750
1901.	Males.	43,996	180,834	228,430	234,232	235,000	217,297	320,890	233,799	194,474	169,192	96,301	38,074	6,774	747	2,200,040
	Females.	42,265	175,617	222,450	225,378	237,787	226,907	335,743	248,976	218,987	182,015	94,637	39,739	7,114	1,130	2,258,735
	Total.	86,261	356,451	450,880	459,610	472,787	444,204	656,633	482,775	413,461	351,207	190,938	77,813	13,888	1,877	4,458,775

* In 3,838 instances in 1861—2,453 males, and 1,385 females; in 3,769 instances in 1871, viz., 2,176 males, and 1,593 females; in 2,996 instances in 1881, viz., 1,765 males, and 1,231 females; and in 1,786 instances in 1891, viz., 852 males, and 934 females, the age was not stated in the Returns.

METEOROLOGICAL OBSERVATIONS
FOR EACH MONTH OF THE YEAR 1907.

BY SIR JOHN W. MOORE, B.A., M.D., DUBL.; D.SC., OXON.; F.R.C.P.I.; F.R.MET. SOC.

(Extracted from the *Dublin Journal of Medical Science*.)

JANUARY.—A month remarkable for its high mean atmospheric pressure (30·303 inches), its scanty rainfall (only ·428 inch in Dublin on only 9 days and extending over only 20 hours), its warm anticyclonic S.W. and W. winds from the 5th to the 18th, and its biting anticyclonic N.E. and S.E. winds from the 19th to the 25th. The former anticyclone was central over the ocean to the southward of Ireland and over the Bay of Biscay—hence the warmth of its S.W. and W. to N.W. winds, which raised temperature above the freezing point all over the British Isles, France and Germany. The latter anticyclone, on the contrary, advanced steadily south-westwards from the White Sea to the Gulf of Riga between Sunday, the 20th, and Wednesday, the 23rd. At 6 p.m. of Tuesday, the 22nd, the barometer read 31·58 inches at Riga, and at 8 a.m. of Wednesday, the 23rd, the isobar of 31 inches stretched westward to Ulster, the barometer reading 31·01 inches at Donaghadee. This vast anticyclone of abnormal intensity caused a fresh or strong current of wind from the eastward to blow across Central Europe to France and the British Isles; this wind carried with it bitter frost, the thermometer falling to—8° at Munich on the 22nd and to—22° at Riga on the 23rd. Even in Ireland a minimum of 17° was recorded at Birr Castle on the morning of the 24th, and during the following night at Llangammarch Wells, in Wales, the sheltered thermometer fell to 5°, and the instrument exposed on the grass to 1°. An extraordinary circumstance is that at 8 a.m. of Wednesday, the 23rd, the thermometer stood as high as 59° at Seydisfjord on the east coast of Iceland, where a S.W. gale was blowing at the time. This station in the far North-west was 40° warmer than Constantinople, 62° warmer than Munich, and 81° warmer than Riga on that eventful morning.

In Dublin the arithmetical mean temperature (42·7°) was above the average (41·6°) by 1·1 degrees; the mean dry-bulb readings at 9 a.m. and 9 p.m. were 41·7°. In the forty-two years ending with 1906, January was coldest in 1881 (M. T. = 33·2°), and warmest in 1898 (M. T. = 47·8°). In 1906 the M. T. was 43·9°.

The mean height of the barometer was 30·303 inches, or 0·429 inch above the corrected average value for January—namely, 29·874 inches. The mercury rose to 30·925 inches at 9 a.m. of the 23rd, having fallen to 28·958 inches at 9 p.m. of the 1st. The observed range of atmospheric pressure was, therefore, 1·967 inches.

The mean temperature deduced from daily readings of the dry-bulb thermometer at 9 a.m. and 9 p.m. was 41·7°, or 1·3° below the value for January, 1906. Using the formula, *Mean Temp.* = *Min.* + (*Max.*—*Min.*) × ·52, the M. T. becomes 42·8°, compared with a thirty years' (1871-1900) average of 41·7°. The arithmetical mean of the maximal and minimal readings was 42·7°, compared with a thirty years' average of 41·6°. On the 1st the thermometer in the screen rose to 54·1°—wind, S.W.; on the 25th the temperature fell to 27·5°—wind, W. The minimum on the grass was 23·6°, also on the 25th.

The rainfall was only ·428 inch, distributed over 9 days. Of this amount ·188 inch fell on the 1st. The average rainfall for January in the thirty-five years, 1866-1900, inclusive, was 2·230 inches, and the average number of rainy days was 18. The rainfall, therefore, and rainy days were much below the average. The record rainfall for January was in 1895—namely, 5·711 inches on 24 days. In 1876, only ·406 inch was measured on but 9 days. In 1906, 4·127 inches fell on 22 days.

The atmosphere was foggy on the 1st, 4th, 21st and 25th. High winds were noted on 13 days, reaching the force of a gale on 3 days—the 1st, 28th and 29th. Snow or sleet fell on the 2nd, 3rd, 23rd, 24th, 25th, 26th and 29th; hail on the 1st, 2nd, 23rd, 25th, 29th and 30th. Temperature reached or exceeded 50° in the screen on 10 days; while it fell to 32° in the screen on 4 nights, compared with 2 nights in 1906 and 1905, 3 in 1904, 7 in 1903 and 1902, 3 in 1901, 2 in 1900, 4 in 1899, only 1 night in 1898, 13 nights in 1897, only 3 in 1896, but 18 in 1895. The minima on the grass were 32° or less on 16 nights, compared with 11 nights in 1906, 9 nights in 1905, 11 in 1904, 9 in 1903, 12 in 1902, 11 in 1901, 13 in 1900, 16 in 1899, only 3 in 1898, 21 in 1897, 8 in 1896, and 29 in 1895.

In Dublin the rainfall up to January 31st, 1907, amounted to only ·428 inch on but 9 days compared with 4·127 inches on 22 days in 1906, 1·897 inches on 14 days in 1905, 2·535 inches on 19 days in 1904, 3·269 inches on 20 days in 1903, 1·614 inches on 12 days in 1902, 2·672 inches on 17 days in 1901, 2·579 inches on 27 days in 1900, only ·406 inch on 9 days in 1876, and with a thirty-five years' average (1866-1900) of 2·230 inches on 18 days.

Mr. William J. Good reports that, at the Normal Climatological Station in Trinity College, Dublin, the mean height of the barometer was 30·299 inches, the range of atmospheric pressure being from 28·953 inches at 9 p.m. of the 1st to 30·928 inches at 9 a.m. of the 23rd. The mean value of the readings of the dry-bulb thermometer at 9 a.m. and 9 p.m. was 42·3°. The arithmetical mean of the daily maximal and minimal temperatures was 42·7°. The screened thermometers rose to 54·4° on the 1st, and fell to 27·5° on the 25th. On the 24th the grass minimum was 20·7°. On the 16th the black bulb *in vacuo* rose to 75·1°. Rain fell on 6 days to the amount of ·409 inch, the greatest fall in 24 hours being ·184 inch on the 1st. The duration of bright sunshine, according to the Campbell-Stokes recorder, was 46·9 hours, of which 5·2 hours occurred on the 30th. The mean daily sunshine was 1·5 hours. The mean temperature of the soil at 9 a.m. at a depth of one foot was 41·0°; at a depth of 4 feet it was 44·0°.

The rainfall at the Ordnance Survey Office, Phoenix Park, Dublin, was ·569 inch on 11 days, the maximum in 24 hours being ·250 inch on the 1st. The total amount of sunshine was 53·5 hours, the largest daily amount was 7·2 hours on the 30th. The thermometer fell to 22·4° in the screen on the night of the 24th.

Dr. Arthur G. Price, writing from the Burnaby Estate, Greystones, Co. Wicklow, reports that the rainfall at that place was only ·550 inch on 9 days, compared with 4·065 inches on 14 days in 1906 at Knockdolian, 1·005 inches on 11 days in 1905, 2·735 inches on 17 days in 1904, 3·300 inches on 15 days in 1903, 1·860 inches on only 9 days in 1902, and 4·035 inches on 16 days in 1901.

Miss Muriel E. O'Sullivan returns the rainfall at White Cross, Stillorgan, Co. Dublin, at ·440 inch on 7 days, ·190 inch being measured on the 1st, and ·175 inch on the 28th. The thermometer on the grass fell to 20° on the 24th.

Mr. T. Bateman reports that the rainfall at The Green, Malahide, Co. Dublin, was only ·362 inch on 6 days, compared with 3·288 inches on 20 days in January, 1906. The greatest fall in 24 hours was ·175 inch on the 1st. The mean shade temperature was 38·6°, the extremes being—highest, 50° on the 1st; lowest, 24° on the 31st.

Dr. Arthur S. Goff reports that the rainfall at Lynton, Dundrum, Co. Dublin, was ·54 inch on 7 days, the greatest daily measurement being ·23 inch on the 1st. The thermometer in the shade ranged from 52° on the 1st to 27° on the 25th. The mean shade temperature was 41·8°. There were snow showers on the 22nd and 29th, and hail and sleet fell on the 28th.

The Rev. Arthur Wilson, M.A., reports that rain fell on 22 days at the Rectory, Dunmanway, Co. Cork, to the amount of 2·70 inches. The heaviest falls were ·71 inch on the 1st, ·41 inch on the 2nd, and ·29 inch on the 19th. On the whole, it was a dry, cold month. Thunder and lightning occurred on the evening of the 2nd.

Dr. Christopher Joynt, F.R.C.P.I., recorded ·431 inch of rain on 8 days at 21 Leeson Park, Dublin. The heaviest fall in 24 hours was ·185 inch on the 1st.

Mr. Robert O'B. Furlong, C.B., returns the rainfall at Cloneevan, Killiney, at ·53 inch on 6 days. The maximal fall in 24 hours was ·27 inch on the 28th. The average January rainfall of the 22 years (1885-1906) was 2·422 inches on 17 days. The present record is the lowest rainfall for January at Cloneevan—only ·06 inch fell on but 3 days from the 2nd to the 27th. In 1895, on the contrary, 5·93 inches were measured on 24 days, and in 1906, 4·08 inches on 22 days. Snow, sleet, or hail fell on the 28th and 29th.

FEBRUARY.—The weather was distinctly cold until the 14th, when a mild spell set in connected with a strong westerly or oceanic wind, which swept across Europe along isobars running from W. to E. and showing steep gradients. The cold weather at the beginning was of anticyclonic origin; afterwards it was related to the N.W. winds of certain V-shaped depressions which drifted in from the Atlantic.

From the 17th to the 22nd inclusive, very stormy, rough weather prevailed. This was brought about by the presence of unusually deep atmospheric depressions in the North, while an anticyclone covered the Peninsula and France. On the morning of the 18th, the barometer was down to 28·32 inches at Reykjavik in Iceland, whereas it was as high as 30·38 inches at Biarritz. But a still greater range of pressure was observed at 8 a.m. of Wednesday, the 20th, when the barometer reached the unusually low level of 27·65 inches at Skudesnaes, in the S.W. of Norway, the reading at Lisbon being 30·44 inches—a difference in atmospheric pressure at sea level of more than two inches and three-quarters (2·79 inches). Small wonder that a destructive tempest strewed the shores of North-Western Europe with wreckage. A fine display of aurora borealis was seen on the night of the 9th. During the last six days the weather was fine and quiet with densely overcast skies.

In Dublin the mean temperature (40·3°) was 2·2° below the average (42·5°). The mean dry-bulb readings at 9 a.m. and 9 p.m. were 38·9°. In the forty-three years ending with 1907, February was coldest in 1895 (M. T.=34·2°), and warmest in 1869 (M. T.=46·7°) and in 1903 (M. T.=47·5°). In 1906 the M. T. was 39·7°.

The mean height of the barometer was 30·002 inches, or 0·147 inch above the average value for February—namely, 29·855 inches. The mercury rose to 30·572 inches at 9 a.m. of the 5th, and fell to 28·907 inches at 7 a.m. of the 12th. The observed range of atmospheric pressure was, therefore, 1·665 inches.

The mean temperature deduced from daily readings of the dry-bulb thermometer at 9 a.m. and 9 p.m. was 38·9°, or 2·8° below the value for January, 1907. Using the formula, *Mean Temp.* = *Min.* + (*Max.*—*Min.*) × 50, the M. T. is 40·3°, compared with a thirty years' (1871-1900) average of 42·5°. On the 15th the thermometer in the screen rose to 55·7°—wind, S.W.; on the 5th it fell to 28·4°—wind, W. The minimum on the grass was 24·0° on the 5th.

The rainfall was 1·304 inches, distributed over 14 days. The average rainfall for February in the thirty-five years, 1866-1900, inclusive, was 1·990 inches, and the average number of rainy days was 16. The rainfall, therefore, and the rainy days were below the average. In 1883 the rainfall in February was large—3·752 inches on 17 days; in 1879 also 3·706 inches fell on 23 days. On the other hand, in 1891, only ·042 inch was measured on but 2 days. In 1906, 1·644 inches fell on 20 days.

The atmosphere was foggy on the 1st, 2nd, 3rd, 5th, 12th, 13th and 14th. The amount of cloud—55·9 per cent.—was considerably below the average—66 per cent. At 9 p.m. it was only 52·9 per cent. High winds were noted on 9 days, and reached the force of a gale on 6 days—namely, the 12th, 16th, 17th, 18th, 19th and 20th. Hail fell on the 10th, 12th and 19th. Snow or sleet fell on the 4th, 8th, 12th, 20th, and 21st. Lunar halos were seen on the 18th, 21st and 22nd. Solar halos appeared on the 11th, 16th, and 19th. There was a fine aurora borealis on the night of the 9th, and a faint display on the 10th.

The temperature reached or exceeded 50° in the screen on 6 days, while it fell to or below 32° on 14 nights, compared with as many as 18 nights in 1895. The minima on the grass were 32° or less on 18 nights, compared with every night in 1895. The thermometer failed to rise to 40° in the screen on the 22nd and 23rd. The highest minimum was 48·4° on the 17th.

In Dublin the rainfall up to February 28th, 1907, amounted to 1·732 inches on 23 days, compared with 5·771 inches on 42 days in 1906, 3·872 inches on 29 days in 1901, 3·362 inches on 22 days in 1902, 5·503 inches on 35 days in 1903, 5·847 inches on 36 days in 1904, 2·647 inches on 26 days in 1905, and a thirty-five years' (1866-1900) average of 4·220 inches on 34 days.

At the Normal Climatological Station in Trinity College, Dublin, the observer, Mr. William J. Good, reports that the mean height of the barometer was 29·998 inches, the highest reading observed being 30·565 inches at 9 a.m. of the 5th, the lowest, 28·996 inches at 9 a.m. of the 12th. The mean temperature was 40·5°, the mean dry-bulb reading at 9 a.m. and 9 p.m. being 39·5°. The screened thermometers fell to 26·7° on the 3rd, and rose to 55·4° on the 18th. The grass minimum was 16·6° on the 3rd, while the black bulb *in vacuo* rose in the sun to 95·3° on the 18th. The mean daily maximum was 46·0°; the mean daily minimum, 34·9°; and the mean daily minimum on the grass, 29·4°. Rain fell on 12 days to the amount of 1·180 inches, ·375 inch being measured on the 11th. The number of hours of bright sunshine registered by the Campbell-Stokes sunshine recorder was 75·6, giving a daily average of 2·7 hours. The mean temperature of the soil at 9 a.m. at a depth of one foot was 38·8°; at a depth of 4 feet, it was 42·2°.

The rainfall at Leeson Park, Dublin, is given by Dr. C. Joynt, F.R.C.P.I., as 1·351 inches on 13 days, ·426 inch having been measured on the 11th.

At the Ordnance Survey Office, Phoenix Park, the rainfall was 1·337 inches on 13 days, the maximal measurement in 24 hours being ·340 inch on the 11th.

Miss Muriel E. O'Sullivan reports that at White Cross, Stillorgan, Co. Dublin, 1·185 inches of rain fell on 14 days, ·482 inch, the maximum, being measured on the 11th. Since January 1, the rainfall at this station equals 1·625 inches on 21 days.

Dr. Arthur S. Goff reports that at Lynton, Dundrum, Co. Dublin, rain fell on 13 days to the amount of 1·29 inches, the greatest daily fall being ·47 inch on the 11th. In February, 1901, the rainfall was 1·55 inches on 10 days; in 1902, it was 2·76 inches on 11 days; in 1903, 2·95 inches on 15 days; in 1904, 4·05 inches on 21 days; in 1905, 1·07 inches on 12 days, and in 1906, 2·03 inches on 18 days. The temperature in the shade ranged from 54° on the 15th to 28° on the 3rd. The mean temperature in the screen was 39·6°, compared with 39·0° in 1902, 47·1° in 1903, 40·4° in 1904, 43·6° in 1905, and 39·6° in 1906.

Mr. R. Cathcart Dobbs, J.P., reports that at Knockdolian, Greystones, Co. Wicklow, the rainfall was 1·230 inches. The heaviest fall in 24 hours was ·650 inch on the 11th. In February, 1901, the rainfall was 1·385 inches on 11 days; in 1902, it was 2·590 inches on 8 days; in 1903, 2·870 inches on 14 days; in 1904, 2·957 inches on 19 days; in 1905, ·650 inch on 9 days; and in 1906, 1·845 inches on 14 days.

At Clonsilla, Greystones, Dr. Arthur G. Price recorded 1·58 inches on 13 days, ·69 inch being measured on the 11th. The mean temperature of the month was 39°, the extremes being—highest, 56°, on the 18th; lowest, 28°, on the 2nd and 6th.

Mr. T. Bateman reports that the rainfall at The Green, Malahide, Co. Dublin, was 1·613 inches on 14 days. The greatest fall in 24 hours was ·55 inch on the 11th. The mean shade temperature was 37·1°, the extremes being—highest, 53°, on the 18th; lowest, 24°, on the 23rd.

The rainfall at Cloneevan, Killiney, Co. Dublin, as observed by Mr. Robert O'B. Furlong, C.B., amounted to 1·21 inches on 12 days, compared with 2·35 inches on 12 days in 1902, 2·08 inches on 14 days in 1903, 3·56 inches on 20 days in 1904, ·79 inch on 14 days in 1905, and 1·31 inches on 17 days in 1906. The average rainfall for February during 22 years, 1885-1906, at this station

is 1·814 inches on 14·1 days. The greatest rainfall in 24 hours was ·37 inch on the 11th. Since January 1 the rainfall was 1·74 inches on 18 days, compared with 5·39 inches on 39 days in 1906, 3·08 inches on 26 days in 1905, 5·98 inches on 37 days in 1904, 4·90 inches on 35 days in 1903, 3·97 inches on 24 days in 1902, and 4·39 inches on 28 days in 1901. Snow or sleet and hail fell on the 7th, 19th and 20th.

Dr. T. H. Peyton, M.B., Resident Medical Superintendent of the Royal National Hospital for Consumption for Ireland, Newcastle, Co. Wicklow, reports that in December, 1906, the rainfall at that station was 2·209 inches on 12 days, the maximal measurement for 24 hours being ·798 inch on the 15th. The mean temperature for the month was 42·5°, the extremes being—highest, 59° on the 1st; lowest, 28°, on the 29th.

The total rainfall for 1906 was 27·305 inches on 182 days.

In January, 1907, the rainfall was ·467 inch on 7 days. The mean temperature was 42·5°; the screened thermometer rising to 53·6° on the 12th, having fallen to 22° on the 2nd and 3rd.

In February, the rainfall was 1·606 inches on 16 days, ·762 inch falling on the 11th. The mean temperature was 41·2°. On the 15th the thermometer rose to 55·2° in the screen, having fallen to 27·8° on the 1st.

In 1907, up to February 28th, the rainfall at Newcastle amounted to 2·073 inches on 23 days.

The Rev. Arthur Wilson, M.A., returns the rainfall at the Rectory, Dunmanway, Co. Cork, at 3·37 inches on 19 days, the greatest fall in 24 hours being ·98 inch on the 11th. The rainfall for January and February equals 6·07 inches on 41 days.

In the City of Cork, Mr. William Miller registered 1·86 inches of rain on 17 days, the largest measurement in 24 hours being ·63 inch on the 11th. The rainfall was 1·57 inches below the average for February. During the first two months of 1907 the rainfall was 2·93 inches, or 4·70 inches below the average. The thermometer in the screen rose to 52° on the 15th and fell to 25° on the 24th. The mean temperature was 38·4°, or 4° below the average for the month.

Dr. J. Byrne Power, D.P.H., F.R. Met. Soc., Medical Superintendent Officer of Health, Kingstown, reports that the mean temperature at that health resort was 40·7°, being 2·2° below the average for February during 20 previous years (1873-83 and 1898-1906), the extremes being—highest, 56°, on the 15th and 18th; lowest, 28·5°, on the 1st. At Bournemouth the mean was 38·9°, the extremes being—highest, 53°, on the 17th; lowest, 23°, on the 3rd. The mean daily range was 9·8°; at Bournemouth it was 11·4°. The mean relative humidity was 81 per cent., being equal to the average for the month during the previous 6 years. The total rainfall was 1·21 inches on 14 days, being 0·93 inch below the average for the month during 17 previous years (1873-83 and 1901-06). The duration of bright sunshine was 98·7 hours, as compared with 91·4 hours at the Phoenix Park, 87·6 hours at Southport, and 105·6 hours at Bournemouth.

A comparison of the following meteorological conditions prevailing at Kingstown during 1906 with similar ones at other stations throughout the United Kingdom, as given in the Annual Summary recently issued by the Meteorological Office, may be of interest:—(1) The annual mean temperature, 50·4° at Kingstown, was higher than that at any of the other 131 stations given, with the exception of 20, and this, notwithstanding the excessive summer heat at 17 of those 20 stations. (2) The annual rainfall at Kingstown, 20·9 inches, was less than that at any other of the 140 stations given, with only 8 exceptions. (3) The total duration of bright sunshine at Kingstown, 1,688 hours, was greater than that at 85 out of the 130 other stations given.

MARCH.—A warm, but changeable and showery, March. The month opened and closed with mild weather. During the greater part of the time an anticyclonic distribution of atmospheric pressure was observed over the southern half of the British Isles, France and Germany. This accounted for the prevalent S.W. and W. winds and the frequent showers which fell in Ireland. A notable exception to anticyclonic conditions occurred on the 16th, when a deep depression passed across Ireland, and the barometer fell to 28·794 inches in Dublin. On the 19th there was a heavy rainfall in the metropolitan county, but the amounts registered were widely different—at Glasnevin, ·86 inch; Fitzwilliam Square, ·742 inch; the Ordnance Survey Office, Phoenix Park, ·740 inch; Trinity College, ·713 inch; Leeson Park, ·555 inch; Killiney, ·47 inch; Dundrum, ·46 inch; and Stillorgan, ·404 inch.

After a stormy period, which ended on the 20th, the weather was chiefly fine and quiet to the close of the month, and the absence of cloud, which was remarkable, led to a wide diurnal range of temperature—on the 28th the thermometer passed through 35° at Bath and Oxford, and even in Dublin the range was 23·1° on the 27th and 21·8° on the 29th. A fine display of aurora borealis was seen on the evening of the 21st.

In Dublin the arithmetical mean temperature (46·5°) was 2·9° above the average (43·6°). The mean dry-bulb readings at 9 a.m. and 9 p.m. were 45·3°. In the forty-two years ending with 1906, March was coldest in 1867 and 1883 (M. T. = 39·0°), and warmest in 1903 (M. T. = 48·1°). In 1906 the M. T. was 44·4°.

The mean height of the barometer was 30·107 inches, or 0·191 inch above the corrected average value for March—namely, 29·916 inches. The mercury rose to 30·482 inches at 9 a.m. of the 23rd and fell to 28·794 inches about 8.30 p.m. of the 16th. The observed range of atmospheric pressure was, therefore, 1·688 inches.

The mean temperature deduced from daily readings of the dry-bulb thermometer at 9 a.m. and 9 p.m. was 45·3°. Using the formula, $Mean\ Temp. = Min. + (Max. - Min.) \times .485$, the M. T. becomes 46·3°. The arithmetical mean of the maximal and minimal readings was 46·5°, compared with a thirty years' (1871-1900) average of 43·6°. On the 27th the thermometer in the screen rose to 64·1°—wind, S.W.; on the 31st the temperature fell to 31·8°—wind, W.N.W. The minimum on the grass was 28·9°, on the 23rd.

The rainfall was 1·934 inches, distributed over 19 days. The average rainfall for March in the thirty-five years, 1866-1900, inclusive, was 1·950 inches, and the average number of rainy days was 16·0. The rainfall, therefore, was very slightly below, while the rainy days were above, the average. In 1867 the rainfall in March was very large—4·972 inches on 22 days. On the other hand, the smallest March rainfall was .288 inch on 8 days in 1893. In 1900, only .963 inch fell on 13 days. In 1906 the rainfall was 1·520 inches on 17 days.

The atmosphere was foggy in the city on the 2nd, 9th, 23rd, 24th, 25th, 27th, and 31st. High winds were noted on 14 days, reaching the force of a gale on 7 occasions—namely, the 7th, 13th, 16th, 17th, 18th, 19th and 20th. Snow or sleet occurred on the 19th; hail fell on the 18th and 20th. Aurora borealis was seen on the 21st and 30th. Thunder was heard on the 31st. A solar halo appeared on the 10th, and a lunar corona on the 28th. Temperature reached or exceeded 50° in the screen on 25 days, compared with 17 days in 1906, 20 in 1905, 10 in 1904, 18 in 1903, 23 in 1902, only 6 in 1901, only 5 in 1900, 19 in 1899, 9 in 1898, 14 in 1897, and 21 in 1896. It fell to 32° in the screen on only one night—the 31st—and on the 27th it rose to 64·1°, and on the 29th to 63·3°. The minima on the grass were 32° or less on 9 nights, compared with 12 nights in 1906, 8 nights in 1905, 13 in 1904, 4 in 1903, 5 in 1902, 11 in 1901, 14 in 1900, 13 in 1899, 15 in 1898, 9 in 1897 and 8 in 1896.

The rainfall in Dublin during the three months ending March 31st amounted to 3·666 inches on 42 days, compared with 7·291 inches on 59 days in 1906, 5·378 inches on 46 days in 1905, 7·938 inches on 55 days in 1904, 9·126 inches on 61 days in 1903, 5·114 inches on 43 days in 1902, 5·656 inches on 46 days in 1901, 6·698 inches on 63 days in 1900, only 1·650 inches on but 32 days in 1899, and a thirty-five years' (1866-1900 inclusive) average of 6·170 inches on 50·0 days.

At the Normal Climatological Station in Trinity College, Dublin, the observer, Mr. William J. Good, reports that the mean height of the barometer was 30·104 inches, the highest reading observed being 30·480 inches at 9 p.m. of the 11th, the lowest, 28·922 inches at 9 p.m. of the 16th. The mean temperature was 45·9°, the mean dry-bulb reading at 9 a.m. and 9 p.m. being 46·0°. The screened thermometers rose to 64·3° on the 29th, and fell to 31·3° on the 31st. The grass minimum was 22·2° on the 3rd, while the black bulb *in vacuo* rose in the sun to 109·2° on the 27th. The mean daily maximum was 53·1°; the mean daily minimum, 38·7°; and the mean daily minimum on the grass, 31·7°. Rain fell on 16 days to the amount of 1·853 inches, .713 inch being measured on the 19th. The number of hours of bright sunshine registered by the Campbell-Stokes sunshine recorder was 137·6, giving a daily average of 4·4 hours. The mean temperature of the soil at 9 a.m. at a depth of one foot was 44·0°; at a depth of 4 feet, it was 44·2°. During the month the subsoil temperature at 4 feet increased from 42·5° on the 1st to 45·9° on the 31st.

Mr. R. Cathcart Dobbs, J.P., reports that at Knockdolian, Greystones, Co. Wicklow, 1·310 inches of rain fell on 14 days. The maximal fall in 24 hours was .510 inch on the 19th.

At Clonsilla, Greystones, Dr. Arthur G. Price recorded a rainfall of 1·35 inches on 14 days, the maximum in 24 hours being .52 inch on the 19th. The mean temperature of the month was 46°, the extremes being—lowest, 32°, on the 2nd, 30th and 31st; highest, 62°, on the 27th. The total rainfall at Clonsilla, Greystones, since January 1st, equals 3·190 inches on 36 days.

Dr. Arthur S. Goff reports that at Lynton, Dundrum, Co. Dublin, rain fell on 18 days to the amount of 1·62 inches, compared with 2·20 inches on 13 days in 1901, 1·98 inches on 18 days in 1902, 4·53 inches on 28 days in 1903, 2·50 inches on 21 days in 1904, 3·31 inches on 28 days in 1905, and 1·80 inches on 17 days in 1906. The greatest daily rainfall was .46 inch on the 19th. The temperature in the shade ranged from 60° on the 27th and 29th to 33° on the 23rd. The mean shade temperature was 46·3°, compared with 41·2° in 1901, 46·4° in 1902, 45·7° in 1903, 44·1° in 1904, 45·0° in 1905, and 43·9° in 1906. Since January 1st, 1907, the rainfall at this station amounts to 3·45 inches on 38 days, compared with 6·71 inches on 40 days in the first quarter of 1901, 7·02 inches on 43 days in 1902, 11·36 inches on 62 days in 1903, 10·14 inches on 67 days in 1904, 6·76 inches on 56 days in 1905, and 8·67 inches on 56 days in 1906.

At White Cross, Stillorgan, Miss Muriel O'Sullivan measured 1·333 inches of rain on 20 days, the maximum in 24 hours being .404 inch on the 19th. At this station the rainfall in the first quarter of 1907 equals 2·958 inches on 41 days, compared with 6·398 inches on 48 days in 1905, and 7·810 inches on 56 days in 1906.

Dr. C. Joynt, F.R.C.P.I., returns the rainfall at 21 Leeson Park, Dublin, as 1·727 inches on 18 days, .555 inch being measured on the 19th.

The rainfall at Cloneevin, Killiney, Co. Dublin, as returned by Mr. Robert O'B. Furlong, C.B., was 1·53 inches on 17 days, compared with 1·52 inches on 18 days in 1906, 3·42 inches on 21 days in 1905, 2·01 inches on 17 days in 1904, 3·40 inches on 29 days in 1903, 1·50 inches on 21 days in 1902, 1·57 inches on 17 days in 1901, and a twenty-two years' (1885-1906) average of 1·912 inches on 16·7 days. The maximum in the 20 years was 3·59 inches,

in 1888; the minimum was .26 inch, in 1893. The heaviest fall in 24 hours was .47 inch on the 19th. At this station the total rainfall since January 1st was 3.27 inches on 35 days, compared with 6.91 inches on 57 days in the first quarter of 1906. In the first quarter of 1891 only 1.24 inches of rain fell on 26 days.

Mr. T. Bateman returns the rainfall at The Green, Malahide, Co. Dublin, as 1.677 inches on 15 days, compared with 3.473 inches on 24 days in 1905, and 1.071 inches on 15 days in 1906. The greatest rainfall in 24 hours was .488 inch on the 16th. The extremes of temperature in the shade were—highest, 57°, on the 25th; lowest, 29°, on the 30th; the mean temperature being 43.1°.

Mr. W. Miller registered 1.13 inches of rain at Cork on 15 days. The greatest fall in 24 hours was .50 inch on the 16th. The rainfall was 1.54 inches in defect of the average for March. The rainfall of the first quarter of 1907 was 4.06 inches, or 6.24 inches less than the average.

The Rev. Arthur Wilson, M.A., writing from Dunmanway Rectory, Co. Cork, states that 2.48 inches of rain fell there in March on 18 days, .80 inch being measured on the 16th, .42 inch on the 15th, and .27 inch on the 17th.

At the Ordnance Survey Office, Phoenix Park, Dublin, rain fell on 17 days to the total amount of 2.398 inches, the largest measurement being .740 inch on the 19th. The duration of bright sunshine was 152.7 hours, of which 11.3 hours occurred on the 29th.

APRIL.—A cloudy, unsettled, rainy or, rather, showery month. It would have been distinctly cold, like April, 1906, had it not been for a warm spell between the 22nd and 25th—the mean temperature of the 23rd was 60.2°, that of the 24th was 59.1°. With the exception of this brief foretaste of summer, the month was cool, cloudy, and marked by a prevalence of winds from polar quarters, principally the North-west. About two-thirds of the sky was clouded—the percentage of cloud at 9 a.m. being as much as 75. The evening skies were clear—at 9 p.m. the cloudiness was no more than 56.7 per cent. The estimated duration of sunshine was only 112.5 hours, or a daily average of 3.75 hours, compared with 165 hours, or a daily average of 5.3 hours in March, with its shorter days.

In Dublin the arithmetical mean temperature (47.2°) was 0.4° below the average (47.6°). The mean dry-bulb readings at 9 a.m. and 9 p.m. were 46.2°. In the forty-three years ending with 1907, April was coldest in 1879 (the cold year) (M. T. = 44.5°), and warmest in 1893 (M. T. = 51.4°). In 1906 the M. T. was 45.9°.

The mean height of the barometer was 29.767 inches, or 0.083 inch below the average value for April—namely, 29.850 inches. The mercury rose to 30.357 inches at 9 a.m. of the 25th, having fallen to 29.113 inches at 9 a.m. of the 3rd. The observed range of atmospheric pressure was, therefore, 1.244 inches.

The mean temperature deduced from daily readings of the dry-bulb thermometer at 9 a.m. and 9 p.m. was 46.2°, or only 0.9° above the value for March, 1907. Using the formula, *Mean Temp. = Min. + (Max. - Min.) × .476*, the value is 46.8°, or 0.5 below the average mean temperature for April, calculated in the same way, in the thirty years, 1871-1900, inclusive (47.3°). The arithmetical mean of the maximal and minimal readings was 47.2°, compared with a thirty years' (1871-1900, inclusive) average of 47.6°. On the 23rd the thermometer in the screen rose to 67.0°—wind, S.W.; on the 15th the temperature fell to 33.2°—wind, N.W. The minimum on the grass was 28.1° on the 5th.

The rainfall was 2.622 inches, distributed over 22 days. The average rainfall for April in the thirty-five years, 1866-1900, inclusive, was 1.950 inches, and the average number of rainy days was 15. The rainfall, therefore, was considerably in excess of the average, while the number of rainy days much exceeded it. In 1877 the rainfall in April was very large—4.707 inches on 21 days. On the other hand, in 1873, only .498 inch was measured on 8 days. In 1906, 1.829 inches fell on 18 days.

Fog was observed on the 4th, 5th, 10th, and 15th. Thunder occurred in a hail-storm about noon of the 27th. High winds were noted on 9 days, but only once reached the force of a gale—on the 13th. Hail fell on the 7th, 8th, 10th, 27th and 30th; snow and sleet on the 3rd and 6th. The temperature rose above 60° in the screen on 3 days. It failed to reach 50° on 4 days. It never fell to 32° in the screen, but on 6 nights it fell to or below 32° on the grass. The mean lowest temperature on the grass was 36.7°, compared with 33.6° in 1906, 37.3° in 1905, 39.1° in 1904, 37.0° in 1903, 36.8° in 1902, 37.3° in 1901, and only 31.6° in 1887.

The rainfall in Dublin during the four months ending April 30th amounted to 6.288 inches on 64 days, compared with 9.120 inches on 77 days in 1906, 7.844 inches on 71 days in 1905, 9.056 inches on 74 days in 1904, 10.176 inches on 78 days in 1903, 7.175 inches on 59 days in 1902, 6.520 inches on 58 days in 1901, only 3.203 inches on 46 days in 1891, and a thirty-five years' average of 8.120 inches on 65 days.

At the Normal Climatological Station in Trinity College, Dublin, the observer, Mr. William J. Good, returns the mean height of the barometer as 29.767 inches, the highest reading observed being 30.361 inches at 9 a.m. of the 25th, the lowest 29.122 inches at 9 a.m. of the 3rd. The mean temperature was 46.5°, the mean dry-bulb reading at 9 a.m. and 9 p.m. being 46.4°. Rain fell on 20 days to the amount of 2.591 inches, .329 inch being measured on the 2nd. The number of hours of bright sunshine registered by the Campbell-Stokes sunshine recorder was 116.7, giving a

daily average of 3·9 hours. The corresponding figures for April, 1904, were 168 hours and 5·6 hours, for 1905, 105 hours and 3·5 hours, and for 1906, 182·0 hours and 6·1 hours. The highest temperature in the shade was 66·1° on the 23rd, the lowest was 31·1° on the 28th. The highest reading of the black bulb *in vacuo* thermometer (solar radiation) was 121·5° on the 23rd. The lowest temperature on the grass (terrestrial radiation) was 21·8° on the 5th. The mean earth temperatures at 9 a.m. were—at a depth of one foot, 46·5°, at a depth of 4 feet, 46·4°.

Dr. T. H. Peyton returns the rainfall at the Royal National Hospital for Consumption, Newcastle, Co. Wicklow, at 2·646 inches on 20 days, the maximal fall in 24 hours being ·695 inch on the 2nd. Since January 1, 1907, the rainfall at this station amounts to 6·137 inches on 55 days. The thermometers in the screen rose to 65·2° on the 23rd and 24th, and fell to 35·0° on the 6th, 7th, 29th and 30th. At Newcastle, the rainfall in March, 1907, was 1·418 inches on 12 days, the maximum in 24 hours being ·546 inch on the 16th. The mean temperature of the month was 46·8°.

Mr. R. Cathcart Dobbs, J.P., reports that at Knockdolian, Greystones, Co. Wicklow, the rainfall amounted to 2·610 inches on 18 days, compared with 1·755 inches on 9 days in 1906, 2·835 inches on 18 days in 1905, only ·930 inch on 14 days in 1904, 1·165 inches on 9 days in 1903, 3·105 inches on 14 days in 1902, and 2·800 inches on 15 days in 1901. The heaviest fall in 24 hours was ·630 inch on the 2nd. The total rainfall in 1907, up to April 30th, was 5·700 inches on 54 days, compared with 9·420 inches on 50 days in 1906, 8·495 inches on 59 days in 1905, 9·037 inches on 68 days in 1904, 12·385 inches on 63 days in 1903, 9·215 inches on 48 days in 1902, and 10·060 inches on 56 days in 1901.

Dr. Arthur G. Price reports that at Clonsilla, Greystones, the rainfall of April was 2·26 inches, on 18 "raindays," the heaviest daily rainfalls being ·58 inch on the 2nd and ·49 inch on the 5th. The mean temperature was 46°, the extremes being—highest, 68° on the 23rd, lowest, 30° on the 4th.

According to Mr. Robert O'Brien Furlong, C.B., at Clooneevin, Killiney, Co. Dublin, 2·41 inches of rain fell on 23 days. The maximal fall in 24 hours was ·44 inch on the 2nd. Hail or sleet fell on 8 days. The average rainfall in April of the twenty-two years, 1885-1906, was 1·807 inches on 14·8 days. Since January 1, 1907, 5·68 inches of rain fell at this station on 58 days, compared with 8·53 inches on 73 days in 1906, 9·17 inches on 69 days in 1905, 9·02 inches on 69 days in 1904, 9·67 inches on 76 days in 1903, 8·08 inches on 59 days in 1902, and 7·62 inches on 59 days in 1901. The temperature range was from 33° to 62°.

Dr. Arthur S. Goff reports that the rainfall at Lynton, Dundrum, Co. Dublin, was 2·43 inches on 23 days, compared with 1·68 inches on 17 days in 1906, 3·14 inches on 24 days in 1905, 1·48 inches on 18 days in 1904, 1·35 inches on 16 days in 1903, 2·63 inches on 16 days in 1902, and 1·19 inches on 12 days in 1901. The greatest daily rainfall was ·59 inch on the 2nd. The mean shade temperature was 46·4°, compared with 48·3° in 1901, 46·6° in 1902, 45·9° in 1903, 48·9° in 1904, 46·4° in 1905, and 45·4° in 1906. The thermometric range was from 64° on the 23rd and 24th to 33° on the 15th. Hail fell on the 27th and 30th.

Mr. T. Bateman, of The Green, Malahide, Co. Dublin, returns the rainfall at 2·313 inches on 19 days, compared with 1·336 inches on 13 days in 1906, and 1·773 inches on 22 days in 1905. The greatest fall in 24 hours was ·335 inch on the 2nd. The shade mean temperature was 44·0°, compared with 43·6° in 1906 and 44·8° in 1905, the extremes being—highest, 67° on the 23rd; lowest, 28·5° on the 4th.

In Cork, according to Mr. W. Miller, the rainfall amounted to 2·89 inches on 19 days, ·75 inch being measured on the 5th. Since January 1, 1907, 6·95 inches of rain have fallen in Cork against an average, for the first four months of the year, of 12·78 inches.

At 21 Leeson Park, Dublin, Dr. Christopher Joynt, F.R.C.P.I., measured 2·595 inches on 22 days, the largest amount recorded in 24 hours being ·420 inch on the 2nd.

The rainfall recorded by Miss Muriel O'Sullivan at White Cross, Stillorgan, was 2·458 inches on 23 days, compared with 1·700 inches on 19 days in 1906, and 3·122 inches on 24 days in 1905. The maximum in 24 hours was ·500 inch on the 2nd.

At the Ordnance Survey Office, Phoenix Park, Dublin, rain fell on 22 days to the amount of 2·442 inches, the greatest measurement in 24 hours being ·315 inches on the 13th.

Dr. J. Byrne Power, F.R. Met. Soc., D.P.H., Medical Superintendent Officer of Health, Kingstown, reports that the mean temperature at that health resort was 46·4°, being 1·3° below the average for April during the 20 previous years (1873-83 and 1898-1906). The extremes were—highest, 65·5° on the 23rd and 24th; lowest, 32·5° on the 15th. At Bournemouth the mean was 46·6°, the extremes being—highest, 69° on the 24th; lowest, 31° on the 18th and 20th. The average mean temperature for the past winter (Nov., Dec., Jan., Feb. and March) was—at Kingstown, 44·1°; at Bournemouth, 41·7°. The total winter rainfall was—at Kingstown, 6·16 inches; at Bournemouth, 8·34 inches. The mean daily range of temperature at Kingstown was 10·2°, at Bournemouth it was 14·6°. The mean temperature of the sea at Sandycove bathing-place was 46·4°, or 0·5° above the average for the month during the previous 9 years. The mean relative humidity was 77 per cent., being 1 per cent. above the average for the month during the previous 6 years. The rainfall for the month was 2·44 inches on 20 days, or 0·67 inch above the

average for April during 17 previous years (1873-83 and 1901-06). At Bournemouth the rainfall amounted to 3.40 inches on 19 days. The duration of bright sunshine was 136.0 hours, which was 32.1 hours below the average for the month during the previous 6 years. At Southport it was 160.3 hours, and at Bournemouth 166.9 hours.

MAY.—The month opened with low barometer readings and strong and squally westerly winds, rising to a gale on the 2nd and 4th. Then came a week of southerly winds and heavy rains—the measurement for the week ended Saturday, the 11th, being 2.215 inches, of which 1.115 inches fell on the night of the 6th in connection with a thunderstorm. Cold winds from polar quarters brought low temperatures after Tuesday, the 14th, but the rainfall was slight and infrequent till the 29th, when a shallow atmospheric depression spread in from the Atlantic and threw the weather into a gloomy, damp and rainy state, which lasted to the close of the month.

In Dublin the arithmetical mean temperature (51.4) was 0.7° below the average (52.1°). The mean dry-bulb readings at 9 a.m. and 9 p.m. were 50.8°. In the forty-three years ending with 1907, May was coldest in 1869 (M. T. = 48.2°), and warmest in 1893 (M. T. = 56.7°). In 1906 the M. T. was 51.7°.

The mean height of the barometer was 29.813 inches, or 0.176 inch below the corrected average value for May—namely, 29.989 inches. The mercury rose to 30.334 inches at 9 p.m. of the 17th, having fallen to 29.130 inches at 12.35 p.m. of the 2nd. The observed range of atmospheric pressure was, therefore, 1.204 inches.

The mean temperature deduced from daily readings of the dry-bulb thermometer at 9 a.m. and 9 p.m. was 50.8°, or 4.6° above the value for April, 1907—46.2°. Using the formula, $Mean\ Temp. = Min. + (Max. - Min.) \times .47$, the value is 51.0°, or 0.7° below the average mean temperature for May, calculated in the same way, in the thirty years, 1871-1900, inclusive (51.7°). The arithmetical mean of the maximal and minimal readings was 51.4°, compared with a thirty years' average of 52.1°. On the 27th the thermometer in the screen rose to 67.5°—wind, E.; on the 1st the temperature fell to 34.4°—wind, W.N.W. The minimum on the grass was 31.0°, also on the 1st.

The rainfall amounted to 3.211 inches, distributed over 17 days. The average rainfall for May in the thirty-five years, 1866-1900, inclusive, was 2.020 inches, and the average number of rainy days was 15. The rainfall and the rainy days were, therefore, both above the average. In 1886 the rainfall in May was very large—5.472 inches on 21 days; in 1869, also, 5.414 inches fell on 19 days. On the other hand, in 1895, only .177 inch was measured on but 3 days. In 1896 the fall was only .190 on 7 days. In 1906, 2.472 inches fell on 20 days.

A solar halo appeared on the 1st, 5th, 21st and 29th. High winds were noted on 9 days, and attained the force of a gale on the 2nd and 4th. Hail fell on the 2nd and 21st. There was a fog on the evening of the 26th. Lightning was seen on the 5th, and a thunderstorm occurred on the evening of the 6th.

During the month the thermometer did not fall below 32° in the screen, but on the 1st it fell to 31.0° on the grass. The mean minimal temperature on the grass was 41.6°, compared with 41.9° in 1906, 42.5° in 1905, 42.6° in 1904, 44.3° in 1903, 40.3° in 1902, 41.7° in 1901, and 37.6° in 1894. The maximum reached or exceeded 60° on 9 days, but never fell short of 50°. The absolute maximum was 67.5° on the 27th.

The rainfall in Dublin during the five months ended May 31st amounted to 9.499 inches on 81 days, compared with 11.592 inches on 97 days in 1906, 9.026 inches on 81 days in 1905, 11.741 inches on 92 days in 1904, 12.560 inches on 95 days in 1903, 9.973 inches on 81 days in 1902, 7.724 inches on 67 days in 1901, 5.971 inches on 70 days in 1896, and a thirty-five years' average of 10.140 inches on 80 days.

At the Normal Climatological Station in Trinity College, Dublin, the observer, Mr. William J. Good, returns the mean height of the barometer as 29.816 inches, the highest reading observed being 30.334 inches at 9 p.m. of the 17th, the lowest, 29.171 inches at 9 p.m. of the 2nd. The arithmetical mean temperature was 49.7°, the mean dry-bulb reading at 9 a.m. and 9 p.m. being 50.6°. Rain fell on 18 days to the amount of 3.013 inches, 1.085 inches being measured on the 6th. The number of hours of bright sunshine registered by the Campbell-Stokes sunshine recorder was 173.0, giving a daily average of 5.6 hours. The corresponding figures for May, 1904, were 192.5 hours and 6.2 hours, for 1905, 215.7 hours and 7.0 hours, and for 1906, 132.5 hours and 4.3 hours, respectively. The mean earth-temperature at 9 a.m. was 51.8° at a depth of one foot below the surface, 49.8° at 4 feet. The corresponding values for 1906 were 50.7° and 48.6°. The highest temperature recorded by the black bulb *in vacuo* (solar radiation) was 124.4° on the 13th, the lowest temperature on the grass (terrestrial radiation) was 23.1° on the 21st. The highest temperature in the shade was 65.4° on the 27th; the lowest was 30.3° on the 18th.

At Knockdolian, Greystones, Co. Wicklow, the rainfall measured by Mr. R. Cathcart Dobbs, J.P., was 4.920 inches, distributed over 15 days—1.680 inches falling on the 6th, and .560 inch on the 10th. The total fall since January 1st, 1907, equals 10.62 inches on 69 days, compared with 11.665 inches on 66 days in 1906, 9.611 inches on 67 days in 1905, 12.027 inches on 84 days in 1904, 15.655 inches on 79 days in 1903, 11.750 inches on 68 days in 1902, 11.205 inches on 65 days in 1901, and only 5.716 inches on 52 days in 1896.

Dr. Arthur G. Price measured 4·92 inches of rain on 16 days at Clonsilla, Greystones, Co. Wicklow. The heaviest fall in 24 hours was 1·49 inches on the 6th. In addition, ·55 inch fell on the 10th and ·51 inch on the 5th.

According to Mr. Robert O'B. Furlong, C.B., the rainfall at Cloneevin, Killiney, was 3·54 inches on 15 days, compared with 2·55 inches on 20 days in 1906, 1·83 inches on 9 days in 1905, 2·48 inches on 15 days in 1904, 2·54 inches on 15 days in 1903, 2·58 inches on 21 days in 1902, and 1·20 inches on 10 days in 1901. The maximal fall in 24 hours was 1·17 inches on the 6th. The average rainfall in May at this station during the 22 years, 1885-1906, inclusive, was 2·115 inches on 13·8 days. Since January 1st, 1907, 9·22 inches of rain have fallen at Cloneevin on 73 days.

Dr. Arthur S. Goff returns the rainfall at Lynton, Dundrum, Co. Dublin, as 3·66 inches on 16 days, compared with 2·74 inches on 21 days in 1906, 1·42 inches on 11 days in 1905, 2·46 inches on 18 days in 1904, 2·86 inches on 18 days in 1903, 3·26 inches on 22 days in 1902, and 1·09 inches on 10 days in 1901. The greatest daily measurement was 1·06 inches on the 6th, when there was a thunderstorm. The temperature in the shade ranged from 36° on the 1st to 66° on the 24th. The mean temperature of the month was 51·1°, compared with 51·8° in 1906, 54·5° in 1905, 53·3° in 1904, 53·1° in 1903, 50·5° in 1902, and 52·6° in 1901. There were hail showers on the 1st and 2nd.

Dr. T. H. Peyton reports that the rainfall at the Royal National Hospital for Consumption, Newcastle, Co. Wicklow, was 4·836 inches on 18 days, the greatest fall in 24 hours being 1·202 inches on the 6th. From January 1, 1907, to May 31st, inclusive, 11·018 inches of rain were measured at this station on 74 days. The screened thermometers ranged from 34·4° on the 22nd to 62·5° on the 25th.

At White Cross, Stillorgan, Miss Muriel E. O'Sullivan measured 3·565 inches of rain on 17 days, the maximum in 24 hours being 1·100 inches on the 6th.

Dr. C. Joynt, F.R.C.P.I., returns the rainfall at 21 Leeson Park, Dublin, at 3·255 inches on 16 days, 1·110 inches being measured on the 6th.

Mr. T. Bateman returns the rainfall at the Green, Malahide, Co. Dublin, at 3·200 inches on 18 days, compared with 3·174 inches on 19 days in 1906. The greatest rainfall in 24 hours was 1·09 inches on the 6th. The extremes of temperature in the shade were—highest, 67°, on the 27th; lowest, 33°, on the 21st. The mean temperature was 48·7°, compared with 49·7° in 1906.

Mr. W. Miller registered 3·58 inches of rain at Cork on 19 days. The greatest fall in 24 hours was ·50 inch on the 1st and 12th. The rainfall was 1·38 inches in excess of the average for May. The rainfall of the first five months of 1907 was 10·63 inches, or 4·61 inches less than the average.

The Rev. Arthur Wilson, M.A., writing from Dunmanway Rectory, Co. Cork, states that 6·27 inches of rain fell there on 22 days, ·94 inch being measured on the 30th, ·75 inch on the 1st and 29th, and ·70 inch on the 9th.

At the Ordnance Survey Office, Phoenix Park, Dublin, rain fell on 18 days to the total amount of 2·774 inches, the largest measurement being 1·040 inches on the 6th. The duration of bright sunshine was 165·7 hours, of which 13·6 hours occurred on the 19th.

JUNE.—It seemed hardly possible that a more inclement June than that of 1879—the “cold year”—could occur. And yet June, 1907, establishes a record for low temperature, wind and rain-frequency in Dublin. There were only 3 days on which rain was not measured in appreciable amount. The wind blew strongly on as many as 17 days, chiefly from westerly points of the compass, and the mean temperature was only 55·4° compared with 55·9° in June, 1879. The rainfall was not as heavy as in that phenomenally cold June, when 4·046 inches were recorded on 24 days; but it was more frequent, for the rain-days numbered 27 out of 30. At 9 a.m. three-fourths of the sky were, on the average, covered with clouds, and throughout the month there was an unusual tendency to a formation of cirrus cloud at a great height.

In Dublin the arithmetical mean temperature (55·4°) was below the average (58·0°) by 2·6°, the mean dry-bulb readings at 9 a.m. and 9 p.m. were 54·4°. In the forty-three years ending with 1907, June was coldest in 1882 (M. T. = 55·8°) and 1879 (“the cold year”) (M. T. = 55·9°). It was warmest in 1887 (M. T. = 62·3°); in 1896 (M. T. = 61·4°); and in 1899 (M. T. = 61·3°). In 1906 the M. T. was 59·6°. June, 1907, thus establishes a record for coldness.

The mean height of the barometer was 29·761 inches, or 0·156 inch below the corrected average value for June—namely, 29·917 inches. The mercury rose to 30·232 inches at 9 p.m. of the 16th, having fallen to 29·399 inches at 9 a.m. of the 10th. The observed range of atmospheric pressure was, therefore, 0·833 inch.

The mean temperature deduced from daily readings of the dry-bulb thermometer at 9 a.m. and 9 p.m. was 54·4°, or 3·6° above the corresponding M. T. for May, 1907. Using the formula, $Mean\ Temp. = Min. + (Max. - Min.) \times .465$, the value was 54·9°, or 2·6° below the average mean temperature for June, calculated in the same way, in the thirty years, 1871-1900, inclusive (57·5°). The arithmetical mean of the maximal and minimal readings was 55·4°, compared with a thirty years' average of 58·0°. On the 14th the thermometer in the screen rose to 65·2°—wind, S.W.; on the 25th the temperature fell to 43·0°—wind, W.S.W. The minimum on the grass was 40·2° also on the 25th.

The rainfall amounted to 2·837 inches on 27 days. The average rainfall for June in the thirty-five years, 1866-1900, inclusive, was 1·920 inches, and the average number of rainy days was 15. The rainfall, therefore, and also the rainy days were considerably above the average. In 1878 the rainfall in June was very large—5·058 inches on 19 days; in 1879, also, 4·046 inches fell on 24 days. On the other hand, in 1889, only 1·00 inch was measured on 6 days. In 1887 the rainfall was only 252 inch, distributed over 5 days. In 1906, 1·049 inches fell on 12 days.

High winds were noted on as many as 17 days, and reached the force of a gale on the 3rd, 20th and 24th. A solar halo was seen on the 30th. Temperature never exceeded 65·2° in the screen. Thunder and lightning occurred on the 10th and 24th. Hail fell on the 10th, 24th and 28th—in a severe hailstorm on the 24th.

The rainfall in Dublin during the six months ending June 30th amounted to 12·336 inches on 108 days, compared with 12·641 inches on 109 days in 1906, 10·201 inches on 92 days in 1905, 12·817 inches on 102 days in 1904, 15·054 inches on 108 days in 1903, 12·344 inches on 98 days in 1902, 9·352 inches on 80 days in 1901, only 6·741 inches on 67 days in 1887, and a thirty-five years' average of 12·060 inches on 95 days.

At the Normal Climatological Station in Trinity College, Dublin, the observer, Mr. William J. Good, returns the mean height of the barometer as 29·767 inches, the highest reading observed being 30·235 inches at 9 p.m. of the 16th, the lowest, 29·403 inches at 9 a.m. of the 10th. The arithmetical mean temperature was 54·4°, the mean dry-bulb reading at 9 a.m. and 9 p.m. being 54·6°. The thermometer rose to 65·7° in the shade on the 14th, and fell to 40·0° on the 17th. The grass minimum was 34·9° on the 7th. Rain fell on 23 days to the amount of 2·732 inches; 501 inch being measured on the 4th. The number of hours of bright sunshine registered by the Campbell-Stokes sunshine recorder was 129·4, giving a daily average of 4·3 hours. The corresponding figures for 1905 were 217·6 hours and 7·3 hours, and for 1906, 210·3 hours and 7·0 hours. The mean earth temperature read at 9 a.m. was 55·6° at a depth of 1 foot below the surface of the ground, 52·9° at a depth of 4 feet.

Mr. R. Cathcart Dobbs, J.P., reports that at Knockdolian, Greystones, Co. Wicklow, the rainfall was 3·470 inches on 23 days, compared with 870 inch on 7 days in 1906, 1·500 inches on 10 days in 1905, 2·280 inches on 10 days in 1904, 1·785 inches on 11 days in 1903, and 3·341 inches on 16 days in 1902. The heaviest rainfall in 24 hours was 400 inch on the 11th and 22nd. The total fall since January 1 has been 14·090 inches on 92 days, compared with 12·535 inches on 73 days in 1906, 11·111 inches on 77 days in 1905, 14·307 inches on 94 days in 1904, 17·440 inches on 90 days in 1903; 15·091 inches on 84 days in 1902, 13·670 inches on 75 days in 1901, and only 7·356 inches on 61 days in 1896.

At Clonsilla, Greystones, Co. Wicklow, Dr. Arthur G. Price measured 3·390 inches of rain on 25 days; 58 inch being recorded on the 4th and 5th taken together. The mean temperature was 55°, the extremes being—highest, 71°, on the 10th; lowest, 41°, on the 24th.

Dr. Francis P. Leyland reports that at the Royal National Hospital for Consumption for Ireland, Newcastle, Co. Wicklow, rain fell on 27 days to the amount of 3·703 inches, the maximal fall in 24 hours being 485 inch on the 8th. The mean temperature for the month was 53·8°, the extremes being—highest, 67·5° on the 7th; lowest, 43·0° on the 22nd and 25th. The June rainfalls in recent years at this station were—1903, 2·004 inches on 12 days; 1904, 2·494 inches on 12 days; 1905, 2·051 inches on 13 days; 1906, 831 inch on 13 days.

Dr. Arthur S. Goff returns the rainfall at Lynton, Dundrum, Co. Dublin, at 2·67 inches on 27 days, compared with 1·26 inches on 15 days in 1906, 1·51 inches on 12 days in 1905, 1·22 inches on 14 days in 1904, 1·54 inches on 12 days in 1903, 3·08 inches on 19 days in 1902, and 1·71 inches on 13 days in 1901. The greatest daily fall was 39 inch on the 10th. The mean shade temperature was 56·4°. The thermometric range was from 67° on the 4th and 16th to 46° on the 3rd and 16th.

The rainfall recorded at Cloneevin, Killiney, Co. Dublin, by Mr. R. O'B. Furlong, C.B., was 2·45 inches on 23 days, compared with 87 inch on 11 days in 1906 and 1·56 inches on 11 days in 1905. The maximal fall in 24 hours was 54 inch on the 4th. The average rainfall in June in the 22 years (1885-1906) was 1·753 inches on 13·0 days. The total fall at Cloneevin since January 1, 1907, amounts to 11·67 inches on 96 days, compared with 12·56 inches on 89 days in the first six months of 1905, and 11·95 inches on 104 days in 1906.

Mr. T. Bateman reports that the rainfall at The Green, Malahide, was 2·872 inches on 23 days, compared with 1·77 inches on 12 days in 1906. The heaviest fall in 24 hours was 505 inch on the 4th. The mean shade temperature was 54·2°, the extremes being—highest, 69·5° on the 15th; lowest, 38·0° on the 24th. The M. T. was 58·4° in 1905, and 57·4° in 1906.

Dr. C. Joynt returns the rainfall at 21 Leeson Park, Dublin, at 2·682 inches on 24 days, 440 inch having been recorded on the 4th.

At White Cross, Stillorgan, Co. Dublin, Miss Muriel O'Sullivan registered a rainfall of 2·416 inches on 28 days—the largest measurement in 24 hours being 360 inch on the 4th.

The Rev. Arthur Wilson, M.A., reports a rainfall of 5·90 inches on 25 days at the Rectory, Dunmanway, Co. Cork. The month was very wet and cold. On the 11th 77 inch was measured; on the 4th 72 inch, and on the 24th 50 inch. The rainfall for the first six months of 1907 at Dunmanway was 25·27 inches. At 5 p.m. of the 30th, thunder and lightning occurred and a hailstorm "with hailstones as large as small marbles."

Mr. W. Miller returns the rainfall at Cork as 3.53 inches on 25 days—this amount exceeding the average for June by .77 inch. The greatest rainfall in 24 hours was .81 inch on the 11th. The rainfall of the first six months of 1907 in Cork was 14.16 inches, or 3.82 inches below the average.

At the Ordnance Survey Office, Phoenix Park, Dublin, rain fell in June on 26 days to the total amount of 3.049 inches, .590 inch being registered on the 7th. The duration of bright sunshine was 116.3 hours, the most in one day being 10.6 hours on the 29th.

JULY.—True to the character of 1907, July was a changeable month, full of surprises. Until the 12th the weather was unseasonably cold and very showery. In Dublin rain fell daily on the first nine days—heavily on the 2nd (.390 inch), and 3rd (.460 inch). On the latter day a thunderstorm occurred at 1 p.m. On the 12th a warm period set in, lasting till the 22nd. The warmth was at first accompanied by gloom and a muggy atmosphere, but the 17th and 18th were perfect summer days. On the 19th a series of electrical disturbances began, thunder and lightning prevailing day after day for four days. Near Dublin the centre of the storms was over the mountains, an easterly sea breeze along the coast piling up vast masses of cumulus above the hills. On the afternoon of Sunday, the 21st, the display of forked lightning over the mountains was very fine, and torrential, though local, showers sent a freshet down the Bray Water. From the 24th to the end of the month, showery weather again prevailed, and the wind became strong and gusty from S.W. to N.W. points of the compass.

In Dublin the arithmetical mean temperature (59.6°) was 0.9° below the average of the 35 years 1871-1905 (60.5°); the mean dry-bulb readings at 9 a.m. and 9 p.m. were 58.7°. In the forty-three years ending with 1907, July was coldest in 1879 ("the cold year") (M. T. = 57.2°). It was warmest in 1905 (M. T. = 63.8°); in 1887 (M. T. = 63.7°); in 1868 ("the warm year"); in 1901 (M. T. = 63.5°); and in 1900 (M. T. = 63.4°). In 1906 the M. T. was 60.7°.

The mean height of the barometer was 30.014 inches, or 0.099 inch above the corrected average value for July—namely, 29.915 inches. The mercury rose to 30.507 inches at 9 a.m. of the 11th, and fell to 29.450 inches at 9 p.m. of the 3rd. The observed range of atmospheric pressure was, therefore, 1.057 inches.

The mean temperature deduced from daily readings of the dry-bulb thermometer at 9 a.m. and 9 p.m. was 58.7°, or 4.3° above the value for June, 1907. Using the formula, $Mean\ Temp. = Min. + (Max. - Min.) \times .465$, the value was 59.1°, or 1.0°, below the average mean temperature for July, calculated in the same way, in the thirty-five years 1871-1905 inclusive (60.1°). The arithmetical mean of the maximal and minimal readings was 59.6°, compared with a thirty-five years' average of 60.5°. On the 17th, the thermometer in the screen rose to 77.3°—wind, N.W. On the 11th the temperature fell to 43.8°—wind W.N.W. The minimum on the grass was 39.7°, also on the 11th.

The rainfall was 2.022 inches, distributed over 19 days. The average rainfall for July in the thirty-five years 1871-1905, inclusive, was 2.68 inches, and the average number of rainy days was 17. The rainfall, therefore, was below, while the rainy days were above, the average. In 1880 the rainfall in July was very large—6.087 inches on 24 days; in 1896, also, 5.474 inches fell on 18 days. On the other hand, in 1870, only .539 inch was measured on 8 days; in 1869, the fall was only .739 inch on 9 days; and in 1868, .741 inch fell on but 5 days. In 1906, 1.023 inches fell on 13 days.

High winds were noted on only 2 days, and never attained the force of a gale. Temperature reached or exceeded 70° in the screen on 8 days, compared with 10 days in 1906, 17 days in 1905, 10 days in 1904, and 7 days in both 1902 and 1903. The thermometer failed to reach 60° on the 6th, when the maximum was 59.7°. In July, 1887, temperature reached or exceeded 70° in the screen on no fewer than 17 days. In 1888 the maximum for July was only 68.7°.

A solar halo was seen on the afternoon of the 7th. Thunder-storms occurred on the 3rd, 21st, and 22nd; thunder was heard on the 5th, 20th and 21st; and lightning was seen on the 19th, 21st and 31st. There was a fog on the 14th.

The rainfall in Dublin during the seven months ending July 31st amounted to 14.358 inches on 127 days, compared with 13.664 inches on 122 days in 1906, 11.022 inches on 109 days in 1905, 13.905 inches on 117 days in 1904, 19.072 inches on 131 days in 1903, 15.507 inches on 115 days in 1902, 11.432 inches on 93 days in 1901, 17.609 inches on 129 days in 1900, 14.416 inches on 107 days in 1899, 13.060 inches on 106 days in 1898, 15.600 inches on 125 days in 1897, 7.935 inches on 80 days in 1887, and a thirty-five years' (1871-1905) average of 14.71 inches on 113 days.

At the Normal Climatological Station in Trinity College, Dublin, the observer, Mr. William J. Good, reports that the mean height of the barometer was 30.020 inches, the range of atmospheric pressure being from 30.511 inches at 9 a.m. of the 11th to 29.457 inches at 9 p.m. of the 3rd. The mean value of the readings of the dry-bulb thermometer at 9 a.m. and 9 p.m. was 58.9°. The arithmetical mean of the daily maximal and minimal temperatures was also 58.9°. The screened thermometers rose to 79.5° on the 17th, and fell to 43.0° on the 11th. On the 11th the grass minimum was 33.0°. On the 17th the black bulb *in vacuo* rose to 125.5°. Rain fell on 18 days to the amount of 1.777 inches, the greatest fall in 24 hours being .385 inch on the 2nd. The duration of bright sunshine, according to the Campbell-Stokes recorder, was 178.1 hours, of which 13.2 hours occurred on the 18th. In July, 1904, there were 201 hours of bright sunshine, in July, 1905, 162.2 hours, and in July, 1906, 184.8 hours. The mean sub-soil temperatures were—at 1 ft., 59.5°; at 4 ft., 55.7°. The one-foot thermometer ranged between 55.7° on the 7th and 63.9° on the 19th. The four-feet thermometer ranged from 53.9° on the 1st to 57.9° on the 31st.

Dr. Arthur S. Goff reports that at Lynton, Dunderum, County Dublin, the rainfall was 1·79 inches on 16 days. The maximal fall in 24 hours was ·37 inch, measured on the 5th. The mean temperature was 61·0°, the range being from 81° on the 16th to 44° on the 11th. In July, 1901, 2·65 inches of rain fell at this station on 11 days; in 1902, 4·27 inches on 91 days; in 1903, 3·66 inches on 24 days; in 1904, 1·22 inches on 17 days; in 1905, ·98 inch on 20 days; and in 1906, 1·25 inches on 18 days.

At White Cross, Stillorgan, Miss Muriel E. O'Sullivan measured 1·821 inches of rain on 18 days, the largest amount which fell in 24 hours being ·280 inch on the 2nd.

At Cloneevin, Killiney, Co. Dublin, Mr. Robert O'Brien Furlong, C.B., reports that the rainfall in July was 1·94 inches on 18 days, compared with a twenty-two years' (1885-1906) average of 2·434 inches on 15·0 days. On the 3rd the rainfall was ·38 inch. In July, 1906, ·97 inch fell on 14 days; in 1905, 1·03 inches fell on 15 days; in 1904, only ·77 inch on 15 days; in 1903, 3·54 inches on 19 days; in 1902, 3·64 inches on 13 days; in 1901, 2·80 inches on 13 days. Thunder occurred on the 19th, 20th, 21st and 22nd. Since January, 1, 1907, 13·61 inches of rain have fallen on 114 days at this station, compared with 13·54 inches on 95 days in the corresponding 7 months of 1901, 16·90 inches on 111 days in 1902, 17·39 inches on 122 days in 1903, 13·69 inches on 110 days in 1904, 13·59 inches on 104 days in 1905, and 12·92 inches on 118 days in 1906. The lowest July fall was ·70 inch on 9 days in 1885; the highest, 6·72 inches on 20 days in 1896.

Mr. T. Bateman reports that the rainfall at the Green, Malahide, Co. Dublin, was 1·756 inches on 17 days. The largest daily fall was ·245 inch on the 2nd, and again on the 24th. The mean shade temperature was 59·1°, the extremes being—highest, 76·5° on the 17th; lowest, 42·0° on the 30th.

At the Ordnance Survey Office, Phoenix Park, rain fell on 18 days to the amount of 2·151 inches, the greatest rainfall in 24 hours being ·415 inch on the 9th. The total duration of bright sunshine was 174·9 hours, the longest daily sunshine being 13·3 hours on the 17th.

At Knockdolian, Greystones, Co. Wicklow, the rainfall in July was 2·525 inches on 13 days, compared with 1·095 inches on 13 days in 1906, 1·932 inches on 11 days in 1905, 1·395 inches on 15 days in 1904, 2·790 inches on 17 days in 1903, 4·550 inches on 11 days in 1902, and 2·390 inches on 10 days in 1901. Of the total rainfall ·630 inch fell on the 13th. The total fall since January 1st has been 16·615 inches on 105 days, compared with 13·630 inches on 86 days in 1906, 13·043 inches on 88 days in 1905, 15·702 inches on 109 days in 1904, 20·230 inches on 107 days in 1903, 19·641 inches on 95 days in 1902, and 16·060 inches on 85 days in 1901.

Dr. Arthur G. Price reports that at Clonsilla, Greystones, rain fell on 18 days to the amount of 2·23 inches. The mean temperature was 55·0°, the extremes being—highest, 77° on the 17th; lowest, 44° on the 10th, 11th and 30th. The heaviest rainfall in 24 hours was ·55 inch on the 13th.

Dr. Francis P. Leyland reports that at the Royal National Hospital for Consumption for Ireland, Newcastle, Co. Wicklow, rain fell on 18 days to the amount of 2·209 inches, the maximal fall in twenty-four hours being ·385 inch on the 9th. The mean temperature for the month was 58·6°; the extremes being—highest 79·0° on the 17th; lowest, 43·4° on the 11th. The July rainfalls in recent years at this station were—1903, 4·309 inches on 22 days; 1904, 2·256 inches on 18 days; 1905, 1·991 inches on 12 days; 1906, ·934 inch on 13 days. Since January 1, 16·930 inches of rain have fallen at this station on 119 days.

According to Mr. W. Miller, the rainfall in Cork City was 2·20 inches, or ·43 inch less than the average, and the rainy days were 13. The greatest fall was ·85 inch on the 24th. The mean temperature of the month was 58·6°, or 1·7° below the average for July. The thermometer rose to 78·0° on the 18th and 19th, and fell to 41·0° on the 2nd. The rainfall for 1907 up to July 31st was 16·36 inches—or 4·25 inches less than the average for the first seven months of the year—on 110 days.

The Rev. Arthur Wilson, M.A., reports a rainfall of 2·17 inches on 12 days at Dunmanway Rectory, Co. Cork. The heaviest falls in 24 hours were—·50 inch on the 4th, and ·48 inch on the 24th. There was absolute drought from the 13th to the 22nd, with very hot weather, especially on the 17th and 18th. During the first week there was an exceedingly cold N.W. wind. Sheet lightning was seen on the night of the 22nd.

Dr. J. Byrne Power, D.P.H., F.R. Met. Soc., Medical Superintendent Officer of Health, Kingstown, reports that the mean temperature at that station was 58·5°, being the lowest mean for July, as compared with a record of 20 previous years (1873-83 and 1898-1906), and 2·1° below the average for the month during these 20 years. The extremes were—highest, 75·5° on the 18th; lowest, 42·5° on the 11th. At Bournemouth the mean was 59·1°, being the lowest mean for the month at that station, as compared with a record of 9 previous years, and as much as 3·7° below the average during those years. The extremes were—highest, 79°, on the 16th; lowest, 45°, on the 13th. The mean range of temperature was 11·6° at Kingstown, and at Bournemouth 14·4°. The average temperature of the sea at Sandycove bathing-place was 58·2°, being only 0·3° below the average for the month during the previous 9 years, and the only July during those years for which the mean temperature of the sea was higher than that of the land. The mean relative humidity was 76 per cent., being the average percentage for the month at Kingstown during 6 previous years. The rainfall amounted to 2·16 inches on 16 days, being 0·39 inch below the average for the month during 17 previous years (1873-83 and 1901-06). The duration of bright sunshine was 175·8 hours, being 2·5 hours below the average of the month during the previous 6 years. The duration at the Ordnance Survey Office, Phoenix Park, Dublin, was 174·9 hours, 223·9 hours at Bournemouth, and 218·3 hours at Southport.

AUGUST.—While August partook of the changeable character of its predecessors, it was not an unfavourable month. The mean temperature was 4° below that of the exceptionally warm August of 1906, and also about one degree below the average for August in the 35 years, 1871-1905. The wind blew with great persistence from westerly (S.W., W. & N.W.) points, and often with considerable force. More than six-tenths of the sky was clouded over, the percentage of cloud being greater—contrary to the rule—at 9 p.m. (63.5 per cent.) than at 9 a.m. (59.7 per cent.).

In Dublin the arithmetical mean temperature (58.8°) was below the average (59.7°); the mean dry-bulb readings at 9 a.m. and 9 p.m. were 57.8° . In the forty-three years ending with 1907, August was coldest in 1881 (M. T. = 57.0°), and warmest in 1899 (M. T. = 63.4°). In 1906 the M. T. was 63.2° .

The mean height of the barometer was 29.927 inches, or 0.030 inch above the corrected average value for August—namely, 29.897 inches. The mercury rose to 30.383 inches at 9 p.m. of the 21st, and fell to 29.517 inches at 9 a.m. of the 4th. The observed range of atmospheric pressure was, therefore, .866 inch.

The mean temperature deduced from daily readings of the dry-bulb thermometer at 9 a.m. and 9 p.m. was 57.8° . It was 0.9° below the value for July, 1907. Using the formula, *Mean Temp.* = *Min.* + (*Max.*—*Min.*) \times .47, the mean temperature was 58.4° , or 0.9° below the average mean temperature for August calculated in the same way, in the thirty-five years 1871-1905, inclusive (59.3°). The arithmetical mean of the maximal and minimal readings was 58.8° , compared with a thirty-five years' average of 59.7° . On the 13th, the thermometer in the screen rose to 73.1° —wind, S.S.W.; on the 30th, the temperature fell to 44.1° —wind, N.W. The minimum on the grass was 40.7° , also on the 30th.

The rainfall was 2.230 inches on 19 days. The average rainfall for August in the thirty-five years 1871-1905, inclusive, was 3.24 inches, and the average number of rainy days was 18. The rainfall, therefore, was below the average, while the rainy days were slightly above the average. In 1900, the rainfall in August was very large—5.871 inches on 17 days; in 1889, also, 5.747 inches were registered on 22 days. On the other hand, in 1884, only .777 inch was measured on 8 days. August, 1905, established a record for rainfall in this month in Dublin, for the measurement was 7.019 inches on 22 days, 3.436 inches having fallen on the 25th. In 1906, the rainfall was 1.761 inches on 17 days.

High winds were noted on 15 days, but attained the force of a gale on only one day, the 16th, and then only for a short time. Temperature reached 70° in the screen on only one day, the 13th, compared with 7 days in August, 1901, only one day in both 1902 and 1903, 9 days in 1904, one day in 1905, and 17 days in 1906. A solar halo was seen on the 24th. Hail fell on the 15th. There was fog on the 30th. Lightning was seen on the night of the 9th, and aurora borealis at 9 p.m. of the 31st.

The rainfall in Dublin during the eight months ending August 31st amounted to 16.588 inches on 146 days, compared with 15.425 inches on 139 days in 1906, 18.041 inches on 131 days in 1905, 16.808 inches on 135 days in 1904, 21.872 inches on 157 days in 1903, 18.456 inches on 133 days in 1902, 14.384 inches on 106 days in 1901, 9.455 inches on 96 days during the same period in 1887, and a thirty-five years' average (1871-1905) of 17.95 inches on 131 days.

At the Normal Climatological Station in Trinity College, Dublin, Mr. J. E. W. Flood reports that the mean height of the barometer was 29.929 inches. The range of atmospheric pressure was between 30.386 inches at 9 p.m. of the 21st and 29.516 inches at 9 a.m. of the 4th. The mean value of the readings of the dry-bulb thermometer at 9 a.m. and 9 p.m. was 58.7° . The arithmetical mean of the daily maximal and minimal temperatures was 58.9° . The screened thermometers rose to 73.8° on the 13th, and fell to 43.1° on the 30th. On the 24th the grass minimum was 37.3° . On the 28th the black bulb *in vacuo* rose to 133.6° . Rain fell on 19 days to the amount of 2.215 inches, the greatest fall in 24 hours being .481 inch on the 29th. The duration of bright sunshine, according to the Campbell-Stokes recorder, was 151.4 hours, of which 9.7 hours occurred on the 6th, 9.4 hours on the 10th, and 9.4 hours on the 27th. In August, 1904, there was 183.75 hours of bright sunshine, in 1905, 121.9 hours, and in 1906, 176.9 hours. The mean earth-temperatures were—at 1 ft., 59.1° ; at 4 ft., 57.3° . The one-foot thermometer ranged between 60.7° on the 14th and 56.9° on the 30th. The four-feet thermometer ranged from 58.0° on the 1st to 56.9° on the 22nd and following days.

According to Mr. Robert O'Brien Furlong, C.B., at Cloneevin, Killiney, Co. Dublin, 2.19 inches of rain fell on 17 days. The maximal fall in 24 hours was .50 inch on the 29th. The average rainfall in August of the twenty-two years, 1885-1906, was 3.239 inches on 17.0 days. Since January 1st, 1907, 15.80 inches of rain fell at this station on 131 days.

Dr. Christopher Joynt, F.R.C.P.I., returns the rainfall at 21 Leeson Park at 2.355 inches, of which .520 inch fell on the 29th, and .340 inch on the 28th. The rainy days were 21. In July, 1.875 inches of rain fell at this station on 17 days, the largest daily fall being .470 inch on the 3rd. On the 2nd, also, .348 inch was recorded.

Dr. Arthur S. Goff reports that at Lynton, Dundrum, County Dublin, the rainfall was 2.51 inches on 19 days. The maximal falls in 24 hours were .48 inch on the 28th, and again on the 29th. The corresponding figures for 1901 were 3.11 inches on 16 days, for 1902, 2.73 inches on 18 days, for 1903, 2.78 inches on 25 days, for 1904, .98 inch on 20 days, for 1905, 9.35 inches on 21 days, and for 1906, 1.48 inches on 15 days. The mean shade temperature was 59.8° , the range being from 73° on the 13th to 44° on the 30th. In August, 1901, the M. T. was 60.5° , in 1902, it was 58.7° , in 1903, 58.6° , in 1904, 60.5° , in 1905, 59.1° , and in 1906, 63.6° .

At White Cross, Stillorgan, Miss Muriel E. O'Sullivan measured 2·641 inches of rain on 19 days, the largest amount which fell in 24 hours being ·540 inch on the 29th.

Mr. T. Bateman reports that the rainfall at The Green, Malahide, Co. Dublin, was 2·326 inches on 20 days; the heaviest fall in 24 hours was ·417 on the 2nd. In August, 1906, 2·369 inches fell on 17 days, the greatest fall in 24 hours being ·552 inch on the 23rd. The mean shade temperature was 58·1°, the extremes being—highest, 72·0° on the 8th; lowest, 38·0° on the 31st.

According to Mr. R. Cathcart Dobbs, J.P., at Knockdolian, Greystones, Co. Wicklow, the rainfall for August was 1·950 inches on 17 days, compared with 1·765 inches on 13 days in 1906, 8·915 inches on 22 days in 1905, 2·875 inches on 20 days in 1904, 2·870 inches on 27 days in 1903, 3·520 inches on 16 days in 1902, and 3·625 inches on 15 days in 1901. The heaviest fall in 24 hours was ·370 inch on the 28th. The total fall since January 1st, amounts to 18·565 inches on 122 days, compared with 15·455 inches on 99 days in 1906, 21·058 inches on 110 days in 1905, 18·577 inches on 129 days in 1904, 23·100 inches on 134 days in 1903, 23·161 inches on 111 days in 1902, and 19·685 inches on 100 days in 1901.

At Clonsilla, Greystones, Co. Wicklow, Dr. Arthur G. Price recorded a rainfall of 1·89 inches, distributed over 16 days. The greatest measurement in 24 hours was ·38 inch on the 28th. The mean temperature was 55·5°, the highest being 80° on the 13th; the lowest 39° on the 31st.

At the Royal National Hospital for Consumption for Ireland, Newcastle, Co. Wicklow, Dr. Francis P. Leyland measured 2·563 inches of rain on 18 days, the maximum in 24 hours being ·596 inch on the 29th. Up to August 31st, the rainfall of 1907 at this station amounts to 19·493 inches on 137 days. The mean temperature for August was 57·4°, the extremes being—highest, 75·2° on the 13th; lowest, 42·8° on the 30th.

According to Mr. W. Miller, the rainfall in Cork City was 2·98 inches, or 0·52 inch less than the average, and the rainy days were 19. The greatest fall was ·73 inch on the 2nd. On the 11th ·65 inch fell during a violent thunderstorm from 9 to 10 p.m. The mean temperature of the month was 57·2°, or 2·5° below the average. The thermometer rose to 67·5° on the 20th and fell to 43·0° on the 22nd. The rainfall for 1907 up to August 31st, was 19·34 inches, compared with an average of 24·11 inches.

The Rev. Arthur Wilson, M.A., returns the rainfall at the Rectory, Dunmanway, Co. Cork, at 6·08 inches on 20 days. The largest measurements in 24 hours were 1·30 inches on the 2nd, and ·98 inch on the 3rd and again on the 11th. A great thunderstorm occurred on the night of the 11th, with vivid lightning for 2 hours. Between 7.30 p.m. and 10.30 p.m. ·76 inch of rain fell.

At the Ordnance Survey Office, Phoenix Park, Dublin, rain fell on 23 days to the amount of 2·867 inches, the largest measurement in 24 hours being ·550 inch on the 29th. The total duration of bright sunshine was 160·7 hours, the longest daily spell being 10·8 hours on the 10th.

SEPTEMBER.—September, 1907, opened with as cold a spell as has been observed at this season for very many years, but on the 5th there was a sudden rise of temperature, and the remainder of the month was warm, fine, and tranquil, like the Septembers of 1865, 1898, and 1906. In the wake of a baric depression, which was central near Malin Head on the morning of the 2nd and afterwards travelled north-eastwards to Norway, fresh N.W. winds brought clouds, showers, and low temperature. On the 3rd the thermometer in Dublin ranged from 42·3° to 52·5°, and the mean was 47·4°. On September 2, 1906, the thermometer rose from a minimum of 58·9° to a maximum of 77·8°. The mean of that hot September day was 68·4°, or 21° above that of the cold September 3rd of 1907. In the unsettled first week the dominant wind was S.W., and rain fell on 5 days to the amount of ·514 inch. During the rest of the month there were only 2 "rain days," and the measurement was only ·038 inch. The fine autumnal weather was due to the existence over the British Isles, France and Germany of an anticyclone of unusual staying power and immobility.

In Dublin the arithmetical mean temperature (57·8°) was 1·9° above the average (55·9°); the mean dry-bulb readings at 9 a.m. and 9 p.m. were 56·8°. In the forty-three years ending with 1907, September was coldest in 1886 and 1892 (M. T. = 53·0°), and warmest in 1865 (M. T. = 61·4°) and 1898 (M. T. = 60·2°). In 1906 the M. T. was 57·1°.

The mean height of the barometer was 30·091 inches, or 0·181 inch above the corrected average value for September—namely, 29·910 inches. The mercury rose to 30·472 inches at 9 a.m. of the 18th, having fallen to 29·486 inches at 11.15 a.m. of the 2nd. The observed range of atmospheric pressure was, therefore, ·986 inch.

The mean temperature deduced from daily readings of the dry-bulb thermometer at 9 a.m. and 9 p.m. was 56·8°, or only 1·0° below the value for August, 1907. Using the formula, $Mean\ Temp. = Min. + (Max. - Min.) \times .476$, the mean temperature was 57·5°, or 1·8° above the average mean temperature for September, calculated in the same way, in the thirty-five years, 1871-1905, inclusive (55·7°). The arithmetical mean of the maximal and minimal readings was 57·8°, compared with a thirty-five years' average of 55·9°. On the 10th the thermometer in the screen rose to 71·2° wind, S.E.; on the 4th the temperature fell to 38·7°—wind, N.W. The minimum on the grass was 34·5° on the 4th.

The rainfall was ·552 inch on 7 days. The average rainfall for September in the thirty-five years, 1871-1905, inclusive, was 2·210 inches, and the average number of rainy days was 15. In 1871 the rainfall was very large—4·048 inches on, however, only 13 days; in 1896 no less than 5·073 inches fell on 23 days, establishing a record rainfall for September. On the other hand, in 1865, only ·056 inch was measured on but 3 days. In 1906, ·696 inch fell on 7 days.

High winds were noted on only 2 days, and never attained the force of a gale. The atmosphere was foggy on the 3rd, 7th, 8th, 18th, 20th, 21st, 22nd, and 30th. A solar halo was observed on the 8th. Lightning was seen on the 10th.

The rainfall in Dublin during the nine months ending September 30th amounted to 17.140 inches on 153 days, compared with 16.121 inches on 146 days in 1906, 19.266 inches on 145 days in 1905, 19.147 inches on 152 days in 1904, 25.269 inches on 174 days in 1903, 21.425 inches on 149 days in 1902, 18.070 inches on 124 days in 1901, only 10.968 inches on 112 days in 1887, and a thirty-five years' average of 20.160 inches on 146 days.

At the Normal Climatological Station in Trinity College, Dublin, the observer, Mr. J. E. W. Flood, Sch., reports that the mean height of the barometer was 30.093 inches. The range of atmospheric pressure was from 29.506 inches at 9 a.m. of the 2nd to 30.473 inches at 9 a.m. of the 18th. The mean value of the readings of the dry-bulb thermometer at 9 a.m. and 9 p.m. was 57.5°. The arithmetical mean of the daily maximal and minimal temperatures was 57.8°. The screened thermometers rose to 72.8° on the 10th, and fell to 39.1° on the 4th. On the latter date the grass minimum was 31.1°. On the 7th the black bulb *in vacuo* rose to 124.9°. Rain fell on 6 days to the amount of .454 inch, the greatest fall in 24 hours being .223 inch on the 3rd. The duration of bright sunshine, according to the Campbell-Stokes recorder, was 98.2 hours, of which 9.1 hours occurred on the 10th. The mean earth temperatures were—at 1 ft., 57.3°; at 4 ft., 56.3°. The one-foot thermometer ranged from 59.4° on the 11th to 53.6° on the 4th. The four-feet thermometer ranged from 56.9° on the 1st, 3rd, and 7th, to 55.9° on the 8th.

Dr. Francis P. Leyland reports that at the Royal National Hospital for Consumption, Newcastle, Co. Wicklow, the rainfall was .939 inch on 8 days, the maximal daily fall was .350 inch on the 3rd. On the 4th also .322 inch fell. The thermometer in the shade rose to 68.4° on the 9th and fell to 38.2° on the 4th. The mean temperature was 57.6°. Up to September 30th the rainfall of 1907 has amounted to 20.432 inches on 145 days.

Mr. Robert O'Brien Furlong, C.B., reports that the rainfall at Cloneevan, Killiney, Co. Dublin, was only .52 inch on 7 days, the maximum being .27 inch on the 3rd. The average September rainfall at this station in 22 years (1885-1906) was 2.00 inches on 13 days. Partial drought prevailed from the 4th to the 30th, only .17 inch of rain having fallen. Between the 5th and 30th inclusive, only .05 inch fell. Up to the 30th, from January 1st, 16.32 inches of rain had fallen on 138 days. In 1906, the September rainfall was only .34 inch on 6 days.

Mr. R. Cathcart Dobbs, J.P., reports that at Knockdolian, Greystones, Co. Wicklow, the rainfall was .900 inch on 7 days, compared with .338 inch on 6 days in 1906, 1.055 inches on 10 days in 1905, 2.880 inches on 12 days in 1904, 3.950 inches on 20 days in 1903, 3.995 inches on 12 days in 1902, and 5.420 inches on 19 days in 1901. The heaviest fall in 24 hours was .300 inch on the 3rd. At Knockdolian the rainfall since January 1st, 1907, has been 19.465 inches on 129 days, compared with 15.793 inches on 105 days in 1906, 22.113 inches on 120 days in 1905, 31.457 inches on 141 days in 1904, 27.050 inches on 154 days in 1903, 27.156 inches on 123 days in 1902, and 25.105 inches on 119 days in 1901.

At Clonsilla, Greystones, Dr. Arthur G. Price recorded a rainfall of .85 inch on 7 days. The greatest rainfall in 24 hours was .30 inch on the 3rd. Temperature was highest (70°) on the 5th and 6th, lowest (36°) on the 3rd. The mean temperature was 56°.

Dr. Arthur S. Goff returns the rainfall at Lynton, Dundrum, Co. Dublin, at .67 inch on 8 days, compared with 5.03 inches on 18 days in 1901, 4.09 inches on 19 days in 1902, 4.33 inches on 21 days in 1903, 2.94 inches on 19 days in 1904, 1.07 inches on 15 days in 1905, and .62 inch on 8 days in 1906. The greatest daily fall was .34 inch on the 3rd. The mean temperature in the shade was 58.2°, compared with 55.3° in 1903, 56.2° in 1904, 54.9° in 1905, and 57.6° in 1906. The screened thermometers, rose to 70° on the 9th and 10th, and fell to 40° on the 4th.

Mr. T. Bateman reports that the rainfall at The Green, Malahide, Co. Dublin, was .602 inch on 7 days, the greatest fall in 24 hours being .205 inch on the 2nd. The mean shade temperature was 56.9°, the extremes being—highest, 71° on the 12th; lowest, 35° on the 3rd. In September, 1906 the rainfall was .681 inch on 9 days.

At 21 Leeson Park, Dublin, Dr. Christopher Joynt, F.R.C.P.I., registered .567 inch of rain on 8 days, the greatest fall in 24 hours being .275 inch on the 3rd.

The Rev. Arthur Wilson, M.A., returns the rainfall at the Rectory, Dunmanway, Co. Cork, at 2.36 inches on 9 days, the heaviest fall in 24 hours being .83 inch on the 25th. No rain fell from the 10th to the 24th, and only .03 inch from the 6th to the 24th.

Mr. Wm. Miller states that in the City of Cork the rainfall was 2.22 inches on 9 days, or 0.46 inch below the average for September. The rainfall was greatest on the 26th, when 1.22 inches was measured. In the 9 months ended September 30th, the rainfall was 21.56 inches, or 5.23 inches less than the average.

Miss Muriel E. O'Sullivan reports that at Whitecross, Stillorgan, Co. Dublin, the rainfall was 1.071 inches on 9 days, of which amount .395 inch was measured on the 3rd.

The rainfall recorded at the Ordnance Survey Office, Phoenix Park, was only .459 inch on 7 days, the greatest measurement in 24 hours being .200 inch on the 3rd. The total amount of sunshine at this station was 105.4 hours, the most registered on any one day being 9.8 hours on the 21st.

OCTOBER.—True to its wonted character, October of this year was a rainy month—the total fall being 5·121 inches on 29 “rain-days.” The heaviest rainfalls took place on the 8th (·711 inch), 30th (·519 inch), and 9th (·480 inch). But the month was mild.

The unusual number of 29 “rain-days” establishes a record for wetness, but the total rainfall was exceeded in October, 1875 (7·049 inches on 26 days), and 1880 (7·358 inches on 15 days). In the latter October 1·696 inches fell on the 5th, and no less than 2·736 inches on the 27th. Thunder and lightning, with heavy rain, prevailed between 4 and 7 p.m. of the 9th. A fragment of a rainbow-coloured solar halo was seen at 9 a.m. of the 30th.

In Dublin the arithmetical mean temperature (49·9°) was very slightly above the average (49·5°); the mean dry-bulb readings at 9 a.m. and 9 p.m. were 49·4°. In the forty-three years ending with 1907, October was coldest in 1892 (M. T. = 44·8°) and in 1896 (M. T. = 45·0°). It was warmest in 1876 (M. T. = 53·1°). The M. T. in 1906 was 51·2°.

The mean height of the barometer was 29·561 inches or 0·279 inch below the corrected average value for October—namely, 29·840 inches. The mercury rose to 30·092 inches at 9 p.m. of the 4th, and fell to 28·768 inches at 2 p.m. of the 18th. The observed range of atmospheric pressure was, therefore, 1·324 inches.

The mean temperature deduced from daily readings of the dry-bulb thermometer at 9 a.m. and 9 p.m. was 49·4°, or 7·4° below the value for September, 1907. The arithmetical mean of the maximal and minimal readings was 49·9°, compared with a thirty-five years’ (1871-1905) average of 49·5°. Using the formula, *Mean Temp.* = *Min.* + (*Max.*—*Min.*) × ·485, the mean temperature was 49·8°, or 0·5° above the average mean temperature for October, calculated in the same way, in thirty-five years, 1871-1905, inclusive (49·3°). On the 5th the thermometer in the screen rose to 65·1°—wind, W.S.W.; on the 24th the temperature fell to 32·8°—wind, W. The minimum on the grass was 30·0° on the 16th.

The rainfall was 5·121 inches, distributed over 29 days; both the rainfall and the rainy days were much above the average. The average rainfall for October in the thirty-five years, 1871-1905, inclusive, was 2·870 inches, and the average number of rainy days was 18. In 1880 the rainfall in October was very large—7·358 inches on 15 days. In 1875, also, 7·049 inches fell on 26 days. On the other hand, in 1904 only ·454 inch fell on 11 days, in 1890 only ·639 inch fell on but 11 days; in 1884, only ·834 inch on but 14 days; and in 1868 only ·856 inch on 15 days. In 1906 the rainfall was 3·318 inches on 22 days.

High winds were noted on 9 days, but attained the force of a gale on only two occasions—the 1st and 18th. The atmosphere was more or less foggy in Dublin on the 8th, 12th, 20th, 23rd, 24th, and 25th. A lunar rainbow was seen on the 19th. Solar halos were seen on the 4th, 16th, and 30th; there was a lunar halo on the 16th. Lightning occurred on the evenings of the 3rd, and 8th, and a thunderstorm on the 9th.

The rainfall in Dublin during the ten months ending October 31st amounted to 22·261 inches on 182 days, compared with 12·366 inches on 123 days during the same period in 1887 (the dry year), 20·466 inches on 145 days in 1901, 24·481 inches on 172 days in 1902, 27·882 inches on 196 days in 1903, 19·601 inches on 163 days in 1904, 20·462 inches on 161 days in 1905, 19·439 inches on 168 days in 1906, and a thirty-five years’ (1871-1905) average of 23·030 inches on 164 days.

At the Normal Climatological Station in Trinity College, Dublin, Mr. William J. Good reports that the mean height of the barometer was 29·565 inches, the range of atmospheric pressure being from 30·092 inches at 9 p.m. of the 4th to 28·848 inches at 9 p.m. of the 18th. The mean value of the readings of the dry-bulb thermometer at 9 a.m. and 9 p.m. was 50·3°. The arithmetical mean of the daily maximal and minimal temperatures was also 50·3°. The screened thermometers rose to 65·8° on the 6th, and fell to 33·0° on the 24th. On this latter date the grass minimum was 29·6°, but it was 27·9° on the 16th, and ground frost was felt on 3 nights. On the 5th the black bulb *in vacuo* rose to 98·6°. Rain fell on 27 days to the amount of 4·969 inches, the greatest fall in 24 hours being ·730 inch on the 8th. The duration of bright sunshine, according to the Campbell-Stokes recorder, was only 55·5 hours, of which 7·6 hours occurred on the 7th. The mean daily sunshine was but 1·8 hours. The mean temperature of the soil at 9 a.m., at a depth of 1 foot, was 51·6°; at a depth of 4 feet it was 53·8°. The subsoil temperature at 1 foot decreased from 56·5° on the 6th to 47·9° on the 27th. At 4 feet it decreased from 56·0° on the 1st, 2nd, and 3rd, to 51·2° on the 31st.

At Cloneevin, Killiney, Co. Dublin, Mr. Robert O’B. Furlong, C.B., returns the rainfall in October at 4·98 inches on 28 days, compared with 2·760 inches on 20 days in 1902, 3·820 inches on 26 days in 1903, only ·290 inch on 12 days in 1904, 1·01 inches on 14 days in 1905, 3·43 inches on 24 days in 1906, and a twenty-two years’ average (1885-1906) of 2·789 inches on 16·8 days. On the 14th ·75 inch fell. Since January 1st, 1907, 21·30 inches of rain have fallen at this station on 166 days. In October, 1894, the rainfall at Cloneevin was 6·46 inches on 18 days.

Mr. T. Bateman reports that the rainfall at The Green, Malahide, Co. Dublin, was 3·744 inches on 24 days, the greatest fall in 24 hours being ·455 inch on the 30th. The mean shade temperature was 47·9°, the extremes being—highest, 67·0° on the 5th; lowest, 29° on the 15th.

Dr. Arthur S. Goff reports that at Lynton, Dundrum, Co. Dublin, rain fell on 30 days to the amount of 5·40 inches, compared with 2·40 inches on 21 days in 1901, 3·45 inches on 24 days in 1902, 3·38 inches on 26 days in 1903, ·42 inch on 9 days in 1904, 1·54 inches on 15 days in 1905, and 4·52 inches on 24 days in 1906. The greatest measurement in 24 hours was ·63 inch on the 8th. The mean temperature in the shade was 49·9°, the range being from 65° on the 6th to 35° on the 16th and 24th. The mean temperature of October was 50·0° in 1901, 50·9° in 1902, 50·8° in 1903, 51·6° in 1904, 47·1° in 1905, and 50·7° in 1906. Thunder and lightning occurred on the 8th and 9th.

Dr. Christopher Joynt, F.R.C.P.I., registered 5·525 inches of rain on 30 days at 21 Leeson Park, Dublin, the largest measurement in 24 hours being ·740 inch on the 8th.

Miss Muriel E. O'Sullivan recorded a rainfall of 5·620 inches on 26 days at White Cross, Stillorgan, Co. Dublin. The heaviest fall in 24 hours was ·620 inch on the 30th. On the 19th ·500 inch fell, and on the 18th ·460 inch.

Mr. R. Cathcart Dobbs, J.P., reports that the rainfall in October, at Knockdolian, Greystones, Co. Wicklow, amounted to 5·665 inches on 24 days. Of this quantity, ·900 inch fell on the 30th. From January 1st, 1907, up to October 31st, rain has fallen at Knockdolian on 153 days to the total amount of 25·130 inches. In 1901 the rainfall in the corresponding ten months was 28·030 inches on 135 days; in 1902 it was 31·811 inches on 140 days; in 1903, 30·965 inches on 181 days; in 1904, 22·087 inches on 151 days; in 1905, 22·754 inches on 131 days; and in 1906, 20·998 inches on 135 days.

At Clonsilla, Greystones, Dr. Arthur G. Price recorded 5·37 inches of rain on 27 days. The greatest fall in 24 hours was ·90 inch on the 30th.

Dr. Francis P. Leyland reports a rainfall of 6·296 inches on 29 days at the Royal National Hospital for Consumption for Ireland, Newcastle, Co. Wicklow. The greatest fall in 24 hours was 1·412 inches on the 30th, a very heavy downpour taking place between 8 p.m. and 12 midnight of that day. The rainfall to October 31st at this station amounts to 26·728 inches on 174 days. The mean temperature for October was 49·9°, the maximum being 65·6° on the 5th, and the minimum 33·8° on the 16th.

Mr. William Miller states that in the City of Cork there were 27 days with rain during the month—total fall, 5·07 inches, which was 1·74 inches over the average. The greatest day's rain was that of the 20th—0·65 inch. The rainfall of the past ten months was 26·63 inches, which was 3·49 inches short of the average for the same period.

The Rev. Arthur Wilson, M.A., recorded a rainfall of 6·43 inches on 28 days at the Rectory, Dunmanway, Co. Cork. There were many fine and bright days, the rain often falling at night. The heaviest falls in 24 hours were ·91 inch on the 17th, ·71 inch on the 18th, and ·66 inch on the 20th. The rainfall for 10 months of 1907 is 42·31 inches, compared with 43·18 inches in 1905, and 43·29 inches in 1906.

At the Ordnance Survey Office, Phoenix Park, Dublin, the October rainfall was 5·202 inches on 27 days, compared with 2·551 inches on 20 days in 1906, 1·365 inches on 17 days in 1905, ·650 inch on 10 days in 1904, and 2·339 inches on 24 days in 1903. The heaviest fall in 24 hours was ·737 inch on the 8th. At the Royal Botanic Gardens, Glasnevin, rain fell on 29 days to the amount of 5·360 inches, the greatest daily fall being ·97 inch on the 9th.

NOVEMBER.—A cool, comparatively quiet November, notable for a freedom from high winds in the Dublin district. The rainy period which had lasted through October, drew to a close on the 4th, after which date four consecutive rainless days were recorded. Comparatively fine autumnal weather held during the second week. Clouds spoiled the view of the transit of Mercury across the sun on Thursday, the 14th. The weather of the third week was cold and changeable, but on the whole it was fine, and the rainfall was slight. At 8 a.m. of Tuesday, the 19th, the barometer ranged from 28·23 inches at Reykjavik on the south-west coast of Iceland to 30·9 inches and upwards over central Russia. During the last week a series of deep atmospheric depressions came in from the Atlantic, causing heavy rains in all parts of the British Islands, sleet and hail in the northern districts.

In Dublin the arithmetical mean temperature (44·6°) was 0·7° below the average (45·3°); the mean dry-bulb readings at 9 a.m. and 9 p.m. were 44·0°. In the forty-three years ending with 1907, November was coldest in 1878 (M. T.=38·2°), and in 1870 (M. T.=42·2°); warmest in 1899 (M. T.=50·7°), and in 1881 (M. T.=50·3°). In 1906 the M. T. was 47·6°.

The mean height of the barometer was 29·928 inches, or 0·068 inch above the corrected average value for November—namely, 29·860 inches. The mercury rose to 30·487 inches at 9 a.m. of the 30th, having fallen to 28·917 inches at 9 a.m. of the 26th. The observed range of atmospheric pressure was, therefore, 1·570 inches.

The mean temperature deduced from daily readings of the dry-bulb thermometer at 9 a.m. and 9 p.m. was 44·0°, or 5·4° below the value for October, 1907. The arithmetical mean of the maximal and minimal readings was 44·6°, compared with a thirty-five years' (1871-1905) average of 45·3°. On the 4th the thermometer in the screen rose to 56·1°—wind, S.S.W.; on the 25th the temperature fell to 29·8°—wind, W. The minimum on the grass was 24·5° on the 25th.

The rainfall was 2·584 inches on 14 days—the rainfall and rainy days were below the average. The average rainfall for November in the thirty-five years, 1871-1905, inclusive, was 2·720 inches, and the average number of rainy days was 17. In 1888, 6·459 inches fell on 26 days. On the other hand, the rainfall in 1896 was only ·664 inch on nine days. In 1905 the rainfall was 3·551 inches on 19 days; in 1906, it was 1·562 inches on 17 days.

High winds were noted on only 3 days and never attained the force of a gale. The atmosphere was more or less foggy in Dublin on the 4th, 7th, 8th, 9th, 17th, 18th, 27th, and 30th. Solar halos were seen on the 17th and 20th. Lunar halos appeared on the 15th, 17th, and 22nd. There were lunar coronas on the 16th and 19th. There was a lunar rainbow on the evening of the 16th.

The rainfall in Dublin during the eleven months ending November 30th amounted to 24·845 inches on 196 days, compared with 15·378 inches on 141 days during the same period in 1887, 24·086 inches on 156 days in 1901, 27·812 inches on 190 days in 1902, 30·015 inches on 212 days in 1903, 20·678 inches on 172 days in 1904, 24·013 inches on 180 days in 1905, 21·001 inches on 185 days in 1906, and a thirty-five years' average of 25·750 inches on 181 days.

At the Normal Climatological Station in Trinity College, Dublin, Mr. William J. Good reports that the mean height of the barometer was 29·927 inches, the range of atmospheric pressure being from 30·484 inches at 9 a.m. of the 30th to 28·924 inches at 9 a.m. of the 26th. The mean value of the readings of the dry-bulb thermometer at 9 a.m. and 9 p.m. was 44·8°. The arithmetical mean of the daily maximal and minimal temperatures was 45·3°. The screened thermometers rose to 57·3° on the 4th, and fell to 31·2° on the 25th. On the 19th the grass minimum was 23·7°. On the 1st the black bulb *in vacuo* rose to 77·0°. Rain fell on 13 days to the amount of 2·478 inches, the greatest fall in 24 hours being ·523 inch on the 26th. The duration of bright sunshine, according to the Campbell-Stokes recorder, was 33·9 hours, of which 4·4 hours occurred on the 10th. The mean daily sunshine was but 1·1 hours. The mean temperature of the soil at 9 a.m. was 45·7° at a depth of 1 foot; at a depth of 4 feet it was 49·4° at 9 a.m.

At Cloneevin, Killiney, Co. Dublin, Mr. Robert O'B. Furlong, C.B., states that 2·41 inches of rain fell on 16 days, compared with a twenty-two years' (1885-1906) average of 2·975 inches on 16·2 days. The maximal fall in 24 hours was ·57 inch on the 27th. Since January 1, 1907, 23·71 inches of rain have fallen at this station on 182 days. The corresponding figures for 1901 were 26·10 inches on 161 days; 1902, 30·18 inches on 178 days; 1903, 30·05 inches on 203 days; 1904, 20·39 inches on 166 days; 1905, 25·95 inches on 167 days; and 1906, 20·22 inches on 183 days.

Mr. R. Cathcart Dobbs, J.P., reports that at Knockdolian, Greystones, Co. Wicklow, the rainfall was 2·895 inches on 14 days. Of the total quantity ·790 inch fell on the 27th. From January 1st, 1907, up to November 30th, rain fell at Greystones on 167 days to the amount of 28·025 inches. The corresponding figures for 1901 were 31·425 inches on 147 days; 1902, 37·101 inches on 157 days; 1903, 33·070 inches on 193 days; 1904, 23·572 inches on 160 days; 1905, 27·515 inches on 150 days; and 1906, 22·628 inches on 140 days.

Dr. Francis P. Leyland reports a rainfall of 2·819 inches on 16 days at the Royal National Hospital for Consumption for Ireland, Newcastle, Co. Wicklow. The greatest fall in 24 hours was ·612 inch on the 25th. The rainfall to November 3rd at this station amounts to 29·547 inches on 190 days. The mean temperature for the month was 48·3°, the maximum being 54·4° on the 2nd and 14th, and the minimum 34·2° on the 25th.

The rainfall recorded at Clonsilla, Greystones, by Dr. Arthur G. Price was 2·67 inches on 13 days. The greatest fall in 24 hours was ·76 inch on the 27th.

Dr. Arthur S. Goff reports that at Lynton, Dundrum, Co. Dublin, rain fell on 19 days to the amount of 3·10 inches, the greatest measurement in 24 hours being ·80 inch on the 1st. In November, 1901, the rainfall was 3·53 inches on 8 days; in 1902, it was 4·61 inches on 17 days; in 1903, 1·93 inches on 14 days; in 1904, 1·26 inches on 11 days; in 1905, 4·35 inches on 22 days; and in 1906, 1·60 inches on 15 days. The mean temperature in the shade was 44·6°, the range being from 54° on the 1st, 2nd, 4th and 14th to 32° on the 25th and 30th.

At White Cross, Stillorgan, Co. Dublin, Miss Muriel E. O'Sullivan measured 2·910 inches of rain on 16 days. The heaviest rainfall in 24 hours was ·580 inch on the 1st, but ·540 inch fell on the 27th.

Dr. Christopher Joynt, F.R.C.P.I., registered 2·810 inches on 16 days at Leeson Park, Dublin. The maximum in 24 hours was ·550 inch on the 1st. In November, 1905, 3·795 inches of rain had been recorded at this station, and in 1906, 1·485 inches.

Mr. T. Bateman reports that the rainfall at The Green, Malahide, Co. Dublin, was 2·584 inches on 13 days—the greatest fall in 24 hours being ·515 inch on the 27th. The mean shade temperature was 40·6°, the extremes being—highest, 53·5° on the 14th; lowest, 24° on the 24th.

In the City of Cork Mr. William Miller returns the rainfall at 3·93 inches, or ·05 inch over the average for November. There were 16 rainy days. The heaviest fall in 24 hours was ·93 inch on the 3rd. Up to November 30th, the rainfall of 1907 amounted to 30·54 inches, that is 3·41 inches less than the average for eleven months of the year.

At Dunmanway Rectory, Co. Cork, the Rev. Arthur Wilson, M.A., registered a rainfall of 4·29 inches on 19 days, the heaviest falls in 24 hours being ·90 inch on the 1st, ·78 inch on the 25th, and ·56 inch on the 27th. Thunder and lightning occurred on the evening of the 26th.

At the Ordnance Survey Office, Phoenix Park, Dublin, rain fell on 16 days to the amount of 2·362 inches, the largest measurement in 24 hours being ·590 inch on the 27th. The total amount of sunshine was 67·8 hours, the most in one day being 6·7 hours on the 18th.

DECEMBER—A dull, rainy, open month, but severely cold during the last seven days. On Sunday, the 1st, a large anticyclone still covered the British Isles, but the system was retreating steadily eastwards. Very unsettled conditions followed, as a succession of deep atmospheric depressions passed north-eastwards across the Atlantic between the British Isles and Iceland. The weather remained rough and very unsettled, with unusually frequent rainfalls until the 15th, when a brief

spell of fine, quiet, cold weather accompanied a ridge of high barometric pressure which drifted eastwards, across Ireland in the first instance and England later on. In the third week (16th to 23rd) a warm southerly air-current passed over western Europe, temperature exceeding the average throughout the United Kingdom—to the extent of more than 4° generally and more than 6° in the midland counties of England. A marked change occurred on Christmas Eve, with the setting in of a strong S.E. wind tangential to a vast continental anticyclone, within the limits of which intense cold prevailed in Northern and Central Europe. The last week was extremely severe, keen and strong easterly winds blowing over the whole country, with leaden skies and frequent showers of hail, sleet, and snow. The change was attended by a rainstorm of exceptional duration in the south of Ireland. At the Rectory, Dunmanway, Co. Cork, 4 inches of rain fell in the seventy-two hours ended at 9 a.m. of the 28th.

In Dublin the arithmetical mean temperature ($43^{\circ}0'$) was $1^{\circ}0'$ above the average ($42^{\circ}0'$); the mean dry-bulb readings at 9 a.m. and 9 p.m. were $42^{\circ}6'$. In the forty-three years ending with 1907, December was coldest in 1878 (M. T. = $32^{\circ}8'$), and in 1874 (M. T. = $36^{\circ}8'$); warmest in 1898 (M. T. = $47^{\circ}6'$), and in 1900 and 1905 (M. T. = $47^{\circ}1'$).

The mean height of the barometer was 29.630 inches, or 0.245 inch below the corrected average value for December—namely 29.875 inches. The mercury rose to 30.246 inches at 9 p.m. of the 23rd, having fallen to 28.782 inches at 3.30 p.m. of the 8th. The observed range of atmospheric pressure was, therefore, 1.464 inches.

The mean temperature deduced from daily readings of the dry-bulb thermometer at 9 a.m. and 9 p.m. was $42^{\circ}6'$, or $1^{\circ}4'$ below the value for November, 1907. Using the formula $Mean\ Temp. = Min. + (Max. - Min.) \times .52$, the value was $43^{\circ}2'$ or $1^{\circ}1'$ above the average mean temperature for December, calculated in the same way, in the thirty-five years, 1871-1905, inclusive ($42^{\circ}1'$). The arithmetical mean of the maximal and minimal readings was $43^{\circ}0'$, compared with a thirty-five years average of $42^{\circ}0'$. On the 20th the thermometer in the screen rose to 54.8° —wind, S.; on the 15th the temperature fell to 31.0° —wind, W. The minimum on the grass was $28^{\circ}1'$ on the 15th. There was only one day of frost in the screen, but 9 nights of frost on the grass were recorded.

The rainfall was 2.149 inches, distributed over 22 days. The average rainfall for December in the thirty-five years, 1871-1905, was 2.25 inches, and the average number of rainy days was 17. The rainfall, therefore, was slightly below, while the rainy days were considerably in excess of, the average. In 1876 the rainfall in December was very large—7.566 inches on 22 days. In 1868 (which was otherwise a fine and dry year), 4.749 inches fell on as many as 27 days. On the other hand, in 1867, only .771 inch was measured on 13 days; in 1885, only .742 inch on 10 days; in 1892, only .795 inch on 10 days; and in 1871, only .797 inch on 15 days. In 1906, 1.806 inches of rain fell on 18 days.

High winds were noted on 14 days, and attained the force of a gale on five occasions—the 4th, 8th, 9th, 13th and 26th. The atmosphere was more or less foggy in Dublin on the 15th, 19th, and 23rd. Hail fell on the 4th, 13th, 26th, 27th, 29th, 30th and 31st; snow or sleet, on the 26th, 27th, 29th, 30th and 31st. A lunar halo was seen on the 22nd, and a lunar corona on the 12th. Thunder and lightning occurred on the 4th.

The rainfall in Dublin during 1907 amounted to 26.994 inches on 218 days, compared with 22.807 inches on 203 days in 1906, 25.277 inches on 193 days in 1905, 22.180 inches on 189 days in 1904, 31.601 inches on 228 days in 1903, 29.375 inches on 203 days in 1902, 26.075 inches on 179 days in 1901, only 16.601 inches on 160 days in 1887, and a thirty-five years' (1871-1905) average of 28.00 inches on 198 days.

Mr. William J. Good reports that at the Normal Climatological Station in Trinity College, Dublin, the mean height of the barometer was 29.633 inches, the range of atmospheric pressure being from 28.844 inches at 9 p.m. of the 8th to 30.248 inches at 9 p.m. of the 23rd. The mean value of the readings of the dry-bulb thermometer at 9 a.m. and 9 p.m. was $42^{\circ}9'$. The arithmetical mean of the daily maximal and minimal temperatures was $43^{\circ}5'$. The screened thermometers rose to $56^{\circ}0'$ on the 20th, and fell to 27.4° on the 24th. On this latter date the grass minimum was $21^{\circ}2'$. On the 11th the black bulb *in vacuo* rose to $70^{\circ}1'$. Rain fell on 17 days to the amount of 2.031 inches, the greatest fall in 24 hours being .530 inch on the 19th. The duration of bright sunshine, according to the Campbell-Stokes recorder was 23.8 hours, of which 3.7 hours occurred on the 5th. The mean daily sunshine was 0.8 hour. The mean temperature of the soil at 9 a.m. at a depth of one foot was $41^{\circ}8'$; at a depth of 4 feet it was $45^{\circ}3'$.

Mr. R. Cathcart Dobbs, J.P., reports that, at Knockdolian, Greystones, Co. Wicklow, the rainfall in December was 2.565 inches on 20 days, compared with 1.860 inches on 11 days in 1906, 1.405 inches on 10 days in 1905, 1.890 inches on 15 days in 1904, 2.830 inches on 18 days in 1903, and 2.920 inches on only 11 days in 1902. Of the total amount .460 inch fell on the 19th. From January 1st to December 31st, 1907, rain fell at Knockdolian on 187 days, to the total amount of 30.590 inches. The corresponding figures for 1901 were 34.750 inches on 166 days; 1902, 40.021 inches on 168 days; 1903, 35.900 inches on 211 days; 1904, 25.462 inches on 175 days; 1905, 28.920 inches on 160 days; and 1906, 24.488 inches on 151 days.

Dr. Arthur G. Price reports a rainfall of 3.03 inches on 23 days at Clonsilla, Greystones, Co. Wicklow, the heaviest fall in 24 hours being .50 inch. on the 7th. The mean temperature of December was $40^{\circ}6'$, the extremes being—highest, 51° on the 8th; lowest, 32° on the 5th, 6th, 11th, 12th, 13th, 14th, 22nd and 23rd. The rainfall during 1907 at Clonsilla amounted to 30.09 inches on 199 days. The greatest daily measurement was 1.49 inches on May 6.

Miss Muriel E. O'Sullivan returns the rainfall at White Cross, Stillorgan, Co. Dublin, at 3'115 inches on 22 days, '455 inch being measured on the 7th, and '450 inch on both the 8th and the 19th. The total rainfall for the year was 28'575 inches on 219 days, compared with 23'386 inches on 197 days in 1906.

Mr. T. Bateman reports that the rainfall at the Green, Malahide, Co. Dublin, was 2'303 inches on 17 days. The greatest fall in 24 hours was '535 inch on the 19th. The mean shade temperature was 38'6°, the extremes being—highest, 50° on the 7th; lowest 25° on the 14th. The total rainfall for 1907 was 25'352 inches on 193 days.

The Rev. Arthur Wilson, M.A., reports that rain fell on 27 days at the Rectory, Dunmanway, Co. Cork, to the large amount of 11'80 inches. The heaviest falls were 1'71 inches on the 27th, 1'63 inches on the 26th, 1'33 inches on the 7th, 1'03 inches on the 19th, and '66 inch on the 25th. Rain fell almost incessantly from the morning of Christmas Day till 9.15 a.m. of the 28th. The rainfall for the year was 58'40 inches on 244 days. In 1905 it had been 54'72 inches on 211 days, and in 1906, 50'55 inches on 228 days.

Dr. Christopher Joynt, F.R.C.P.I., recorded 2.192 inches of rain on 24 days at 21 Leeson Park, Dublin. On the 19th, '493 inch was recorded, and on the 7th the measurement was '300 inch. The total rainfall for the year was 27'365 inches on 217 days, compared with 23'112 inches on 198 days in 1906.

Mr. Robert O'B. Furlong, C.B., returns the rainfall at Cloneevin, Killiney, at 2'23 inches on 21 days. The maximal fall in 24 hours was '35 inch on the 19th. The average December rainfall of the 22 years (1885-1906) was 2'346 inches on 16'8 days. Since January 1, 1907, 25'94 inches of rain have fallen at this station on 203 days, compared with 22'34 inches on 201 days in 1906.

Dr. Arthur S. Goff reports that at Lynton, Dundrum, Co. Dublin, rain fell on 23 days to the amount of 2'68 inches, '49 inch being measured on the 19th. Temperature ranged from 54° on the 21st to 31° on the 4th. The mean shade temperature was 42'1° Fahrenheit. In 1903, 2'21 inches of rain fell on 20 days; in 1904, 2'14 inches on 21 days; in 1905, 1'71 inches on 16 days; and in 1906, 1'79 inches on 17 days. The total rainfall in 1907 at Lynton was 28'36 inches on 219 days, compared with 25'61 inches on 205 days in 1906.

At Cork, according to Mr. W. Miller, the December rainfall was 7'02 inches on 26 days, the measurement being 2'57 inches in excess of the average. The greatest daily rainfall was 1'07 inches on the 27th. The year's rainfall at this station was 37'58 inches on 224 days, the total being 0'62 under the average, while the rainy days were 27 in excess.

The rainfall at the Ordnance Survey Office, Phoenix Park, Dublin, was 2'165 inches on 20 days, the maximum in 24 hours being '670 inch on the 19th. The total amount of sunshine was 42'2 hours; the largest daily amount was 5'5 hours on the 5th. The thermometer fell to 25'7° in the screen on the night of the 24th.

RAINFALL IN 1907.

At 40 Fitzwilliam Square, Dublin.

Rain Gauge:—Diameter of Funnel, 8in. Height of top—Above ground, 1 ft. 4 in.; above sea level, 50 ft.

Month.	Total			Number of Days on which .01 or more fell.	Month.	Total			Number of Days on which .01 or more fell.
	Depth.	Greatest Fall in 24 hours.				Depth.	Greatest Fall in 24 hours.		
January, -	Inches .428	Depth .188	Date 1st	9	August, -	Inches 2.280	Depth .498	Date 29th	19
February, -	1.304	.379	11th	14	September, -	.552	.260	3rd	7
March, -	1.934	.742	19th	19	October, -	5.121	.711	8th	29
April, -	2.622	.380	2nd	22	November, -	2.584	.528	26th	14
May, -	3.211	1.115	6th	17	December, -	2.149	.490	19th	22
June, -	2.837	.498	4th	27					
July, -	2.022	.460	3rd	19	Year, -	26.994	1.115*	May 6th	218

* Maximum.

The rainfall was 26.994 inches, or 1.006 inches less than the average annual measurement of the thirty-five years, 1871-1905, inclusive—viz., 28.000 inches.

It is to be remembered that the rainfall in 1887 was very exceptionally small—16.601 inches—the only approach to this measurement in Dublin being in 1870, when only 20.859 inches fell; in 1884, when the measurement was 20.467 inches; and in 1883, with its rainfall of 20.493 inches.

The scanty rainfall in 1887 was in marked contrast to the abundant downpour in 1886, when 32.966 inches—or as nearly as possible double the fall of 1887—fell on 220 days. In 1900 the rainfall was 34.338 inches, or 6.338 inches in excess of the average for the thirty-five years, 1871-1905. Only twice since these records commenced has the rainfall in Dublin exceeded that of 1900—namely, in 1872, when 35.566 inches fell on 238 days, and in 1880, when 34.512 inches were measured on, however, only 188 days. In 1906 the rainfall was 22.807 inches on 203 days.

In 1907 there were 218 “rain-days” or days upon which not less than .005 inch of rain (five-thousandths of an inch) was measured. This was 20 over the average number of rain-days, which was 198 in the thirty-five years, 1871-1905, inclusive. In 1868 and 1887—the warm, dry years of recent times—the rain-days were only 160, and in 1870 they were only 145.

In 1905 the rainfall in 24 hours, from 9 a.m. to 9 a.m., on only one occasion exceeded one inch—namely, on August 25th, but it then amounted to 3.436 inches, the greatest daily fall registered in Dublin since these records began. On only one occasion in 1907 did one inch of rain fall on a given day in Dublin—viz., May 6th, 1.115 inches.

In 1901, the rainfall only once exceeded one inch, but on that occasion (November 11th) the measurement was 2.037 inches. In 1902, 1.342 inches fell on July 25th, and 2.075 inches on September 2nd. In 1903 the maximal daily rainfall was .966 inch on September 10th. In 1904, 1.092 inches fell on May 31st, and 1.197 inches on September 12th. The excessive rainfall on August 25th, 1905, is especially noteworthy—it amounted to 3.436 inches in Dublin (Fitzwilliam Square). It was the ninth occasion only since 1865—that is, in 42 years—upon which 2 inches have been measured in Dublin at 9 a.m. as the product of the preceding 24 hours' precipitation. The previous excessive falls were—August 13th, 1874 (2.482 inches); October 27th, 1880 (2.736 inches); May 28th, 1892 (2.056 inches); July 24th, 1896 (2.020 inches); August 5th, 1899 (2.227 inches); August 2nd, 1900 (2.135 inches); November 11th, 1901 (2.037 inches); and September 2nd, 1902 (2.075 inches). On no previous occasion within the past 42 years had 3 inches or upwards been measured.

Included in the 218 rainy days in 1907 are 20 on which snow or sleet fell, and 29 on which there was hail. In January hail was observed on 6 days, in February on 3 days, in March on 2 days, in April on 5 days, in May on 2 days, in June on 3 days, in August on one day, and in December on 7 days. Snow or sleet fell on 7 days in January, 5 days in February, one day in March, 2 days in April, and 5 days in December. Thunderstorms occurred once in May, October, and December, twice in June, and 3 times in July. Thunder was heard without visible lightning once in March and April, and 3 times in July. Lightning was seen once in May, August, September, and December, twice in October, and 3 times in July.

Forty-fourth Annual Report of the Registrar-General of

TABLE showing the Monthly and Yearly Rainfall at Dublin during the Twenty-one Years 1887 to 1907, inclusive; with the Means for the Twenty Years 1887 to 1906.

YEAR.	January.	February.	March.	April.	May.	June.	July.	August.	September.	October.	November.	December.	Yearly Rainfall.
	Inches.	Inches.	Inches.	Inches.	Inches.	Inches.	Inches.	Inches.	Inches.	Inches.	Inches.	Inches.	Inches.
1887,	1·816	·541	1·485	1·765	·882	·252	1·194	1·520	1·513	1·398	3·012	1·223	16·601
1888,	1·247	1·097	3·753	1·993	·978	3·045	3·881	1·270	·728	1·227	6·549	2·911	28·679
1889,	2·213	2·449	1·076	2·607	2·131	·100	2·570	5·747	1·043	4·853	·929	1·554	27·272
1890,	2·975	·802	3·693	1·575	2·438	1·980	2·174	2·799	2·469	·639	4·212	1·856	27·562
1891,	·672	*·042	·936	1·553	2·792	2·753	2·187	4·953	2·132	3·590	2·911	3·299	27·820
1892,	1·698	2·119	·991	1·114	4·177	1·671	1·952	3·557	2·631	2·535	2·404	·795	25·644
1893,	2·239	2·669	·288	1·046	1·666	1·716	2·042	2·713	·729	1·033	1·670	2·482	20·493
1894,	2·838	1·903	1·287	3·123	3·558	1·652	3·772	3·726	·442	3·967	1·482	1·511	29·261
1895,	5·711	·625	2·748	1·149	·177	1·872	4·503	3·548	·543	2·840	3·582	3·944	31·242
1896,	·720	·868	3·310	·883	·190	1·883	5·474	1·136	5·073	2·515	·664	4·185	26·901
1897,	2·694	1·395	2·980	2·485	1·139	3·257	1·650	3·788	2·583	2·110	3·422	1·841	29·344
1898,	1·786	1·743	1·041	2·666	3·332	1·547	·945	3·456	1·452	3·579	4·435	1·066	27·048
1899,	2·483	2·168	·911	1·995	2·095	1·643	3·121	3·784	2·748	1·538	1·964	3·287	27·737
1900,	2·579	3·156	·963	1·304	1·919	3·169	4·519	5·871	·914	3·469	4·873	1·602	34·338
1901,	2·672	1·200	1·784	·864	1·204	1·628	2·080	2·952	3·686	2·396	3·620	1·989	26·075
1902,	1·614	1·748	1·752	2·061	2·798	2·371	3·163	2·949	2·969	3·056	3·331	1·563	29·375
1903,	3·269	2·234	3·623	1·050	2·384	2·494	4·013	2·800	3·397	2·613	2·133	1·586	31·601
1904,	2·535	3·312	2·091	1·118	2·685	1·076	1·068	2·903	2·339	·454	1·077	1·502	22·180
1905,	1·897	·750	2·731	2·466	1·182	1·175	0·821	†‡ 7·019	1·225	1·196	3·551	1·264	25·277
1906,	4·127	1·644	1·520	1·829	2·472	1·049	1·033	1·761	·696	3·318	1·562	1·806	23·807
Means,	2·389	1·623	1·948	1·732	2·010	1·814	2·609	3·413	1·966	2·417	2·879	2·063	26·863
1907,	·428	1·304	1·934	2·622	3·211	2·887	2·022	2·230	·552	15·121	2·584	2·149	26·994

* February, 1891, was the *driest* month of the twenty-one years.
 † October, 1907, was the *wettest* month of the twenty-one years.

‡ August, 1905, was the month of the heaviest rainfall.
 § Heaviest rainfall in 24 hours=3·436 inches, on August 25th, 1905.

TABLE showing the Monthly and Yearly Number of Rainy Days* at Dublin during the Twenty-one Years 1887 to 1907, inclusive; with the Means for the Twenty Years 1887 to 1906.

YEAR.	January.	February.	March.	April.	May.	June.	July.	August.	September.	October.	November.	December.	Total Rainy Days.
1887,	16	11	15	10	10	5	13	16	16	11	18	19	160
1888,	9	14	18	17	11	18	22	12	10	16	26	17	190
1889,	16	20	17	21	17	6	15	22	13	22	9	15	193
1890,	21	7	17	14	17	18	24	19	14	11	27	11	200
1891,	14	† 2	16	14	17	14	15	25	18	13	15	21	184
1892,	20	19	9	13	19	17	12	22	19	17	19	10	196
1893,	19	22	8	7	10	12	14	16	14	16	17	19	174
1894,	23	16	14	20	17	19	21	18	8	20	15	18	209
1895,	24	9	19	13	3	12	16	27	7	16	21	27	194
1896,	14	10	23	16	7	14	18	18	23	22	9	20	194
1897,	17	16	24	22	14	20	12	24	16	14	14	18	211
1898,	14	18	16	16	20	14	8	18	13	19	17	21	194
1899,	24	15	12	20	16	8	12	10	21	11	13	24	186
1900,	27	23	13	16	13	22	15	17	10	21	19	20	216
1901,	17	12	17	12	9	13	13	13	18	21	11	23	179
1902,	12	10	21	16	22	17	17	18	16	23	18	13	203
1903,	20	15	26	17	17	13	23	26	17	22	16	16	228
1904,	19	17	19	19	18	10	15	18	17	11	9	17	189
1905,	14	12	20	25	10	11	17	§ 22	14	16	19	13	193
1906,	22	20	17	18	20	12	13	17	7	22	17	18	203
Means,	18·1	14·4	17·1	16·3	14·3	13·7	15·8	18·9	14·5	17·2	16·5	18·0	194·8
1907,	9	14	19	22	17	27	19	19	7	‡ 29	14	22	218

* i.e. day on which .01 inch or upwards of rain fell within the twenty-four hours.
 † Wettest month of the twenty-one years. Rainfall=5·121 inches.

‡ Driest month of the twenty-one years. Rainfall=·042 inch.
 § Month of the heaviest rainfall=7·019 inches

ABSTRACT OF METEOROLOGICAL OBSERVATIONS taken at 40, Fitzwilliam-square, West, Dublin, during the Year 1907, by SIR JOHN W. MOORE, B.A., M.D., DUBL.;

D.Sc., Oxon.; F.R.C.P.I.; F.R. MET. Soc.

Long. 6° 15' W. ; Lat. 53° 20' N. ; Height above Sea Level, 47 feet ; Heights above ground :—Barometer, 6 feet ; Thermometers, 3 feet ; Rain Gauge, 1 foot 4 inches.

1907.	Barometer. Mean Pressure at 32° F. at Station Level.*	Air Temperature.								Hygrometer				Earth Temperature.		Bright Sunshine. †			Cloud Mean of Observations of amount at 9 a.m. and 9 p.m.* (Scale 0-10)	Rain and other forms of Precipitation.					Weather. No. of Days of							Wind Force (0-12). No. of Observations of Moderate and Strong winds (Force 4-7).	Wind Direction. Number of Observations at 9 a.m. and 9 p.m.*											
		Mean of		Mean of A. and B.	Difference from average†	Absolute Min. and Max.				Mean of Observations at 9 a.m. & 9 p.m.*				At 1 foot depth.	At 4 feet depth.	Total Possible.	Total Observed.	Difference from average†		Most in a day.		Snow.	Hall.	Thunderstorm.	Clear Sky.	Overcast.	Fog.	Gale.	Calm.	N.	N.E.		E.	S.E.	S.	S.W.	W.	N.W.						
		Minimum.	Maximum.			Minimum.	Day of Month.	Maximum.	Day of Month.	Dry Bulb.	Depression of Wet Bulb. Vapour Pressure.	Humidity	Amount.							Day of Month.																								
		A	B			Ins.	°	°	°	°	°	°	°							°	°																		°	°	°	°	°	°
January,	30.243	38.1	47.2	42.7	+1.0	28	25	54	1	41.7	2.1	Ins.	84	84	41.0	44.0	246	54	4	6.3	9	Ins.	0.43	-1.78	Ins.	0.19	1	7	6	0	1	7	4	3	16	0	0	2	3	3	6	14	26	8
February,	29.942	35.1	45.5	40.3	-2.1	28	5	56	15	38.9	2.1	197	82	82	38.8	42.2	270	91	+20	5.6	14	1.30	-0.71	0.38	11	5	3	0	3	7	7	6	11	5	3	0	1	5	7	7	16	12		
March,	30.048	37.6	53.4	46.5	+2.8	32	31	64	27	45.3	2.9	241	80	80	44.0	44.2	364	153	+29	4.3	19	1.94	+0.02	0.74	19	1	2	1	10	5	7	7	13	6	1	1	0	5	5	17	18	9		
April,	29.708	40.5	53.8	47.2	-0.4	33	15	67	23	46.2	2.6	251	80	80	46.5	46.4	415	—	—	6.6	22	2.62	+0.68	0.38	2	2	5	1	2	8	4	1	11	2	4	6	8	4	8	5	11	12		
May,	29.755	44.7	58.0	51.4	-0.8	34	1	68	27	50.8	3.6	287	77	77	51.8	49.8	487	166	-46	6.2	17	3.21	+1.24	1.12	6	0	2	1	2	9	1	2	11	3	6	13	11	6	7	6	7	3		
June,	29.704	49.0	61.7	55.4	-2.5	43	25	65	14	54.4	3.3	335	79	79	55.6	52.9	500	116	-80	6.8	27	2.84	+0.85	0.50	4	0	3	2	0	12	0	3	23	0	2	1	1	5	6	13	20	12		
July,	29.957	53.5	65.6	59.6	-0.9	44	11	77	17	58.7	3.2	403	81	81	59.5	55.7	501	175	+6	6.1	19	2.02	-0.66	0.46	3	0	0	5	3	10	1	0	6	5	2	7	10	0	2	10	15	11		
August,	29.870	52.7	64.9	58.8	-0.9	44	30	73	13	57.8	3.3	384	81	81	59.1	57.3	451	161	-3	6.2	19	2.23	-1.01	0.50	29	0	1	0	1	10	1	1	21	1	0	2	0	0	4	16	27	13		
September,	30.034	52.2	63.4	57.8	+1.9	39	4	71	10	56.8	2.1	403	87	87	57.3	56.3	375	105	-38	5.7	7	0.55	-1.66	0.26	3	0	0	0	4	7	8	0	4	7	1	8	9	8	6	5	10	6		
October,	29.503	45.3	51.5	49.9	+0.4	33	24	65	5	49.4	1.7	314	89	89	51.6	53.8	322	64	-45	7.1	29	5.12	+2.25	0.71	8	0	0	1	2	12	6	2	14	2	2	6	9	3	6	9	16	9		
November,	29.869	39.7	49.4	44.6	-0.7	30	25	56	4	44.0	1.3	262	90	90	45.7	49.4	253	68	-2	5.9	14	2.58	-0.14	0.53	26	0	0	0	2	8	8	0	6	4	3	3	6	5	5	8	19	7		
December,	29.571	39.1	46.9	43.0	+1.0	31	15	55	20	42.6	2.1	234	85	85	41.8	45.3	229	42	-10	6.0	22	2.15	-0.10	0.49	19	5	7	1	5	10	3	5	23	1	0	0	9	11	11	15	10	5		
Annual Means and Totals	29.850	44.1	55.4	49.8	-0.1	28	—	77	—	48.9	2.5	295	82	82	49.4	49.8	4,413	—	—	6.1	218	26.99	-1.02	1.12	—	20	29	12	35	105	50	30	159	36	24	49	67	55	73	125	195	106		

*The Hours of Observation are 9 a.m. and 9 p.m.
 †The Averages used are based on observations as follows:—Rainfall 35 years, 1871-1905; Temperature 35 years, 1871-1905; Sunshine 25 years, 1881-1905. Wind Force—Beaufort Scale(0-12, is used. The number of observations of Moderate and Strong winds (force 4-7), the number of observations of Calm and the number of days of Gale are given in the table.
 ‡The Sunshine Values are obtained at the Mountjoy Observatory in the Phoenix Park, and the Earth Temperatures at Trinity College.
 NOTE.—The mean pressures shown in the above Table have been given corrected for instrumental error and reduced to 32° Fahrenheit, but not reduced to mean sea level. If it be desired for any purpose to reduce them to the normal, the approximate correction for the purpose (varying within slight limits with the pressure and the temperature) is: + .068.

Marriages, Births, and Deaths in Ireland, 1907.

TABLE showing the Monthly and Yearly Rainfall at Dublin during the Twenty-one Years 1887 to 1907, inclusive; with the Means for the Twenty Years 1887 to 1906.

YEAR.	January.	February.	March.	April.	May.	June.	July.	August.	September.	October.	November.	December.	Yearly Rainfall.
	Inches.	Inches.	Inches.	Inches.	Inches.	Inches.	Inches.	Inches.	Inches.	Inches.	Inches.	Inches.	Inches.
1887,	1·816	·541	1·485	1·765	·882	·252	1·194	1·520	1·513	1·398	3·012	1·223	16·601
1888,	1·247	1·097	3·753	1·993	·978	3·045	3·881	1·270	·728	1·227	6·549	2·911	28·679
1889,	2·213	2·449	1·076	2·607	2·131	·100	2·570	5·747	1·043	4·853	·929	1·554	27·272
1890,	2·975	·802	3·693	1·575	2·438	1·930	2·174	2·799	2·469	·639	4·212	1·856	27·562
1891,	·672	*·042	·935	1·553	2·792	2·753	2·187	4·953	2·132	3·590	2·911	3·299	27·820
1892,	1·698	2·119	·991	1·114	4·177	1·671	1·952	3·557	2·631	2·535	2·404	·795	25·644
1893,	2·239	2·669	·288	1·046	1·666	1·716	2·042	2·713	·729	1·033	1·870	2·482	20·493
1894,	2·838	1·903	1·287	3·123	3·558	1·652	3·772	3·726	·442	3·967	1·482	1·511	29·261
1895,	5·711	·625	2·748	1·149	·177	1·872	4·503	3·548	·543	2·840	3·582	3·944	31·242
1896,	·720	·868	3·310	·883	·190	1·883	5·474	1·136	5·073	2·515	·664	4·185	26·901
1897,	2·694	1·395	2·980	2·485	1·139	3·257	1·650	3·788	2·583	2·110	3·422	1·841	29·344
1898,	1·786	1·743	1·041	2·666	3·332	1·547	·945	3·456	1·452	3·579	4·435	1·066	27·048
1899,	2·483	2·168	·911	1·995	2·095	1·643	3·121	3·784	2·748	1·538	1·964	3·287	27·737
1900,	2·579	3·156	·963	1·304	1·919	3·169	4·519	5·871	·914	3·469	4·873	1·602	34·338
1901,	2·672	1·200	1·784	·864	1·204	1·628	2·080	2·952	3·686	2·396	3·620	1·989	26·075
1902,	1·614	1·748	1·752	2·061	2·798	2·371	3·163	2·949	2·969	3·056	3·331	1·563	29·375
1903,	3·269	2·234	3·623	1·050	2·334	2·494	4·018	2·800	3·397	2·613	2·133	1·586	31·601
1904,	2·535	3·312	2·091	1·118	2·685	1·076	1·088	2·903	2·339	·454	1·077	1·502	22·180
1905,	1·897	·750	2·731	2·466	1·182	1·175	0·821	†‡ 7·019	1·225	1·196	3·551	1·264	25·277
1906,	4·127	1·644	1·520	1·829	2·472	1·049	1·023	1·761	·696	3·318	1·562	1·806	22·807
Means,	2·389	1·623	1·948	1·732	2·010	1·814	2·609	3·413	1·966	2·417	2·879	2·063	26·863
1907,	·428	1·304	1·934	2·622	3·211	2·887	2·022	2·230	·552	15·121	2·584	2·149	26·994

* February, 1891, was the *driest* month of the twenty-one years. † August, 1905, was the month of the heaviest rainfall.
 ‡ October, 1907, was the *wettest* month of the twenty-one years. § Heaviest rainfall in 24 hours=3·436 inches, on August 25th, 1905.

TABLE showing the Monthly and Yearly Number of Rainy Days* at Dublin during the Twenty-one Years 1887 to 1907, inclusive; with the Means for the Twenty Years 1887 to 1906.

YEAR.	January.	February.	March.	April.	May.	June.	July.	August.	September.	October.	November.	December.	Total Rainy Days.
1887,	16	11	15	10	10	5	13	16	16	11	18	19	160
1888,	9	14	18	17	11	18	22	12	10	16	26	17	190
1889,	16	20	17	21	17	6	15	22	13	22	9	15	193
1890,	21	7	17	14	17	18	24	19	14	11	27	11	200
1891,	14	† 2	16	14	17	14	15	25	18	13	15	21	184
1892,	20	19	9	13	19	17	12	22	19	17	19	10	196
1893,	19	22	8	7	10	12	14	16	14	16	17	19	174
1894,	23	16	14	20	17	19	21	18	8	20	15	18	209
1895,	24	9	19	13	3	12	16	27	7	16	21	27	194
1896,	14	10	23	16	7	14	18	18	23	22	9	20	194
1897,	17	16	24	22	14	20	12	24	16	14	14	18	211
1898,	14	18	16	16	20	14	8	18	13	19	17	21	194
1899,	24	15	12	20	16	8	12	10	21	11	13	24	186
1900,	27	23	13	16	13	22	15	17	10	21	19	20	216
1901,	17	12	17	12	9	13	13	13	18	21	11	23	179
1902,	12	10	21	16	22	17	17	18	16	23	18	13	203
1903,	20	15	26	17	17	13	23	26	17	22	16	16	228
1904,	19	17	19	19	18	10	15	18	17	11	9	17	189
1905,	14	12	20	25	10	11	17	§ 22	14	16	19	13	193
1906,	22	20	17	18	20	12	13	17	7	22	17	18	203
Means,	18·1	14·4	17·1	16·3	14·3	13·7	15·8	18·9	14·5	17·2	16·5	18·0	194·8
1907,	9	14	19	22	17	27	19	19	7	‡ 29	14	22	218

* i.e. day on which .01 inch or upwards of rain fell within the twenty-four hours. † *Driest* month of the twenty-one years. Rainfall=·042 inch.
 ‡ *Wettest* month of the twenty-one years. Rainfall=5·121 inches. § Month of the heaviest rainfall=7·019 inches

TABLE showing the Temperature of the Air in Dublin in the Twenty-one Years 1887-1907, and the Average Temperature for the Twenty Years 1887 to 1906, inclusive, as recorded by SIR JOHN W. MOORE, M.D.

YEAR.	January.	February.	March.	April.	May.	June.	July.	August.	September.	October.	November.	December.	Year
1887, ...	40.7	41.9	40.3	43.9	50.6	60.9	62.4	59.0	53.0	46.5	41.8	39.1	48.3
1888, ...	41.3	37.9	38.9	44.7	51.2	55.1	56.3	57.0	53.4	48.1	46.8	42.7	47.8
1889, ...	41.6	39.4	43.0	45.2	53.4	58.2	57.4	57.5	54.8	47.2	45.6	42.9	48.9
1890, ...	44.7	41.5	44.9	47.0	52.8	57.6	57.7	56.9	59.3	51.5	44.8	39.3	49.8
1891, ...	40.2	44.7	41.5	45.4	49.2	58.6	58.6	57.8	57.3	49.3	43.4	43.2	49.1
1892, ...	38.9	41.3	38.9	45.8	53.3	56.1	57.3	59.6	54.2	44.6	46.9	39.7	48.1
1893, ...	41.0	42.7	47.9	51.1	56.3	59.4	61.1	62.6	55.5	49.8	43.8	43.7	51.2
1894, ...	41.2	44.9	45.1	49.6	48.8	56.5	59.8	57.6	53.5	49.5	47.8	44.0	49.9
1895, ...	35.6	34.2	43.9	47.8	53.8	58.6	58.7	59.7	58.7	46.0	47.0	41.8	48.8
1896, ...	44.4	45.2	45.9	50.5	54.7	60.9	60.4	57.9	55.5	44.8	43.2	41.6	50.4
1897, ..	38.3	46.0	45.1	45.6	50.5	58.2	60.6	60.4	54.2	52.1	48.6	45.1	50.4
1898, ...	47.9	42.9	42.5	49.4	50.8	57.5	60.6	61.0	59.8	52.7	46.2	47.7	51.6
1899, ...	42.9	44.0	44.9	48.3	51.4	60.8	61.8	63.0	55.9	49.9	50.7	42.1	51.3
1900, ...	43.0	37.9	40.6	49.8	52.1	58.4	62.9	59.1	57.2	50.2	45.6	47.2	50.3
1901, ...	42.1	39.2	41.7	48.2	53.1	56.4	63.0	60.0	57.4	49.6	44.9	40.6	49.7
1902, ...	43.2	39.3	46.5	46.7	49.5	56.2	59.1	58.0	55.8	51.5	47.5	44.2	49.8
1903, ...	42.3	47.5	45.4	45.5	52.5	56.0	59.6	58.0	55.7	51.2	44.6	41.0	49.9
1904, ...	42.7	40.7	42.7	48.7	52.5	57.3	61.1	59.6	56.5	51.4	45.3	44.0	50.2
1905, ...	43.6	43.6	45.0	46.5	53.5	59.1	63.3	58.5	54.6	47.0	42.7	47.2	50.4
1906, ...	44.0	39.7	44.2	45.5	51.3	59.1	60.2	62.8	56.7	51.0	47.6	41.8	50.3
Average, ..	42.0	41.7	43.4	47.3	52.1	58.0	60.1	59.3	56.0	49.2	45.7	42.9	49.8
1907, ..	42.3	40.3	46.3	46.8	51.0	54.9	59.1	58.4	57.5	49.8	44.6	43.2	49.6

NOTE.—The temperatures given above were deduced from the maximal and minimal readings of the thermometer. For the years 1887 to 1889, inclusive, Kämtz's Formula was used, viz.:—Mean Temperature = Min. + (Max.—Min.) .41; for subsequent years the Formula used was the following:—Mean Temperature = Min. + (Max.—Min.) C, the co-efficient C varying from month to month.

ABSTRACT OF METEOROLOGICAL DATA FOR IRELAND.

Prepared in the Meteorological Office under the direction of W. N. Shaw, Sc.D., F.R.S.

In compiling the following Table (pp. 172-175) the stations have been grouped into two Districts, namely 1, Ireland, North; 2, Ireland, South. Each District is represented by six stations.

In making a selection from the whole number of stations available, endeavour has been made to represent as far as possible the various meteorological conditions of the several districts. Regard has been had not only to uniformity of geographical distribution, but also to the situation of the stations with regard to the sea coast, their height above sea level, and to their special characteristics as representing urban, suburban, or rural meteorological conditions.

Observations of earth temperature and of wind-force are provided for in the Table. The wind observations at Valencia are based on the records of a standard Robinson anemometer (factor 2.2). Velocities between 13 and 38 miles in the hour have been entered in the Tables as strong winds, velocities of 39 miles in the hour, or above, as gales. At the remaining stations the wind-force observations are personal estimates in accordance with Beaufort's scale, and are specially liable to be affected by local circumstances. No previous comparison of corresponding data is available for the purpose of checking these results.

The stations selected, with the names of the Observers are shown below.

LIST OF STATIONS AND OBSERVERS.

Station.	Observer.
IRELAND, NORTH:—	
Malin Head,	Meteorological Office.
Donaghadee,	Do.
Belfast, Queen's College,	John Wylie, B.A.
Armagh, The Observatory,	J. L. E. Dreyer, Ph.D.
Markree Castle,	J. R. Armstrong, for Bryan Cooper, Esq.
Blacksod Point,	Meteorological Office.
IRELAND, SOUTH:—	
Dublin (City)	Sir John W. Moore, M.D.
Birr Castle,	O. Boeddicker, Ph.D., for the Earl of Rosse, K.P.
Killarney,	E. W. Griffin, M.D.
Valencia,	Meteorological Office
Roche's Point	Do.
Waterford,	J. N. White, Esq.

ABSTRACT OF METEOROLOGICAL DATA taken at the undermentioned Stations in IRELAND NORTH and IRELAND SOUTH and published in the Quarterly Reports

I. IRELAND, NORTH.

Name of Station, County, and Height. [The figures give the height of the Oisern of the Barometer above Mean Sea Level.]	1907.	Barometer.	Air Temperature.						Hygrometer.					
		Mean Pressure at 32° F. at Station Level.*	Mean of		Mean of A and B.	Difference from average†	Absolute Min. and Max.				Mean of Observations at 9 a.m. & 9 p.m.*			
			A	B			Minimum.	Day of Month.	Maximum.	Day of Month.	Dry Bulb.	Depression of Wet Bulb.	Vapour Pressure.	Humidity.‡
			Minimum.	Maximum.										
1. IRELAND, NORTH:— MALIN HEAD, DONEGAL, 230 ft.	1st Quarter	29.740	37.8	45.8	41.8	0.0	24	24.1.'07	61	29.3.'07	41.5	0.5	.252	96
	2nd „	29.457	43.6	52.1	47.9	-2.2	35	7.4.'07	62	8.6.'07	47.2	1.1	.301	92
	3rd „	29.680	50.9	59.6	55.2	-1.3	43	4.9.'07	73	9.9.'07	54.4	0.9	.397	94
	4th „	29.372	41.7	48.7	45.2	-0.1	32	{ 4.12.'07 } { 8.12.'07 }	62	1.10.'07	45.4	0.9	.283	93
	Annual Means and Totals	29.562	43.5	51.5	47.5	-0.9	24	.	73	.	47.1	0.9	.308	94
DONAGHDEE, DOWN, 40 ft.	1st Quarter	30.041	35.7	46.8	41.3	+0.1	28	1.2.'07	58	27.3.'07	40.1	0.9	.230	93
	2nd „	29.727	43.2	53.4	48.3	-2.2	35	{ 5.4.'07 } { 7.4.'07 }	64	15.6.'07	47.3	1.9	.284	87
	3rd „	29.947	49.8	61.3	55.6	-1.0	38	4.9.'07	70	13.8.'07	54.3	1.6	.376	89
	4th „	29.656	40.6	49.9	45.3	+0.4	31	25.11.'07	63	5.10.'07	44.5	1.2	.269	92
	Annual Means and Totals	29.843	42.3	52.9	47.6	-0.7	28	.	70	.	46.6	1.4	.290	90
BELFAST, ANTRIM, 70 ft.	1st Quarter	30.045	34.5	47.6	41.0	.	23	24.1.'07	62	27.3.'07	39.9	1.5	.221	89
	2nd „	29.719	42.1	55.6	48.9	.	30	5.4.'07	67	28.5.'07	48.4	2.6	.283	83
	3rd „	29.941	49.8	63.8	56.8	.	38	{ 30.8.'07 } { 1.9.'07 }	79	17.7.'07	56.2	2.9	.373	82
	4th „	29.654	37.8	49.8	43.8	.	27	25.11.'07	61	5.10.'07	43.2	1.2	.260	91
	Annual Means and Totals	29.840	41.0	54.2	47.6	.	23	.	79	.	46.9	2.1	.284	86
ARMAGH, 202 ft.	1st Quarter	29.873	35.8	46.8	41.3	+1.1	19	24.1.'07	63	27.3.'07	40.4	1.8	.218	85
	2nd „	29.538	42.0	56.0	49.0	-1.7	30	18.4.'07	69	27.5.'07	48.4	2.7	.284	82
	3rd „	29.766	49.2	64.5	56.9	+0.2	36	3.9.'07	81	17.7.'07	55.9	2.8	.373	83
	4th „	29.469	38.5	48.9	43.7	+0.6	26	24.12.'07	61	5.10.'07	42.6	1.3	.252	90
	Annual Means and Totals	29.661	41.4	54.1	47.7	+0.1	19	.	81	.	46.8	2.2	.282	85
MARKREE CASTLE, SLIGO, 127 ft.	1st Quarter	29.966	36.0	47.7	41.9	+1.2	16	24.1.'07	62	29.3.'07	41.2	1.7	.228	86
	2nd „	29.628	42.4	56.4	49.4	-1.1	26	18.4.'07	70	25.5.'07	49.2	2.8	.289	82
	3rd „	29.859	49.1	63.8	56.5	+0.4	32	30.8.'07	81	19.7.'07	55.2	2.2	.396	86
	4th „	29.548	37.1	49.5	43.3	-0.1	21	25.11.'07	62	6.10.'07	43.2	1.5	.255	89
	Annual Means and Totals	29.750	41.2	54.4	47.8	+0.1	16	.	81	.	47.5	2.1	.292	86
BLACKSOD POINT, MAYO, 41 ft.	1st Quarter	30.052	39.8	47.8	43.8	+0.7	30	{ 24.1.'07 } { 9.2.'07 }	55	29.3.'07	44.1	1.9	.248	86
	2nd „	29.698	44.8	54.0	49.4	-2.0	33	4.4.'07	63	{ 26.5.'07 } { 28.5.'07 }	49.4	2.2	.300	86
	3rd „	29.931	51.9	61.5	56.7	-0.6	42	{ 1.9.'07 } { 3.9.'07 }	74	18.7.'07	57.0	1.9	.408	87
	4th „	29.605	42.0	50.1	46.1	-0.4	30	25.11.'07	60	1.10.'07	46.4	1.7	.276	87
	Annual Means and Totals	29.822	44.6	53.4	49.0	-0.6	30	.	74	.	49.2	1.9	.308	87
IRELAND, NORTH	1st Quarter	.	36.6	47.1	41.9	+0.6	16	.	63	.	40.5	1.7	.222	87
	2nd „	.	43.0	54.6	48.8	-1.8	26	.	70	.	48.7	2.7	.285	82
	3rd „	.	50.1	62.4	56.3	-0.5	32	.	81	.	56.1	2.6	.381	84
	4th „	.	39.6	49.5	44.6	+0.1	21	.	63	.	43.0	1.3	.256	90
	Annual Means and Totals	.	42.3	53.4	47.9	-0.4	16	.	81	.	47.1	2.1	.286	86

* The Hours of Observation are 9 a.m. and 9 p.m., local time, at all the Stations except Malin Head, Donaghadee, Blacksod Point, and Roche's Point, a.m., and where also Greenwich time is kept. The results under Barometer, Hygrometer, and Cloud for Malin Head, Donaghadee, Blacksod Point, and mean for the Quarters and for the Year.
 † The Averages used are based on observations as follows:—Rainfall 35 years 1871-1905; Temperature 35 years, 1871-1905; Sunshine 25 years, 1881-1905. Calm, and the number of days of Gale are given in the table.
 ‡ The Sunshine Values for Dublin are obtained at the Mountjoy Observatory in the Phoenix Park, and the Earth Temperatures at Trinity College.

during each Quarter of the Year 1907, compiled from Tables prepared under the direction of the Meteorological Council, of the Registrar-General for Ireland.

I. IRELAND, NORTH.

Earth Temperature.		Bright Sunshine.			Cloud.	Rain and other forms of Precipitation.				Weather. No. of Days of							Wind Force (0-12).	Wind Direction. Number of Observations at 9 a.m. and 9 p.m.*									
At 1 foot depth.	At 4 feet depth.	Total Possible.	Total Observed.	Difference from average†	Mean of Observations of amount at 9 a.m. and 9 p.m.* (Scale 0-10)	Number of Days.	Total Fall.	Difference from average†	Most in a day.		Snow.	Hail.	Thunderstorm.	Clear Sky.	Overcast.	Fog.	Gale.	No. of Observations of Moderate and Strong winds (Force 4-7).	Calm.	N.	N.E.	E.	S.E.	S.	S.W.	W.	N.W.
									Amount.	Day of Month.																	
.	.	861	.	.	7.2	63	9.04	+2.06	1.08	16.3.07	12	10	1	1	38	2	17	109	1	10	4	4	9	33	48	46	25
.	.	1,429	.	.	7.3	66	9.64	+3.61	0.62	1.6.07	0	5	2	0	38	5	6	99	2	8	5	33	30	25	17	34	28
.	.	1,346	.	.	7.5	64	8.34	-1.01	0.62	6.8.07	0	0	2	0	44	12	10	106	5	20	3	18	17	24	29	44	24
.	.	774	.	.	7.3	63	9.39	-0.27	0.82	26.11.07	2	5	0	0	39	0	19	127	0	10	11	15	36	30	39	17	26
.	.	4,410	.	.	7.3	256	36.41	+4.39	1.08	.	14	20	5	1	159	19	52	441	8	48	23	70	92	112	133	141	108
.	.	867	.	.	6.0	51	6.72	-0.22	0.84	9.3.07	14	10	2	2	29	5	6	43	4	10	6	4	6	37	67	37	9
.	.	1,420	.	.	7.0	62	11.24	+4.81	0.85	30.5.07	0	2	4	0	30	12	1	49	4	23	12	17	26	35	28	20	17
.	.	1,342	.	.	6.3	45	6.14	-3.12	0.92	12.7.07	0	0	2	2	22	23	0	21	15	18	6	11	17	31	38	28	20
.	.	784	.	.	7.6	65	9.10	-0.03	0.85	26.11.07	2	2	0	0	45	7	10	60	4	13	16	16	24	37	48	23	8
.	.	4,413	.	.	6.7	223	33.20	+1.44	0.92	.	16	14	8	4	126	47	17	173	27	64	40	48	73	140	176	108	54
.	.	869	.	.	.	50	8.88	+1.47	1.60	9.3.07	11	0	1	.	0	1	16	38	42	7	2	3	12	11	32	38	
.	.	1,417	.	.	.	70	11.29	+4.67	1.11	30.5.07	0	0	1	.	1	0	10	38	27	10	12	13	24	18	19	21	
.	.	1,339	.	.	.	52	6.64	-3.09	0.78	12.7.07	0	0	3	.	0	0	3	82	27	6	2	8	7	12	16	24	
.	.	789	.	.	.	76	11.30	+1.51	0.82	26.11.07	4	0	1	.	1	0	16	37	16	10	12	18	25	24	20	22	
.	.	4,414	.	.	.	248	38.11	+4.56	1.60	.	15	0	6	.	2	1	45	190	112	33	28	42	68	65	87	105	
40.5	42.9	871	257	+47	6.8	52	5.84	-1.12	0.64	9.3.07	8	0	1	9	44	1	0	22	0	6	4	5	3	39	74	38	11
51.3	49.1	1,414	388	-115	8.1	67	10.58	+3.82	0.85	10.6.07	0	0	3	4	59	0	0	12	1	17	21	15	18	32	44	20	14
59.0	56.4	1,336	409	+18	7.4	49	5.90	-3.74	0.55	3.7.07	0	0	4	4	49	1	0	3	14	8	14	11	15	20	52	34	16
45.3	49.2	794	179	-7	7.7	69	9.27	+0.77	0.97	6.10.07	1	0	0	4	52	5	0	23	6	11	19	16	18	43	55	11	5
49.0	49.4	4,415	1,233	-57	7.5	237	31.59	-0.27	0.97	.	9	0	8	21	204	7	0	60	21	42	58	47	54	134	225	103	46
.	.	871	233	+24	8.0	60	11.18	+1.35	1.47	16.3.07	16	18	1	3	52	3	4	43	42	6	0	0	29	34	26	15	28
.	.	1,414	419	-86	7.9	69	12.86	+4.96	0.74	7.6.07	7	12	4	1	48	5	2	40	43	11	7	7	33	27	21	8	25
.	.	1,336	388	+21	7.7	57	8.66	-2.94	0.80	11.8.07	0	0	4	2	49	9	1	17	61	7	0	0	23	28	23	7	35
.	.	794	172	-4	7.6	73	12.49	-0.19	0.71	7.10.07	5	8	1	4	45	8	3	43	53	10	6	10	42	25	17	4	17
.	.	4,415	1,212	-45	7.8	259	45.19	+3.18	1.47	.	28	38	10	10	194	25	10	143	199	34	13	17	127	114	87	34	105
.	.	874	.	.	7.9	73	12.61	+0.28	1.05	17.3.07	4	10	0	0	48	1	7	119	0	5	6	2	11	59	57	30	10
.	.	1,410	.	.	8.0	71	12.82	+4.61	0.79	6.5.07	0	1	1	0	43	2	4	117	0	17	19	11	14	38	50	22	11
.	.	1,333	.	.	7.6	63	11.09	-1.07	1.44	3.8.07	0	0	2	0	40	2	0	82	0	12	13	7	7	24	60	39	22
.	.	798	.	.	7.5	81	18.85	+2.62	1.03	21.11.07	1	3	0	0	46	0	5	106	0	13	19	14	19	28	41	27	23
.	.	4,415	.	.	7.8	288	55.37	+6.44	1.44	.	5	14	3	0	177	5	16	424	0	47	57	34	51	149	208	118	66
40.5	42.9	869	245	+36	7.4	58	9.05	+0.64	1.60	.	11	8	1	3	42	2	6	59	13	13	5	3	10	36	47	33	20
51.3	49.1	1,417	404	-101	8.0	68	11.41	+4.41	1.11	.	1	3	3	1	44	4	2	55	15	17	12	16	22	30	30	21	19
59.0	56.4	1,339	399	+20	7.5	55	7.89	-2.50	1.44	.	0	0	3	2	41	8	2	39	29	15	7	8	15	22	36	28	24
45.3	49.2	789	176	-6	7.6	71	11.73	+0.74	1.03	.	3	3	0	2	45	4	6	63	17	12	13	14	26	31	37	17	17
49.0	49.4	4,414	1,224	-51	7.6	252	39.99	+3.29	1.60	.	15	14	7	8	172	18	16	216	74	57	37	41	73	119	150	99	80
16	17	18	19	20	21	22	23	24	25	26	27	28	29	30	31	32	33	34	35	36	37	38	39	40	41	42	43

where they are 8 a.m. and 6 p.m. Greenwich time, and Valencia, where the Cloud amount is observed at 10 a.m. and 10 p.m., and the Rainfall at 10 Roche's Point, are based on the morning observations only. They are printed in different type to distinguish them, and are excluded from the

Wind Force.—Beaufort Scale (0-12) is used. The number of observations of Moderate and Strong Wind (force 4-7), the number of observations of

ABSTRACT OF METEOROLOGICAL DATA taken at the undermentioned Stations in Ireland North and Ireland South and published in the Quarterly Reports

II. IRELAND, SOUTH.

Name of Station, County, and Height. [The figures give the height of the Cistern of the Barometer above Mean Sea Level.]	1907.	Barometer.	Air Temperature.						Hygrometer.					
		Mean Pressure at 800 F. at Station Level.*	Mean of		Mean of A and B.	Difference from average†	Absolute Min. and Max.				Mean of Observations at 9 a.m. & 9 p.m.‡			
			Minimum.	Maximum.			Minimum.	Day of Month.	Maximum.	Day of Month.	Dry Bulb.	Depression of Wet Bulb.	Vapour Pressure.	Humidity.
2. IRELAND, SOUTH.														
DUBLIN (CITY), † 53 ft.	1st Quarter	30.078	37.6	48.7	43.2	+0.6	28	{ 25.1.07 } 5.2.07	64	27.3.07	42.0	2.4	220	82
	2nd „	29.722	44.7	57.8	51.3	-1.2	33	15.4.07	68	27.5.07	50.5	3.2	291	79
	3rd „	29.954	52.8	64.6	58.7	0.0	39	4.9.07	77	17.7.07	57.8	2.9	397	83
	4th „	29.648	41.4	50.3	45.8	+0.2	30	25.11.07	65	5.10.07	45.3	1.7	270	88
	Annual Means and Totals,	29.850	44.1	55.4	49.8	-0.1	28	.	77	.	48.9	2.5	295	83
BIRR CASTLE, KING'S CO., 173 ft.	1st Quarter	29.951	35.6	47.5	41.6	+0.7	16	24.1.07	62	27.3.07	41.3	1.2	239	90
	2nd „	29.580	42.1	56.6	49.4	-2.2	27	18.4.07	68	26.5.07	49.9	2.0	316	87
	3rd „	29.812	50.4	64.5	57.5	0.0	34	4.9.07	81	19.7.07	57.7	2.2	415	86
	4th „	29.492	37.4	49.2	43.3	-0.3	22	30.11.07	62	5.10.07	43.4	1.1	267	92
	Annual Means and Totals,	29.709	41.4	54.5	48.0	-0.5	16	.	81	.	48.1	1.6	309	89
KILLAWNEY, KERRY, 174 ft.	1st Quarter	.	38.4	50.3	44.4	+0.7	18	24.1.07	65	27.3.07
	2nd „	.	44.0	58.6	51.3	-1.0	29	4.4.07	73	28.5.07
	3rd „	.	52.3	67.6	59.9	+1.6	39	11.7.07	85	18.7.07
	4th „	.	40.0	51.9	46.0	-0.5	29	30.11.07	65	1.10.07
	Annual Means and Totals,	.	43.7	57.1	50.4	+0.2	18	.	85
VALENCIA, KERRY, 45 ft.	1st Quarter	30.151	40.7	48.6	44.7	-0.3	23	24.1.07	57	26.3.07	44.4	1.7	259	87
	2nd „	29.757	45.9	55.6	50.8	-1.8	34	4.4.07	66	27.5.07	50.6	2.4	313	84
	3rd „	29.994	53.6	63.5	58.6	+0.3	42	11.7.07	73	{ 18.7.07 } 9.9.07	58.3	2.0	425	88
	4th „	29.655	43.4	50.7	47.1	-0.6	33	31.12.07	62	1.10.07	46.9	1.5	286	90
	Annual Means and Totals,	29.889	45.9	54.6	50.3	-0.6	23	.	73	.	50.1	1.9	321	87
ROCHE'S POINT, CORK, 42 ft.	1st Quarter	30.159	39.2	48.1	43.7	-0.3	25	25.1.07	58	20.3.07	42.6	0.8	257	94
	2nd „	29.764	45.5	55.2	50.4	-2.3	32	4.4.07	64	30.6.07	49.6	1.5	318	89
	3rd „	29.998	53.2	63.4	58.3	-0.4	42	4.9.07	74	17.7.07	57.4	1.5	427	91
	4th „	29.670	42.0	51.1	46.6	-0.8	33	6.12.07	61	6.10.07	45.7	0.8	291	95
	Annual Means and Totals,	29.893	45.0	54.5	49.8	-1.0	25	.	74	.	48.8	1.2	323	92
WATERFORD, 100 ft.	1st Quarter	.	36.9	48.5	42.7	+0.7	20	20.1.07	60	24.3.07
	2nd „	.	43.6	57.0	50.3	-1.4	29	4.4.07	69	{ 27.5.07 } 28.5.07
	3rd „	.	51.4	65.7	58.5	+0.3	36	4.9.07	82	17.7.07
	4th „	.	39.2	51.1	45.1	-0.1	27	21.11.07	62	5.10.07
	Annual Means and Totals,	.	42.8	55.6	49.2	-0.1	20	.	82
IRELAND, SOUTH	1st Quarter	.	38.1	48.6	43.4	+0.3	16	.	65	.	42.6	1.8	239	86
	2nd „	.	44.3	56.8	50.6	-1.7	27	.	73	.	50.3	2.5	307	83
	3rd „	.	52.3	64.9	58.6	+0.3	34	.	85	.	57.9	2.4	412	86
	4th „	.	40.6	50.7	45.7	-0.3	22	.	65	.	45.2	1.4	275	90
	Annual Means and Totals,	.	48.8	55.3	49.6	-0.4	16	.	85	.	49.0	2.0	308	86
1	2	3	4	5	6	7	8	9	10	11	12	13	14	15

* The Hours of Observation are 9 a.m. and 9 p.m., local time, at all the Stations except Malin Head, Donaghadee, Blacksod Point, and Roche's Point, a.m., and where also Greenwich time is kept. The results under Barometer, Hygrometer, and Cloud for Malin Head, Donaghadee, Blacksod Point, and mean for the Quarters and for the Year.
 † The Averages used are based on observations as follows:—Rainfall 35 years, 1871-1905; Temperature 35 years, 1871-1905; Sunshine 25 years, 1881-1905
 ‡ The number of days of Gale are given in the table.
 § The Sunshine Values for Dublin are obtained at the Mountjoy Observatory in the Phoenix Park, and the Earth Temperatures at Trinity College.

during each Quarter of the Year, 1907, compiled from Tables prepared under the direction of the Meteorological Council, of the Registrar-General for Ireland.

II. IRELAND, SOUTH.

Earth Temperature.		Bright Sunshine.			Cloud.	Rain and other forms of Precipitation.				Weather. No. of Days of						Wind Force (0-13).	Wind Direction. Number of Observations at 9 a.m. and 9 p.m.*										
At 1 foot depth.	At 4 feet depth.	Total Possible.	Total Observed.	Difference from average†		Number of Days.	Total Fall.	Difference from average†		Most in a day.		Snow.	Hail.	Thunderstorm.	Clear Sky.		Overcast.	Fog.	Gale.	No. of Observations of Moderate and Strong Wind (Force 4-7). Calm.	N.	N.E.	E.	S.E.	S.	S.W.	W.
°	°	Hrs.	Hrs.	Hrs.	Ins.		Ins.	Ins.	Amount.	Day of Month.																	
41.3	43.5	880	298	+45	5.4	42	3.67	-2.47	0.74	19.3.'07	13	11	1	14	19	18	16	40	11	4	3	4	13	18	38	60	29
51.3	49.7	1,402	.	.	6.5	66	8.67	+2.77	1.12	6.5.'07	2	10	4	4	29	5	6	45	5	12	20	20	15	21	24	38	27
58.6	56.4	1,327	441	-35	6.0	45	4.80	-3.33	0.50	29.8.'07	0	1	5	8	27	10	1	31	13	3	17	19	8	12	31	52	29
46.4	49.5	804	174	-57	6.3	65	9.85	+2.01	0.71	8.10.'07	5	7	2	9	30	17	7	43	7	5	9	24	19	22	32	45	21
49.4	49.8	4,413	.	.	6.1	218	26.99	-1.02	1.12	.	20	29	12	35	105	50	30	159	36	24	49	67	55	73	125	195	106
.	.	882	262	+35	7.0	60	5.61	-1.81	0.48	1.1.'07	7	2	0	4	42	4	0	40	49	4	1	5	7	28	37	38	11
.	.	1,398	447	-62	7.7	67	8.38	+1.62	0.64	6.5.'07	1	4	2	0	48	0	0	39	22	12	8	12	16	34	39	25	11
.	.	1,324	375	-35	7.7	58	9.23	-0.52	0.75	2.7.'07	0	2	4	3	51	6	0	14	39	2	6	6	11	16	52	37	15
.	.	808	161	-44	7.5	72	11.17	+2.07	0.65	3.11.'07	2	0	1	5	47	4	0	26	48	4	9	10	26	38	24	16	14
.	.	4,412	1,245	-106	7.5	252	34.89	+1.36	0.75	.	10	8	7	12	188	14	0	119	153	22	24	33	60	116	152	116	51
.	.	889	.	.	.	55	7.75	-8.16	1.20	16.3.'07
.	.	1,384	.	.	.	69	11.15	+1.99	0.62	{5.5.'07}
.	.	1,314	.	.	.	55	8.43	-3.48	0.83	{9.5.'07}
.	.	818	.	.	.	77	19.57	+1.06	1.03	21.11.'07
.	.	4,405	.	.	.	256	46.90	-8.59	1.20
.	.	889	229	-20	7.8	65	8.82	-6.33	0.67	11.2.'07	1	11	1	5	49	0	4	77	0	15	11	12	20	47	31	26	18
.	.	1,384	438	-126	7.7	65	13.16	+2.74	0.86	5.4.'07	5	2	0	1	46	1	1	80	0	15	21	15	17	35	34	34	11
.	.	1,314	459	+23	7.3	53	10.24	-3.28	1.08	3.8.'07	0	0	2	6	45	6	0	40	7	13	13	6	15	30	40	37	23
.	.	818	204	-5	7.3	81	18.84	+1.48	1.67	26.12.'07	0	10	0	6	43	0	3	84	0	18	27	24	20	29	25	21	20
.	.	4,405	1,350	-128	7.5	264	51.06	-5.39	1.67	.	6	23	3	18	183	7	8	281	7	61	72	57	72	141	130	118	72
.	.	892	.	.	6.9	70	4.54	-7.56	0.68	11.2.'07	1	2	0	2	40	18	9	53	5	19	8	6	11	22	40	33	36
.	.	1,382	.	.	7.0	73	10.37	+1.55	0.83	29.5.'07	0	6	2	1	40	17	5	69	3	28	10	10	23	26	32	25	25
.	.	1,312	.	.	7.2	45	7.83	-2.94	1.33	24.7.'07	0	0	2	4	44	18	0	47	11	36	11	13	16	18	30	24	25
.	.	820	.	.	6.5	80	16.86	+2.68	1.64	27.12.'07	2	2	2	6	39	9	12	76	3	37	16	15	9	23	25	30	26
.	.	4,406	.	.	6.9	268	39.60	-6.27	1.64	.	3	10	6	13	163	62	26	245	22	120	45	44	59	89	127	112	112
.	.	887	.	.	.	37	2.77	-7.46	0.54	11.2.'07
.	.	1,388	.	.	.	56	10.18	+2.63	0.94	5.4.'07
.	.	1,316	.	.	.	42	6.84	-3.48	0.99	24.7.'07
.	.	816	.	.	.	66	16.12	+3.87	1.17	20.10.'07
.	.	4,407	.	.	.	201	35.91	-4.44	1.17
41.3	43.5	886	263	+20	6.7	55	5.53	-5.63	1.20	.	6	7	1	6	38	10	7	53	16	19	6	7	13	29	36	39	24
51.3	49.7	1,390	443	-94	7.3	66	10.32	+2.22	1.12	.	2	6	2	2	41	6	3	58	7	17	15	14	18	29	32	31	19
58.6	56.4	1,318	425	-16	7.0	49	7.90	-2.84	1.33	.	0	1	3	5	42	10	0	33	17	13	12	11	13	19	38	38	23
46.4	49.5	814	180	-35	7.0	74	15.40	+2.20	1.67	.	2	5	1	7	40	8	6	57	13	16	15	18	19	28	27	28	20
49.4	49.8	4,408	1,311	-125	7.0	244	39.15	-4.05	1.67	.	10	19	7	20	161	34	16	201	53	56	48	50	63	105	133	136	86
16	17	18	19	20	21	22	23	24	25	26	27	28	29	30	31	32	33	34	35	36	37	38	40	41	42	43	44

where they are 8 a.m. and 6 p.m. Greenwich time, and Valencia, where the Cloud amount is observed at 10 a.m. and 10 p.m., and the Rainfall at 10 o'clock's Point, are based on the morning observations only. They are printed in different type to distinguish them, and are excluded from the Wind Force.—Beaufort Scale (0-12) is used. The number of observations of Moderate and Strong Wind (force 4.7), the number of observations of

Registrars' Districts.	Superintendent Registrars' Districts.	Page.	Registrars' Districts.	Superintendent Registrars' Districts.	Page.	Registrars' Districts.	Superintendent Registrars' Districts.	Page.
Ballykelly,	Limavady,	46	Camlolin,	Gorey,	33	Cork Urban, No. 1,		
Ballyleague,	Roscommon,	51	Cannaway,	Macroom,	36	" No. 2,		
Ballylesson,	Lisburn,	44	Cappagh,	Tipperary,	40	" No. 3,		
Ballylongford,	Listowel,	38	Cappaghduff,	Ballinrobe,	49	" No. 4,		
Ballylynan,	Athy,	32	Cappoquin,	Liamore,	40	" No. 5,	Cork,	36
Ballymacarbray,	Clonmel,	40	Carbury,	Edenderry,	29	" No. 6,		
Ballymagran (see "Caledon and Ballymagran.")			Carlingford,	Dundalk,	31	" No. 7,		
Ballymahon,	Ballymahon,	31	Carlow, No. 1,	Carlow,	28	Cork Rural, No. 1,		
Ballymartle,	Kinsale,	36	" No. 2,	"	32	" No. 2,		
Ballymena,	Ballymena,	41	Cerndonagh,	Inishowen,	43	Corrofin,	Corrofin,	34
Ballymoney,	Ballymoney,	41	Carney, No. 1,	Sligo,	51	Courceys,	Kinsale,	36
Ballymore,	Ballymahon,	33	" No. 2,	and Carragh.")		Craggaknock,	Kilrush,	35
Ballymore Eustace,	Naas,	29	Carragh (see "Naas and Carragh.")	Glenties,	43	Creagh,	Ballinasloe,	50
Ballymote,	Sligo,	51	Carrick,	Carrick-on-Suir,	40	Croagh,	Ballycastle,	41
Ballynally,	Killadysert,	35	Carrickbeg,	New Ross,	33	Croom,	Croom,	38
Ballynacarrig,	Mullingar,	33	Carrickbyrne,	Larne,	41	Crossabeg,	Wexford,	34
Ballynahinch,	Downpatrick,	44	Carrickfergus,	Carrickmacross,	46	Crossakeel,	Oldcastle,	32
Ballynoe,	Fermoy,	36	Carrickmacross,	Carrick-on-Suir,	39	Crossgar,	Banbridge,	44
Ballynure,	Larne,	41	Carrick-on-Suir,	Kilrush,	35	Crossmaglen, No. 1,	Castleblayney,	42
Ballyragget,	Castlecomer,	29	Carrigaholt,	Cork,	36	" No. 2,	"	46
Ballyroan,	Abbeyleix,	32	Carrigaline, No. 1,	Kinsale,	36	Crossmolina,	Ballina,	49
Ballyshannon,	Ballyshannon,	43	" No. 2,	Mohill,	49	Crossroads,	Dunfanaghy,	43
Ballyvaghan,	Ballyvaghan,	34	Carrigallen,	Cork,	35	Crumlin,	Antrim,	28
Ballyward,	Banbridge,	44	Carrignavar,	Cashel,	39	Crumlin,	Dublin, South,	34
Baltinglass, No. 1,	Baltinglass,	29	Cashel,	Cashel,	39	Cullin,	Ennis,	37
" No. 2,	Birr,	30	Castlebar, No. 1,	Castlebar,	50	Cushendall,	Millstreet,	41
Bangor,	Banbridge,	44	" No. 2,	Ardee,	31		Ballycastle,	41
Banbridge,	Bandon,	35	Castlebellingham,	Castleblayney,	46			
Bandon,	Belmullet,	49	Castleblayney,	Castlecomer,	29			
Bangor,	Newtownards,	45	Castlecomer,	Dromore West,	51	D.		
Bangor,	Wexford,	34	Castleconor,	Castlederg,	47			
Bannow,	Tipperary,	40	Castlederg,	Athy,	29			
Bansha,	Bantry,	35	Castledermot,	Strabane,	44	Darrynane,	Cabersiveen,	37
Bantry,	Dundalk,	31	Castlefinn,	Dingle,	37	Dawsongrove,	Cootehill,	46
Barronstown,			Castlegregory,	Tralee,	38	Delgany,	Rathdown,	34
Belfast, Rural, No. 1,	Belfast,	41	Castleisland,	Castleknock (see "Blanchardstown and Castleknock.")		Delvin,	Delvin,	33
" No. 2,			Castleknock,	Tralee,	38	Derrylin,	Lisnakea,	45
" No. 3,			Castlemaine,	Middleton,	37	Dervock,	Ballymoney,	45
" No. 4,			Castlemartyr,	Castleknock,	37	Dingle,	Dingle,	37
Belfast, Urban,			Castleplunkett,	Castleknock,	37	Dingie,	Ballymoney,	41
" No. 1,			Castlepollard,	Ballymoney,	41	Dirraw,	Antrim,	41
" No. 2,			Castlequarter,	Belfast,	44	Donaghadee,	Newtownards,	45
" No. 3,			Castlereagh, No. 1,	Castlereagh,	51	Donaghmore,	Newry,	45
" No. 4,			" No. 2,	Monaghan,	46	Donaghmoynce,	Carrickmacross,	46
" No. 5,			Castlereagh,	Abbeyleix,	31	Donegal,	Donegal,	43
" No. 6,			Castleshane,	Castletown,	35	Doneraile,	Mallow,	37
" No. 7,			Castletown,	Castletown,	38	Dunbrock,	Dublin, South,	28
" No. 8,			Castletown,	Navan,	32	Doocharry,	Glenties,	43
" No. 9,			Castletown,	Mullingar,	33	Douglas,	Cork,	36
" No. 10,			Castletown,	Castletown Geoghegan,	42	Downpatrick,	Downpatrick,	44
" No. 11,			Castletown,	Cavan,	29	Draperstown,	Magherafelt,	46
" No. 12,			Castletown,	Celbridge,	29	Dripsy,	Cork,	36
" No. 13,			Castletown,	Charleville,	36	Drogheda, No. 1,	Drogheda,	31
" No. 14,			Castletown,	Church Hill,	45	" No. 2,	"	31
Bellaghy,	Magherafelt,	46	Castletown,	Church Hill,	45	" No. 3,		
Bellonagh,	Cavan,	42	Castletown,	Church Hill,	45	Dromdaleague,	Skibbereen,	37
Bellarena,	Limavady,	46	Castletown,	Letterkenny,	29	Dromiskin,	Dundalk,	31
Belleek,	Ballyshannon,	45	Castletown,	Naas,	29	Dromore,	Banbridge,	44
Belturbet,	Cavan,	42	Castletown,	Clane and Timahoe Nth,		Dromore,	Omagh,	47
Benburb,	Dungannon,	47	Castletown,	Clara,	30	Drum, No. 1,	Cootehill,	46
Binghamstown,	Belmullet,	49	Castletown,	Claremorris,	50	" No. 2,	"	43
Birr,	Birr,	30	Castletown,	Clarina,	38	Drumahaire,	Manorhamilton,	49
Blackrock & Stillorgan, No. 1,	Rathdown,	23	Castletown,	Clashmore,	40	Drumbeg,	Lisburn,	44
" No. 2,			Castletown,	Claudy,	46	Drumcondra (see "Coolock and Drumcondra")		
Blackwatertown,	Armagh,	41	Castletown,	Clifden,	48	Ardee,	Ardee,	31
Blanchardstown and Castleknock,	Dublin, North,	28	Castletown,	Clogh,	41	Drumkeeran,	Manorhamilton,	49
Blarney,	Cork,	36	Castletown,	Cloghan,	44	Drumlish,	Longford,	31
Blessington,	Naas,	34	Castletown,	Clogheen,	40	Drumquin,	Castlederg,	47
Boherboy,	Kanturk,	36	Castletown,	Clogher,	47	Drumquin,	Omagh,	47
Borris,	Carlow,	28	Castletown,	CloghJordan,	33	Drumsnaibo,	Carrick-on-Shannon,	49
Borris-in-Osborny,	Roscrea,	32	Castletown,	Clonakilty,	35	Dublin:—North		
Borrisokane,	Borrisokane,	39	Castletown,	Clonaslee,	32	City, No. 1, E.		
Borrisoleigh,	Thurles,	39	Castletown,	Clonavaddy,	47	" No. 1, W.	Dublin, North,	28
Bourne,	Roscrea,	39	Castletown,	Clonbrock,	48	" No. 2,	"	
Boyle No. 1,	Boyle,	51	Castletown,	Clondalkin,	28	" No. 3,	"	
" No. 2,			Castletown,	Clonegall,	28	Dublin:—South		
Bray, No. 1,	Rathdown,	31	Castletown,	Clonelly,	45	City, No. 1,	Dublin, South,	29
" No. 2,			Castletown,	Clones,	46	" No. 2,	"	
Brideswell,	Atnlone,	28	Castletown,	Clonmany,	43	" No. 3,	"	
Bridgetown,	Limerick,	35	Castletown,	Clonmel,	40	" No. 4,		
Bridgetown,	Wexford,	34	Castletown,	Clonmellon,	33	Dulceek,	Drogheda,	31
Broadford,	Newcastle,	39	Castletown,	Clonmoyle,	36	Dunboyne,	Dunshaughlin,	31
Broadway,	Wexford,	34	Castletown,	Clonroche,	33	Dundalk,	Dundalk,	31
Brookeborough,	Lisnakea,	45	Clontarf & Howth	Clontarf & Howth		Dundrum & Glencullen, No. 1,	Rathdown,	28
Brosna, No. 1,	Tralee,	38	No. 1,	No. 1,	28, 29	" No. 2,	"	28
" No. 2,			Clonygowan, No. 1,	Clonygowan, No. 2,	32	Dunfanaghy,	Dunfanaghy,	43
Broughshane,	Ballymena,	41	" No. 2,	"	30	Dungannon,	Dungannon,	47
Bruff,	Kilmallock,	38	Cloonbur, No. 1,	Cloonbur, No. 2,	48	Dunganstown,	Dunganstown,	34
Bruree,	Kilmallock,	38	" No. 2,	"	48	Dungarvan,	Dungarvan,	40
Bryansford,	Kilkeel,	44	Clough,	Clough,	44	Dunglow,	Limavady,	46
Bullaun,	Loughrea,	48	Cloyne,	Cloyne,	37	Dunglow, No. 1,	Glenties,	43
Bunerana,	Inishowen,	43	Coagh,	Coagh,	47	" No. 2,	"	
Bundorragha,	Westport,	50	Coal Island,	Coal Island,	47	Dunkineely,	Donegal,	43
Bunmahon,	Kilmacthomas,	40	Coleraine,	Coleraine,	45	Dunlavin,	Baltinglass,	34
Burt,	Londonderry,	44	Collon, No. 1,	Collon, No. 1,	31	Dunleer,	Ardee,	31
Bushmills,	Ballymoney,	41	" No. 2,	"	31	Dunmanway,	Dunmanway,	36
Buttevant,	Mallow,	37	Collooney,	Sligo,	51	Dunmore,	Glennamaddy,	48
			Comber,	Newtownards,	45	Dunmore,	Tern,	49
			Cong,	Ballinrobe,	49	Dunmurry,	Lisburn,	41
			Connor,	Antrim,	41	Dunnamanagh,	Strabane,	47
			Cookstown,	Cookstown,	47	Ferrow,	Abbeyleix,	32
			Coolacasey,	Limerick,	35	Durrus & Kilcrobane,	Bantry,	35
			Coolaney,	Tobercurry,	51	Dyszartmoon,	New Ross,	30
			Coolattin,	Shillelagh,	34			
			Coole,	Granard,	33			
			Coolgreany,	Gorey,	33	E.		
			Coolmountain,	Dunnamanway,	36			
			Coolock & Drumcondra, No. 1,	Dublin, North,	28, 29	Easky,	Dromore West,	51
			" No. 2,	"	28	Edenderry,	Edenderry,	30

Registrars' Districts.	Superintendent Registrars' Districts.	Page.	Registrars' Districts.	Superintendent Registrars' Districts	Page.	Registrars' Districts.	Superintendent Registrars' Districts	Page.
K.								
Emlagh,	Cahersiveen,	37	Kanturk,	Kanturk,	36	Longford,	Longford,	31
Emlagh,	Tipperary,	40	Keadey,	Boyle,	50	Loughbrickland,	Banbridge,	44
Emlagh,	Mountmellick,	32	Keakill,	Armagh,	41	Loughgall,	Armagh,	41
Emlagh,	Monaghan,	46	Kells,	Bantry,	35	Loughrea,	Loughrea,	48
Ennis, No. 1,	Ennis,	34	Kennmare,	Kells,	32	Louisburgh,	Westport,	50
Ennis, No. 2,	Ennis,	34	Kilbeggan,	Kennmare,	38	Lowpark,	Swineford,	50
Enniscorthy,	Enniscorthy,	33	Kilbrittain,	Tullamore,	33	Lucan,	Celbridge,	28
Enniskillen,	Enniskillen,	45	Kilcatherine,	Bandon,	35	Lurgan, No. 1,	Lurgan,	42
Ennistimon,	Ennistimon,	35	Kilcock,	Castletown,	29	" No. 2,	Manorhamilton,	49
Eyre court,	Fortunna,	48	Kilcooly,	Celbridge,	40	Lusk,	Balrothery,	28
L.								
M.								
N.								
O.								
P.								
Q.								
R.								
S.								
T.								
U.								
V.								
W.								
X.								
Y.								
Z.								

DUBLIN CASTLE,

18th July, 1908.

SIR,

I have to acknowledge the receipt of your letter of the 16th instant, forwarding, for submission to His Excellency the Lord Lieutenant, your detailed Annual Report on Marriages, Births, and Deaths for the Year 1907.

I am,

Sir,

Your obedient servant,

J. B. DOUGHERTY.

The Registrar-General,

Charlemont House,

Dublin.