

FORTY-NINTH
DETAILED
ANNUAL REPORT
OF THE
REGISTRAR GENERAL FOR IRELAND
CONTAINING
A GENERAL ABSTRACT OF THE NUMBERS
OF
MARRIAGES, BIRTHS AND DEATHS
REGISTERED IN IRELAND
DURING THE YEAR
1912.

TRANSMITTED PURSUANT TO THE PROVISIONS OF THE 7 & 8 VIC., CAP. 81, S. 56 ;
26 VIC., CAP. 11, AND 26 & 27 VIC., CAP. 90.

GENERAL SUMMARY.

POPULATION. MARRIAGES, THEIR NUMBER AND THEIR RELATION TO
POPULATION, RELIGIOUS DENOMINATIONS, AGES, AND CIVIL CONDITION.
BIRTHS, THEIR NUMBER AND THEIR RELATION TO POPULATION.
DEATHS, THEIR NUMBER AND THEIR RELATION TO POPULATION, AGES,
AND CAUSES. **EMIGRATION; WEATHER.**

Presented to Parliament by Command of His Majesty.



LONDON:

PUBLISHED BY HIS MAJESTY'S STATIONERY OFFICE.

To be purchased either directly or through any Bookseller, from
E. PONSONBY, LTD., 116, GRAFTON STREET, DUBLIN; or
WYMAN AND SONS, LTD., FETTER LANE, E.C., and 32, ABINGDON STREET, S.W.,
and 54, ST. MARY STREET, CARDIFF; or
H.M. STATIONERY OFFICE (SCOTTISH BRANCH) 23, FORTH STREET, EDINBURGH;
or from the Agencies in the British Colonies and Dependencies,
the United States of America, the Continent of Europe and Abroad of
T. FISHER UNWIN, LONDON, W.C.

PRINTED BY
ALEX. THOM AND Co., LIMITED, ABBEY STREET, DUBLIN.

1913.

Price 2s. 4d.

[Cd. 6917.]

CONTENTS.

REPORT:—

GENERAL SUMMARY :	PAGE
Population, Marriages, Births, Deaths, and Emigration in 1912 and ten previous years,	v.
Number of Irish Registration Officers,	vi.
Number of Searches, etc., at the General Register Office during the years 1864-1912, with amount of Fees received,	vi.
Offences against the Registration Acts,	v. vi.
Rate per 1,000 of the population represented by the Marriages, Births, and Deaths registered in each Province and County in 1912,	vii.
 MARRIAGES :	
Their Number and Proportion to the Population,	vii.
Number by each mode of celebration in the years 1902-1912,	viii.
Number of Licences issued by Registrars,	viii.
Number of Licensing Presbyterian Ministers and of Licences issued by them,	viii.
Number of Buildings registered for Solemnization of Protestant Marriages,	viii.
Civil Condition of Persons Married,	ix.
Number of Roman Catholic and of Protestant Marriages registered in each quarter of the years 1902-1912,	ix.
Ages of persons Married,	ix.
Signatures to Marriage Registers and Certificates,	ix.
Marriage-rate in Provinces and certain Counties,	xi.
 BIRTHS :	
Their Number and Proportion to the Population,	xi.
Proportion of Illegitimate Births in Ireland and in the several Provinces,	xi.
Birth-rate in the Provinces and certain Counties,	xi.
Multiple Births in Ireland during the years 1908-12,	xii.
Number of Births in each quarter of the years 1902-1912,	xiii.
 DEATHS :	
Their Number and Proportion to the Population,	xii.
Death-rate in the Provinces and certain Counties,	xii.
General Remarks on the Public Health,	xii.
Number in each quarter of the years 1902-1912,	xiii.
Causes of Death.—General Observations,	xiv.
" Deaths from all causes and from each of the principal causes during the years 1902-1912, with the respective rates per 100,000 of the Estimated Population,	xvi.-xvii.
" Observations on the Mortality from each of the principal causes, violence and ill-defined or not specified causes,	xiv.-xxxvi.
Deaths from Tuberculous Disease,	v., xxiii.
Deaths of Women in Ireland from Diseases Caused by or Associated with Pregnancy or Childbearing,	xxxv.
Deaths from Cancer in Ireland during 1912, by Sexes, Ages, and Parts Affected,	xxx.
Deaths from Poison in 1912, distinguishing the Sex and Age of Deceased, the Name of the Poison or Poisonous Gas, and whether Accidental, Suicidal, or Homicidal,	xxxvii.
Occupational Mortality,	xxix., xl., xlii.
Uncertified Deaths,	xxxvi.
Inquests,	xxxvi.
Ages at Death,	xxxviii.
Infant Mortality,	xxxix.
Emigration from Ireland,	xl.
Prices of Provisions, and Number of Persons in Receipt of Poor Law Relief in 1912, and previous ten years,	xliv.
The Weather,	xlv.

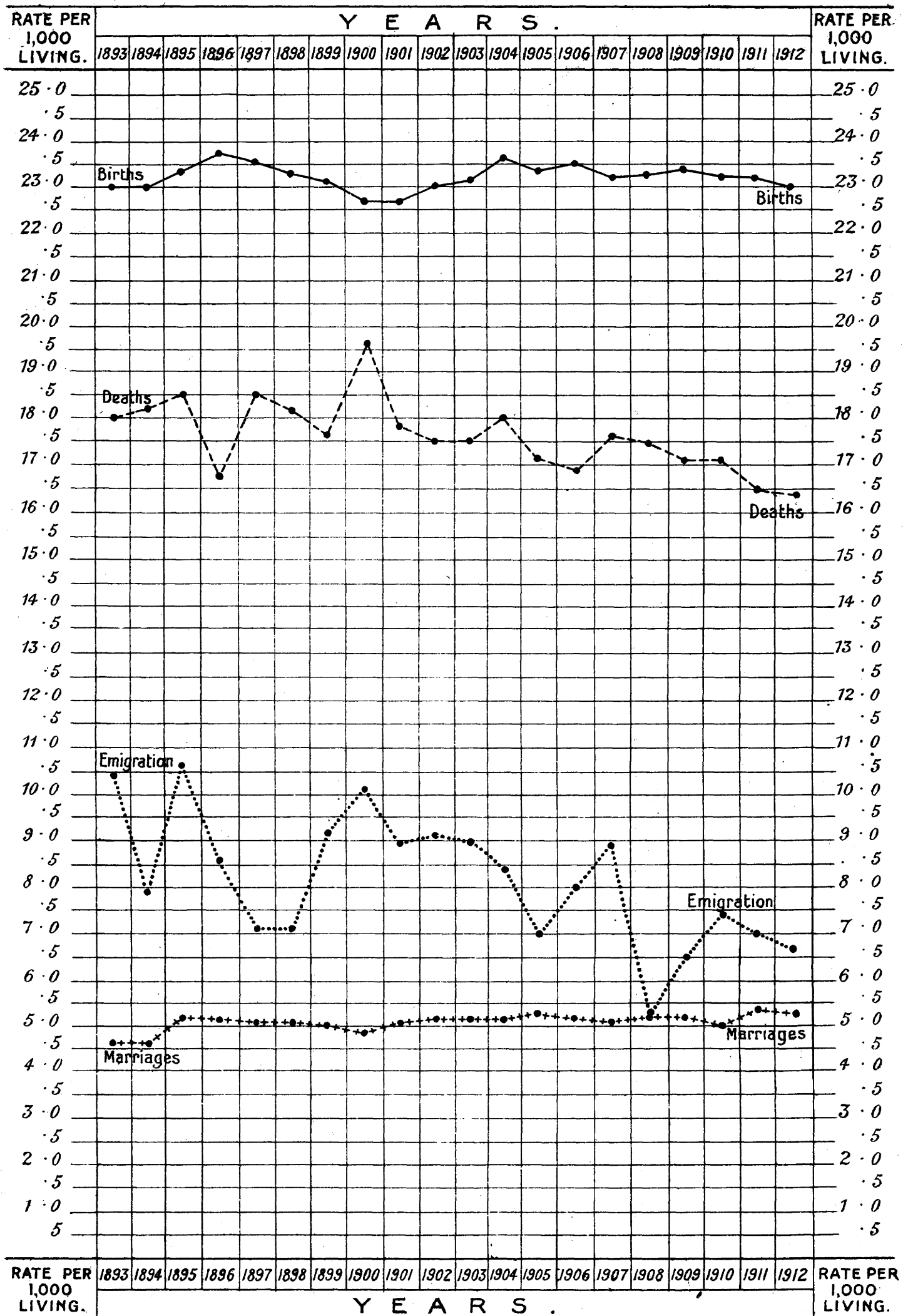
ABSTRACTS :—

	PAGE.
Marriages, Births, and Deaths registered in each of the Counties,	2
Marriages, Births, and Deaths in the Superintendent Registrars' Districts, and portions of Superintendent Registrars' Districts in each County, distinguishing the Sexes and Illegitimate Births,	3-8
Marriages, Births, and Deaths in each of the Superintendent Registrars' Districts in Ireland,	9-11
Births and Deaths in the Registrars' Districts in each County, distinguishing the Sexes and Illegitimate Births,	12-38
Marriages registered in Ireland in each of the Provinces, Counties, and Superintendent Registrars' Districts in 1912, distinguishing Roman Catholic from Protestant Marriages, and giving the total number registered in each quarter of the year; the Conjugal Condition of Persons Married; the Number of Minors and of those who signed the Registers by Marks,	40-53
Ages of Persons married in 1912, distinguishing those of Bachelors, Spinsters, Widowers, and Widows,	54-55
Births (distinguishing Males and Females) registered in the Provinces, Counties, and Superintendent Registrars' Districts (or portions of such Districts), in each of the Four Quarters of 1912,	56-71
Births (distinguishing Males and Females) registered in each Superintendent Registrar's District in Ireland during each Quarter of the year 1912,	72-74
Deaths (distinguishing Males and Females) registered in each of the Four Quarters of 1912, in Provinces, Counties, and Superintendent Registrar's Districts (or portions of such Districts),	75-89
Deaths (distinguishing Males and Females) registered in each Superintendent Registrar's District in Ireland during each Quarter of the Year 1912,	90-92
Deaths of Males and Females at different Ages registered in 1912, in Provinces and Counties, and in the Superintendent Registrars' Districts (or portions of such Districts) in each County,	94-111
Deaths of Males and Females at different Ages in each Superintendent Registrar's District in Ireland,	112-119
Causes of Death of Males and Females in Ireland at different periods of life in 1912,	120-134
Causes of Death of Males and Females in Ireland and in each of the Provinces in 1912,	135-139
Deaths from Epidemic Diseases and other Causes in 1912, in the Provinces and Counties, showing the circumstances as to residence at time of death,	140-141
Deaths from Epidemic Diseases and other Causes in 1912, in each Superintendent Registrar's District in Ireland, showing the circumstances as to residence at time of death,	142-149
Estimated Population of Ireland in each of the seventy-five years 1838-1912,	150
Population by Sexes and Ages according to Census Returns of 1861, 1871, 1881, 1891, 1901, and 1911,	150
METEOROLOGICAL OBSERVATIONS, (Extracted from the <i>Dublin Journal of Medical Science</i>), by Sir John W. Moore, M.A., M.D., D.P.H., Dub., D.Sc., OXON; F.R.C.P.I.; F.R., MET.SOC. D.L.,	151-173
Summary Tables of Meteorological Observations, 1892-1912,	174-175
Index to Superintendent Registrars' Districts, and Registrars' Districts,	176-179

DIAGRAMS AND MAP.

DIAGRAM No. 1.—Showing the respective rates per 1,000 of the population represented by the Marriages, Births, and Deaths registered in Ireland in each of the twenty years 1893-1912, and by the number of Emigrants enumerated in the same years,	Facing	Page v.
„ „ 2.—Showing the comparative Mortality from twenty-two of the principal causes of Death in Ireland in 1912,	„	xiii.
„ „ 3.—Showing the death-rate from Scarlet Fever in Ireland as compared with England and Scotland during each of the forty-nine years, 1864-1912,	„	xxi.
„ „ 4.—Showing the death-rate from Tuberculosis in Ireland, as compared with England and Scotland during each of the forty-nine years, 1864-1912,	„	xxiii.
„ „ 5.—Showing the proportion of deaths of males and females registered in Ireland from Tuberculous Disease at each age-period per 1,000 living at those age-periods in 1912,	„	xxviii.
MAP.—Showing the Infant Mortality per 1,000 Births registered in each County in Ireland during the year 1912,	„	xxxix.

DIAGRAM No. 1.—Showing the respective rates per 1,000 of the Population represented by the number of Marriages, Births, and Deaths, registered in Ireland, in each of the Twenty Years, 1893-1912, and by the number of Emigrants enumerated in the same years



REPORT

TO

HIS EXCELLENCY JOHN CAMPBELL, EARL OF ABERDEEN, K.T.,
&c., &c., &c.,

LORD LIEUTENANT-GENERAL AND GENERAL GOVERNOR OF IRELAND.

I have the honour to submit, for your Excellency's consideration the Forty-ninth Annual Report of Marriages, Births and Deaths in Ireland.

In connection with the statistics for the year 1912, embodied in this Report, the following facts will, I respectfully submit, be a source of gratification to your Excellency:—

(a) An increase of 1,102 in the population of Ireland in the middle of 1912 as compared with that in the middle of the preceding year; in other words, there were 1,102 more births than deaths and emigrants during the year ended 30th June, 1912.

(b) The lowest annual death-rate from all causes recorded for Ireland since 1871, viz. 16·46 per 1,000 of the population.

(c) The lowest annual death-rate from tuberculous disease on record, viz. 2·15 per 1,000, the next lowest rate from this disease being 2·20 per 1,000 in the previous year (1911). The number of deaths caused by tuberculous disease in 1912 is 186 less than in 1911 and 3,257 less than the number recorded in 1904, and

(d) A decrease in Infant Mortality from 94 per 1,000 births registered in 1911 to 86 per 1,000 births registered in 1912. This is the lowest Infant Mortality rate recorded for Ireland. The highest Infant Mortality rate was in the year 1880, namely 112.

GENERAL SUMMARY.

An examination of the subjoined table (I.) shows that the Marriages registered in Ireland during the year 1912 numbered 23,283; the Births, 101,035; and the Deaths, 72,187. The marriage-rate was 5·31 per 1,000 of the estimated population, showing a decrease of 0·04, as compared with that for the year 1911, but an increase of 0·12 as compared with the average rate for the ten years, 1902-1911; the birth-rate was 23·0 per 1,000 of the estimated population, being 0·2 under that for the preceding year, and 0·3 under the average rate for the ten years, 1902-1911; and the death-rate (16·46 per 1,000), was 0·07 below the rate for the preceding year, and 0·83 below the average rate for the ten years, 1902-1911.

TABLE I.—Showing for each of the years 1902-1912 the estimated **Population***; the number of **Marriages, Births, and Deaths** registered, and the number of **Emigrants** (Natives of Ireland) enumerated, with the rates per 1,000 of the estimated Population represented thereby; and the averages for the ten years, 1902-1911.

YEARS.	* Estimated Population in the middle of each year.	Numbers Registered			Number of Emigrants as returned by the Enumerators.	Rate per 1,000 of Estimated Population.			
		Marriages.	Births.	Deaths.		Marriages.	Births.	Deaths.	Emigrants
1902,	4,434,551	22,949	101,863	77,676	40,190	5·18	23·0	17·5	9·1
1903,	4,417,757	22,992	101,831	77,358	39,789	5·20	23·1	17·5	9·0
1904,	4,408,103	22,961	103,811	79,513	36,902	5·21	23·6	18·0	8·4
1905,	4,399,308	23,078	102,832	75,071	30,676	5·25	23·4	17·1	7·0
1906,	4,397,571	22,662	103,536	74,427	35,344	5·15	23·5	16·9	8·0
1907,	4,388,451	22,509	101,742	77,334	39,082	5·13	23·2	17·6	8·9
1908,	4,384,664	22,734	102,039	76,891	23,295	5·18	23·3	17·5	5·3
1909,	4,386,601	22,650	102,759	74,973	28,676	5·16	23·4	17·1	6·5
1910,	4,385,421	22,112	101,963	74,894	32,457	5·04	23·3	17·1	7·4
1911,	4,383,608	23,473	101,758	72,475	30,573	5·35	23·2	16·5	7·0
Yearly Average, 1902-1911.	4,398,604	22,812	102,413	76,061	33,698	5·19	23·3	17·3	7·7
1912,	4,384,710	23,283	101,035	72,187	29,344	5·31	23·0	16·5	6·7

* See page 150.

The Diagram facing the preceding page gives the respective rates per 1,000 of the population represented by the Marriages, Births, and Deaths registered in Ireland in each of the twenty years 1893-1912, and by the number of Emigrants enumerated in each of these years.

The number of Local Registration Officers holding office directly under the Department, or who have entered into bonds with the Registrar-General for the due discharge of their duties is 2,698. The cases of vacancies or appointments which were dealt with during the year 1912, number 584.

The following table shows the number of Searches made and Certificates issued at the General Register Office (exclusive of Searches made and Certificates issued for official purposes, which, in 1912, numbered 1,176 of the former and 915 of the latter); also the amount received as fees for same, in each year, since the passing of the Acts for the Registration of Births and Deaths and of Roman Catholic Marriages in 1864.

TABLE II.—NUMBER OF SEARCHES made; number of CERTIFICATES issued, and Amount received as FEES for SEARCHES, &c., at the GENERAL REGISTER OFFICE, DUBLIN, during the 49 years 1864-1912.

YEARS.	Annual Number of Searches in the Registers.	Annual Number of Certificates.	Amount received as Fees for Searches, &c., and paid into His Majesty's Exchequer.	YEARS.	Annual Number of Searches in the Registers.	Annual Number of Certificates.	Amount received as Fees for Searches, &c., and paid into His Majesty's Exchequer.
			£ s. d.				£ s. d.
1864, ...	15	3	1 10 6	1889, ...	1,986	1,561	297 4 6
1865, ...	41	20	4 12 0	1890, ...	2,448	2,042	383 2 9
1866, ...	55	34	7 0 0	1891, ...	2,815	2,297	433 1 6
1867, ...	46	26	5 12 0	1892, ...	3,209	2,534	489 17 0
1868, ...	69	42	9 13 0	1893, ...	3,559	2,733	532 2 2
1869, ...	80	34	8 15 0	1894, ...	3,492	2,678	512 7 0
1870, ...	93	54	11 10 0	1895, ...	3,482	2,618	508 8 0
1871, ...	112	67	14 6 6	1896, ...	4,046	3,103	596 10 6
1872, ...	120	76	15 14 0	1897, ...	3,917	2,960	572 3 0
1873, ...	100	106	21 14 0	1898, ...	4,132	3,207	613 1 2
1874, ...	166	107	22 6 6	1899, ...	4,133	3,201	616 13 6
1875, ...	244	166	33 15 0	1900, ...	4,558	3,481	672 7 6
1876, ...	270	185	36 16 0	1901, ...	4,843	3,733	718 18 0
1877, ...	312	202	42 14 0	1902, ...	4,871	3,719	716 16 6
1878, ...	391	286	55 15 0	1903, ...	4,944	3,796	731 12 6
1879, ...	522	399	78 0 0	1904, ...	5,183	3,958	769 19 7
1880, ...	753	596	114 7 0	1905, ...	5,110	3,954	759 8 5
1881, ...	743	583	111 8 6	1906, ...	5,714	4,409	849 6 0
1882, ...	852	688	129 11 0	1907, ...	5,877	4,544	875 0 2
1883, ...	1,036	773	149 1 6	1908, ...	5,984	4,670	894 19 7
1884, ...	1,254	966	185 3 0	1909, ...	6,220	4,761	920 8 0
1885, ...	1,412	1,116	212 8 0	1910, ...	6,387	4,903	944 18 4
1886, ...	1,527	1,173	225 7 4	1911, ...	6,128	4,778	914 9 11
1887, ...	1,693	1,307	251 7 0	1912, ...	6,811	5,160	998 7 2
1888, ...	1,778	1,404	266 9 0				

Offences coming within the scope of the Acts administered by this Department reported during the financial year ended 31st March last, numbered 538. On careful inquiry into the circumstances, prosecutions were ordered to be instituted in 32 cases, in all of which convictions were obtained, 30 of the offenders being punished, and the remaining two cautioned.

Amongst the offences dealt with the following are included:—Neglect to register births; neglect to register deaths; neglect to furnish Certificate of Marriage; giving false information when registering births and deaths; neglect to comply with Requisition to correct entry.

A sum of £120 was provided in the estimates to meet legal charges. During the year the total cost of the legal service of the Department was £57 7s. 1d., of which sum £29 15s. 6d. was paid for local professional assistance, and £30 5s. 0d. for mileage and allowances to the Registrars, the balance of the expenditure being mainly in respect of Court costs.

TABLE III.—Showing for each PROVINCE and COUNTY in IRELAND, the respective RATES per 1,000 of the POPULATION,* represented by the MARRIAGES, BIRTHS, and DEATHS registered during the Year 1912.

PROVINCES AND COUNTIES.	Annual Rate per 1,000 of the Population, represented by			PROVINCES AND COUNTIES.	Annual Rate per 1,000 of the Population, represented by		
	Marriages.	Births.	Deaths.		Marriages.	Births.	Deaths.
IRELAND, ...	5.3	23.0	16.5	II. MUNSTER.			
				Clare, ...	3.8	19.9	13.8
				Cork Co. and Co. Borough.	5.0	22.4	15.3
				Kerry, ...	4.4	23.5	12.2
				Limerick Co. and Co. Borough.	5.5	24.2	17.9
				Tipperary, North Riding.	5.6	20.3	14.8
				Tipperary, South Riding.	4.5	22.4	17.1
				Waterford Co. and Co. Borough.	4.8	21.9	17.2
				III. ULSTER.			
				Antrim, ...	5.3	22.6	16.3
				Armagh, ...	5.3	22.5	18.7
				Belfast Co. Borough,	7.7	28.2	18.2
				Cavan, ...	5.9	20.5	14.2
				Donegal, ...	4.3	22.4	15.7
				Down, ...	4.9	22.2	16.2
				Fermanagh, ...	4.8	20.8	15.9
				Londonderry Co. and Co. Borough.	5.6	22.6	16.6
				Monaghan, ...	4.8	20.4	18.1
				Tyrone, ...	5.0	22.1	17.6
				IV. CONNAUGHT.			
				Galway, ...	4.0	22.6	13.7
				Leitrim, ...	4.9	19.5	13.7
				Mayo, ...	4.0	24.0	13.5
				Roscommon, ...	4.8	19.1	13.9
				Sligo, ...	4.3	21.3	14.7
I. LEINSTER.							
Carlow, ...	4.8	21.3	17.0				
Dublin, ...	5.6	17.3	15.4				
Dublin Co. Borough,	7.9	31.2	23.5				
Kildare, ...	4.6	22.8	14.3				
Kilkenny, ...	4.7	21.2	17.6				
King's, ...	5.1	19.9	16.2				
Longford, ...	5.4	20.1	16.1				
Louth, ...	4.6	23.3	15.8				
Meath, ...	4.5	20.7	15.9				
Queen's, ...	4.1	20.4	16.5				
Westmeath, ...	4.9	20.5	15.9				
Wexford, ...	4.6	21.7	17.3				
Wicklow, ...	4.9	19.3	15.0				

MARRIAGES.

The number of Marriages registered during the year was 23,283, representing a rate of 5.31 per 1,000 of the estimated population*; this rate is 0.04 below that for the previous year, but 0.12 above the average for the ten years, 1902-1911.

Of the 23,283 Marriages registered during last year, 16,577 were of Roman Catholics; 3,494 were celebrated according to the rites and ceremonies of the Church of Ireland; 2,331 were in Presbyterian Meeting-houses; 454 in "Registered Buildings" belonging to various religious denominations; 405 by civil contract in the Registrars' offices; 9 were according to the usages of the Society of Friends; and 13 according to the Jewish rites.

The marriages of Roman Catholics are equivalent to a rate of 5.12 per 1,000 of the Roman Catholic population estimated to the middle of 1912, or 0.20 above the corresponding average rate for the preceding ten years, and the other marriages are equivalent to a rate of 5.86 per 1,000 of all persons other than Roman Catholics in the population, this rate being 0.05 under the corresponding average rate for the ten years, 1902-1911.

Of the 3,494 Marriages celebrated according to the rites of the Church of Ireland, there were 36 by special licence, 2,848 by licence, 599 after the publication of banns, and 4 on Registrar's certificate; in 7 instances no information was afforded as to which of these methods was adopted.

*. The rates for the total of Ireland and for the county boroughs of Dublin and Belfast are based on the estimated population in the middle of the respective years, those for the provinces and counties on the population according to the Census of 1911.

TABLE IV.—Marriages registered in Ireland in 1912, and in each of the previous ten years, according to the modes of celebration; with the rate per 1,000 of the population represented:—

YEARS.	Marriages registered under 7 & 8 Vic., cap. 81.							Roman Catholic Marriages.	Total Marriages Registered.	Rate per 1,000 of estimated corresponding Population represented by		
	According to the Rites of the Church of Ireland.	In Registered Presbyterian Meeting-houses.	In Registered Buildings.	In the Registrars' Offices.	Society of Friends.	Jews.	Total.			Marriages under 7 and 8 Vic., cap. 81.	Roman Catholic Marriages.	Total Marriages.
1902,	3,633	2,441	565	382	5	7	7,033	15,916	22,949	6.07	4.86	5.18
1903,	3,669	2,358	499	350	8	13	6,897	16,095	22,992	5.97	4.93	5.20
1904,	3,590	2,267	549	375	8	7	6,796	16,165	22,961	5.90	4.96	5.21
1905,	3,678	2,361	509	387	5	10	6,950	16,128	23,078	5.84	4.96	5.25
1906,	3,604	2,330	485	400	9	16	6,844	15,818	22,662	5.95	4.87	5.15
1907,	3,668	2,347	479	422	7	15	6,938	15,571	22,509	6.05	4.80	5.13
1908,	3,474	2,306	446	421	5	13	6,665	16,069	22,734	5.82	4.96	5.18
1909,	3,427	2,296	462	398	4	6	6,593	16,057	22,650	5.75	4.96	5.16
1910,	3,474	2,214	457	415	13	12	6,585	15,527	22,112	5.74	4.79	5.04
1911,	3,627	2,211	461	435	3	7	6,744	16,729	23,473	5.89	5.17	5.35
Average, 1902-1911	3,584	2,313	491	398	7	11	6,804	16,008	22,812	5.91	4.92	5.19
1912,	3,494	2,331	454	405	9	13	6,706	16,577	23,283	5.86	5.12	5.31

The number of Licences for Marriages issued by the Registrars during the year 1912 in Registered Buildings and in the Registrars' Offices was 687.

In the following summary the number of Marriage Licences issued by the Licensing Ministers of the several Presbyterian bodies is given.

Presbytery or Synod.	Number of Licensing Ministers on 31st December, 1912.	Number of Registered Meeting-houses on 31st December, 1912.	Number of Licences issued.
1. General Assembly of the Presbyterian Church in Ireland,	161	590	1,816
2. Remonstrant Synod of Ulster,	9	20	14
3. Presbytery of Antrim,	4	11	12
4. United Presbytery or Synod of Munster,	1	2	1
5. Presbytery of Ireland (United Free Church of Scotland), ...	5	9	24
Total,	180	632	1,867

In Ireland, there being no civil restrictions as to the time or place for celebrating marriages between Roman Catholics, a registration of the churches and chapels of the Roman Catholic Church is not necessary. With reference to other religious bodies, a record is kept of the places of Divine worship in which marriages may be lawfully solemnized otherwise than by special licence. On the 31st December, 1912, there were 1,487 churches and chapels of the Church of Ireland, 632 registered Presbyterian Meeting-houses, and 428 "Registered Buildings" belonging to various religious denominations.

The number of "Registered Buildings" belonging to the several religious bodies, as revised for the year 1912, is shown in the following list:—

Denominations.	No. of Places of Worship.	Denominations.	No. of Places of Worship.	Denominations.	No. of Places of Worship.
Methodists,	264	Salvation Army,	9	"Undenominational,"	1
Reformed Presbyterians,	39	Seceders,	9	Jews,	1
Baptists,	32	"The Catholic Apostolic Church,"	2	"Holiness Movement" Church	1
Independents, or Congregationalists,	30	Non-Subscribing Unitarians,	1	Total,	428
Christian Brethren	28	Non-Subscribing Christians,	1		
Moravians, or United Brethren,	9	Welsh Presbyterians,	1		

Of the 23,283 marriages registered, there were 6,663 recorded in the first quarter, 5,591 in the second, 5,656 in the third, and 5,373 in the fourth quarter of the year 1912.

As derived from the figures given in the Abstract of Marriages, commencing on page 40, it would appear that the marriages of bachelors with spinsters constituted 89·3 per cent. of the total; that those of widowers and spinsters were 6·6 per cent.; that the marriages of bachelors and widows were 2·5 per cent.; and that those of widowers and widows formed 1·6 per cent. of the total marriages. Thus of the men married, 8·2 per cent. were widowers, and of the women, 4·1 per cent. were widows; so that, in 12 instances, in every 100 marriages, one or both of the contracting parties had been in the married state before.

TABLE V.—Showing, by QUARTERLY PERIODS, the number of MARRIAGES registered in Ireland in each of the eleven years 1902–1912, and the average number for the ten years 1902–1911, distinguishing the number of Roman Catholic Marriages registered under the 26 & 27 Vic., cap. 90, and of Protestant and other marriages under the 7 & 8 Vic., cap. 81.

YEAR.	MARRIAGES.														
	Roman Catholic.					Others.					Total.				
	Quarter ending the last day of				Total.	Quarter ending the last day of				Total.	Quarter ending the last day of				Total.
	Mar.	June.	Sep.	Dec.		Mar.	June.	Sep.	Dec.		Mar.	June.	Sep.	Dec.	
1902,	5,263	3,744	3,506	3,403	15,916	1,530	1,633	1,920	1,950	7,033	6,793	5,377	5,426	5,353	22,949
1903,	5,686	3,643	3,401	3,365	16,095	1,454	1,692	1,961	1,790	6,897	7,140	5,335	5,362	5,155	22,992
1904,	5,566	3,731	3,492	3,376	16,165	1,372	1,728	1,853	1,843	6,796	6,938	5,459	5,345	5,219	22,961
1905,	6,163	3,193	3,281	3,491	16,128	1,372	1,754	1,985	1,839	6,950	7,535	4,947	5,266	5,330	23,078
1906,	5,613	3,330	3,347	3,523	15,818	1,407	1,765	1,822	1,850	6,844	7,020	5,095	5,169	5,378	22,662
1907,	4,573	3,858	3,666	3,474	15,571	1,455	1,785	1,943	1,755	6,938	6,028	5,643	5,609	5,229	22,509
1908,	5,879	3,191	3,594	3,405	16,069	1,344	1,685	1,835	1,801	6,665	7,223	4,876	5,429	5,206	22,734
1909,	5,431	3,580	3,666	3,380	16,057	1,336	1,693	1,848	1,716	6,593	6,767	5,273	5,514	5,096	22,650
1910,	4,573	3,987	3,569	3,398	15,527	1,433	1,451	1,875	1,826	6,585	6,006	5,438	5,444	5,224	22,112
1911,	5,926	3,715	3,419	3,669	16,729	1,249	1,808	1,806	1,881	6,744	7,175	5,523	5,225	5,550	23,473
Average for ten years, 1902–1911,	5,468	3,597	3,494	3,449	16,008	1,395	1,699	1,885	1,825	6,804	6,863	5,296	5,379	5,274	22,812
1912,	5,373	3,865	3,726	3,613	16,577	1,290	1,726	1,930	1,760	6,706	6,663	5,591	5,656	5,373	23,283
Equivalent annual rate per 1,000 living :—															
Average, 1902–1911,	6·7	4·4	4·3	4·2	4·9	4·9	6·0	6·6	6·4	6·0	6·2	4·8	4·9	4·8	5·2
1912	6·6	4·8	4·6	4·5	5·1	4·5	6·0	6·7	6·2	5·9	6·1	5·1	5·2	4·9	5·3

It is much to be desired that the custom of omitting the ages of those married in the certificates of marriage be discontinued, as a complete record of the ages of the persons married would be valuable; and it is regrettable that this information is not contained in the records in the majority of the entries. The entry in the column for age in the register of “minor” or “full age,” as the case may be, satisfies the requirements of the law in this respect, and up to the year 1908 there appears to have been in Ireland a general and increasing inclination to take advantage of this circumstance. In the year 1865, out of 30,802 marriages registered in Ireland, the ages of both parties were given in 13,910 cases, being equal to 45·2 per cent. of the total marriages in that year, while in the year 1908 such cases fell to 3,454, or only 15·2 per cent. of the total marriages recorded during 1908. In the year 1909 the proportion of cases in which the information regarding the age of both parties was stated, rose to 21·2 per cent., in 1910 to 21·7 per cent. and in 1911 to 22·7 per cent. In 1912 the number of such cases was 5,258* as against 5,320 in 1911, the number in 1912 representing 22·6 per cent. of all the Marriages registered during that year. Of those married in England and Wales during the year 1910, 99·2 per cent. of the husbands and 99·1 per cent. of the wives made definite statements of age at time of marriage.

Of the 23,283 men married during the year 1912, or 1·75 per cent., were under age; and of the women married 1,485, or 6·38 per cent., were minors.

The proportion of husbands who married under age in 1912 was highest in the province of Leinster, namely, 2·23 per cent.; the highest proportion of wives (8·20 per cent.) was in the province of Ulster.

It appears that in Ireland the percentage of persons married who were under age is very far below the corresponding percentages in England and Scotland.

* In 953 instances in 1912 the age at marriage was stated by only one of the contracting parties, viz., 448 men and 505 women.

The signatures of the contracting parties in the marriage registers or certificates afford a rough estimate of the progress of elementary education. In the year 1912, there were 21,967, or 94·3 per cent., of the husbands, and 22,404, or 96·2 per cent., of the wives, who wrote their names, and the remainder signed by "mark," as against 20,301, or 88·5 per cent., of the husbands, and 20,796, or 90·6 per cent., of the wives, in the year 1902; and 17,516, or 81·4 per cent., of the husbands, and 17,611, or 81·8 per cent., of the wives, in the year 1892.

In comparison with the corresponding results in the first of the preceding ten years the figures for 1912 show an improvement, the percentage of men married in 1902 who wrote their names being 88·5 and women 90·6; and they show a marked advance when compared with the percentage for the year 1864, in which year but 61 in every 100 men, and 50 in every 100 women married, wrote their names.

Among men the percentages during the year 1912 for the provinces range from 91 in Connaught to 96 in Munster; and, among women, from 94 in Connaught to 98 in Munster.

In 328 cases both of the persons married signed the register by "mark" and the register was thus signed by either the husband or the wife in 1,539 cases, so that in 1,867 cases, or 8·0 per cent. of the total number of marriages, one or both of the parties attested the signature by "mark"; and in 21,416 marriages or 92·0 per cent., both parties wrote their names.

The following table gives for Ireland, and for each of the four provinces, the proportion per cent. of persons married in each of the eleven years 1902-1912, who wrote their names in the registers or certificates; of minors; of widowers; and of widows:—

TABLE VI.—Showing, as regards the **Marriages** in Ireland, and in each of the Four Provinces, during the years 1902-1912, the proportion per cent. of Persons who **signed their names**, of Persons **not of Full Age**, and of **Re-marriages**.

Provinces, &c.	Signed their Names in Writing.		Persons not of Full Age.		Re-marriages.		Provinces, &c.	Signed their Names in Writing.		Persons not of Full Age.		Re-marriages.			
	Of 100 Men Married.	Of 100 Women Married.	Of 100 Men Married.	Of 100 Women Married.	Widowers.	Widows.		Of 100 Men Married.	Of 100 Women Married.	Of 100 Men Married.	Of 100 Women Married.	Widowers.	Widows.		
														Of 100 Men Married.	Of 100 Women Married.
IRELAND.	1902,	88·5	90·6	1·47	6·14	9·13	4·43	MUNSTER.	1902,	90·7	92·4	0·92	4·97	7·57	4·07
	1903,	88·9	90·9	1·57	6·50	8·51	4·18		1903,	91·1	93·4	0·98	5·28	7·26	3·82
	1904,	89·6	92·0	1·49	6·32	8·72	4·21		1904,	92·0	93·8	0·96	4·51	7·42	3·84
	1905,	90·0	92·4	1·39	5·93	9·07	4·32		1905,	92·0	94·3	0·65	3·60	7·32	3·40
	1906,	91·4	93·8	1·37	4·84	8·42	4·07		1906,	93·8	96·0	0·97	3·64	7·83	3·93
	1907,	92·0	94·0	1·44	5·22	8·37	3·97		1907,	93·1	95·7	0·76	3·42	7·40	4·00
	1908,	92·0	94·5	1·66	6·38	8·58	4·03		1908,	93·8	96·0	1·11	4·56	7·58	3·44
	1909,	93·5	95·0	1·67	6·84	8·07	3·89		1909,	95·1	96·3	1·02	4·84	6·88	3·70
	1910,	93·5	95·3	1·51	6·28	7·92	3·93		1910,	94·7	96·7	0·75	4·31	6·83	3·10
	1911,	93·9	96·0	1·23	5·31	8·06	3·32		1911,	95·3	97·4	0·69	3·76	6·60	2·83
	1912,	94·3	96·2	1·75	6·38	8·23	4·07		1912,	95·7	97·7	0·98	3·93	6·74	3·65
	MUNSTER.	1902,	87·5	89·3	1·91	7·32	10·77		4·09	ULSTER.	1902,	87·5	89·3	1·91	7·32
1903,		88·0	89·0	1·87	7·37	9·56	3·92	1903,	88·0		89·0	1·87	7·37	9·56	3·92
1904,		88·3	89·8	1·93	7·90	10·00	4·07	1904,	88·3		89·8	1·93	7·90	10·00	4·07
1905,		88·9	90·5	1·80	7·39	10·93	4·37	1905,	88·9		90·5	1·80	7·39	10·93	4·37
1906,		90·7	92·7	1·63	6·89	9·48	4·02	1906,	90·7		92·7	1·63	6·89	9·48	4·02
1907,		91·3	93·1	1·82	6·68	9·73	3·70	1907,	91·3		93·1	1·82	6·68	9·73	3·70
1908,		91·1	93·3	2·08	7·89	10·58	4·24	1908,	91·1		93·3	2·08	7·89	10·58	4·24
1909,		92·6	93·6	1·94	8·37	9·29	3·92	1909,	92·6		93·6	1·94	8·37	9·29	3·92
1910,		93·0	94·5	1·91	7·51	9·29	3·91	1910,	93·0		94·5	1·91	7·51	9·29	3·91
1911,		93·1	95·1	1·50	6·73	10·04	3·87	1911,	93·1		95·1	1·50	6·73	10·04	3·87
1912,		93·6	95·5	2·18	8·20	9·76	4·06	1912,	93·6		95·5	2·18	8·20	9·76	4·06
ULSTER.		1902,	82·4	88·3	0·65	4·12	7·24	3·04	CONNAUGHT.		1902,	82·4	88·3	0·65	4·12
	1903,	83·8	88·3	0·64	4·80	7·94	3·10	1903,		83·8	88·3	0·64	4·80	7·94	3·10
	1904,	85·8	92·2	0·63	4·19	8·31	3·00	1904,		85·8	92·2	0·63	4·19	8·31	3·00
	1905,	86·6	91·7	0·49	3·90	8·64	2·92	1905,		86·6	91·7	0·49	3·90	8·64	2·92
	1906,	86·8	92·0	0·30	1·97	8·05	2·96	1906,		86·8	92·0	0·30	1·97	8·05	2·96
	1907,	89·0	93·1	0·42	2·62	8·38	3·30	1907,		89·0	93·1	0·42	2·62	8·38	3·30
	1908,	89·3	93·8	0·52	3·08	6·63	2·60	1908,		89·3	93·8	0·52	3·08	6·63	2·60
	1909,	90·3	94·6	0·65	3·18	7·42	2·85	1909,		90·3	94·6	0·65	3·18	7·42	2·85
	1910,	90·4	94·0	0·44	3·61	7·05	3·35	1910,		90·4	94·0	0·44	3·61	7·05	3·35
	1911,	90·6	95·5	0·31	3·36	7·03	2·64	1911,		90·6	95·5	0·31	3·36	7·03	2·64
	1912,	91·2	94·1	0·46	2·97	7·91	3·82	1912,		91·2	94·1	0·46	2·97	7·91	3·82
	CONNAUGHT.	1902,	90·6	92·1	1·61	6·00	8·74	5·76		IRELAND.	1902,	88·5	90·6	1·47	6·14
1903,		90·7	92·4	2·02	6·96	8·28	5·26	1903,	88·9		90·9	1·57	6·50	8·51	4·18
1904,		91·2	93·5	1·63	6·49	8·13	5·22	1904,	89·6		92·0	1·49	6·32	8·72	4·21
1905,		91·5	94·0	1·77	6·54	7·98	5·58	1905,	90·0		92·4	1·39	5·93	9·07	4·32
1906,		92·2	94·3	1·71	5·32	7·50	4·68	1906,	91·4		93·8	1·37	4·84	8·42	4·07
1907,		93·2	94·3	1·81	5·52	7·19	4·59	1907,	92·0		94·0	1·44	5·22	8·37	3·97
1908,		92·7	95·1	1·98	7·13	7·42	4·79	1908,	92·0		94·5	1·66	6·38	8·58	4·03
1909,		94·7	96·0	2·24	7·80	7·61	4·40	1909,	93·5		95·0	1·67	6·84	8·07	3·89
1910,		94·2	95·9	1·94	7·05	7·16	4·81	1910,	93·5		95·3	1·51	6·28	7·92	3·93
1911,		95·1	96·5	1·67	5·37	6·87	3·22	1911,	93·9		96·0	1·23	5·31	8·06	3·32
1912,		95·6	96·9	2·23	7·06	7·39	4·49	1912,	94·3		96·2	1·75	6·38	8·23	4·07

The marriage rate in 1912 recorded for the province of Ulster, was 5·7 per 1,000 of the population, according to the Census of 1911. The rate in Leinster was also 5·7 per 1,000; in Munster it was 4·8 per 1,000, and in Connaught 4·2 per 1,000.

Taking the county, or county borough areas, the highest marriage rate was 7·9 per 1,000 of the population for the county borough of Dublin, and the lowest was 3·8 per 1,000 for the county of Clare. Between these extremes the highest rates were 7·7 for the county borough of Belfast, 5·9 for Cavan county and 5·6 each for Dublin county, Tipperary N.R., and Londonderry county and county borough; and the lowest were 4·0 each for the counties of Galway and Mayo, 4·1 for Queen's county, and 4·3 each for the counties of Donegal and Sligo.

BIRTHS.

The births registered during the year 1912 numbered 101,035—51,700 boys and 49,335 girls, or 104·8 of the former to every 100 of the latter—the ratio to the estimated population being 1 in 43·4, or 23·0 per 1,000, which is 0·3 below the average rate per 1,000 for the ten years, 1902-1911.

Of the 101,035 births registered in Ireland during the year 1912, 98,188, or 97·2 per cent., were legitimate, and 2,847, or 2·8 per cent. were illegitimate, the latter being 0·2 above the corresponding average percentage for the preceding ten years. These results bear favourable comparison with the returns for most other countries.

The male children born in wedlock amounted to 50,278, and the female to 47,910, or 104·9 of the former to every 100 of the latter; of the illegitimate children, 1,422 were males, and 1,425 females, being 99·8 boys to 100 girls.

From Table VII. it appears that of the children born in Ulster, 3·8 per cent. were illegitimate; in Leinster, the percentage was 2·9; in Munster, 2·3; and in Connaught, 0·7.

TABLE VII.—Showing the Percentage of **Legitimate** and of **Illegitimate** Births registered in Ireland during the years 1908-1912 by Provinces.

Provinces.	Proportion per cent. of Legitimate Births.					Proportion per cent. of Illegitimate Births.				
	1908.	1909.	1910.	1911.	1912.	1908.	1909.	1910.	1911.	1912.
IRELAND,	97·5	97·3	97·2	97·2	97·2	2·5	2·7	2·8	2·8	2·8
LEINSTER,	97·4	97·4	97·2	97·1	97·1	2·6	2·6	2·8	2·9	2·9
MUNSTER,	97·9	97·5	97·5	97·8	97·7	2·1	2·5	2·5	2·2	2·3
ULSTER,	96·6	96·4	96·3	96·3	96·2	3·4	3·6	3·7	3·7	3·8
CONNAUGHT,	99·3	99·3	99·3	99·3	99·3	0·7	0·7	0·7	0·7	0·7

The rates represented by the total births registered in the provinces during the year 1912 were—in Leinster, 23·2 per 1,000 of the population in 1911; in Munster, 22·4; in Ulster, 23·6; and in Connaught, 22·0.

The county or county borough areas which had the highest birth-rates, were—Dublin county borough, 31·2; Belfast county borough, 28·2; Limerick county and county borough, 24·2; Mayo county, 24·0; Kerry, 23·5; and Louth, 23·3. The counties having the lowest rates were—Dublin county, 17·3; Roscommon, 19·1; Wicklow, 19·3; Leitrim, 19·5; Clare, 19·9; and King's county, 19·9.

Of the total births, 52·4 per cent. were registered in the first six months of the year (182 days), and 47·6 per cent. in the second six months of the year (184 days).

In the first quarter of the year the total number of births registered was 26,405; in the second, 26,558; in the third, 24,513; and in the fourth, 23,559.

In the following table particulars are supplied concerning Multiple Births in Ireland for a period of 5 years.

MULTIPLE BIRTHS IN IRELAND IN EACH OF THE YEARS 1908-1912.

Year.	Total Births.	Twin Births.	Triplets.	Quadruplets.	Twin Births—per cent. of		
					Total Births.	Single Births.	Total Mothers.
1908	102,039	1,198	10	—	1·174	1·203	1·188
1909	102,759	1,201	17	—	1·169	1·197	1·183
1910	101,963	1,128	13	—	1·106	1·132	1·119
1911	101,758	1,266	10	—	1·244	1·276	1·260
1912	101,035	1,262	6	—	1·249	1·281	1·265

It appears from the above that during the year 1912, there were registered 1,262 twin births, and 6 triplets; and that the twin-births were 1·249 per cent. of the total births, 1·281 per cent. of the single births, and 1·265 per cent. of the total mothers.

DEATHS.

During the year 1912 there were 72,187 deaths registered in Ireland, equivalent to 1 in 60·8, or 16·46 per 1,000 of the population estimated to the middle of the year. The deaths of males amounted to 35,986, and those of females to 36,201, the rate for males being 16·44 per 1,000, and for females 16·49 per 1,000.

The death-rate (16·46) is 0·07 under that for the year 1911, and 0·83 under the average rate for the ten years, 1902-1911.

As in previous years, many of the Registrars have supplied useful notes in their Quarterly Returns relating to the sanitary condition of their respective districts. These notes were published in the Quarterly Reports issued from this Department, and it is desirable that they should receive the careful attention of the various Local Authorities entrusted with the administration of the Public Health Acts.

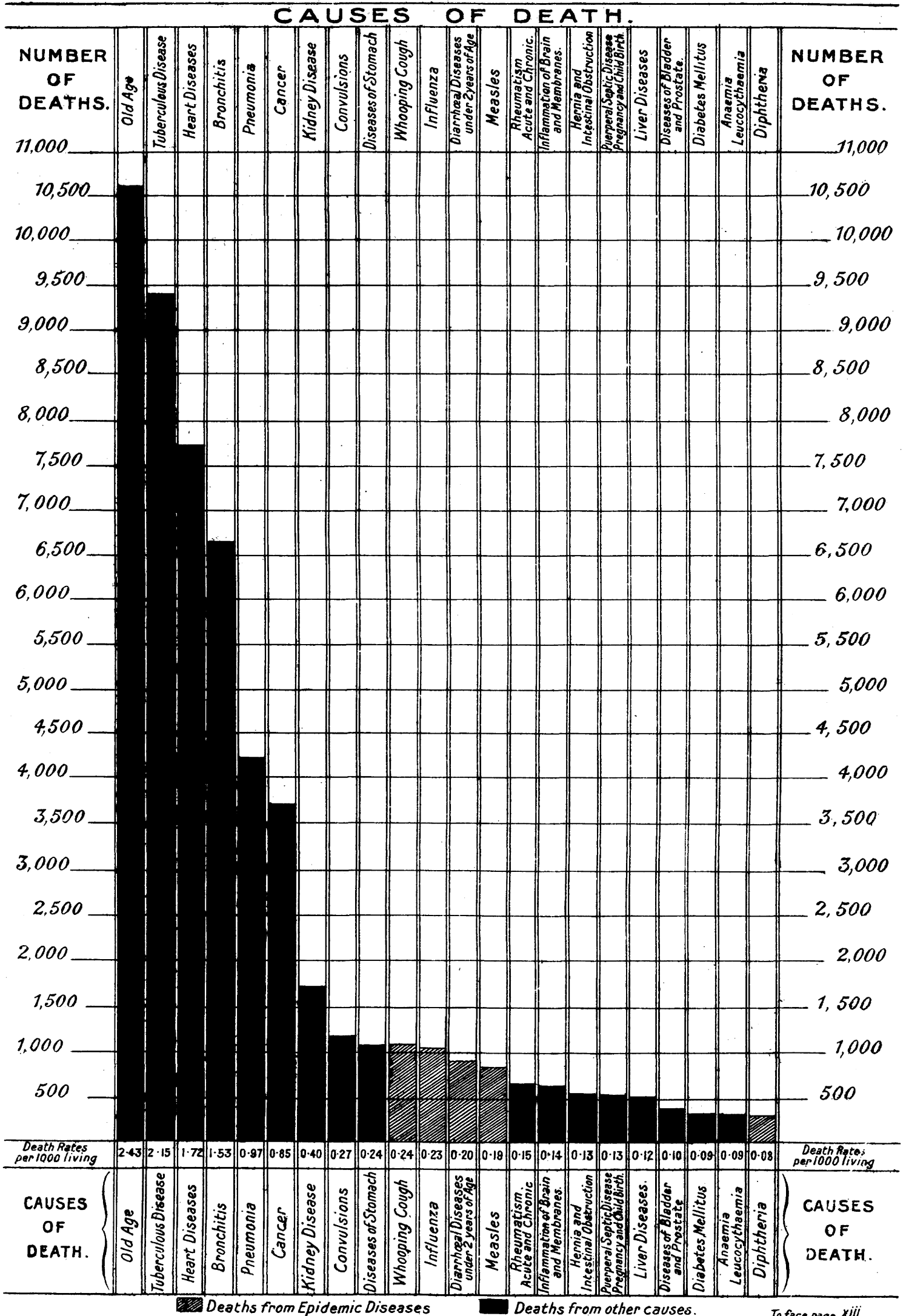
The recorded death-rates for the four provinces are as follows:—Connaught, 13·8; Munster, 15·3; Ulster, 17·0; and Leinster, 18·0 per 1,000 of the population, according to the Census of 1911.

The counties having the lowest mortality rates per 1,000 of the population are:—Kerry county, 12·2; Mayo county, 13·5; Galway and Leitrim counties, each 13·7; Clare, 13·8; and Cavan, 14·2.

The highest rates for the counties are as follows:—18·7 for Armagh county; 18·1 for Monaghan county; 17·9 for Limerick county and county borough; and 17·6 each for Kilkenny and Tyrone counties.

As observed in previous reports, the deaths registered in the first half of the year generally out-number those registered in the second half, the deaths registered in the six months of 1912, January to June inclusive, constituting 55·3 per cent. of the total for the year, and those in the remaining six months 44·7 per cent.

DIAGRAM No. 2.—Mortality from Twenty-two of the Principal Causes of Death in Ireland, in the year 1912.



To face page XIII.

The annual rates represented by the deaths registered in each quarter are as follows:—19·5 per 1,000 of the population for the first quarter; 16·9 for the second; 13·6 for the third; and 15·9 for the fourth. The rate for the first quarter is 0·7 below, the second 1·3 below, the third 0·8 below, and the fourth 0·5 below the average rate for the corresponding quarters in the ten years, 1902-1911.

As will be observed from the table on pp. 140-141, of the 72,187 deaths registered during the year, 3,866 took place in *Infirmaries and General and Special Hospitals*; 1,480 in *Public Lunatic Asylums*; 9,977 in *Workhouses and Workhouse Hospitals*; and 56,864 were of persons who died "At their Own Homes, &c."

Of the total deaths registered in Ireland, 5·4 per cent. occurred in "Infirmaries and General and Special Hospitals" the percentages for the four provinces varying from 0·6 in Connaught to 11·4 in Leinster. Deaths which took place in the *Workhouses or Workhouse Hospitals*, constituted 13·8 per cent. of the total deaths, the respective percentages of these deaths for the provinces being—Leinster, 16·0; Munster, 19·1; Ulster, 10·1; and Connaught, 10·3.

TABLE VIII.—Showing by QUARTERLY PERIODS, the number of BIRTHS and DEATHS registered in Ireland in each of the eleven years, 1902-1912, and the average number for the ten years, 1902-1911.

YEARS.	BIRTHS.					DEATHS.				
	Quarter ending the last day of				Total.	Quarter ending the last day of				Total.
	March.	June.	Sept.	Dec.		March.	June.	Sept.	Dec.	
1902,	25,838	26,604	25,173	24,248	101,863	21,647	20,492	16,157	19,380	77,676
1903,	25,763	26,634	25,017	24,417	101,831	23,040	20,263	15,835	18,220	77,358
1904,	26,721	26,916	25,668	24,506	103,811	24,344	20,740	16,296	18,133	79,513
1905,	25,726	26,843	25,912	24,351	102,832	21,843	19,606	15,897	17,725	75,071
1906,	26,456	27,086	25,440	24,554	103,536	20,696	19,708	15,798	18,225	74,427
1907,	26,122	26,624	24,930	24,066	101,742	23,362	20,341	15,530	18,101	77,334
1908,	26,193	26,552	25,490	23,804	102,039	23,367	19,983	16,222	17,319	76,891
1909,	25,774	26,930	25,361	24,694	102,759	21,975	19,776	15,204	18,018	74,973
1910,	25,700	27,064	25,250	23,949	101,963	21,226	20,518	15,465	17,685	74,894
1911,	25,773	26,714	25,431	23,840	101,758	20,805	18,675	15,990	17,005	72,475
Average for ten years, 1902-1911.	26,006	26,797	25,367	24,243	102,413	22,231	20,010	15,839	17,981	76,061
1912,	26,405	26,558	24,513	23,559	101,035	21,328	18,566	14,921	17,382	72,187
Equivalent annual rate per 1,000 living:—										
Average, 1902-1911,	23·6	24·4	23·1	22·0	23·3	20·2	18·2	14·4	16·4	17·3
1912,	24·1	24·2	22·4	21·5	23·0	19·5	16·9	13·6	15·9	16·5

CAUSES OF DEATH.

As in the Report for the preceding year the causes of death have been arranged in conformity with the International Nomenclature of Diseases and causes of death.

STATEMENT showing the number of deaths from the undermentioned causes registered in Ireland during each of the years 1911 and 1912, with the annual average number for the ten years, 1902-1911.

CAUSES.	NUMBER OF DEATHS REGISTERED.			CAUSES.	NUMBER OF DEATHS REGISTERED.		
	Years.		Average 10 years, 1902-1911.		Years.		Average 10 years, 1902-1911.
	1912.	1911.			1912.	1911.	
Enteric Fever,	232	356	409	Tuberculous Disease, ..	9,437	9,623	11,355
Typhus,	34	37	63	Cancer,	3,734	3,582	3,314
Small-pox,	-	-	6	Cerebro-spinal Fever, ..	23	21	99
Measles,	813	431	665	Pneumonia,	4,233	3,905	3,888
Scarlet Fever,	308	293	169	Bronchitis,	6,696	6,516	7,612
Whooping-cough,	1,045	815	1,017	Diarrhoea and Enteritis under 2 years of Age.	897	2,166	1,323
Diphtheria,	351	381	354	Puerperal Septic Diseases, ..	215	186	208
Influenza,	1,025	992	1,334	Accidents of Pregnancy and Childbirth.	334	328	354

From the above statement it appears that there were decreases of 124 deaths from enteric fever, 3 from typhus, 30 from diphtheria, 186 from all forms of tuberculosis, 1,269 from diarrhoeal diseases in the year 1912 when compared with the mortality in 1911. On the other side, there were increases as follows:—from measles 382 deaths, from scarlet fever 15 deaths, from whooping-cough 230 deaths, from influenza 33 deaths, from cancer 152 deaths, from cerebro-spinal fever 2 deaths, from pneumonia 328 deaths, from bronchitis 180 deaths, from puerperal septic diseases 29 deaths, and from conditions associated with pregnancy and childbirth 6 deaths.

The following diagrams and map have been prepared to illustrate the leading features of Irish mortality during the year 1912.

- DIAGRAM NO. 1.—Showing the respective rates per 1,000 of the population represented by the Marriages, Births, and Deaths registered in Ireland in each of the twenty years, 1893-1912, and by the number of Emigrants enumerated in the same years, Facing Page v.
- “ “ 2.—Showing the comparative Mortality from twenty-two of the principal causes of Death in Ireland in 1912, „ xiii.
- “ “ 3.—Showing the death-rates from Scarlet Fever in Ireland, as compared with England and Scotland, during each of the forty-nine years, 1864-1912, . „ xxi.
- “ “ 4.—Showing the death-rate from Tuberculosis in Ireland, as compared with England and Scotland, during each of the forty-nine years, 1864-1912, . „ xxiii.
- “ “ 5.—Showing the proportion of deaths of males and females registered in Ireland from Tuberculous Disease at each age-period per 1,000 living at those ages in 1912, „ xxviii.
- MAP.—Showing the Infant Mortality in Ireland, by Counties, for the year 1912. „ xxxix.

Enteric Fever.—The deaths from enteric fever numbered 232, representing an annual rate of 0·05 per 1,000 of the population of the whole of Ireland estimated to the middle of the year 1912, the average rate for the 10 years 1902–1911, being 0·09 per 1,000. Of the total deaths 110 were of males and 122 were of females. In the abstracts, commencing on page 140, it will be seen that 46 deaths from enteric fever were registered in Dublin county borough; 10 in Dublin county; and 14 in the union of Cork.

TABLE XI.—Showing, for the year 1912, the number of deaths from the several forms of **Fever** at each Age-Period, with the proportion to the number of the living at each Age represented thereby.

AGE-PERIODS.	DEATHS FROM FEVER.												No. of Deaths to 100,000 of the Living at same age.
	TYPHUS.			ENTERIC or TYPHOID.			<i>Pyreæia</i> (Origin uncertain).			TOTAL.			
	M.	F.	Total.	M.	F.	Total.	M.	F.	Total.	M.	F.	Total.	
Under 5 years old, ..	-	-	-	2	3	5	1	-	1	3	3	6	1·38
5 and under 10 ..	-	1	1	3	8	11	1	1	2	4	10	14	3·20
10 .. 15 ..	-	1	1	7	9	16	1	-	1	8	10	18	4·22
15 .. 20 ..	2	1	3	19	21	40	2	2	4	23	24	47	11·12
20 .. 25 ..	1	1	2	16	17	33	-	-	-	17	18	35	9·32
25 .. 35 ..	4	3	7	25	31	56	-	-	-	29	34	63	9·92
35 .. 45 ..	1	5	6	17	17	34	1	-	1	19	22	41	7·65
45 .. 55 ..	1	1	2	11	12	23	-	-	-	12	13	25	6·35
55 .. 65 ..	4	3	7	7	3	10	-	-	-	11	6	17	6·03
65 .. 75 ..	5	-	5	2	1	3	2	-	2	9	1	10	3·19
75 and upwards ..	-	-	-	1	-	1	-	-	-	1	-	1	0·79
Total, ..	18	16	34	110	122	232	8	3	11	136	141	277	6·32

Typhus.—As seen on page xiv, deaths from typhus which numbered 37 in 1911, were 34 in 1912, (being the lowest number recorded for Ireland), with an average of 63 for the 10 years preceding; of the deaths in 1912, 18 were of males and 16 of females. There were 4 deaths registered in Cootehill union, 5 in Listowel, 3 in Galway, 2 each in South Dublin, Middleton, and Tuam, and one death in each of the following unions:—Athlone, Ballina, Ballymahon, Belfast, Borrisokane, Castlereagh, Cavan, Kilkenny, Killala, Macroom, Monaghan, Mount Bellew, New Ross, Oughterard, Sligo and Waterford.

The following TABLE (IX.) shows (1) the Number of Deaths from All Causes; from some during each of the eleven years, 1902-1912, with the Average Annual Number for the represented by the number of deaths from these causes, and the percentage of

NOTE.—In this Table the figures for the years 1902-10

YEAR.	Total Number of Deaths.	CAUSES OF DEATH.																
		Enteric Fever.	Typhus.	Small-pox.	Measles.	Scarlet Fever.	Whooping-cough.	Diphtheria.	Influenza.	Dysentery.	Pulmonary Tuberculosis.	Tuberculous Meningitis.	Tuberculosis of Peritoneum and Intestines.	Other Forms of Tuberculosis.	Carcinoma, Sarcoma, Cancer (Malignant Disease.)	Diabetes.	Meningitis and Encephalitis.	
(1.) NUMBER																		
1902, ..	77,676	613	83	1	1,076	186	1,002	421	1,258	53	9,400	647	615	1,175	2,861	288	894	
1903, ..	77,358	480	77	40	686	210	1,062	375	1,553	42	9,559	748	529	1,344	3,048	307	882	
1904, ..	79,513	466	53	16	522	204	1,551	317	1,184	35	9,833	740	513	1,608	3,055	359	822	
1905, ..	75,071	502	68	5	809	170	581	305	1,219	42	9,216	710	437	1,519	3,291	308	838	
1906, ..	74,427	394	86	-	388	149	929	349	978	41	8,933	797	466	1,560	3,481	340	736	
1907, ..	77,334	362	56	1	584	99	809	283	1,720	27	8,828	866	441	1,544	3,338	316	699	
1908, ..	76,891	338	59	-	858	72	945	372	1,798	32	8,511	826	481	1,475	3,314	357	760	
1909, ..	74,973	305	43	-	443	129	1,175	395	1,303	18	8,051	728	401	1,414	3,502	331	719	
1910, ..	74,894	278	63	-	853	173	1,297	342	1,332	19	7,527	701	386	1,402	3,664	381	692	
1911, ..	72,475	356	37	-	431	293	815	381	992	15	7,584	660	551	828	3,582	396	638	
Average— ten years 1902-1911,	76,061	409	63	6	665	169	1,017	354	1,334	32	8,744	742	482	1,387	3,314	338	768	
1912, ..	72,187	232	34	-	813	308	1,045	351	1,025	25	7,452	637	487	861	3,734	393	631	
(2.) RATES PER 100,000 OF																		
1902, ..	1751.6	13.8	1.9	0.0	24.3	4.2	22.6	9.5	28.4	1.2	212.0	14.6	13.9	26.5	64.5	6.5	20.2	
1903, ..	1751.1	10.9	1.7	0.9	15.5	4.8	24.0	8.5	35.2	0.9	216.4	16.9	12.0	30.4	69.0	6.9	20.0	
1904, ..	1803.8	10.6	1.2	0.4	11.8	4.6	35.2	7.2	26.9	0.8	223.1	16.8	11.6	36.5	69.3	8.1	18.6	
1905, ..	1706.4	11.4	1.5	0.1	18.4	3.9	13.2	6.9	27.7	1.0	209.5	16.1	9.9	34.5	74.8	7.0	19.0	
1906, ..	1692.5	9.0	2.0	-	8.8	3.4	21.1	7.9	22.2	0.9	203.2	18.1	10.6	35.5	79.2	7.7	16.7	
1907, ..	1762.2	8.2	1.3	0.0	13.3	2.2	18.4	6.4	39.2	0.6	201.2	19.7	10.0	35.2	76.1	7.2	15.9	
1908, ..	1753.6	7.7	1.3	-	19.6	1.6	21.6	8.5	41.0	0.7	194.1	18.8	11.0	33.6	75.6	8.1	17.3	
1909, ..	1709.1	6.9	1.0	-	10.1	2.9	26.8	9.0	29.7	0.4	183.5	16.6	9.1	32.2	79.8	7.5	16.4	
1910, ..	1707.8	6.3	1.4	-	19.5	3.9	29.5	7.8	30.4	0.4	171.6	16.0	8.8	32.0	83.5	8.7	15.8	
1911, ..	1653.3	8.1	0.8	-	9.8	6.7	18.6	8.7	22.6	0.3	173.0	15.1	12.6	18.9	81.7	9.0	14.6	
Average— ten years 1902-1911,	1729.1	9.3	1.4	0.1	15.1	3.8	23.1	8.0	30.3	0.7	198.8	16.9	11.0	31.5	75.4	7.7	17.5	
1912, ..	1646.3	5.3	0.8	-	13.5	7.0	23.8	8.0	23.4	0.6	170.0	14.5	11.1	19.6	85.2	9.0	14.4	

of the Principal Causes, and the number of Uncertified Deaths registered in Ireland ten years, 1902-1911 ; (2) the respective Rates per 100,000 of the estimated Population Uncertified Deaths to Deaths from All Causes.

are, as far as practicable, comparable with the International List of Causes of Death.

CAUSES OF DEATH.														Uncertified Deaths.	YEAR.
Heart Disease.	Bronchitis.	Pneumonia (all forms).	Diseases of Stomach.	Diarrhoea and Enteritis under 2 years of age.	Diseases of Liver.	Diseases of Kidney.	Puerperal Septic Diseases.	Accidents of Pregnancy and Childbirth.	Other Causes.	VIOLENT DEATHS.					
										Accidental.	Homicidal.	Suicidal.	Execution.		

OF DEATHS.

7,701	8,298	3,606	1,131	985	831	1,354	220	415	30,777	1,597	40	145	3	21,461	1902
8,132	7,810	3,496	1,165	957	788	1,356	233	340	30,307	1,639	47	144	2	21,873	1903
8,272	8,052	3,755	1,208	1,271	701	1,434	216	367	31,079	1,675	51	150	4	22,481	1904
8,170	7,462	3,624	1,216	1,348	682	1,384	227	346	28,804	1,588	42	157	1	20,104	1905
8,321	7,176	3,796	1,189	1,667	694	1,480	234	373	27,995	1,685	43	147	-	18,129	1906
9,157	7,845	4,102	1,163	1,131	665	1,521	163	342	29,395	1,690	39	148	-	19,256	1907
9,020	7,873	4,116	1,341	1,309	691	1,550	189	341	28,347	1,720	48	147	1	19,229	1908
9,052	7,635	4,310	1,253	1,155	645	1,595	222	339	27,952	1,663	48	146	1	18,208	1909
9,194	7,455	4,169	1,122	1,239	585	1,598	191	351	28,001	1,670	51	157	1	18,200	1910
7,536	6,516	3,905	1,218	2,166	532	1,628	186	328	28,962	1,746	43	149	1	16,372	1911
8,456	7,612	3,888	1,201	1,323	681	1,490	203	354	29,162	1,667	45	149	1	19,531	Average 1902-1911.
7,743	6,696	4,233	1,050	897	510	1,738	215	334	28,957	1,583	38	165	-	16,306	1912

THE ESTIMATED POPULATION.

173.6	187.1	81.3	25.5	22.2	18.7	30.5	5.0	9.3	694.0	36.0	0.9	3.3	0.1	* 27.6	1902
184.1	176.8	79.1	26.4	21.7	17.8	30.7	5.3	7.7	686.0	37.1	1.1	3.3	0.0	28.3	1903
187.7	182.7	85.2	27.4	28.8	15.9	32.5	4.9	8.3	705.0	38.0	1.2	3.4	0.1	28.3	1904
185.7	169.6	82.4	27.6	30.6	15.5	31.5	5.2	7.9	654.8	36.1	1.0	3.6	0.0	26.8	1905
189.2	163.2	86.3	27.0	37.9	15.8	33.7	5.3	8.5	636.6	38.3	1.0	3.4	-	24.4	1906
208.7	178.8	93.5	26.5	25.8	15.2	34.7	3.7	7.8	669.9	38.5	0.9	3.4	-	24.9	1907
205.7	179.6	93.9	30.6	29.9	15.8	35.4	4.3	7.8	646.5	39.2	1.1	3.3	0.0	25.0	1908
206.3	174.5	98.2	28.5	26.3	14.7	36.4	5.0	7.7	637.2	37.9	1.1	3.3	0.0	24.3	1909
209.7	170.0	95.1	25.6	28.3	13.3	36.4	4.4	8.0	638.5	38.1	1.2	3.6	0.0	24.3	1910
171.9	148.7	80.1	27.8	40.4	12.1	37.1	4.3	7.5	660.7	39.8	1.0	3.4	0.0	22.6	1911
192.3	173.1	88.4	27.3	30.1	15.5	33.9	4.7	8.0	662.9	37.9	1.0	3.4	0.0	25.7	Average 1902-1911.
176.6	152.7	96.5	23.9	20.5	11.6	39.6	4.9	7.6	660.4	36.1	0.9	3.8	-	22.6	1912

* Per cent. of Total Deaths.

TABLE X.—Showing the Number of Deaths from All Causes, and from each of Certain Febrile or Epidemic Diseases registered in the several Provinces of Ireland during each of the ten years, 1903–1912; with the Rates per 100,000 of the Population.

LOCALITIES, YEARS, &c.		DEATHS FROM								
		ALL CAUSES.	Enteric Fever.	Typhus.	Small-pox.	Measles.	Scarlet Fever.	Whooping Cough.	Diphtheria.	Influenza.
LEINSTER,	1903,	22,337	160	9	39	134	111	239	115	377
	1904,	22,794	127	8	—	223	77	431	97	296
	1905,	21,091	111	5	2	209	51	174	79	270
	1906,	21,316	82	10	—	107	27	193	85	229
	1907,	22,342	77	11	1	187	30	303	75	451
	1908,	21,992	101	13	—	213	28	248	85	554
	1909,	21,498	111	7	—	184	35	310	112	358
	1910,	21,336	76	15	—	40	66	233	123	383
	1911,	21,444	123	6	—	243	101	266	164	263
	1912,	20,946	80	6	—	411	102	246	148	245
MUNSTER,	1903,	17,304	87	25	1	137	32	293	72	246
	1904,	17,978	94	17	—	51	16	311	43	215
	1905,	17,001	100	31	—	100	10	144	65	218
	1906,	16,520	90	36	—	17	22	88	77	177
	1907,	16,717	79	19	—	84	16	194	56	284
	1908,	17,295	70	18	—	251	19	96	77	359
	1909,	16,725	82	15	—	91	52	275	91	151
	1910,	16,565	59	21	—	88	26	398	62	182
	1911,	15,996	82	15	—	42	44	113	58	150
	1912,	15,857	58	10	—	169	52	116	51	146
ULSTER,	1903,	28,648	206	16	—	325	51	408	148	636
	1904,	29,036	213	14	13	218	74	672	132	407
	1905,	28,129	253	9	3	457	86	185	120	532
	1906,	28,429	198	14	—	240	87	604	137	452
	1907,	29,524	161	8	—	284	50	253	121	744
	1908,	28,696	135	14	—	288	24	482	165	645
	1909,	27,672	67	5	—	75	38	450	147	632
	1910,	27,934	97	2	—	710	77	576	146	557
	1911,	26,498	107	6	—	129	111	354	135	456
	1912,	26,934	57	7	—	231	131	641	125	477
CONNAUGHT,	1903,	9,069	27	27	—	90	16	122	40	294
	1904,	9,705	32	14	3	30	37	137	45	266
	1905,	8,850	38	23	—	43	23	78	41	199
	1906,	8,162	24	26	—	24	13	44	50	120
	1907,	8,751	45	18	—	29	3	59	31	241
	1908,	8,908	32	14	—	106	1	119	45	240
	1909,	9,168	45	16	—	93	4	140	45	162
	1910,	9,059	46	25	—	15	4	92	17	200
	1911,	8,543	44	10	—	17	37	82	24	123
	1912,	8,450	37	11	—	12	23	42	27	157
LEINSTER,	1903,	1,937.6	13.9	0.8	3.4	11.6	9.6	20.7	10.0	32.7
	1904,	1,977.2	11.0	0.7	—	19.3	6.7	37.4	8.4	25.7
	1905,	1,829.5	9.6	0.4	0.2	18.1	4.4	15.1	6.9	23.4
	1906,	1,849.0	7.1	0.9	—	9.3	2.3	16.7	7.4	19.9
	1907,	1,938.0	6.7	1.0	0.1	16.2	2.6	26.3	6.5	39.1
	1908,	1,907.7	8.8	1.1	—	18.5	2.4	21.5	7.4	48.1
	1909,	1,857.0	9.6	0.6	—	16.0	3.0	26.9	9.7	31.1
	1910,	1,838.8	6.5	1.3	—	3.4	5.7	20.1	10.6	33.9
	1911,	1,848.1	10.6	0.5	—	20.9	8.7	22.9	14.1	22.7
	1912,	1,802.5	6.9	0.5	—	35.4	8.8	21.2	12.7	21.1
MUNSTER,	1903,	1,607.9	8.1	2.3	0.1	12.7	3.0	27.2	6.7	22.9
	1904,	1,670.5	8.7	1.6	—	4.7	1.5	28.9	4.0	20.0
	1905,	1,579.7	9.3	2.9	—	9.3	0.9	13.4	6.0	20.3
	1906,	1,535.0	8.4	3.3	—	1.6	2.0	8.2	7.2	16.4
	1907,	1,553.4	7.3	1.8	—	7.8	1.5	18.0	5.2	26.4
	1908,	1,607.1	6.5	1.7	—	23.3	1.8	8.9	7.2	33.4
	1909,	1,554.1	7.6	1.4	—	8.5	4.8	25.6	8.5	14.0
	1910,	1,693.4	5.7	2.0	—	8.5	2.5	38.3	6.0	17.6
	1911,	1,547.8	7.9	1.5	—	4.1	4.3	10.9	5.6	14.5
	1912,	1,531.3	5.6	1.0	—	16.3	5.0	11.2	4.9	14.1
ULSTER,	1903,	1,809.9	13.0	1.0	—	20.5	3.2	25.8	9.4	40.2
	1904,	1,834.4	13.5	0.9	0.8	13.8	4.7	42.5	8.3	25.7
	1905,	1,777.1	16.0	0.6	0.2	28.9	5.4	11.7	7.6	33.6
	1906,	1,796.1	12.5	0.9	—	15.2	5.5	38.2	8.7	28.6
	1907,	1,865.3	10.2	0.5	—	17.9	3.2	16.0	7.6	47.0
	1908,	1,813.0	8.5	0.9	—	18.2	1.5	30.5	10.4	40.7
	1909,	1,748.3	4.2	0.3	—	4.7	2.4	28.4	9.3	39.9
	1910,	1,769.6	6.1	0.1	—	45.0	4.9	36.5	8.9	35.3
	1911,	1,678.6	6.8	0.4	—	8.2	7.0	22.4	8.6	28.9
	1912,	1,702.9	3.6	0.4	—	14.0	3.3	40.5	7.9	30.2
CONNAUGHT,	1903,	1,401.8	4.2	4.2	—	13.9	2.5	18.9	6.2	45.4
	1904,	1,500.2	4.9	2.2	0.5	4.6	5.7	21.2	7.0	41.1
	1905,	1,368.0	5.9	3.6	—	6.6	3.6	12.1	6.3	30.8
	1906,	1,281.6	3.7	4.0	—	3.7	2.0	6.8	7.7	18.5
	1907,	1,352.7	7.0	2.8	—	4.5	0.5	9.1	4.8	37.3
	1908,	1,377.0	4.9	2.2	—	16.4	0.2	18.4	7.0	37.1
	1909,	1,417.2	7.0	2.5	—	14.4	0.6	21.6	7.0	25.0
	1910,	1,485.2	7.5	4.1	—	2.5	0.7	15.1	2.8	32.8
	1911,	1,400.6	7.2	1.6	—	2.8	6.1	13.4	3.9	20.2
	1912,	1,383.0	6.1	1.8	—	2.0	3.8	6.9	4.4	25.7

* The rates for the years 1903–1909 are based on the Census population of 1901; those for the remaining years on the population according to the Census of 1911.

The following table gives the deaths from typhus registered in Ireland since the year 1869.

TABLE showing the number of Deaths from Typhus registered in Ireland during each of the years 1869-1912.

YEAR.	No. of Deaths from Typhus.	YEAR.	No. of Deaths from Typhus.	YEAR.	No. of Deaths from Typhus.
1869, ...	891	1884, ...	628	1899, ...	117
1870, ...	745	1885, ...	505	1900, ...	128
1871, ...	873	1886, ...	394	1901, ...	92
1872, ...	702	1887, ...	405	1902, ...	83
1873, ...	691	1888, ...	362	1903, ...	77
1874, ...	756	1889, ...	359	1904, ...	53
1875, ...	694	1890, ...	391	1905, ...	68
1876, ...	619	1891, ...	266	1906, ...	86
1877, ...	724	1892, ...	268	1907, ...	56
1878, ...	749	1893, ...	227	1908, ...	59
1879, ...	753	1894, ...	233	1909, ...	43
1880, ...	934	1895, ...	192	1910, ...	63
1881, ...	859	1896, ...	129	1911, ...	37
1882, ...	744	1897, ...	121	1912, ...	34
1883, ...	810	1898, ...	223		

Small-pox.—There was no record of mortality from small-pox in Ireland during the year, nor did any report respecting the incidence of this disease reach the Registrar-General's Office.

DECLINE IN VACCINATION.

It is a matter of extreme importance to point out that since the year 1905, the successful vaccinations have declined from 82 per cent. of the births registered in that year, to 72.6 per cent. of the births registered in the year 1911.

There is only one possible protection against the infection of small-pox and that is by efficient vaccination, and calamity is bound to fall sooner or later upon an unvaccinated community.

Should a death from small-pox come under the notice of a Medical Practitioner he should try to obtain the following particulars:—

1. *If there is no evidence of vaccination.*
2. *If vaccinated in infancy only—number of scars.*
3. *If vaccination is performed only after infection by small-pox.*
4. *If stated to be vaccinated, but no scars visible.*
5. *If re-vaccinated, the date of re-vaccination, if possible.*

The following table gives the number of deaths from small-pox, and the number of primary vaccinations reported by the Registrars in their quarterly returns for each of the years 1882-1912.

Year.	Number of Deaths registered from Small-pox.	Number of successful Primary Vaccinations in each year.	Year.	Number of Deaths registered from Small-pox.	Number of successful Primary Vaccinations in each year.	Year.	Number of Deaths registered from Small-pox.	Number of successful Primary Vaccinations in each year.
1882	129	107,613	1893	1	88,695	1904	16	91,976
1883	16	106,961	1894	72	107,204	1905	5	89,394
1884	1	105,021	1895	146	92,227	1906	-	90,171
1885	4	102,680	1896	4	88,817	1907	1	89,207
1886	2	97,137	1897	3	89,732	1908	-	88,576
1887	14	96,866	1898	-	87,169	1909	-	86,799
1888	3	93,520	1899	1	84,937	1910	-	88,698
1889	-	92,621	1900	1	91,150	1911	-	84,011
1890	-	93,368	1901	2	88,520	1912	-	77,374
1891	7	92,267	1902	1	94,303			
1892	-	89,527	1903	40	95,955			

From this statement it appears that no death from small-pox has been recorded in Ireland during the 5 years ending with 1912.

The following table gives particulars regarding the Vaccination of the Children whose Births were registered in Ireland during each of the years 1904-1911, with their percentage to the total Births registered during each year :—

Years.	Successful Vaccinations (Form A, First Schedule).		Vaccinations Postponed (Form B, first Schedule).		Insusceptible of Vaccine Disease (Schedule D).				Died before Vaccination.		Unaccounted for, owing to removal from District or otherwise.		Defaulters who have not been granted an extension of time under Form B, First Schedule.		Total Births Registered.	
	Number.	Per-centage.	Number.	Per-centage.	Number.	Per-centage.	Number.	Per-centage.	Number.	Per-centage.	Number.	Per-centage.	Number.	Per-centage.	Number.	Per-centage.
1904	84,068	81·0	2,184	2·1	118	0·1	2	0·0	7,105	6·9	3,774	3·6	6,560	6·3	103,811	100·0
1905	84,326	82·0	2,505	2·4	90	0·1	.	.	6,624	6·5	3,625	3·5	5,662	5·5	102,832	100·0
1906	83,223	80·4	2,555	2·5	121	0·1	.	.	6,955	6·7	4,229	4·1	6,453	6·2	103,536	100·0
1907	81,841	80·4	2,360	2·3	88	0·1	.	.	6,656	6·6	3,567	3·5	7,230	7·1	101,742	100·0
1908	80,504	78·9	2,601	2·5	96	0·1	.	.	6,808	6·7	3,217	3·2	8,813	8·6	102,039	100·0
1909	80,455	78·3	2,715	2·6	118	0·1	.	.	6,651	6·5	3,884	3·8	8,936	8·7	102,759	100·0
1910	78,839	77·3	2,754	2·7	83	0·1	.	.	6,880	6·6	3,694	3·6	9,913	9·7	101,963	100·0
1911	73,856	72·6	2,990	2·9	151	0·2	.	.	6,434	6·3	4,518	4·4	13,809	13·6	101,758	100·0

This table shows that successful vaccinations, which were 81 per cent. of the births registered in 1904, rose to 82 per cent. for 1905, declined to 80·4 per cent. for each of the years, 1906 and 1907, to 78·9 per cent. for the year 1908, to 78·3 per cent. for the year 1909, further declined to 77·3 per cent. for the year 1910, and again for the year 1911 to 72·6 per cent.

During the year 1912 there was no report of death from vaccinia or from any other effect of vaccination.

Measles.—A reference to the annual report for the year 1910, page xix., will enable the reader to see the number of deaths from measles annually registered in Ireland for each of the years 1864-1910; here it may be seen that the greatest number of deaths in any single year was in 1878, when 2,212 deaths were registered, and the lowest number was in 1891, when 240 deaths were registered from this disease.

In the year 1912 the number of deaths from measles was 813, being above the average, 665, and the number registered in the year 1911, namely 431. Of the deaths, 813, which correspond to an annual rate of 0·19 per 1,000, there were 429 of males and 384 of females; 268 of the former and 216 of the latter figure were deaths of infants under two years of age. The areas which were principally involved in contributing to the mortality from measles in the year 1912 were the county of Dublin, in which 56 deaths were registered, the county borough of Dublin, in which 252 deaths were registered, the county of Limerick and county borough of Limerick in which 136 deaths were registered, and the county borough of Belfast, in which 197 deaths were registered.

Scarlet Fever.—In addition to the statistics of scarlet fever which will be found in the abstracts and in Table IX., a diagram (facing this page) is presented which shows the comparative mortality from this disease in Ireland, for the years 1864-1912 inclusive, as compared with England and Wales, and Scotland. From this it appears that the highest rate from scarlet fever recorded in England and Wales since the year 1864 was 14·5 per 10,000 in the year 1870, and the lowest was 0·5* per 10,000 in the years 1911 and 1912; in Scotland the highest rate was 18·6 in the year 1874 and the lowest was 0·5 in each of the years 1905, 1906, and 1907; in Ireland the highest rate was also in 1874, namely 7·6 per 10,000 and the lowest 0·2 per 10,000 in each of the years 1907 and 1908. In the year under notice the deaths numbered 308 and are equal to a rate of 0·7 per 10,000, the average rate for the preceding 10 years being 0·4 per 10,000. Of the total deaths 147 were of males and 161 were of females; of the former figure only 16, and of the latter 19, were of children under 2 years of age. Of the total deaths from scarlet fever registered, 15 were in the county of Dublin, 58 in the county borough of Dublin, 8 were in the union of Cork, 8 were in Galway, 8 were in Inishowen, 11 were in Lurgan, 8 were in Middleton, 8 were in Newry, and 8 were in Roscrea.

Whooping-cough.—During the period 1864-1912, the year in which the largest number of deaths occurred in Ireland was 1868, no less than 2,380 deaths being registered in that year. The lowest annual record was in the year 1905, when 581 deaths were registered. In the period under notice the number registered was 1,045, corresponding to an average rate of 0·24 per 1,000 as compared with 0·19 in the year 1911 and an average of 0·23 in the 10 years 1902-1911. Of the deaths, 471 were of males and 574 were of females; of the former figure 448 and of the latter 532 were children under 5 years of age. The deaths were registered in certain areas as follows:—in Dublin county borough, 83; in Belfast county borough, 285; in Armagh union, 15; in Ballycastle, 12; in Ballymena, 31; in Ballymoney, 23; in Clonakilty, 14; in Castleblayney, 10; in Clones, 10; in each of Coleraine and Cookstown, 12; in Cork, 16; in Dundalk, 11; in Dungannon, 24; in Limavady, 12; in Limerick, 33; in Lisburn, 13; in Lurgan, 22; in Monaghan, 25; in Naas, 17; in Newry, 35; in Rathdown, 11; and in Rathdrum, 25.

Diphtheria.—The number of deaths from diphtheria was 351; there were also 85 deaths from croup (which were the subject of special inquiry, but which remained under this ill-defined title). The deaths definitely assigned to diphtheria, 351, of males 181 and of females 170, are equivalent to a mortality rate of 0·08 per 1,000, the average rate for the 10 years preceding being also 0·08. Of the total deaths, 76 were of children under 2 years of age; 116 were of children between the ages of 2 years and 5 years, and 125 were between the ages of 5 years and 15 years. In the county borough of Dublin 84 deaths or nearly 25 per cent. of the total were registered; 12 in Cork union; 9 in Dundalk; 8 in Galway; 13 in Larne; 8 in Rathdown, and 7 in Tipperary.

Influenza.—No less than 1,025 deaths of persons were attributed to influenza; this figure represents an annual rate of mortality of 0·23 per 1,000, the average rate for the past 10 years being 0·30 per 1,000. Of the above total, 471 were deaths of males, and 554 were deaths of females. In Table 12, page xxii, it may be seen that the deaths of persons in advanced life were much more numerous than in the earlier periods, as of 471 males who succumbed, 286 were over 55 years of age, and of 554 females, 397 were over 55 years of age. It may also be seen in this table that the highest county mortality rate in the province of Leinster was in Kilkenny, namely, 4·3 per 10,000, and the lowest, in Louth, was 0·9 per 10,000; in Munster the highest was 3·2, in Tipperary, N.R., and the lowest, 0·3 (the lowest in Ireland) was in the county of Kerry; in Ulster the highest was 5·3 in the county of Tyrone (the highest in Ireland) and the lowest for that province was 1·3 in Belfast county borough; and in Connaught the highest rate was in Leitrim (4·6), and the lowest in Roscommon, (1·5).

* Unrevised figure for 1912.

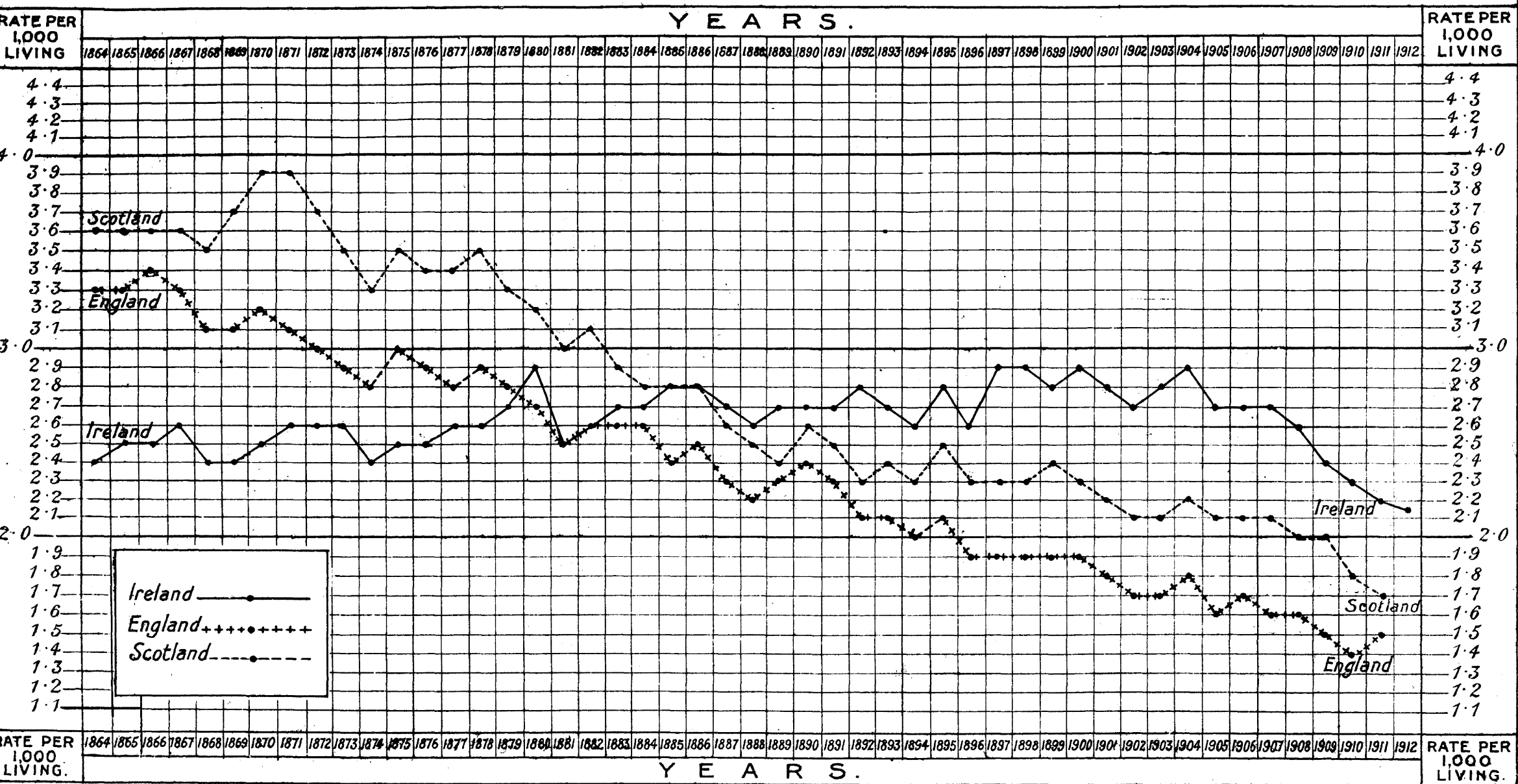
TABLE XII.—Showing, by Provinces, Counties, &c., the number of Deaths registered in Ireland from Influenza at each of five Age-Periods during the year 1912, with the rate per 10,000 of the population* represented by the deaths at all ages.

PROVINCES, COUNTIES, &c.	Population in 1911.	Number of Deaths from Influenza.						Total.	Rate per 10,000 of Popula- tion.*
		Age-Periods.							
		Under 19 Years.	10 and under 20	20 and under 35	35 and under 55	55 and Upwards.			
LEINSTER PROVINCE:									
Carlow County, ..	Males, 18,481	-	-	-	1	2	3	1.1	
	Females, 17,771	-	-	-	-	1	1		
Dublin	Males, 78,708	2	1	-	3	7	13	1.7	
	Females, 93,686	1	1	-	1	14	17		
Dublin County Borough, ..	Males, 147,656	2	1	-	6	12	21	1.7	
	Females, 157,146	-	-	3	7	21	31		
Kildare County, ..	Males, 37,684	2	-	-	-	3	5	1.2	
	Females, 28,943	-	-	-	-	3	3		
Kilkenny,	Males, 38,551	2	1	1	2	8	14	4.3	
	Females, 36,411	2	1	1	1	13	18		
King's	Males, 29,804	-	3	-	2	8	13	3.3	
	Females, 27,028	2	-	-	-	4	6		
Longford	Males, 22,656	-	-	-	-	3	3	2.5	
	Females, 21,164	-	2	-	1	5	8		
Louth	Males, 32,191	-	-	-	2	1	3	0.9	
	Females, 31,474	-	-	1	-	2	3		
Meath	Males, 33,934	-	-	-	1	4	5	2.0	
	Females, 31,157	-	-	-	2	6	8		
Queen's	Males, 28,711	-	-	-	1	5	6	3.3	
	Females, 25,918	-	-	2	-	10	12		
Westmeath,	Males, 31,910	-	-	-	-	3	3	1.5	
	Females, 28,076	-	-	-	-	6	6		
Wexford,	Males, 51,568	1	-	1	3	6	11	1.9	
	Females, 50,705	-	-	1	1	6	9		
Wicklow,	Males, 31,113	2	-	1	1	6	9	4.0	
	Females, 29,598	-	-	1	2	12	15		
Total,	Males, 582,967	11	6	2	22	68	109	2.1	
	Females, 579,077	5	4	9	15	103	136		
MUNSTER PROVINCE:									
Clare County,	Males, 53,877	1	-	-	3	3	7	1.3	
	Females, 50,355	-	-	2	2	3	7		
Cork County and Co. Borough,	Males, 197,516	3	1	4	4	12	24	1.4	
	Females, 194,588	3	1	5	2	19	30		
Kerry County,	Males, 81,474	-	1	-	-	2	3	0.3	
	Females, 78,217	-	-	-	-	1	1		
Limerick Co. and Co. Borough,	Males, 72,229	-	-	2	2	9	15	1.9	
	Females, 70,840	2	1	-	1	8	12		
Tipperary, North Riding, ..	Males, 32,341	1	1	4	1	3	10	3.2	
	Females, 30,540	2	-	2	1	5	10		
Tipperary, South Riding, ..	Males, 46,243	2	-	-	-	5	7	1.9	
	Females, 43,309	-	-	-	-	10	10		
Waterford Co. and Co. Borough	Males, 42,450	-	-	-	2	1	3	1.2	
	Females, 41,516	2	-	-	2	3	7		
Total,	Males, 526,130	9	3	10	12	35	69	1.4	
	Females, 509,365	9	2	9	8	49	77		
ULSTER PROVINCE:									
Antrim County,	Males, 93,651	5	2	4	-	13	24	2.4	
	Females, 100,213	3	2	-	3	15	23		
Armagh	Males, 58,578	2	-	1	5	13	21	4.1	
	Females, 61,713	1	-	-	3	24	28		
Belfast Co. Borough,	Males, 181,268	5	2	1	1	9	18	1.3	
	Females, 205,679	6	2	1	8	17	34		
Cavan County,	Males, 47,743	-	-	-	1	4	5	2.1	
	Females, 43,430	-	1	-	-	13	14		
Donegal	Males, 84,627	4	-	-	8	20	32	3.4	
	Females, 83,910	1	1	3	4	16	25		
Down	Males, 97,951	2	1	1	7	23	34	3.9	
	Females, 106,352	3	1	3	2	36	45		
Fermanagh	Males, 31,690	-	1	1	-	8	10	3.2	
	Females, 30,146	-	-	-	-	10	10		
Londonderry County and Co. Borough.	Males, 67,663	5	1	2	2	19	29	4.3	
	Females, 72,962	5	3	1	1	21	31		
Monaghan County,	Males, 35,958	1	-	-	1	8	10	2.7	
	Females, 35,502	-	-	-	-	9	9		
Tyrone	Males, 71,738	2	2	2	6	25	37	5.3	
	Females, 70,927	2	-	1	1	29	38		
Total,	Males, 770,862	26	9	12	31	142	220	3.0	
	Females, 810,834	21	10	9	27	190	257		
CONNAUGHT PROVINCE:									
Galway County,	Males, 94,403	4	1	3	4	9	21	2.5	
	Females, 87,821	4	2	4	1	13	24		
Leitrim	Males, 32,759	3	-	2	1	9	15	4.6	
	Females, 30,823	2	-	1	3	8	14		
Mayo	Males, 96,345	6	2	1	1	10	20	1.9	
	Females, 95,832	1	-	1	1	13	16		
Roscommon	Males, 48,522	-	-	-	-	3	3	1.5	
	Females, 45,434	1	-	2	-	8	11		
Sligo	Males, 40,060	1	-	1	2	10	14	4.2	
	Females, 38,985	2	-	1	3	13	19		
Total,	Males, 312,089	14	3	7	8	41	73	2.6	
	Females, 298,895	10	2	9	8	55	84		
TOTAL OF IRELAND, ..	Males, 2,192,048	60	21	31	73	286	471	2.3	
	Females, 2,198,171	45	18	36	58	397	554		

* See note (*) on page vii.

TUBERCULOSIS.

DIAGRAM No. 4.—Showing the Death-rate in Ireland, as compared with England and Scotland, during each of the forty-nine years 1864-1912.



Diarrhœa and Enteritis, under 2 years.—Further reference will be made to the mortality of infants from the diarrhœal group of diseases. The deaths of children under 2 years of age, from these causes, numbered 897, as compared with 2,166 in the year preceding, and an average of 1,323 for the 10 years ending with 1911, the rates corresponding to the latter figures being 0·21, 0·49, and 0·30 respectively. Of the 897 deaths, 209 were in Dublin county borough, 184 were in Belfast county borough, 33 were in Cork union, 13 were in Limerick union, 15 in Londonderry, and 33 in Waterford. Of the total, 487 belonged to the principal urban centres of the country.

Pneumonia.—Altogether the number of deaths assigned to pneumonia was 4,233 ; this figure is above the average by 345 and the number in the year preceding by 328, and is equal to an annual rate of mortality of 0·97 per 1,000. Of the total deaths, 1,678 were from broncho-pneumonia, 305 were from lobar-pneumonia, and 2,250 were attributed to pneumonia (type not distinguished). Of the deaths from pneumonia, 2,461 were of males and 1,772 were of females. In diagram 2, opposite page xiii, it may be seen that, as one of the principal causes of death in Ireland, pneumonia, as in the preceding year, occupied the 5th highest place, between bronchitis which was in the fourth place and cancer which was in the sixth place.

Erysipelas.—There were 67 deaths from erysipelas, of males 29 and of females 38 ; pyæmia caused 18 deaths, of males 13 and of females 5 ; of 104 deaths from septicæmia, 40 were of females of whom 19 were between the ages of 15—55 years. Further information regarding the cause of septicæmia was not forthcoming.

Rabies, Hydrophobia.—There was no record of mortality from rabies in Ireland during the year 1912 ; in the year 1898, 4 such deaths were registered, but in the intervening years there has been no fatality.

There were 2 deaths attributed to anthrax, 34 to tetanus, 2 to mycosis, and one to beri-beri.

Other Epidemic Diseases.—This title includes 7 deaths from mumps, 3 deaths from German measles, and 5 deaths from varicella.

TUBERCULOSIS.

In the aggregate the deaths from tuberculosis numbered 9,437, or less by 186 than the number registered in the year 1911 ; the total is equivalent to 2·15 per 1,000 of the population of Ireland estimated to the middle of the year 1912, as against 2·20 per 1,000 in 1911.

From the year 1904, when the death rate from tuberculosis was 2·9 per 1,000, the rate has fallen steadily ; it declined to 2·7 in each of the years 1905, 1906, and 1907 ; to 2·6 in 1908 ; to 2·4 in 1909 ; to 2·3 in 1910, and, as already mentioned, from 2·20 in 1911 to 2·15 per 1,000 in 1912, the period now under notice.

[TABLE

Table showing, by sexes, the number of deaths from tuberculous disease registered in each province during the years 1911 and 1912.

	PROVINCE.		1911.	1912.	Decrease.	Increase.
	MALES.	Leinster,	1,564	1,516	48
Munster,	1,124	1,139	—	15
Ulster,	1,552	1,535	17	—
Connaught,...		...	491	492	—	1
Total, ...			4,731	4,682	49	—
FEMALES.	PROVINCE.		1911.	1912.	Decrease.	Increase.
	Leinster,	1,467	1,449	18	—
	Munster,	1,070	1,065	5	—
	Ulster,	1,884	1,808	76	—
	Connaught,...	...	471	433	38	—
Total, ...		4,892	4,755	137	—	
MALES AND FEMALES.	PROVINCE.		1911.	1912.	Decrease.	Increase.
	Leinster,	3,031	2,965	66	—
	Munster,	2,194	2,204	—	10
	Ulster,	3,436	3,343	93	—
	Connaught,...	...	962	925	37	—
Total, ...		9,623	9,437	186	—	

From this it appears that of the 9,437 deaths, 4,682 were of males, and 4,755 were of females, that there was a decrease of 66 deaths in the province of Leinster, an increase of 10 deaths in Munster, a decrease of 93 in Ulster, and a decrease of 37 in Connaught. In diagram 2, opposite page xiii, it may be seen among the principal causes of death as returned by the Registrars of Deaths in Ireland that tuberculosis is the second highest, standing in between old age, the highest, and heart disease, the 3rd highest, cause of death. In diagram 4, opposite page xxiii, the death rates from tuberculosis in England and Wales, in Scotland and in Ireland, are compared since the year 1864. In the year 1911, the rate in Ireland was 2·2, in Scotland, 1·7*, and in England 1·5 per 1,000 of the respective estimated populations of the three countries. Another diagram (No. 5) deals with the sexes and age periods of those dying from tuberculosis. It will be observed that the age period which suffers most from tuberculosis mortality among either sex is that between 25 and 35 years, the rate for males being 3·4 per 1,000 of the number of males living at these ages, and the rate for females 3·5 per 1,000 of the females living. The age period, 20—25 years, comes next with a rate of 3·2 per 1,000 for males, and 3·3 per 1,000 for females. The lowest rates of all are to be found among the persons aged 75 years and upwards, viz., 0·3 per 1,000 for males, and 0·2 per 1,000 for females.

The appended notes, which have been reprinted from the quarterly returns issued by this Office, have been voluntarily furnished by the Registrars of Deaths who are in most instances also the Medical Officers of Health of their respective districts. These may then be looked on as reflections of expert opinion upon the influences at work for the amelioration of insanitary conditions.

* Provisional.

The following are the subjects which have been dealt with :—

The work of the Women's National Health Association which under the Presidency of its Founder, Her Excellency, the Countess of Aberdeen, has not only continued its activities for the betterment of the Public Health through its existing Branches, but has largely increased its sphere of usefulness by the establishment of further Branches throughout the country.

The excellent work of Lady Dudley's Nurses for the very poor in outlying districts.

The success which follows the improvement introduced by Urban and Rural District Councils in the matter of Sanitation and house accommodation.

The infective nature of tuberculosis evidenced by whole families reported as blotted out.

Infection carried from one part of the country to another.

The deportation from America of persons suffering from tuberculosis who left this country as emigrants, reducing the population, now returning to die and increase the death rate.

Recommendations to adopt the Tuberculosis Prevention Act, 1908.

Evidence of the value of Sanatoria treatment.

Influence of climate on the spread of tuberculosis.

The notes referred to are as follows :—

“ I find the nurse provided for the district by the Women's National Health Association the greatest help in every way.”

“ One death from phthisis pulmonalis. The branch of the Women's National Association is doing good work for the district.”

“ I must testify to the efficacy of the work done by the Branch of the Women's National Health Association in the district. The branch is most active in helping to combat disease and is splendidly officiated.”

“ There has been a marked decrease in the number of deaths of infants since one of Lady Dudley's nurses became resident in the district. Two deaths from tuberculosis. The number of deaths from this disease in this district is decreasing.”

“ Health of the district good, and free from infectious disease. Although some deaths from tuberculosis occurred during the January quarter, no further cases of this disease have since come under my notice. People are wonderfully improved in the matter of cleanliness, and are becoming keenly alive to the necessity of admitting fresh air into their homes.”

“ For the past few years there has been a steady and marked improvement in the health of my whole district, a satisfactory decline in the general death-rate. Both Urban and Rural District Councils are doing their best to improve the dwelling-houses of the working classes, by getting rid of insanitary dwellings and compelling owners to put those that they cannot remove into better and more sanitary condition, not only as regards the dwelling itself, but also as to its surroundings, which are often as important as the house.”

“ The health of the district has been good. It affords me very great pleasure to be able to say that during the year which is now past I have had fewer cases of sickness among my dispensary patients than in any year during my 21 years' service. The improved sanitary conditions under which the people now live accounts for this, and the sanitary authorities have reason to be proud of the reforms which they have introduced.”

“ Tuberculosis of the lungs seems to be on the wane in this district, and open windows are becoming the rule.”

“ The deaths of two men from pulmonary phthisis were registered during the quarter, aged 36 and 48 years, respectively. Both lived in labourers' cottages and were apparently in the best of health two years ago. In the case of the man aged 36, a sister of his came home from service in Dublin and died of consumption some years ago.”

“ One death registered from pulmonary tuberculosis, I believe the last member of a family, all of whom died of it.”

“ A custom exists in this district which is most dangerous to health. In every case of illness amongst the peasantry (except fevers, which they shun) the neighbours flock

to see the sick person, and if the patient be a male and a smoker, some friend lights his pipe and hands it to him to smoke. That infected pipe is then passed from mouth to mouth round the assembly. I have known of pulmonary tuberculosis to be contracted by this pernicious habit."

"Unfortunately the number of deaths from tuberculosis is unusually high. This I attribute in part to the continuously inclement weather which aggravated the disease, and compelled phthisical patients to remain indoors, and very often in ill-ventilated houses."

"More than half the deaths registered during the quarter resulted from tuberculous disease, which, I am afraid, is on the increase in this district."

"Two deaths registered from pulmonary tuberculosis; of these one returned from America suffering from the disease, the other has a family history of tuberculosis, and mother and sister died within past two years, one pulmonary tuberculosis, the other tuberculous meningitis."

"One case of tuberculosis. A young man who only returned from America a few weeks before he died."

"One death registered from pulmonary tuberculosis in which case girl contracted same in America."

"There were three deaths from tuberculosis, one was a returned American. I am of opinion the latter cases are responsible for a great increase in the spread of the disease at present."

"There were two deaths from pulmonary tuberculosis, both young girls. The death of a sister to one, also a young girl, was registered in the previous quarter from pulmonary tuberculosis. The two had spent some time in the United States and returned suffering from the disease."

"Two cases of phthisis, both uncertified, one a returned American."

"I am treating two cases of pulmonary tuberculosis in young men, harvesters, who contracted the disease in England. In both cases these poor fellows were put to sleep in stables in the sweaty clothes which they had worn during the day."

"Two brothers died from tuberculosis this quarter; of a family of six, all, including father, have died of tuberculosis. The adoption of Part I., Tuberculosis Prevention (Ireland) Act, 1908, in the union would be an advantage."

"I would recommend that the Tuberculosis Notification Act be enforced in the district."

"Health of district good. I sent two cases of tuberculosis to the Sanatorium in Wicklow some time ago. They are both home now; one was very advanced. They are both very much improved."

"The unusually wet winter has much increased the number of chest affections, especially that of pulmonary tuberculosis. The four cases were among the well-to-do, so that the climate evidently played a greater part than privation and want of air."

The following tabular statement shows the total number of deaths from all forms of tuberculous disease in Ireland for each of the years, 1904-1912, with the rates per 1,000 of the population represented thereby the decrease in the number of deaths as compared with the previous year, and the percentage of such decrease.

YEARS.	All forms of Tuberculous Disease.			
	Total Number of Deaths.	Rate per 1,000 of population.	Decrease.	
			Number.	Per cent.
1904,	12,694	2.88	—	—
1905,	11,882	2.70	812	6.4
1906,	11,756	2.67	126	1.1
1907,	11,679	2.66	77	0.7
1908,	11,293	2.58	386	3.3
1909,	10,594	2.41	699	6.2
1910,	10,016	2.28	578	5.5
1911,	9,623	2.20	393	3.9
1912,	9,437	2.15	186	1.9

The above shows that the deaths from all forms of tuberculosis numbered 12,694 in the year 1904, and that in the year 1912 the number was 9,437, showing a difference of 3,257 deaths between these years, which difference represents a decrease of more than 25 per cent. in 1912 when compared with the year 1904.

In the following table the numbers and death-rates per 1,000 of the population for all forms of tuberculous disease and for pulmonary tuberculosis are given for the years 1902–1912, with annual averages for these years:—

TABLE showing the number of Deaths from all forms of Tuberculous Disease registered in Ireland during the Years 1902–1912, with the number of Deaths from Pulmonary Tuberculosis and the respective rates per 1,000 of the population, represented thereby.

YEARS.	Deaths from all forms of Tuberculous Disease.		Deaths from Pulmonary Tuberculosis.	
	Number.	Rate per 1,000.	Number.	Rate per 1,000.
1902,	11,837	2·67	9,400	2·12
1903,	12,180	2·76	9,559	2·16
1904,	12,694	2·88	9,833	2·23
1905,	11,882	2·70	9,216	2·10
1906,	11,756	2·67	8,933	2·03
1907,	11,679	2·66	8,828	2·01
1908,	11,293	2·58	8,511	1·94
1909,	10,594	2·41	8,051	1·84
1910,	10,016	2·28	7,527	1·72
1911,	9,623	2·20	7,584	1·73
Averages, 1902–1911,	11,355	2·58	8,744	1·99
1912,	9,437	2·15	7,452	1·70

It may be seen that during the above period the high death-rate from all forms of tuberculous disease of 2·88 per 1,000, was reached in the year 1904, but that since that year there has been a gradual decline to a death-rate of 2·15 per 1,000.

Turning to the abstract of diseases by sexes and age-periods for the whole of Ireland it may there be seen that the aggregate total deaths from tuberculosis was returned as follows:—From pulmonary tuberculosis 3,962—deaths of males 2,015, and of females 1,947; from phthisis 3,026—deaths of males 1,422, and of females 1,604; from tuberculosis (not defined), 207—of males 111, and of females 96; from acute phthisis 214—of males 100, and of females, 114; from acute miliary tuberculosis 43—of males 23, and of females, 20. The deaths from the foregoing causes, numbering 7,452, are all grouped under the general heading “pulmonary tuberculosis.” From tuberculous meningitis the deaths were 637—of males 347, and of females 290; from tabes mesenterica 90—of males 46, and of females 44; from tuberculous meningitis 245—of males 114, and of females 131; from other forms of abdominal tuberculosis 152—of males 74, and of females 78; from tuberculosis of the vertebral column 117—of males 55, and of females 62; from tuberculosis of joints 117—of males 68, and of females, 49; from lupus 12—of males 5, and of females 7; from scrofula 11; from tuberculosis of other organs 153; and from disseminated tuberculosis 451—of males 212, and of females 239.

Pulmonary Tuberculosis.—Altogether the deaths included under this heading amounted to 7,452, of males 3,671, and of females 3,781, corresponding to the following rates:—1·70 1·68, and 1·72 per 1,000 of the respective populations. In the year 1911, the total number of deaths from pulmonary tuberculosis was 7,584, of males 3,702, and of females 3,882; these figures correspond to the following rates:—1·73, 1·70 and 1·77, respectively.

In the following table the deaths and death-rates from pulmonary tuberculosis are presented by sexes and age periods.

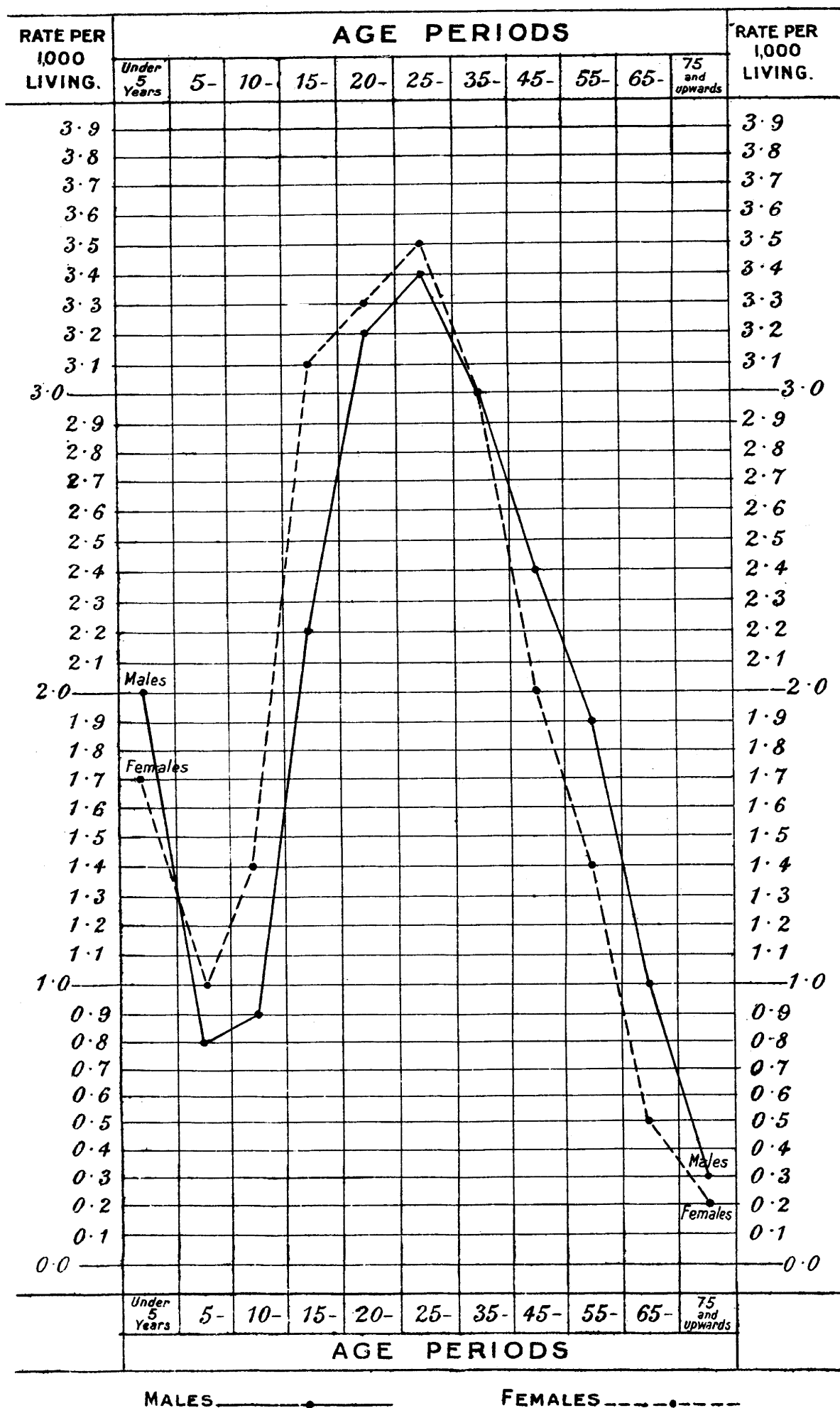
Age-Periods.	Deaths from Pulmonary Tuberculosis in Ireland.					
	Total of both Sexes.		Of Males.		Of Females.	
	Number.	Rate per 1,000.	Number.	Rate per 1,000.	Number.	Rate per 1,000.
0-5 years, ..	173	0.40	92	0.42	81	0.38
5-10 ,, ..	126	0.29	47	0.21	79	0.37
10-15 ,, ..	271	0.64	81	0.37	190	0.91
15-20 ,, ..	918	2.17	379	1.77	539	2.59
20-25 ,, ..	1,091	2.90	546	2.86	545	2.95
25-35 ,, ..	1,990	3.13	963	3.09	1,027	3.17
35-45 ,, ..	1,479	2.76	770	2.82	709	2.69
45-55 ,, ..	773	1.96	417	2.11	356	1.82
55-65 ,, ..	408	1.45	234	1.70	174	1.20
65-75 ,, ..	198	0.63	128	0.89	70	0.41
75 and upwards, ..	25	0.20	14	0.23	11	0.17
Total all ages, ..	7,452	1.70	3,671	1.68	3,781	1.72

The foregoing table shows that the highest death rate from pulmonary tuberculosis, for both males and females, was between the ages 25 and 35 years; for both sexes it was 3.13 per 1,000, for males 3.09 per 1,000, and for females 3.17 per 1,000.

The age-period 20-25 comes next with a rate of 2.90 per 1,000 of the population at those ages, followed by the age-period, 35-45, the deaths at which were equivalent to 2.76 per 1,000, while the deaths among persons 15 and under 20 years of age were represented by 2.17 per 1,000.

Taking the deaths from pulmonary tuberculosis among persons 15 and under 45 years of age, numbering 5,478, it will be observed that they constitute nearly 74 per cent. of all the deaths from that disease.

DIAGRAM No. 5.—Showing the Proportion of Deaths from All Forms of Tuberculous Disease of Males and Females registered in Ireland at each age-period, per 1,000 living at those ages, during the year 1912.



To face page XXVIII.

The following table gives for the Dublin Registration Area the mortality from tuberculous disease among the several social classes for the year 1912, as derived from the Registrar-General's Yearly Summary of the Weekly Returns:—

Class.	Occupation or Social Position.	Annual Rate for the Dublin Registration Area, per 1,000 of the Population in 1911 represented by the Deaths registered in 1912 from		
		All Forms of Tuberculous Disease.	Pulmonary Tuberculosis.	Other Forms of Tuberculous Disease.
CLASSES.				
Death-rate from Tuberculous Disease in Families of the:—				
I.	PROFESSIONAL AND INDEPENDENT CLASS,	0·41	0·41	—
II.	MIDDLE CLASS,	1·92	1·50	0·42
III.	ARTISAN CLASS AND PETTY SHOPKEEPERS,	2·94	2·28	0·66
IV.	GENERAL SERVICE CLASS,	3·16	2·23	0·93
PROFESSIONAL AND INDEPENDENT CLASS.				
I.	1. Clerical, Medical, Legal and other professions; Naval and Military Officers and Heads of Public Departments,	0·64	0·64	—
	2. Merchants and Manufacturers, Higher Class,	—	—	—
	3. Persons of Rank and Property not otherwise described,	0·18	0·18	—
MIDDLE CLASS.				
II.	4. General Body of Officials—Civil Service, Banking, &c.,	1·89	1·47	0·42
	5. Traders (except Petty Shopkeepers), Business Managers, &c.,	1·39	1·07	0·32
	6. Clerks and Commercial Assistants,	2·35	1·84	0·51
	7. Miscellaneous—including all Householders in Second Class Localities not included in above,	1·92	1·51	0·41
ARTISAN CLASS AND PETTY SHOPKEEPERS.				
III.	8. Working Engineers, Engravers, Printers, Watch-makers, and Jewellers,	3·48	2·38	1·10
	9. Building and Furnishing Trades,	2·67	1·98	0·69
	10. Clothing Trades,	2·45	2·00	0·45
	11. Food Supply Trades,	2·35	1·68	0·67
	12. Other Trades and Callings ranking with Trades,	3·34	2·78	0·56
	13. Petty Shopkeepers,	3·54	2·65	0·89
GENERAL SERVICE CLASS.				
IV.	14. Army, Police, Postal Delivery, and Prison Services, &c.,	1·62	0·93	0·69
	15. Domestic Servants,	1·83	1·33	0·50
	16. Coach and Car Drivers, Vanmen, &c.,	3·12	2·34	0·78
	17. Hawkers, Porters, Labourers, &c.,	3·82	2·70	1·12

It appears from this table that the total death-rate from tuberculous disease among the professional and independent class in 1912 was 0·41 per 1,000 of the number of inhabitants of the Dublin Registration Area belonging to this class, according to the Census of 1911; among the middle class, the rate was 1·92 per 1,000; among the artisan and petty shopkeeper class, it was 2·94 per 1,000; and among the general service class, 3·16 per 1,000.

TABLE XIV.—Showing the Number of Deaths from the following causes, viz., Pulmonary Tuberculosis, Tuberculous Meningitis, Tuberculosis of Peritoneum and Intestines, Other Forms of Tuberculosis and from All Causes, registered in Ireland in each of the forty-two years, 1871-1912, with the Rate per 1,000 of the Estimated Population represented by (a) Deaths from the above-mentioned forms of Tuberculosis, (b) Deaths from All Causes; and the percentage of total Deaths caused by the tuberculous diseases referred to.

YEARS.	Number of Deaths from				Total Deaths from all the foregoing causes.		Total Deaths from all causes.		Percentage of Deaths caused by the Diseases named in Columns 2, 3, 4, and 5.
	Pulmonary Tuberculosis.	Tuberculous Meningitis.	Tuberculosis of Peritoneum and Intestines.	Other Forms of Tuberculosis.	Number	Rate per 1,000 of Estimated Population.	Number.	Rate per 1,000.	
(1).	(2).	(3).	(4).	(5).	(6).	(7).	(8).	(9).	(10).
1871 ..	10,427	1,222	1,279	871	13,799	2·6	88,348	16·4	15·6
1872 ..	10,430	1,073	1,419	1,000	13,922	2·6	97,294	18·1	14·3
1873 ..	10,341	1,089	1,464	1,029	13,923	2·6	97,537	18·3	14·3
1874 ..	9,416	1,015	1,174	960	12,565	2·4	91,961	17·4	13·7
1875 ..	10,240	1,076	1,159	890	13,365	2·5	98,114	18·6	13·6
1876 ..	10,092	1,118	1,249	870	13,329	2·5	92,324	17·5	14·4
1877 ..	10,433	1,121	1,244	977	13,775	2·6	93,543	17·7	14·7
1878 ..	10,406	1,077	1,508	923	13,914	2·6	99,629	18·9	14·0
1879 ..	10,519	1,127	1,444	988	14,178	2·7	105,089	20·0	13·5
1880 ..	11,124	1,158	1,678	985	14,945	2·9	102,906	19·8	14·5
Average for 10 years, 1871-80	10,352·8	1,107·6	1,361·8	949·3	13,771·5	2·6	96,674·5	18·3	14·3
1881 ..	10,027	935	1,166	870	12,998	2·5	90,035	17·5	14·4
1882 ..	10,258	1,005	1,082	782	13,107	2·6	88,500	17·3	14·8
1883 ..	10,775	978	1,120	923	13,796	2·7	96,228	19·2	14·3
1884 ..	10,583	1,014	1,064	801	13,462	2·7	87,154	17·5	15·4
1885 ..	10,709	1,066	1,047	828	13,650	2·8	90,712	18·4	15·0
1886 ..	10,694	1,007	1,120	859	13,680	2·8	87,292	17·8	15·6
1887 ..	10,329	954	1,047	826	13,156	2·7	88,585	18·2	14·8
1888 ..	9,812	896	997	824	12,529	2·6	85,892	17·9	14·6
1889 ..	9,951	815	1,055	827	12,648	2·7	82,908	17·4	15·2
1890 ..	10,176	788	918	907	12,789	2·7	85,850	18·2	14·9
Average for 10 years, 1881-90	10,331·4	945·8	1,059·6	844·7	13,181·5	2·7	88,315·6	17·9	14·9
1891 ..	10,038	824	950	1,018	12,830	2·7	85,999	18·4	14·9
1892 ..	10,048	886	1,116	931	12,981	2·8	90,044	19·4	14·4
1893 ..	9,869	855	971	992	12,687	2·8	82,821	18·0	15·3
1894 ..	9,626	611	958	948	12,143	2·6	83,528	18·2	14·5
1895 ..	9,768	1,159	924	982	12,833	2·8	84,395	18·5	15·2
1896 ..	9,051	1,131	799	1,017	11,998	2·6	75,700	16·7	15·8
1897 ..	9,748	1,158	1,023	1,089	13,018	2·9	83,839	18·5	15·5
1898 ..	9,678	1,210	1,073	1,026	12,987	2·9	82,404	18·2	15·8
1899 ..	9,480	1,242	1,047	1,059	12,828	2·8	79,699	17·7	16·1
1900 ..	10,076	749	1,026	1,008	12,859	2·9	87,606	19·6	14·7
Average for 10 years, 1891-1900	9,738·2	982·5	988·7	1,007·0	12,716·4	2·8	83,603·5	18·3	15·2
1901 ..	9,549	661	1,027	1,098	12,335	2·8	79,119	17·8	15·6
1902 ..	9,400	647	615	1,175	11,837	2·7	77,676	17·5	15·2
1903 ..	9,559	748	529	1,344	12,180	2·8	77,358	17·5	15·7
1904 ..	9,833	740	513	1,608	12,694	2·9	79,513	18·0	16·0
1905 ..	9,216	710	437	1,519	11,882	2·7	75,071	17·1	15·8
1906 ..	8,933	797	466	1,560	11,756	2·7	74,427	16·9	15·8
1907 ..	8,828	866	441	1,544	11,679	2·7	77,334	17·6	15·1
1908 ..	8,511	826	481	1,475	11,293	2·6	76,891	17·5	14·7
1909 ..	8,051	728	401	1,414	10,594	2·4	74,973	17·1	14·1
1910 ..	7,527	701	386	1,402	10,016	2·3	74,894	17·1	13·4
Average for 10 years, 1901-10	8,940·7	742·4	529·6	1,413·9	11,628·6	2·7	76,725·6	17·4	15·1
Average for 40 years, 1871-1910	9,840·8	944·6	984·9	1,053·7	12,824·0	2·7	86,320·8	18·0	14·9
1911 ..	7,584	660	551	828	9,622	2·2	72,475	16·5	13·3
1912 ..	7,452	637	487	861	9,437	2·2	72,187	16·5	13·1

Cancer.—The deaths classified under the general title, "cancer," include deaths from carcinoma, sarcoma, cancer, and malignant disease. Such deaths in the year under notice numbered 3,734, which is the highest number so far recorded in Ireland for any one year.

Of the total deaths, 1,768 were of males and 1,966 were of females; these figures correspond to the following rates per 1,000 :—0·85, 0·81, and 0·89, respectively. In table XV., it may be seen that for both sexes the rate of mortality increases largely after the 55th year, for males it increased from 13·95 per 10,000, between the ages of 45—55, to 35·12 per 10,000 between the ages of 55 and 65 ; and among females it increased from 19·65 per 10,000 between the ages of 45 and 55, to 35·76 per 10,000 (the highest rate for females) between the ages of 55 and 65 years. In the course of the classification of causes of death, queries were sent out asking for further information which led to 113 deaths being transferred from other titles to that of cancer.

Table xv on page xxxi. shows the deaths from cancer by age and sex arranged according to the parts of the body which were affected.

TABLE XV.—Showing the Deaths registered from Cancer* in Ireland during the year 1912, by Sexes, Ages, and parts affected.

PARTS AFFECTED.	MALES.									FEMALES.									Total Males and Females	
	AGES AT DEATH.									AGES AT DEATH.										
	Under 20	20—	25—	35—	45—	55—	65—	75 and upwards.	TOTAL	Under 20	20—	25—	35—	45—	55—	65—	75 and upwards.	TOTAL		
NERVOUS SYSTEM—																				
Brain,	1	-	-	2	2	-	1	-	6	-	-	1	-	1	2	-	-	-	4	10
ORGANS OF SPECIAL SENSE—																				
Eye,	2	-	1	-	2	-	-	3	8	-	-	-	-	-	1	1	1	3	11	
Ear,	-	-	-	1	-	2	8	6	17	-	-	-	-	-	-	2	-	2	19	
CIRCULATORY AND RESPIRATORY SYSTEM—																				
Larynx, Trachea, ..	-	-	1	2	2	13	5	1	24	-	1	-	1	2	3	3	1	11	36	
Lungs,	-	-	1	2	3	3	3	-	12	1	-	-	3	1	-	1	1	7	19	
DIGESTIVE SYSTEM—																				
Parotid,	-	-	-	4	1	1	1	-	7	-	-	-	-	1	1	1	-	3	10	
Mouth,	-	-	-	1	4	4	10	3	22	-	-	-	2	-	2	4	1	9	31	
Tongue,	-	-	1	6	21	31	42	8	109	-	1	-	3	-	4	3	2	13	122	
Pharynx, Throat, ..	-	-	1	3	13	18	8	6	49	-	-	1	3	2	2	5	3	16	65	
Œsophagus,	-	-	-	2	12	24	17	9	64	-	-	2	2	6	6	9	4	29	93	
Stomach,	-	1	5	29	87	139	182	49	492	-	-	6	27	79	116	149	35	412	904	
Intestine,	1	-	3	5	22	46	46	14	137	1	1	7	15	33	44	46	13	160	297	
Rectum,	-	2	1	9	28	30	41	15	126	-	-	1	8	11	28	23	8	79	205	
Liver, Gall Bladder,	1	-	7	9	26	61	62	21	187	-	-	2	16	54	83	86	31	272	459	
Pancreas,	-	-	-	1	2	7	7	7	24	-	-	1	-	4	3	3	-	11	35	
Peritoneum,	-	-	-	-	1	1	1	-	3	-	-	-	1	2	-	1	-	4	7	
LYMPHATIC & OTHER GLANDS—																				
Neck,	1	2	1	9	8	16	18	11	66	1	1	3	1	2	6	9	2	25	91	
Axilla,	1	-	-	1	-	1	-	1	4	-	-	-	-	3	-	2	-	5	9	
Groin,	-	-	-	1	1	1	1	-	4	-	-	-	-	1	1	2	-	4	8	
Mediastinum,	-	-	-	2	-	-	3	-	5	-	1	1	1	-	1	1	-	5	10	
Mesentery,	-	1	-	1	-	-	4	-	6	-	-	-	2	1	9	1	-	13	19	
Spleen,	-	-	-	-	-	-	-	-	-	1	-	-	-	3	1	-	-	5	5	
Thyroid,	-	-	-	-	1	1	-	-	2	-	-	-	-	-	1	2	-	3	5	
URINARY SYSTEM—																				
Kidney,	3	1	-	2	1	2	1	-	10	2	-	1	2	4	3	3	1	16	26	
Bladder, Urethra, ..	1	-	1	3	4	5	6	6	26	-	-	-	-	3	7	6	1	17	43	
Prostate,	-	-	-	1	4	4	11	6	26	-	-	-	-	-	-	-	-	26	26	
GENERATIVE AND MAMMARY ORGANS—																				
Penis, Testis,	1	-	1	2	1	3	5	5	18	-	-	-	-	-	-	-	-	18	18	
Ovary,	-	-	-	-	-	-	-	-	-	1	-	2	6	9	7	3	1	29	29	
Uterus,	-	-	-	-	-	-	-	-	-	-	3	10	46	69	65	41	13	247	247	
Breast,	-	-	-	-	1	-	1	-	2	-	-	10	43	66	71	70	44	304	306	
Others,	-	-	-	-	-	-	-	-	-	-	-	-	-	4	5	7	3	19	19	
LOCOMOTOR SYSTEM, &c. (Bones, Joints, Muscles, &c.)—																				
Shoulder,	-	-	1	1	-	-	1	-	3	-	1	-	-	-	-	1	-	2	5	
Arm, Leg,	1	-	2	4	5	6	10	8	36	1	-	4	-	5	11	16	16	53	89	
Skull,	1	-	-	-	1	5	2	-	9	-	-	-	1	-	1	6	-	8	17	
Rib, Sternum,	-	-	-	1	-	1	-	-	2	-	-	-	-	-	-	-	-	2	2	
Spinal Column,	-	-	-	-	-	-	-	-	-	1	-	-	1	1	-	-	-	3	3	
Jaw,	-	-	-	9	14	14	23	7	67	1	-	1	2	2	4	5	3	18	85	
INTEGUMENTARY SYSTEM—																				
Face,	-	-	1	2	3	13	21	25	65	-	-	-	-	5	7	23	22	57	122	
Nose,	-	-	-	-	-	-	2	2	4	-	-	1	-	-	2	1	1	5	9	
Lip,	-	-	-	2	4	12	27	31	76	-	-	-	-	-	1	3	4	8	84	
NOT CLASSIFIED,—																				
Abdomen,	1	-	-	2	1	11	10	-	25	-	-	2	10	6	14	10	12	54	79	
Thorax,	-	-	-	-	1	2	-	-	3	-	-	-	-	-	-	-	-	3	3	
Pelvis,	-	-	-	-	-	1	-	-	1	2	-	-	-	1	1	1	-	5	6	
Others,	1	-	-	3	-	2	-	2	8	2	-	1	2	2	3	-	3	13	21	
PART NOT STATED, ..	-	-	1	1	-	3	7	1	13	1	-	1	2	2	1	5	1	13	26	
TOTAL,	16	7	29	123	276	483	587	247	1,768	15	9	58	200	385	517	555	227	1,966	3,734	
DEATHS FROM CANCER PER 10,000 LIVING OF THE SAME AGE,	0·18	0·37	0·93	4·51	13·95	35·12	40·82	40·93	8·08	0·18	0·49	1·79	7·60	19·67	35·76	32·65	34·30	8·96	8·52	

* Including Carcinoma, Sarcoma and Cancer, Malignant Disease.

The following gives the parts affected by the *tumours* (not including those of the brain, uterus, or ovary), which caused the deaths of 18 males and 24 females during the year 1912. In all these cases the *tumours* were not malignant, or further information concerning their nature was not forthcoming.

Statement showing the parts affected by the Tumours which caused the deaths of 18 males and 24 females.

Parts affected.	Males.	Females.	Parts affected.	Males.	Females.
Orbit,	—	1	Breast,	—	2
Stomach,	5	3	Head,	1	—
Liver,	—	1	Abdomen,	1	8
Neck,	2	—	Pelvis,	—	1
Mesentery,	—	1	Others, or not stated,	3	3
Kidney,	2	—			
Bladder,	4	4	Total,	18	24

Rheumatism.—The total number of deaths under this title was 658; from acute rheumatism, 82 males and 70 females; from rheumatic arthritis, 30 males and 62 females; from rheumatism of heart, 23 males and 24 females; from chronic rheumatism, 146 males, and 215 females; from osteo-arthritis, 2 males, and 4 females.

Gout.—Ten deaths, 6 of males and 4 of females, were attributed to Gout; and 7 deaths, (of males 3, and of females 4), were attributed to rheumatic gout.

Diabetes.—When compared with the number of deaths from diabetes in the year 1902, namely 267, an increase of nearly 50 per cent., appears to have occurred, the number registered in the year 1912 being 393, of males 219, and of females 174, the corresponding numbers in 1911, being 396, 203, and 193.

Alcoholism.—Attributed directly to alcoholism, there were 132 deaths; of these 15 were of females. In the year 1911, these were 112 deaths due to alcoholism; in 1910, 122; and in 1909, 173. It will be seen in the abstracts that 272 deaths were recorded from cirrhosis of the liver; in the 3 years preceding, these deaths numbered 331, 262, and 300 respectively. In addition to the deaths mentioned there were 3 deaths attributed to acute alcoholic poisoning—*vide* the special table on deaths from poisons, page xxxvii.

Of the deaths (132) there were 10 associated with accident or negligence.

Meningitis.—Of 591 deaths from meningitis, 333 were of males and 258 were of females; there were also registered 40 deaths from encephalitis, 24 of males, and 16 of females; 23 deaths from cerebro-spinal fever, of which number 7 were of females, and, as before stated, there were 637 deaths from tuberculous meningitis, of which figure 347 were deaths of males, and 290 were deaths of females.

General Paralysis of the insane.—In 24 cases in which the cause of death was given as “general paralysis,” further enquiries elicited the information that in all instances the deaths were due to general paralysis of the insane. There were 123 deaths finally classified under the above title; of this figure 97 were deaths of males and 26 were of females. In the 3 years preceding, the number assigned to this cause were 97, 75, and 89 respectively.

Epilepsy.—There were 282 deaths caused by epilepsy during the year, as compared with 325 deaths in 1909, 267 in 1910, and 276 in 1911. Of the deaths, 159 were of males, and 123 were of females.

Convulsions.—No less than 1,176 deaths were registered as being caused by convulsions. Of this figure, 987 were of infants under one year of age, and 104 were between the ages of one year and 2 years. The Committee of Nomenclature of diseases and causes of death elected by the Royal College of Physicians, London, (on page 31 of their publication in 1906) remarks:—“The term ‘convulsions’ being the name of a symptom, should only be

used when more precise information is wanting. When the cause is known the return should be made under the head of that cause." Notwithstanding this prohibition more than 11 per cent. of the mortality of infants under one year of age is accounted for by the term "convulsions."

Locomotor Ataxy.—There were 10 fewer deaths than in the year preceding. Of the 43 deaths in 1912, there were 33 males and 10 females.

Tumour of Brain.—In all instances the return of tumour of brain without qualification is queried. As a result of these queries, 8 deaths were assigned to cancer, malignant disease, 5 to tuberculous disease, 4 to syphilis, one to encephalitis, and one to disease of eyes. There remained 41 deaths in which no further information could be obtained.

Diseases of the Heart.—The number of deaths for which the heart is accountable is large, as may well be expected. In the pillar diagram (2) it may be seen that heart diseases are the 3rd most fatal of the principal causes of death, standing between tuberculosis, the 2nd, and bronchitis, the 4th, highest of the principal causes of death. Altogether the deaths of 7,743 persons were attributed to diseases of the heart; this figure does not include deaths from syncope, or heart failure; the total deaths correspond to a rate of 1.77 deaths per 1,000 of the population. Of the total deaths caused by diseases of the heart, 3,712 were of males, and 4,031 were of females.

Laryngitis & croup.—There were 103 deaths from laryngitis, 15 from laryngismus stridulus. See remarks on Diphtheria, page xxi.

Bronchitis.—The deaths which were caused by bronchitis, either acute or chronic, numbered 6,696, which represents an annual death-rate of 1.53 per 1,000, and forms 9.3 per cent. of all deaths registered in the year 1912. In the preceding year, deaths from bronchitis amounted to 6,516. It may be seen in diagram 2 that bronchitis is the fourth among the principal causes of death.

Pleurisy.—There was an increase of 20 in the number of deaths which were directly attributed to pleurisy, namely, from 154 in the year 1911 to 174 in the period under notice. Of the deaths in 1912, 110 were of males, and 64 were of females.

In the 9 years from 1904 to 1912, the deaths of 244 persons were reported as being directly caused by empyema. These deaths having been made the subject of special enquiry, were transferred to their specified causes in the following table in such cases as further information became available.

Table showing for the years 1904–1912, by age-periods, the diseases or causes with which the deaths directly attributed to Empyema of 244 persons (181 males and 63 females) were associated.

Diseases or causes (by Age-Periods) with which 181 Deaths of Males from Empyema were associated.

CAUSES OF DEATH.	AGES AT DEATH.																		
	Total Deaths.	Under 1 year.	1	2	3	4	Under 5 years.	5–10	10–15	15–20	20–25	25–35	35–45	45–55	55–65	65–75	75–85	85 and upwards.	
Enteric Fever,	2	-	-	-	1	-	1	-	-	-	-	1	-	-	-	-	-	-	-
Influenza,	1	-	-	-	-	-	-	-	-	-	-	-	-	-	1	-	-	-	-
Lobar Pneumonia, ..	3	-	-	-	-	-	-	-	-	1	-	1	1	-	-	-	-	-	-
Broncho-pneumonia, ..	4	1	1	-	-	2	4	-	-	-	-	-	-	-	-	-	-	-	-
Pleuro-pneumonia, ..	2	-	-	-	-	-	-	-	-	1	-	1	-	-	-	-	-	-	-
Pneumonia,	6	-	2	-	-	-	2	-	-	1	-	3	-	-	-	-	-	-	-
Tuberculous Phthisis, ..	14	-	-	-	1	-	1	-	1	2	2	4	3	1	-	-	-	-	-
Tubercle of other Organs, ..	47	-	2	-	-	-	2	2	2	7	11	9	5	2	6	-	1	-	-
Malignant Disease of Pleura, ..	1	-	-	-	-	-	-	-	-	-	-	-	-	1	-	-	-	-	-
Hemiplegia	1	-	-	-	-	-	-	-	-	1	-	-	-	-	-	-	-	-	-
Varicose Veins,	1	-	-	-	-	-	-	-	-	-	-	-	-	1	-	-	-	-	-
Emphysema,	1	-	-	-	-	-	-	-	-	-	-	-	-	1	-	-	-	-	-
Pleurisy,	14	-	-	-	-	-	-	2	-	2	3	-	1	1	1	2	2	-	-
Appendicitis,	1	-	-	-	-	-	-	-	-	-	-	-	-	1	-	-	-	-	-
Inflammation from Hepatic Abscess,	2	-	-	-	-	-	-	-	-	1	-	1	-	-	-	-	-	-	-
Disease of Spleen,	1	-	-	-	-	-	-	-	-	1	-	-	-	-	-	-	-	-	-
Caries,	1	-	-	-	-	-	-	-	-	-	-	1	-	-	-	-	-	-	-
Injury,	2	-	-	-	-	-	-	-	-	-	1	-	1	-	-	-	-	-	-
Not ascertained,	77	3	-	1	-	-	4	3	3	3	12	12	10	10	15	4	1	-	-

Diseases or causes (by Age-Periods) with which 63 Deaths of Females from Empyema were associated.

Influenza,	2	-	-	-	1	-	1	-	-	-	-	-	-	-	1	-	-	-	-
Lobar Pneumonia,	3	1	-	1	-	-	2	-	-	-	-	-	-	1	-	-	-	-	-
Broncho-pneumonia, ..	1	-	-	1	-	-	1	-	-	-	-	-	-	-	-	-	-	-	-
Pneumonia,	2	-	-	-	-	-	-	-	1	-	1	-	-	-	-	-	-	-	-
Tuberculous Phthisis, ..	9	-	-	-	-	-	-	1	-	2	-	2	3	1	-	-	-	-	-
Tubercle of other Organs, ..	12	-	-	-	-	1	1	-	1	-	3	2	3	1	1	-	-	-	-
Pleurisy,	8	-	-	-	-	-	-	1	-	1	-	2	1	-	2	1	-	-	-
Enlargement of Liver and Kidneys,	1	-	-	-	-	-	-	1	-	-	-	-	-	-	-	-	-	-	-
Injury,	1	-	-	-	-	-	-	-	-	-	-	-	1	-	-	-	-	-	-
Not ascertained,	24	-	3	1	-	-	4	3	-	4	2	5	3	2	1	-	-	-	-

From the above it appears that of the 244 deaths from empyema registered during the period covered by the table, the deaths of 82 persons were found to be associated with tuberculous disease, 61 of these being deaths of males and 21 of females.

Gastric ulcer.—The number of deaths caused by gastric ulcer was 312—of males 151 and of females 161. In the year preceding, the deaths from this condition numbered 329, of males 138 and of females 191.

Duodenal ulcer.—It was found that the returns gave particulars of the deaths of 50 persons from duodenal ulcer. Of this figure 36 were deaths of males and 14 of females.

Appendicitis & Perityphlitis.—There were 5 more deaths from these conditions than in the year 1911, the number in 1912 being 180. Of the 180 deaths, 101 were of males and 79 were of females.

Cirrhosis and other diseases of the liver.—A reference to the paragraph on alcoholism shows that the number of deaths from cirrhosis of the liver was 272. There were 42 deaths from gall-stones, 6 from malignant jaundice, and 190 deaths from other diseases of the liver.

Peritonitis.—All the deaths returned as from peritonitis were enquired into regarding the cause of the condition. Of 138 deaths originally returned as peritonitis, 74 were finally classified to a more definite cause, *e.g.*, 19 to appendicitis, 10 to gastric ulcer, 9 to tuberculosis, 3 to obstruction of intestines, 6 to accidental violence, 4 to cancer, 3 to intestinal ulceration, and 7 to other diseases of intestines.

Diseases of the kidneys.—Among the deaths from diseases of the kidneys are 407 deaths from acute nephritis, 1,230 deaths from chronic Bright's disease, 57 deaths from uræmia, and 44 deaths from other diseases of the kidney, in all 1,738 deaths, equal to an annual rate of 0.39 per 1,000.

Diseases and accidents of pregnancy and childbirth.—The number of women who succumbed to puerperal septic conditions was 215, corresponding to a mortality rate among mothers of 2.13 per 1,000 births registered. There were 31 deaths from accidents of pregnancy, 92 deaths from puerperal hæmorrhage, 138 deaths from other accidents of childbirth, 17 deaths from puerperal albuminuria, 50 deaths from puerperal convulsions, 5 deaths from puerperal insanity, and one from puerperal disease of breast, making a total of 334, corresponding to a mortality rate of 3.31 mothers to every 1,000 births registered. Another source of mortality connected with pregnancy and childbirth, namely, that which is complicated with pre-existing or co-existing disease, to either of which latter the death is assigned in the process of tabulation. Such deaths are, however, classified separately so that they can be incorporated in a special table (XIII.), which shows the total mortality connected with the puerperal condition, namely:— (1) mortality from septic conditions, (2) mortality from intrinsic puerperal causes, and (3) mortality from pre-existing disease or condition complicating pregnancy and childbirth.

TABLE XIII.—Deaths of Women in Ireland in 1912 definitely returned as either caused by or associated with Pregnancy or Childbearing.*

Causes of Death.	All Ages.	Ages.				
		15—	20—	25—	35—	45—
Total,	599	6	56	288	238	11
Enteric Fever,	1	—	—	—	1	—
Scarlet Fever,	3	—	—	2	1	—
Pulmonary Tuberculosis,	9	—	2	5	2	—
Sarcoma,	1	—	—	1	—	—
Cancer, Malignant Disease,	2	—	—	—	2	—
Acute Rheumatism,	1	—	1	—	—	—
Anæmia,	1	—	—	1	—	—
Endocarditis,	1	—	—	—	1	—
Fatty Degeneration of Heart,	1	—	—	1	—	—
Valvular Disease of Heart,	3	—	—	1	2	—
Heart Disease (unspecified),	2	—	—	1	1	—
Bronchitis,	2	—	—	2	—	—
Broncho-Pneumonia,	1	—	—	1	—	—
Pneumonia (type not distinguished),	5	—	—	3	1	1
Gastritis,	1	—	—	1	—	—
Gastro-enteritis,	1	—	—	—	1	—
Hernia,	1	—	—	1	—	—
Intestinal Obstruction,	1	—	—	1	—	—
Other Diseases of the Intestines,	1	—	—	—	1	—
Acute Nephritis,	6	—	1	5	—	—
Chronic Bright's Disease,	4	—	—	4	—	—
Other Diseases of the Kidneys,	1	—	—	1	—	—
Cystitis,	1	—	—	1	—	—
Accidents of Pregnancy,	31	—	—	18	12	1
Puerperal Hæmorrhage,	92	1	5	26	59	1
Other Accidents of Childbirth,	138	2	12	65	54	5
Puerperal Septicæmia,	142	2	17	77	44	2
Puerperal Pyæmia,	9	—	—	6	3	—
Puerperal Fever,	36	1	2	16	16	1
Puerperal Albuminuria,	17	—	2	13	2	—
Puerperal Convulsions,	50	—	11	20	19	—
Phlegmasia Alba Dolens, Embolism (Puerperal).	28	—	3	12	13	—
Puerperal insanity,	5	—	—	3	2	—
Puerperal Diseases of Breast	1	—	—	—	1	—

* These deaths are included in the general tables of Causes of Death

In the following table there is shown for each of the years 1903-1912, the number of deaths of women which occurred during pregnancy or childbirth, under the circumstances before-mentioned, and also the rate per 1,000 births registered during each of these years, with an average rate for the 9 years, 1903-1911 :—

YEARS.	Deaths from Puerperal Septic Diseases.		Deaths from Accidents of Pregnancy or Childbirth.		Total Deaths from Puerperal Septic Diseases and Accidents of Pregnancy or Childbirth.		Deaths from causes associated with Pregnancy or Childbirth (not included in foregoing).		Total Deaths caused by or associated with Pregnancy or Childbirth.	
	Number	Rate per 1,000 Births	Number	Rate per 1,000 Births	Number	Rate per 1,000 Births	Number	Rate per 1,000 Births	Number	Rate per 1,000 Births
1903,	233	2.29	340	3.34	573	5.63	84	0.82	657	6.45
1904,	216	2.08	367	3.54	583	5.62	99	0.95	682	6.57
1905,	227	2.21	346	3.36	573	5.57	83	0.81	656	6.38
1906,	234	2.26	373	3.60	607	5.86	69	0.67	676	6.53
1907,	163	1.60	342	3.36	505	4.96	84	0.83	589	5.79
1908,	189	1.86	341	3.34	530	5.20	85	0.83	615	6.03
1909,	222	2.16	339	3.30	561	5.46	83	0.81	644	6.27
1910,	191	1.87	351	3.44	542	5.31	64	0.63	606	5.94
1911,	186	1.83	328	3.22	514	5.05	64	0.63	578	5.68
Average, 9 years, 1903-11	207	2.02	347	3.39	554	5.41	80	0.77	634	6.18
1912,	215	2.13	334	3.31	549	5.43	50	0.50	599	5.93

In the aggregate, the deaths associated with pregnancy and childbirth were 21 above the number registered in the year 1911, but were 35 under the average for the 9 years, 1903-1911. The rates per 1,000 births corresponding to the total figures for the year 1912, the year 1911, and the average for the 9 years, 1903-11, were 5.93, 5.68, and 6.18 respectively.

Violence.—Deaths by suicide, accident, homicide, and execution are grouped under the title "violence," and their number in 1912 was 1,786, including 165 deaths by suicide (of males 130, and of females 35), by accidental violence 1,583 (of males 1,017, and of females 566), and by homicide 38 (of males 24, and of females 14). There was no death by execution.

Of the principal causes of death by accidental violence, there were 454 deaths by traumatism, 413 by burning (of this figure 204 were children under 5 years of age), 246 were by drowning, 65 were by absorption of deleterious gases, 50 were by excessive cold, and 4 were by effects of heat; there were 28 deaths from acute poisoning, 3 deaths were due to poisoning by food, and 16 deaths resulted from injuries by animals.

The particulars regarding deaths by poisoning are given in Table XVI. page xxxvii.

ILL-DEFINED OR NOT SPECIFIED CAUSES OF DEATH.

The following terms should not be used for denoting the cause of death where it is possible to employ a more definite cause :—Dropsy, syncope, sudden death, heart failure, atrophy, debility, marasmus, teething, pyrexia, croup, paralysis (without specified cause), old age.

UNCERTIFIED CAUSES OF DEATH.

The deaths returned in 1912 as being uncertified (the persons whose deaths were registered not being medically attended), were equivalent to 22.59 per cent. of all the deaths recorded. In the year 1909 such deaths were 24.29 per cent. of all deaths registered; in 1910, 24.30 per cent., and in the year 1911 the percentage of uncertified deaths was 22.59. The percentage of uncertified deaths in the province of Leinster in the year under notice was 15.78, in Munster it was 26.31, in Ulster 17.57, and in Connaught 48.47 per cent. of all deaths registered.

The proportion per cent. of uncertified deaths in England and Wales in 1910 was 1.38, and in Scotland it was 1.93.

INQUESTS.

There were 1,650 inquests returned by the Registrars during the year 1912, or one inquest in every 44 deaths registered.

TABLE XVI.—Showing the Deaths registered from Poison in 1912, distinguishing the Sex and Age of deceased, the Name of the Poison or Poisonous Gas, and whether Accidental, Suicidal, or Homicidal.

Name of Poison or Poisonous Gas.	MALES.										FEMALES.										Total Males and Females.		
	ACCIDENT.				SUICIDE.			HOMICIDE.			Total.	ACCIDENT.				SUICIDE.			HOMICIDE.			Total.	
	Under 5 years	5 and under 15.	15 and up- wards.	Total.	Under 15 years.	15 and up- wards.	Total.	Under 15 years.	15 and up- wards.	Total.		Under 5 years.	5 and under 15.	15 and up- wards.	Total.	Under 15 years.	15 and up- wards.	Total.	Under 15 years.	15 and up- wards.			Total.
1. Carbon Dioxide, Carbon Mon- oxide, Coal Gas.	-	-	7	7	-	1	1	-	-	-	8	-	-	-	-	-	-	-	-	-	-	-	8
2. Nitrous Acid,	-	-	-	-	-	1	1	-	-	-	1	-	-	-	-	-	-	-	-	-	-	-	1
3. Ammonia,	-	-	1	1	-	1	1	-	-	-	2	-	-	1	1	-	-	-	-	-	-	-	3
4. Spirits of Salts,	-	-	1	1	-	-	-	-	-	-	1	-	-	-	-	-	-	-	-	-	-	-	1
5. Prussic Acid,	-	-	1	1	-	-	-	-	-	-	1	-	-	-	-	-	-	-	-	-	-	-	1
6. Tartar Emetic,	-	-	-	-	-	1	1	-	-	-	1	-	-	-	-	-	-	-	-	-	-	-	1
7. Lead,	-	-	7	7	-	-	-	-	-	-	7	-	-	-	-	-	-	-	-	-	-	-	7
8. Methylated Alcohol,	-	-	1	1	-	-	-	-	-	-	1	-	-	-	-	-	-	-	-	-	-	-	1
9. Chloroform,	-	-	-	-	-	-	-	-	-	-	-	-	-	1	1	-	-	-	-	-	-	-	1
10. Alcohol,	-	-	3	3	-	-	-	-	-	-	3	-	-	-	-	-	-	-	-	-	-	-	3
11. Glacial Acetic Acid,	-	-	1	1	-	-	-	-	-	-	1	-	-	-	-	-	-	-	-	-	-	-	1
12. Oxalic Acid,	-	-	-	-	-	-	-	-	-	-	-	-	-	1	1	-	-	-	-	-	-	-	1
13. Carbolic Acid,	-	-	2	2	-	1	1	-	-	-	3	-	-	1	1	-	-	-	-	-	-	-	4
14. Cresylic Acid,	-	-	1	1	-	-	-	-	-	-	1	-	-	-	-	-	-	-	-	-	-	-	1
15. Opium,	-	-	-	-	-	1	1	-	-	-	1	-	-	1	1	-	-	-	-	-	-	-	2
16. Veronal,	-	-	1	1	-	-	-	-	-	-	1	-	-	-	-	-	-	-	-	-	-	-	1
17. Strychnine,	-	-	1	1	-	2	2	-	-	-	3	-	-	-	-	-	2	2	2	-	2	-	7
18. Liniment Aconite and Belladonna.	-	-	1	1	-	-	-	-	-	-	1	-	-	-	-	-	-	-	-	-	-	-	1
19. Camphor Liniment	-	-	-	-	-	-	-	-	-	-	-	-	-	1	1	-	-	-	-	-	-	-	1
20. Food,	2	-	2	4	-	-	-	-	-	-	4	3	1	1	5	-	-	-	-	-	-	-	9
21. Others, ill-defined,	-	1	-	1	-	-	-	-	-	-	1	-	-	-	-	-	-	-	-	-	-	-	1
Total,	2	1	30	33	-	8	8	-	-	-	41	3	1	7	11	-	2	2	2	-	2	15	56

AGES AT DEATH.

The following statement shows, by sexes, the mortality from all causes in Ireland during the Year 1912, at the undermentioned age-periods per 1,000 of the number of persons living at these ages.

SEXES.	Mortality from all causes per 1,000 Living at Ages—												
	All Ages.	Under 5 Years.	5—	10—	15—	20—	25—	35—	45—	55—	65—	70—	75 years and upwards
MALES, ..	16.44	34.20	3.27	2.24	4.00	5.49	6.68	9.05	14.08	27.26	38.45	56.60	122.09
FEMALES,	16.49	28.56	3.86	2.88	4.64	5.34	7.16	9.30	13.47	27.43	34.77	52.87	116.33
TOTAL,	16.46	31.42	3.56	2.55	4.31	5.42	6.93	9.18	13.78	27.35	36.54	54.51	119.08

Included in the 72,187 deaths registered in 1912, are 13,673 of children under 5 years of age, which number is equivalent to a rate of 31.42 in every 1,000 of the number living at that age. Of the deaths under 5 years of age, 7,542 were of boys and 6,131 of girls; representing respectively, 34.20 in every 1,000 boys, and 28.56 in every 1,000 girls, under the age of 5 years.

The deaths of persons aged 65 years and upwards are equivalent to 67.12 per 1,000 of the number of the living at that age, the rate for deaths at the age-period, 65-70 years, being 36.54 per 1,000; at the age-period 70-75 the rate was 54.51, and for deaths of persons aged 75 years and upwards it was 119.08 per 1,000 of the living at that age-period.

The total deaths registered include 461 of persons stated to have been aged 95 years or upwards—205 males and 256 females, including 123 (53 males and 70 females) who were returned as having been aged 100 years or upwards. Absolute verification of the ages of very old persons is not possible owing to the absence of public records for remote periods; but on secondary inquiries having been made as regards persons returned during some recent years as centenarians, it was found that the age was correctly stated, in almost every instance, so far as the Registrars could ascertain.

OCCUPATIONAL MORTALITY.

In the table on pages xlii. and xliii., as published in the Registrar-General's Yearly Summary of the Weekly Returns, the mortality in 1912 among the several social grades of the population of the Dublin Registration Area is shown.

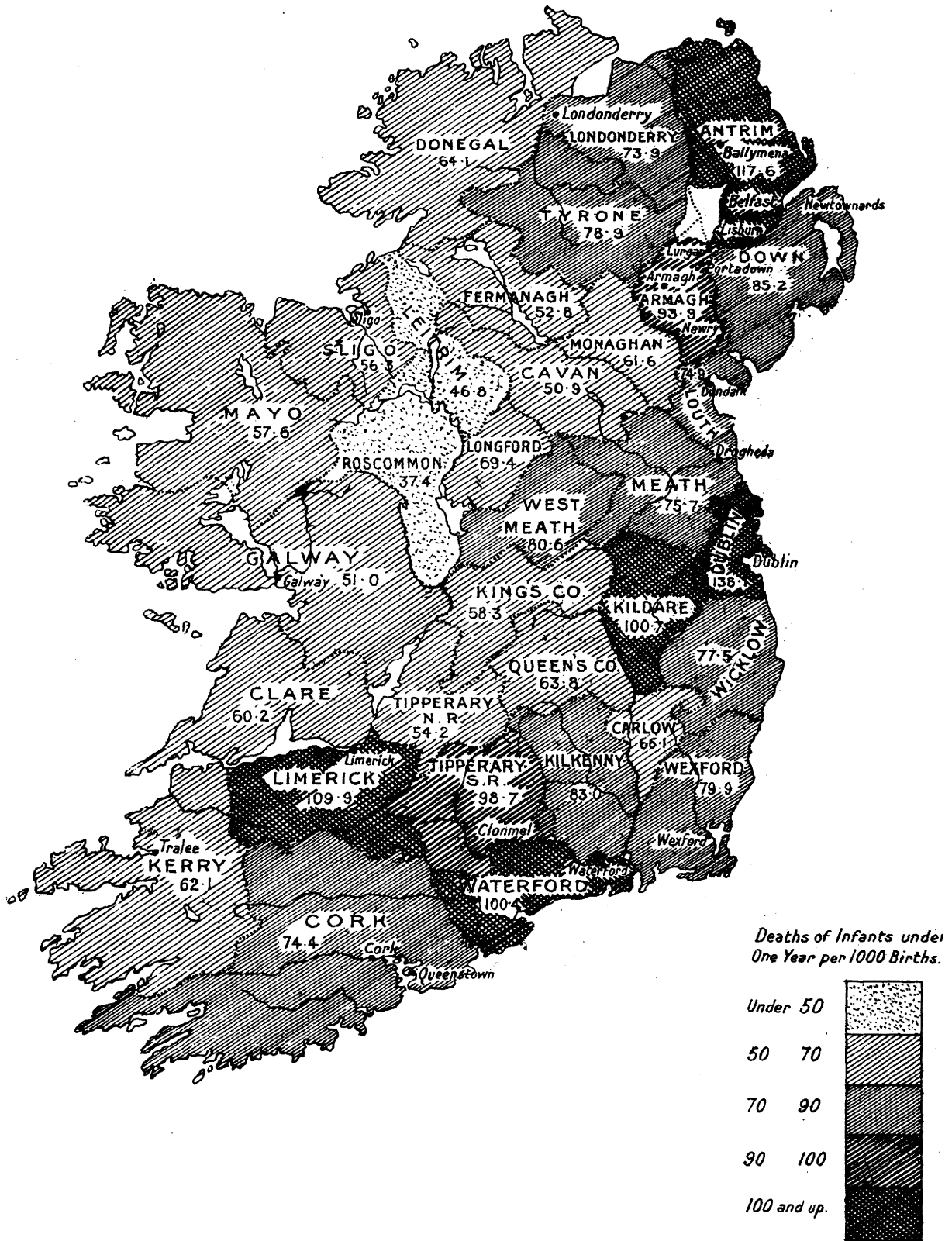
It will be seen from this table that among the families of the Professional and Independent class the annual death-rate from all causes was 16.9 per 1,000 of the population in 1911; among the Middle class it was 14.1; among the Artisan class and Petty Shopkeepers the rate was 16.7; and among the General Service class it was 21.9 per 1,000.

INFANT MORTALITY.

There were 8,727 deaths of infants under one year of age registered for the whole of Ireland; of this number, 4,991 were deaths of male infants and 3,726 were deaths of female infants. The total is equivalent to a rate of 86 per 1,000 of all births registered in the year and is 8 per cent. under the rate for 1911. In the year 1911 the infant mortality rate was 94 per 1,000 births, and the average infant mortality rate for the 10 years, 1902-11, was 95 per 1,000 births.

INFANT MORTALITY.

Map showing the number of deaths of
INFANTS UNDER ONE YEAR OF AGE
 per 1,000 Births registered in each county in Ireland
 during the Year 1912.



In England and Wales the infant mortality declined from 130 per 1,000 in the year 1911 to 95* in 1912; in Scotland the infant mortality in 1910 was 108 per 1,000, and in 1911 it was 111* per 1,000; in Ireland in 1910 and 1911 the rates were 95 and 94, respectively.

The infant mortality rate is given by sexes, in the following table for "Civic" unions, i.e., unions containing towns which, in the year 1911, had a population of 10,000 or upwards; and for the remaining unions of Ireland; the rates at certain age-periods are also given in the table.

Table showing for Ireland, for Unions containing towns which, in 1911, had a population of 10,000 inhabitants or upwards ("Civic Unions"), and for the remainder of the country, with the proportion of deaths of infants by sexes at the undermentioned ages, per 1,000 births registered in the year 1912.

AREAS.	MALES.				FEMALES.				TOTAL.			
	Under 3 months.	3-6 months.	6-12 months.	Under one year.	Under 3 months.	3-6 months.	6-12 months.	Under one year.	Under 3 months.	3-6 months.	6-12 months.	Under one year.
Total "Civic Unions."	71.7	22.8	34.9	129.4	54.3	17.0	29.1	100.4	63.2	19.9	32.1	115.2
Remainder of Ireland.	48.8	10.9	14.3	74.0	37.6	10.5	10.6	58.7	43.3	10.7	12.5	66.5
Total of Ireland.	58.1	15.7	22.7	96.5	44.4	13.2	18.1	75.7	51.4	14.5	20.5	86.4

It appears from the above that for Ireland the infant mortality rate was 86.4 per 1,000, that in the "civic" unions it was 115.2 per 1,000, and that in the remaining unions of Ireland it was 66.5 per 1,000; in the year 1911 the figures for the "civic" and remaining unions were 128.4 per 1,000, and 70.9 per 1,000 respectively. The comparison shows that there was a decrease in the mortality both in the "civic" and in the rural unions of Ireland.

The subjoined table gives the infant mortality in the Dublin Registration Area and Belfast compared with that of London, Liverpool, Edinburgh and Glasgow for a period of 10 years.

Table showing the number of deaths of infants under one year of age to every 1,000 births in the Dublin Registration Area, in the county borough of Belfast, and in London, Liverpool, Edinburgh and Glasgow, during the years 1903-1912.

AREAS.	Deaths of Infants under one Year of Age to every 1,000 Births.									
	1903.	1904.	1905.	1906.	1907.	1908.	1909.	1910.	1911.	1912.
Dublin Registration Area,	151	169	143	146	156	146	141	142	156	140
Belfast County Borough,	134	154	136	144	136	147	139	143	128	129
London,	130	145	130	131	116	113	108	103	128	90
Liverpool,	159	196	153	172	144	141	144	140	154	125
Edinburgh,	121	130	133	118	127	122	119	111	118	113
Glasgow,	144	146	131	131	130	137	133	121	139	124

It will be observed from the above that, with the exception of Belfast, the infant mortality rate for which is slightly higher for 1912 than for 1911, all the other areas show a decrease, the rate for Dublin Registration Area falling from 156 per 1,000 births in 1911 to 140 in 1912, that for London from 128 to 90; Liverpool from 154 to 125; Glasgow from 139 to 124; and Edinburgh from 118 to 113.

In the abstracts commencing on page 120 the causes of the deaths of infants are given in detail. These causes are summarised in the table which follows, in which deaths from certain causes are grouped together. The deaths are given in three groups of age-periods, namely, under 3 months, from 3 months to 6 months, and from 6 months to 12 months.

* Provisional.

Table showing for Ireland the Mortality by certain causes among infants under 12 months old, per 1,000 Births registered in the Year 1912, distinguishing between those under 3 months old, 3 months and under 6 and 6 months and under 12.

Causes of Death.		0-3 Months.	3-6 Months.	6-12 Months.	Total under One Year.
ALL CAUSES,		51·44	14·48	20·46	86·38
Common Infective Diseases.	Small-pox,	—	—	—	—
	Measles,	0·04	0·16	1·74	1·94
	Scarlet Fever,	0·02	—	0·06	0·08
	Whooping-cough,	1·36	1·09	2·09	4·54
	Diphtheria, Croup,	0·14	0·14	0·36	0·64
	Influenza,	0·20	0·14	0·16	0·50
	Chicken-pox,	0·01	0·02	—	0·03
	Diarrhœal Diseases,	3·88	2·55	2·52	8·95
Gastritis,					
Tuberculous Diseases.	Tuberculous Meningitis,	0·10	0·31	0·51	0·92
	Tuberculous Peritonitis, Tuberculous Mesenterica, and other Abdominal Tuberculoses	0·07	0·22	0·29	0·58
	Other Tuberculous Diseases,	0·20	0·29	0·48	0·97
Wasting Diseases.	Premature Birth,	27·44	2·51	1·57	31·52
	Congenital Malformations,				
	Want of Breast Milk,				
	Atrophy, Debility, Marasmus,	0·40	0·15	0·08	0·63
	Syphilis,	2·20	1·52	3·69	7·41
	Pneumonia,	0·09	0·01	—	0·10
	Erysipelas,	0·02	0·03	0·07	0·12
	Rickets,	0·55	—	—	0·55
	Injury at Birth,	—	—	—	—
	Meningitis (not Tuberculous) and Encephalitis,	0·20	0·24	0·54	0·98
	Convulsions,	6·84	1·43	1·50	9·77
	Laryngitis,	0·03	0·08	0·15	0·26
	Bronchitis,	3·98	2·63	3·03	9·64
	Absorption of Deleterious Gases	0·38	0·15	0·03	0·56
	Other Causes,	3·29	0·81	1·59	5·69

It appears from the foregoing table that the mortality rate of infants under 3 months old was 51·44 per 1,000 births registered; at 3 months of age and under 6 months it was 14·48 per 1,000; and between the ages of 6 months and one year it was 20·46 per 1,000 of all births registered.

It will be observed that of the principal causes of infant mortality more than one-third is attributed to a group—wasting diseases—which includes deaths from prematurity, congenital malformations, want of breast milk, and *atrophy, debility, and marasmus*. Diarrhœa and intestinal complaints cause an infant mortality rate of 8·95 per 1,000 births registered as compared with 20·02 in the preceding year; convulsions accounts for 9·77 deaths, bronchitis for 9·64, and pneumonia for 7·41 per 1,000 births registered. Among the common infective diseases whooping-cough is the most fatal, causing 4·54 deaths, and measles comes next, causing 1·94 deaths per 1,000 births registered. The infant mortality attributable to all forms of tuberculous disease is 2·47 per 1,000 of all births registered in Ireland during the year 1912 as compared with 3·00 in the year 1911.

A table on page xli. gives statistics for 27 town districts of Ireland and is derived from the Yearly Summaries of the Registrars' Returns for the years 1908 to 1912, inclusive. It will be seen that the infant mortality rate for the year 1912 for these districts in the aggregate was 125 per 1,000 births registered as against 135 in 1911.

The highest rate was in Limerick, namely, 152; in Clonmel, it was 142; in Dublin Registration Area, 140; in Lurgan, 134; in Newry, 133; and in Belfast, 129. In the following towns the lowest infant mortality rates were recorded:—Armagh, 53; Bray, 59; Wexford, 65; Queenstown, 73; Sligo, 74; and Kilkenny, 76.

EMIGRATION.

It would appear from the returns collected and forwarded to this Department by the Royal Irish Constabulary and the Metropolitan Police, who acted as enumerators at the several Irish seaports, that the number of emigrants (natives of Ireland) who left the ports of Ireland during the year 1912 was 29,344, of whom 15,325 were males and 14,019 females. Of the total emigrants, 3,855 were natives of the province of Leinster, 7,167 of Munster, 11,852 of Ulster, and 6,470 of Connaught.

In 1912, of the 29,344 emigrants, 7·6 per cent. were under 15 years of age, 85·9 per cent. were between 15 and 35 years old, and 6·5 per cent. were 35 years or upwards.

TABLE showing for each of the undermentioned Twenty-seven Town Districts of Ireland for the 5 Years, 1908-12, the Number of Births registered, with the Number of Deaths of Infants under One Year of Age to every 1,000 Births registered, also the Death-rate at all Ages per 1,000 of the Population for 1911 and 1912.

[The Deaths are exclusive of those occurring in Public Institutions of persons admitted, and also of Infants whose mothers were admitted from places outside the respective areas, and the rates are based on the numbers so determined.]

TOWN DISTRICTS.	1908.			1909.			1910.			1911.				1912.			
	Total Number of Births.	Deaths under One Year of Age.		Total Number of Births.	Deaths under One Year of Age.		Total Number of Births.	Deaths under One Year of Age.		Total Number of Births.	Deaths under One Year of Age.		Death-rate at all Ages per 1,000 of the Population.	Total Number of Births.	Deaths under One Year of Age.		Death-rate at all Ages per 1,000 of the Population.
		Total Number.	No. in every 1,000 Births.		Total Number.	No. in every 1,000 Births.		Total Number.	No. in every 1,000 Births.		Total Number.	No. in every 1,000 Births.			Total Number.	No. in every 1,000 Births.	
Total of 27 Town Districts.	33,646	4,683	139	32,746	4,267	130	32,745	4,298	131	32,748	4,410	135	18.7	31,847	3,978	125	18.6
Dublin Registration Area*	11,500	1,683	146	11,407	1,605	141	11,397	1,613	142	11,378	1,780	156	21.7	10,980	1,533	140	20.5
Belfast,*	11,490	1,692	147	10,900	1,510	139	10,888	1,558	143	10,984	1,409	128	17.2	10,884	1,408	129	18.1
Cork,	2,084	281	135	2,000	251	126	1,965	189	96	1,992	277	139	21.2	1,903	204	107	19.1
Londonderry,*	1,114	141	127	1,067	121	113	1,129	125	111	1,068	131	123	17.0	1,000	84	84	15.2
Limerick,	1,071	135	126	1,010	117	116	1,003	125	125	1,053	115	109	16.7	976	148	152	20.6
Waterford,	728	94	129	688	103	150	744	92	124	683	107	157	17.2	667	83	124	18.0
Galway,	337	46	136	364	34	93	356	38	107	373	27	72	15.3	347	32	92	19.2
Dundalk,	345	27	78	352	39	111	346	26	75	324	32	99	15.8	390	45	115	19.4
Lurgan,	371	39	105	311	26	84	347	31	89	338	34	101	16.9	313	42	134	17.8
Drogheda,	313	27	86	268	24	90	283	32	113	277	25	90	13.7	302	24	79	14.8
Lisburn,	319	45	141	361	43	119	306	32	105	327	37	113	16.5	286	28	98	16.0
Newry,	274	25	91	294	30	102	284	26	92	300	31	103	18.8	285	38	133	18.1
Portadown,	336	43	128	365	26	71	331	36	109	360	34	94	13.8	343	32	93	12.8
Wexford,	376	63	168	341	43	126	333	43	129	348	58	167	18.4	325	21	65	17.3
Ballymena,	299	27	90	306	38	124	308	33	107	308	38	123	19.1	270	31	115	16.7
Sligo,	259	33	127	268	27	101	266	20	75	249	29	116	16.1	271	20	74	14.8
Kilkenny,	262	28	107	277	43	155	296	41	139	239	28	117	21.7	236	18	76	19.0
Tralee,	339	55	162	313	22	70	319	37	116	289	25	87	15.3	277	22	79	13.4
Clonmel,	263	31	118	231	18	78	233	34	146	254	25	98	14.6	219	31	142	16.3
Newtownards,	265	31	117	273	40	147	288	37	128	242	46	190	19.0	250	20	80	18.4
Queenstown,	205	20	98	213	22	103	212	17	80	204	21	103	15.0	205	15	73	11.9
Larne,	219	17	78	220	11	50	214	18	84	234	26	111	18.7	251	23	92	15.6
Coleraine,	212	27	127	214	21	98	198	20	101	202	23	114	14.4	192	18	94	16.6
Bangor,	149	18	121	166	10	60	179	19	106	156	8	51	11.3	170	10	59	12.5
Bray,	158	21	133	168	14	83	156	19	122	161	11	68	11.4	144	15	104	13.5
Athlone,	168	16	95	197	8	41	195	22	113	244	13	53	15.7	190	24	126	17.7
Armagh,	190	18	95	172	21	122	169	15	89	161	20	124	13.5	171	9	53	13.1

TABLE VII.—Showing, in FIVE GENERAL CLASSES and EIGHTEEN GROUPS, the OCCUPATIONS or SOCIAL POSITION (52 weeks), the Annual Death Rate represented by the Deaths registered; the Number of Deaths at each Number of

Class.	OCCUPATION OR SOCIAL POSITION. [The 31,318 persons returned under the head "Unspecified" in Table 73 of the General Report on the Census have been distributed <i>pro rata</i> among the several groups to which they most probably belonged.]	Population in each Class and Group in 1911.	REGISTRATION OF DEATHS										
			Annual Death Rate per 1,000 of the Population in 1911.	Total Number of Deaths.	AGES.							CAUSES	
					Under 5 years.	5 and under 15.	15 and under 25.	25 and under 45.	45 and under 65.	65 and under 75.	75 and upwards.	Enteric Fever.	Typhus.
	ALL PERSONS, ..	397,957	21·9	8,728	2,673	429	435	1,395	1,930	1,132	734	52	3
	CLASSES.												
I.	Deaths in Families of the— PROFESSIONAL AND IN- DEPENDENT CLASS.	14,658	16·9	247	12	1	4	15	61	67	87	1	—
II.	MIDDLE CLASS, ..	101,798	14·1	1,437	240	70	94	240	362	218	213	14	1
III.	ARTISAN CLASS AND PETTY SHOPKEEPERS.	108,420	16·7	1,813	529	101	99	318	437	218	111	12	1
IV.	GENERAL SERVICE CLASS,	167,479	21·9	3,666	1,622	226	181	528	628	306	175	23	1
V.	INMATES OF WORKHOUSES,	5,602	—	1,565	270	31	57	294	442	323	148	2	—
I.	PROFESSIONAL AND IN- DEPENDENT CLASS.												
	1. Clerical, Medical, Legal, and other Professions ; Naval and Military Officers, and Heads of Public Departments,	7,868	23·1	182	10	1	3	13	47	49	59	1	—
	2. Merchants and Manufac- turers, Higher Class,	1,347	1·5	2	1	—	—	1	—	—	—	—	—
	3. Persons of Rank, and Property, not other- wise described, ..	5,443	11·6	63	1	—	1	1	14	18	28	—	—
II.	MIDDLE CLASS.												
	4. General Body of Officials —Civil Service, Bank- ing, &c., ..	9,523	13·5	129	20	3	4	17	28	25	32	2	—
	5. Traders (except Petty Shopkeepers), Busi- ness Managers, &c., ..	25,199	14·1	355	64	14	5	63	114	57	38	4	—
	6. Clerks and Commercial Assistants, ..	33,249	12·9	428	113	15	47	93	88	50	22	6	—
	7. Miscellaneous—includ- ing all Householders in Second Class Loca- lities, not included in above, ..	33,827	15·5	525	43	38	38	67	132	86	121	2	1
III.	ARTISAN CLASS AND PETTY SHOPKEEPERS.												
	8. Working Engineers, En- gravers, Printers, Watchmakers, and Jewellers, ..	11,777	16·0	188	74	16	13	33	30	13	9	2	—
	9. Building and Furnish- ing Trades, ..	28,823	16·1	464	175	29	19	68	111	45	17	3	—
	10. Clothing Trades, ..	20,026	12·8	256	58	7	16	52	60	43	20	2	—
	11. Food Supply Trades,	8,952	14·6	131	43	8	4	29	30	14	3	1	—
	12. Other Trades and Call- ings ranking with Trades, ..	32,070	20·3	651	152	33	40	114	181	80	51	3	1
	13. Petty Shopkeepers,	6,772	18·2	123	27	8	7	22	25	23	11	1	—
IV.	GENERAL SERVICE CLASS.												
	14. Army, Police, Postal Delivery, and Prison Services, &c., ..	12,977	17·2	223	75	14	5	30	45	24	30	—	—
	15. Domestic Servants, ..	36,041	9·7	350	72	6	41	81	74	39	37	9	1
	16. Coach and Car Drivers, Vanmen, &c., ..	15,380	22·5	346	145	10	18	64	63	32	14	1	—
	17. Hawkers, Porters, Labourers, &c.	103,081	26·6	2,747	1,330	196	117	353	446	211	94	13	—
V.	INMATES OF WORKHOUSES.												
	18. Workhouse Inmates,	5,602	—	1,565	270	31	57	294	442	323	148	2	—

of the PERSONS whose DEATHS were registered in the Dublin Registration Area during the Year 1912 of Seven Periods of Life, and the Number from some of the Principal Causes of Death; also the Uncertified Deaths.

YEAR 1912 (52 WEEKS).																
OF DEATH.																
Small-pox.	Measles.	Scarlet Fever.	Whooping-cough.	Diphtheria.	Dysentery.	TUBERCULOUS DISEASE.		Cancer.	Convulsions.	DISEASES OF THE RESPIRATORY SYSTEM.		Diarrhoea and Enteritis of children under 2 years of age.	Diarrhoea, 2 years of age and upwards.	Violence.	Other Causes.	Number of Uncertified Deaths.
						Phthisis.	Other Forms.			Pneumonia.	Other.					
-	280	68	94	110	4	1,065	375	470	208	806	1,160	235	15	185	3,598	278
-	1	1	-	3	-	6	-	32	-	17	29	2	-	2	153	5
-	18	9	4	27	2	153	43	120	16	113	121	13	1	33	749	30
-	50	19	27	30	1	247	72	101	42	176	232	38	4	31	730	74
-	205	37	57	50	1	374	155	135	148	436	455	122	8	111	1,348	169
-	6	2	6	-	-	285	105	82	2	64	323	60	2	8	618	-
-	-	1	-	2	-	5	-	23	-	11	25	2	-	2	110	5
-	-	-	-	-	-	-	-	-	-	1	-	-	-	-	1	-
-	1	-	-	1	-	1	-	9	-	5	4	-	-	-	42	-
-	-	1	-	1	-	14	4	10	2	8	9	-	-	3	75	2
-	3	1	1	8	-	27	8	21	4	37	24	4	-	6	207	5
-	10	5	3	9	1	61	17	21	8	33	37	7	-	9	201	15
-	5	2	-	9	1	51	14	68	2	35	51	2	1	15	266	8
-	3	2	3	4	-	28	13	9	6	18	22	4	-	5	69	6
-	20	9	7	9	1	57	20	29	9	60	61	12	3	6	158	22
-	7	3	4	2	-	40	9	18	3	14	38	3	-	1	112	9
-	5	-	4	2	-	15	6	10	3	18	17	3	-	2	45	6
-	14	5	7	11	-	89	18	31	18	59	77	11	1	13	293	23
-	1	-	2	2	-	18	6	4	3	7	17	5	-	4	53	8
-	8	4	-	8	-	12	9	10	4	23	25	8	1	9	102	8
-	5	2	2	3	-	48	18	19	9	25	25	10	-	5	169	12
-	15	1	4	3	-	36	12	12	12	55	43	5	-	13	134	14
-	177	30	51	36	1	278	116	94	123	333	362	99	7	84	943	135
-	6	2	6	-	-	285	105	82	2	64	323	60	2	8	618	-

PRICES OF PROVISIONS, AND PAUPERISM.

The average price of the 4 lb. loaf (1st quality, delivered) in Dublin in the year 1912 was $6\frac{1}{2}d.$, the average price in the year 1911 being $6d.$ * Oatmeal (1st quality) averaged $15s. 2d.$ per cwt. in Dublin, the average price for 1911 being $13s. 8d.$; the average prices of potatoes in Dublin ranged from $3s. 7d.$ to $4s. 2d.$ per cwt., as against $3s. 4d.$ to $3s. 11d.$ in 1911; and those of beef from $57s. 6d.$ to $64s. 6d.$ † per cwt., as compared with $54s. 6d.$ to $59s. 6d.$ in 1911.

TABLE XVII.—AVERAGE PRICES in DUBLIN OF BREAD, OATMEAL, POTATOES, and BEEF, during the years 1902–1912, and the AVERAGE NUMBER OF PERSONS IN IRELAND receiving IN-DOOR and OUT-DOOR RELIEF on Saturdays in those years; also the AVERAGE PRICES of PROVISIONS, and the AVERAGE NUMBER OF PERSONS in RECEIPT OF RELIEF during each quarter of the year 1912.

YEAR.	Average PRICES OF PROVISIONS.						PAUPERISM.	
	BREAD, 4 lb. Loaf.*	OATMEAL (Corn Exchange), per Cwt. (1st quality).	POTATOES (at Potato Market), per Cwt.		BEEF (at the Dublin Cattle Market), per Cwt.		Average NUMBER OF PERSONS RELIEVED.‡	
			In-door.	Out-door.				
	<i>d.</i>	<i>s. d.</i>	<i>s. d.</i>	<i>s. d.</i>	<i>s. d.</i>	<i>s. d.</i>		
1902,	5½	14 10	2 8 to 3 5	55 6 to 59 6	43,132	57,921		
1903,	5½	14 10	3 6 " 4 3	53 6 " 58 0	43,523	56,967		
1904,	5½	14 6	3 4 " 4 1	49 6 " 57 0	43,593	56,424		
1905,	6	14 6	2 7 " 3 2	48 6 " 54 6	44,081	\$57,916		
1906,	5½	14 6	2 10 " 3 3	50 6 " 55 0	44,461	57,041		
1907,	5½	14 7	4 0 " 4 6	52 0 " 56 6	44,208	56,556		
1908,	6	15 0	3 4 " 3 10	51 6 " 57 0	44,920	\$56,870		
1909,	6½	14 4	2 8 " 3 3	54 6 " 59 6	42,875	55,705		
1910,	6	13 11	3 3 " 3 9	54 6 " 61 0	41,623	54,659		
1911,	6	13 8	3 4 " 3 11	54 6 " 59 6	38,465	39,459		
1912,	6½	15 2	3 7 " 4 2	57 6 " 64 6†	37,651	40,168		
1st Quarter, 1912,...	6	13 6	3 5 to 3 11	61 0 to 66 6	40,443	40,911		
2nd " " ..	6½	15 0	3 4 " 4 5	64 6 " 69 6	37,184	40,355		
3rd " " ..	6½	16 0	3 4 " 3 9	— " —	35,412	39,698		
4th " " ..	6½	16 0	4 2 " 4 7	46 6 " 57 6	37,565	39,706		

*Prices derived from returns received from Messrs. Bolands, Limited, and Messrs. Johnston, Mooney and O'Brien, Limited.

†Average prices of beef for three quarters. The markets were closed during the greater part of the quarter ended 28th September.

‡Compiled from Returns furnished by the Local Government Board.

§Not including those relieved by means of works devised for the relief of distress, viz. :—an average of 3,180 in First Quarter, 13,656 in Second Quarter and 2,048 in Third Quarter of 1905, and an average of 1,062 in First Quarter, 7,199 in Second Quarter, and 2,645 in Third Quarter of 1908.

It appears from the foregoing table that in the year 1905 the prices of beef were lowest, when the average ranged from $48s. 6d.$ to $54s. 6d.$ per cwt.; in the years 1902, 1903 and 1906 bread was cheapest, when the average price (1st quality delivered) was $5\frac{1}{2}d.$ per 4 lb. loaf. Oatmeal (1st quality) was cheapest in 1911, in which year the average price was $13s. 8d.$ per cwt.; and potatoes in 1905, when the average range of prices was from $2s. 7d.$ to $3s. 2d.$ per cwt. The highest price of bread was in the year 1912, when the 4 lb. loaf averaged $6\frac{1}{2}d.$, and in the same year the price of oatmeal was highest, viz., $15s. 2d.$ per cwt. The highest rate for potatoes was from $4s. 0d.$ to $4s. 6d.$ per cwt. in 1907, and for beef from $55s. 6d.$ to $59s. 6d.$ per cwt. in 1902. For the three quarters of 1912, however, the price of beef ranged from $57s. 6d.$ to $64s. 6d.$

I desire to express my thanks to the Commissioners of the Local Government Board for Ireland for having kindly furnished me with the returns contained in this Report relating to Pauperism in Ireland. It would appear from these returns (see Table XVII.) that the average number of workhouse inmates in Ireland on Saturdays during the year 1912 was 37,651, being 814 below the average for the preceding year; and that the average number of persons receiving out-door relief was 40,168, or, 709 above the the corresponding number for 1911.

THE WEATHER.

The information which follows and also that given on pages 151-173 is presented, as heretofore, through the kind permission of the Editors of the "Dublin Journal of Medical Science," having been extracted from returns of Meteorological Observations taken in the City of Dublin by Sir John W. Moore, M.A., M.D., D.P.H., DUB.; D.SC., OXON.; F.R.C.P.I., F.R.MET. SOC., D.L. Hon. Physician in Ordinary to His Majesty the King in Ireland; and published in the Journal during the years 1912-1913. The tables on pages 174-175 have also been compiled from Sir John Moore's observations.

The mean Atmospheric Pressure has been obtained from daily readings of the barometer at 9 A.M. and 9 P.M., corrected and reduced to 32° Fahrenheit at the mean sea level. The Mean Temperature values have been deduced from the daily maximal and minimal readings of the thermometer in the shade. The Rainfall is that measured daily at 9 A.M. A *rainy day* is one on which at least .01 inch of rain falls within the twenty-four hours from 9 A.M. to 9 A.M.

The *Mean Height of the Barometer* during the year 1912 was 29.859 inches. The highest observed reading was 30.636 inches at 9 P.M. on October 4th. The lowest observed reading was 28.714 inches, at 4 P.M. on February 8th. The extreme range of atmospheric pressure was 1.922 inches, as compared with 2.072 inches in 1911.

The *Mean Temperature* of the air for the year was 49.8°. The highest reading was 73.1° on July 15th, and the lowest reading was 23.8° on February 3rd. The average mean temperature for the years 1892-1911, was 50.1°.

Rain fell on 208 days, including snow or sleet on 7 days and hail on 15 days. The average annual number of rainy days in the years 1892-1911, was 199.3. The total rainfall measured 27.649 inches, compared with an average of 27.296 inches in the twenty years, 1892-1911. During the first half of 1912 (January to June, inclusive) the rainfall was 13.756 inches on 110 days; during the second half (July to December, inclusive) 13.893 inches fell on 98 days.

Before concluding I wish to express my appreciation of the valuable assistance rendered in the preparation of this Report by Dr. Ninian M. Falkiner, Superintendent of the Statistics Branch of this Department.

Under his supervision the tabulation of the several entries in the Registers has been conducted and the classification made with the utmost care and skill.

I have the honour to be,

Your Excellency's faithful Servant,

WILLIAM J. THOMPSON,

Registrar-General.

GENERAL REGISTER OFFICE,

CHARLEMONT HOUSE,

DUBLIN, 26th June, 1913

ANNUAL ABSTRACTS
OF
MARRIAGES, BIRTHS AND DEATHS,
1912.

Registration of Marriages, Births and Deaths, Ireland.

MARRIAGES, BIRTHS and DEATHS in each Province and County in Ireland registered in the year 1912.

PROVINCES AND COUNTIES.	AREA in Statute Acres, exclusive of the larger Rivers, Lakes, and Tideways.	Popula- tion, 1911.	TOTAL.			BIRTHS.				DEATHS.		Excess of Births over Deaths.
			MARRIAGES.	BIRTHS.	DEATHS.	Including Illegitimate Births.		Illegitimate Births.		Males.	Females.	
						Males.	Females.	Males.	Females.			
IRELAND,	20,371,125	4,390,219	23,283	101,035	72,187	51,700	49,335	1,422	1,425	35,986	36,201	23,848
PROVINCES.												
No. I. LEINSTER,	4,847,731	1,162,044	6,632	26,991	20,946	13,828	13,163	382	408	10,616	10,330	6,045
II. MUNSTER,	5,963,557	1,035,495	4,985	23,196	15,857	11,956	11,240	265	267	8,034	7,823	7,339
III. ULSTER,	5,331,626	1,581,096	9,074	37,403	26,934	19,092	18,311	736	698	13,039	13,895	10,469
IV. CONNAUGHT,	4,228,211	610,984	2,592	13,445	8,450	6,824	6,621	39	52	4,297	4,153	4,995
I.—PROVINCE OF LEINSTER.—MARRIAGES, BIRTHS AND DEATHS, 1912—COUNTIES.												
1 CARLOW,	221,485	36,252	174	771	615	407	364	13	14	304	311	156
2 DUBLIN,	218,873	172,394	969	2,980	2,656	1,500	1,480	17	27	1,287	1,369	324
3 DUBLIN CO. BOROUGH,	7,911	304,902	2,424	9,559	7,206	4,872	4,687	183	184	3,635	3,571	2,353
4 KILDARE,	418,645	66,627	306	1,520	951	788	732	16	22	494	457	569
5 KILKENNY,	509,458	74,962	354	1,591	1,323	839	752	17	27	664	659	268
6 KING'S, ..	493,263	56,832	288	1,132	919	585	547	8	8	491	428	213
7 LONGFORD,	257,770	43,820	238	879	705	441	438	3	6	346	359	174
8 LOUTH, ..	202,181	63,665	296	1,481	1,005	768	713	22	21	514	491	476
9 MEATH, ..	577,735	65,091	296	1,348	1,036	714	634	17	10	565	471	312
10 QUEEN'S,	424,838	54,629	223	1,112	900	560	552	4	6	452	448	312
11 WESTMEATH,	434,665	59,986	294	1,229	951	641	588	20	12	490	461	278
12 WEXFORD,	560,950	102,273	475	2,215	1,768	1,076	1,139	44	56	876	892	447
13 WICKLOW,	499,957	60,711	295	1,174	911	637	537	18	15	498	413	263
II.—PROVINCE OF MUNSTER.—MARRIAGES, BIRTHS AND DEATHS, 1912—COUNTIES.												
14 CLARE, ..	788,337	104,232	396	2,075	1,442	1,080	995	14	16	761	681	633
15 CORK CO. AND CO. BOROUGH,	1,843,716	392,104	1,956	8,789	6,009	4,496	4,293	88	93	3,002	3,007	2,780
16 KERRY, ..	1,161,752	169,691	699	3,751	1,948	1,983	1,768	30	23	1,021	927	1,803
17 LIMERICK CO. AND CO. BOROUGH,	663,959	143,069	782	3,458	2,556	1,791	1,667	58	43	1,279	1,277	902
18 TIPPERARY, N.E.,	493,266	62,881	352	1,274	930	656	618	13	8	477	453	344
19 TIPPERARY, S.E.,	558,038	89,552	400	2,006	1,527	997	1,009	34	45	778	749	479
20 WATERFORD CO. AND CO. BOROUGH,	454,489	83,966	400	1,843	1,445	953	890	28	39	716	729	398
III.—PROVINCE OF ULSTER.—MARRIAGES, BIRTHS AND DEATHS, 1912—COUNTIES.												
21 ANTRIM,	702,655	193,864	1,023	4,391	3,168	2,279	2,112	138	117	1,539	1,629	1,223
22 ARMAGH,	312,773	120,291	634	2,706	2,251	1,351	1,355	41	54	1,065	1,186	455
23 BELFAST CO. BOROUGH,	14,937	386,947	3,008	11,036	7,121	5,597	5,439	247	229	3,482	3,639	3,915
24 CAVAN, ..	467,025	91,173	536	1,967	1,292	939	928	17	16	486	444	575
25 DONEGAL,	1,193,841	166,587	795	3,774	2,654	1,904	1,870	34	41	1,386	1,394	1,120
26 DOWN, ..	608,861	204,303	1,003	4,542	3,318	2,317	2,225	86	91	1,555	1,763	1,224
27 FERMANAGH,	417,912	61,836	294	1,288	984	656	632	18	12	489	495	304
28 LONDONDERRY, CO. AND CO. BOROUGH,	515,269	140,625	787	3,181	2,342	1,664	1,517	70	60	1,106	1,236	839
29 MONAGHAN,	318,990	71,455	344	1,441	1,290	759	702	11	15	441	449	171
30 TYRONE,	779,563	142,665	720	3,157	2,514	1,626	1,531	74	63	1,246	1,268	643
IV.—PROVINCE OF CONNAUGHT.—MARRIAGES, BIRTHS AND DEATHS 1912—COUNTIES.												
31 GALWAY,	1,467,850	182,224	723	4,114	2,503	2,078	2,036	11	21	1,304	1,199	1,611
32 LEITRIM,	376,510	63,582	311	1,238	870	633	605	2	7	418	452	368
33 MAYO, ..	1,333,356	192,177	770	4,615	2,603	2,326	2,289	14	11	1,332	1,271	2,012
34 ROSCOMMON,	608,290	93,956	448	1,792	1,309	905	887	3	8	662	647	483
35 SLIGO, ..	442,205	79,045	340	1,686	1,165	882	804	9	5	581	584	521

MARRIAGES, BIRTHS and DEATHS registered in the Year 1912

I—PROVINCE OF LEINSTER.—MARRIAGES, BIRTHS AND DEATHS, 1912.

SUPERINTENDENT REGISTRARS' DISTRICTS, ARRANGED BY COUNTIES.*

Wherever the minus sign (—) is prefixed to the numbers given in the column headed "Excess of Births over Deaths," it denotes that the births, instead of exceeding the deaths, were, in fact, less than the deaths to the extent stated.

SUPERINTENDENT REGISTRARS' DISTRICTS.	AREA in Statute Acres.	Popula- tion, 1911.	TOTAL			BIRTHS				DEATHS.		Excess of Births over Deaths.	
			MARRIAGES.	BIRTHS.	DEATHS.	Including Illegitimate Births.		Illegitimate Births.		Males.	Females.		
						Males.	Females.	Males.	Females.				
1. Carlow Co.													
No. 1	BALTINGLASS, part of.	33,404	4,324	11	82	73	37	45	1	3	36	37	9
2	CARLOW, part of.	162,968	28,695	146	619	483	330	289	12	11	237	246	136
3	NEW ROSS, part of.	25,113	3,233	17	70	59	40	30	—	—	31	28	11
2. Dublin Co.													
4	BALROTHERY,	84,072	19,232	62	367	337	183	184	3	7	170	167	30
5	CELBRIDGE, part of.	26,237	5,175	37	108	63	59	49	—	1	37	26	45
6	DUBLIN, NORTH, part of.	36,275	18,011	71	272	176	134	138	—	2	92	84	96
7	DUBLIN, SOUTH, part of.	45,294	83,383	535	1,422	1,364	707	715	3	4	641	723	58
8	RATHDOWN, part of.	26,995	46,593	264	811	716	417	394	11	13	347	369	95
3. Dublin Co. Borough.													
9	DUBLIN, NORTH, part of.	4,815	161,551	1,283	5,323	3,505	2,667	2,656	72	92	1,729	1,776	1,818
10	DUBLIN, SOUTH, part of.	3,096	143,251	1,141	4,236	3,701	2,205	2,031	111	92	1,906	1,795	535
4. Kildare Co.													
11	ATHY, part of, ..	113,286	15,718	69	406	235	223	183	7	12	141	94	171
12	BALTINGLASS, part of.	17,175	1,843	13	37	23	20	17	—	—	14	9	14
13	CELBRIDGE, part of.	53,701	8,988	27	179	143	98	81	1	2	72	71	36
14	EDENDERRY, part of.	69,419	5,192	20	116	87	58	58	1	1	41	46	29
15	NAAS, part of, ..	165,064	34,881	177	782	463	389	393	7	7	226	237	319
5. Kilkenny Co.													
16	CALLAN, part of,	62,167	7,826	36	192	150	98	94	1	3	68	82	42
17	CARRICK-ON-SUIR, part of.	32,096	4,176	9	76	51	42	34	2	1	25	26	25
18	CASTLECOMER, ..	57,866	9,377	44	243	188	124	119	4	6	94	94	55
19	KILKENNY, ..	110,989	23,001	121	457	413	237	220	7	6	223	190	44
20	NEW ROSS, part of,	28,321	3,266	8	56	41	27	29	1	—	20	21	15
21	THOMASTOWN, ..	107,641	12,594	56	261	239	134	117	1	8	113	126	12
22	URLINGFORD, part of.	53,001	5,646	30	127	97	73	54	1	2	47	50	30
23	WATERFORD, part of.	57,377	9,076	50	189	144	104	85	—	1	74	70	45
6. King's Co.													
24	BIRR, part of, ..	193,244	21,404	111	417	325	213	204	1	2	172	153	92
25	EDENDERRY, part of.	81,061	7,341	23	146	145	79	67	—	2	87	58	1
26	MOUNTMELICK, part of.	24,548	2,750	14	60	52	30	30	—	—	26	26	8
27	RÓSCREA, part of,	55,565	5,497	19	105	75	51	54	2	—	41	34	30
28	TULLAMORE, part of.	138,345	19,840	121	404	322	212	192	5	4	165	157	82
7. Longford Co.													
29	BALLYMAHON, part of.	69,733	8,684	36	167	143	87	80	1	1	71	72	24
30	GRANARD, part of,	77,964	14,012	66	271	229	135	136	1	3	104	125	42
31	LONGFORD, ..	110,073	21,124	136	441	333	219	222	1	2	171	162	108
8. Louth Co.													
32	ARDEE, part of, ..	65,909	10,924	36	222	158	108	114	3	10	89	69	64
33	DROGHEDA, part of,	41,858	18,812	113	416	287	214	202	8	3	142	145	129
34	DUNDALK,	94,414	33,929	147	843	560	446	397	11	8	283	277	283

* The Superintendent Registrars' Districts, 158 in number, are conterminous with the Poor Law Unions of the same names. For the total numbers in each of those Unions which extend into more than one County and for the Index numbers of those Unions in this Abstract, see pages 9-11.

I.—PROVINCE OF LEINSTER.—MARRIAGES, BIRTHS AND DEATHS, 1912.

SUPERINTENDENT REGISTRARS' DISTRICTS, by counties.—*continued.*

SUPERINTENDENT REGISTRARS' DISTRICTS.	AREA in Statute Acres.	Popula- tion, 1911.	TOTAL.			BIRTHS.				DEATHS.		Excess of Births over Deaths.
			MARRIAGES.	BIRTHS.	DEATHS.	Including Illegitimate Births.		Illegitimate Births.		Males.	Females.	
						Males.	Females.	Males.	Females.			
9. Meath Co.												
No. 35 ARDEE, part of, ..	30,309	2,857	7	59	39	32	27	-	1	26	13	20
36 DROGHEDA, part of,	57,148	6,167	23	114	72	54	60	-	-	36	36	42
37 DUNSHAUGHLIN,	106,822	8,085	40	155	128	87	68	4	2	66	62	27
38 EDENDERRY, part of,	21,914	1,966	12	47	34	23	24	-	-	12	22	13
39 KELLS, ..	103,426	13,271	72	276	174	142	134	2	1	100	74	102
40 NAVAN, ..	94,474	14,330	58	310	239	169	141	6	1	128	111	71
41 OLDCASTLE, part of,	44,122	5,174	27	96	117	55	41	3	3	66	51	-21
42 TRIM, ..	119,520	13,241	57	291	233	152	139	2	2	131	102	58
10. Queen's Co.												
43 ABBEYLEIX, ..	127,009	15,935	75	335	251	157	178	-	2	127	124	84
44 ATHY, part of, ..	48,037	5,631	14	131	71	60	71	-	1	41	30	60
45 CARLOW, part of,	37,030	4,215	15	85	57	39	46	-	-	24	33	28
46 MOUNTMELICK, part of,	176,160	25,136	106	504	466	270	234	4	3	241	225	38
47 ROSCREA, part of,	36,602	3,712	13	57	55	34	23	-	-	19	36	2
11. Westmeath Co.												
48 ATHLONE, part of,	68,314	16,822	100	369	273	175	194	7	2	145	128	96
49 BALLYMAHON, part of,	30,409	3,069	21	48	49	26	22	-	-	29	20	-1
50 DELVIN, ..	74,328	7,864	38	144	113	82	62	5	5	55	58	31
51 GRANARD, part of,	36,463	3,391	6	67	54	35	32	1	-	31	23	13
52 MULLINGAR, ..	208,601	26,758	115	565	439	308	257	7	5	222	217	126
53 TULLAMORE, part of,	16,550	2,082	14	36	23	15	21	-	-	8	15	13
12. Wexford Co.												
54 ENNISCORTHY, ..	193,396	31,304	145	675	528	331	344	15	17	258	270	147
55 GOREY, ..	130,109	16,095	63	329	253	151	178	6	5	121	132	76
56 NEW ROSS, part of,	124,398	22,133	108	470	446	244	226	12	16	220	226	24
57 WEXFORD, ..	133,047	32,691	159	741	541	350	391	11	18	277	264	200
13. Wicklow Co.												
58 BALTINGLASS, part of,	103,806	8,935	54	158	160	78	80	2	3	100	60	-2
59 NAAS, part of, ..	51,087	3,105	8	54	47	30	24	-	-	27	20	7
60 RATHDOWN, part of,	34,503	13,141	67	233	160	130	103	2	2	81	79	73
61 RATHDRUM, ..	227,487	26,912	119	560	421	308	257	12	6	219	202	139
62 SHILLELAGH, ..	83,074	8,618	47	169	123	96	73	2	4	71	52	46

II.—PROVINCE OF MUNSTER.—MARRIAGES, BIRTHS AND DEATHS, 1912.

SUPERINTENDENT REGISTRARS' DISTRICTS, by counties.

14. Clare Co.												
63 BALLYVAGHAN,	71,658	3,651	12	71	46	40	31	-	1	20	26	25
64 CORROFIN, ..	61,382	4,483	17	89	58	48	41	-	-	34	24	31
65 ENNIS, ..	113,839	19,523	77	413	285	223	190	6	1	136	149	128
66 ENNISTIMON, ..	99,619	16,882	41	315	210	151	164	2	5	120	90	105
67 KILLADYSERT, ..	62,618	8,216	27	180	121	91	89	1	-	68	53	59
68 KILRUSH, ..	137,501	25,647	128	505	374	253	252	3	5	191	183	131
69 LIMERICK, part of,	68,659	7,138	33	140	85	69	71	1	1	41	44	55
70 SCARRIFF, ..	173,061	18,692	61	362	263	205	157	1	3	151	112	99

II.—PROVINCE OF MUNSTER.—MARRIAGES, BIRTHS AND DEATHS, 1912.

SUPERINTENDENT REGISTRARS' DISTRICTS, by counties.—*continued.*

SUPERINTENDENT REGISTRARS' DISTRICTS.	AREA in Statute Acres.	Popula- tion, 1911.	TOTAL			BIRTHS.				DEATHS.		Excess of Births over Deaths.
			MARRIAGES.	BIRTHS.	DEATHS.	Including Illegitimate Births.		Illegitimate Births.		Males.	Females.	
						Males.	Females.	Males.	Females.			
15. Cork Co. and Co. Borough.												
No. 71 BANDON, ..	101,483	16,888	81	358	212	170	188	2	2	110	102	146
72 BANTRY, ..	107,285	12,733	63	274	144	139	135	1	1	84	60	130
73 CASTLETOWN, ..	74,320	10,393	42	277	122	148	129	1	-	57	65	155
74 CLONAKILTY, ..	81,015	17,628	86	385	273	204	181	2	2	125	148	112
75 CORK, ..	170,521	134,458	819	3,114	2,448	1,593	1,521	45	43	1,197	1,251	666
76 DUNMANWAY, ..	103,921	12,273	38	299	152	150	149	-	1	92	60	147
77 FERMOY, ..	148,331	22,833	115	508	307	262	246	3	6	158	149	201
78 KANTURK, ..	185,657	22,299	127	529	320	260	269	2	4	145	175	209
79 KILMALLOCK, part of,	19,388	3,990	13	101	68	54	47	-	-	36	32	33
80 KINSALE, ..	80,160	15,661	72	275	224	146	129	1	2	116	108	51
81 MACROOM, ..	179,154	21,418	91	477	261	249	228	4	2	135	126	216
82 MALLOW, ..	149,715	21,216	82	487	297	248	239	7	5	153	144	190
83 MIDDLETON, ..	109,383	19,622	99	396	268	200	196	6	8	138	130	128
84 MILLSTREET, ..	74,939	10,180	30	262	144	148	114	6	2	70	74	118
85 MITCHELSTOWN, part of,	48,403	8,552	34	222	151	114	108	3	8	79	72	71
86 SKIBBEREEN, ..	115,389	23,476	90	469	308	241	228	-	3	158	150	161
87 SKULL, ..	57,692	8,643	36	159	122	82	77	1	-	59	63	37
88 YOUGHAL, part of,	36,960	9,841	38	197	188	88	109	4	4	90	98	9
16. Kerry Co.												
89 CAHERSIVEEN, ..	198,130	20,785	100	502	224	278	224	1	-	117	107	278
90 DINGLE, ..	126,459	17,804	69	425	177	229	196	2	1	92	85	248
91 KENMARE, ..	198,416	13,212	59	290	120	144	146	1	1	64	56	170
92 KILLARNEY, ..	251,430	35,986	165	811	478	420	391	9	6	257	221	333
93 LISTOWEL, part of,	165,504	30,221	134	731	458	382	349	10	7	230	228	273
94 TRALEE, ..	221,813	41,683	172	992	491	530	462	7	8	261	230	501
17. Limerick Co. and Co. Borough.												
95 CROOM, ..	83,369	10,372	39	221	170	118	103	6	1	87	83	51
96 KILMALLOCK, part of,	125,781	20,806	97	538	358	289	249	16	11	197	161	180
97 LIMERICK, part of,	109,552	58,775	396	1,440	1,196	723	717	20	19	579	617	244
98 LISTOWEL, part of,	24,673	4,016	8	104	51	52	52	-	-	25	26	53
99 MITCHELSTOWN, part of,	38,560	5,045	13	89	71	49	40	1	-	36	35	18
100 NEWCASTLE, ..	143,843	23,594	121	601	365	312	289	10	6	174	191	236
101 RATHKEALE, ..	102,525	18,863	64	291	241	159	132	3	5	119	122	50
102 TIPPERARY, part of,	35,656	6,598	44	174	104	89	85	2	1	62	42	70
18. Tipperary Co. N.R.												
103 BIRR, part of, ..	27,497	1,883	5	36	15	15	21	-	-	5	10	21
104 BORRISOKANE, ..	82,170	7,853	38	164	121	86	78	5	-	61	60	43
105 NENAGH, ..	183,399	23,038	127	456	324	238	218	4	6	167	157	132
106 ROSCREA, part of,	57,541	7,652	44	146	138	66	80	1	-	70	68	8
107 THURLES, ..	142,659	22,455	138	472	332	251	221	3	2	174	158	140
19. Tipperary Co. S.R.												
108 CALLAN, part of,	41,904	5,241	23	125	65	58	67	3	1	25	40	60
109 CARRICK-ON-SUIR, part of,	26,121	7,655	36	193	168	95	98	7	10	84	84	25
110 CASHEL, ..	156,188	19,501	87	431	295	225	206	3	5	158	137	136
111 CLOGHEEN, ..	117,415	14,737	61	307	234	166	141	5	10	122	112	73
112 CLONMEL, part of,	47,305	15,012	73	325	332	155	170	6	5	163	169	-7
113 TIPPERARY, part of,	144,416	24,668	111	559	400	268	291	10	13	209	191	159
114 URLINGFORD, part of,	24,689	2,738	9	66	33	30	36	-	1	17	16	33

II.—PROVINCE OF MUNSTER.—MARRIAGES, BIRTHS AND DEATHS, 1912.

SUPERINTENDENT REGISTRARS' DISTRICTS, by counties.—*continued.*

SUPERINTENDENT REGISTRARS' DISTRICTS.	AREA in Statute Acres.	Popula- tion, 1911.	TOTAL.			BIRTHS.				DEATHS.		Excess of Births over Deaths.
			MARRIAGES.	BIRTHS.	DEATHS.	Including Illegitimate Births.		Illegitimate Births.		Males.	Females.	
						Males.	Females.	Males.	Females.			
20. Waterford Co. and Co. Borough.												
No. 115 CARRICK-ON-SUIR, part of.	54,499	4,894	25	109	70	54	55	2	-	30	40	39
116 CLONMEL, part of.	40,472	3,289	12	67	43	35	32	1	1	23	20	24
117 DUNGARVAN, ..	94,214	14,236	66	303	222	144	159	8	9	111	111	81
118 KILMACTHOMAS,	64,592	6,830	29	142	107	71	71	1	5	42	65	35
119 LISMORE, ..	97,179	12,000	65	229	226	118	111	3	3	118	108	3
120 WATERFORD, part of.	69,378	38,616	185	910	716	481	429	13	21	359	357	194
121 YOUGHAL, part of.	34,155	4,101	18	83	61	50	33	-	-	33	28	22

III.—PROVINCE OF ULSTER.—MARRIAGES, BIRTHS AND DEATHS 1912.

SUPERINTENDENT REGISTRARS' DISTRICTS, by counties.

21. Antrim Co.												
122 ANTRIM, ..	117,225	30,050	139	667	495	335	332	21	22	226	269	172
123 BALLYCASTLE, ..	102,643	12,193	52	256	200	146	110	2	4	104	96	56
124 BALLYMENA, ..	161,301	48,415	256	1,083	751	562	521	36	25	362	389	332
125 BALLYMONEY, ..	121,314	27,155	146	615	438	314	301	30	25	208	230	177
126 BELFAST, part of,	22,112	12,361	69	282	264	137	145	2	4	136	123	18
127 LARNE, ..	118,040	34,414	186	850	524	447	403	31	17	256	268	326
128 LISBURN, part of,	47,706	26,258	166	577	442	304	273	15	18	224	218	135
129 LURGAN, part of,	12,314	3,018	9	61	54	34	27	1	2	23	31	7
22. Armagh Co.												
130 ARMAGH, ..	146,624	44,109	218	942	818	473	469	13	10	403	415	124
131 BANBRIDGE, part of	18,007	5,750	23	110	107	51	59	1	3	56	51	3
132 CASTLEBLAYNEY, part of.	35,793	9,441	52	207	151	91	116	1	4	65	86	56
133 LURGAN, part of,	40,343	40,041	247	1,004	716	513	491	16	20	327	389	298
134 NEWRY, part of,	72,006	20,950	89	443	459	223	220	10	17	214	245	-16
23. Belfast Co. Borough.												
135 BELFAST, part of,	14,937	386,947	3,008	11,036	7,121	5,597	5,439	247	229	3,482	3,619	3,915
24. Cavan Co.												
136 BAILIEBOROUGH,	71,952	14,757	85	321	256	164	157	5	4	127	129	65
137 BAWNBOY, part of,	61,908	8,944	92	180	103	81	99	-	-	53	50	77
138 CAVAN, ..	161,074	34,573	172	704	504	349	355	7	6	235	269	200
139 COOTEHILL, part of.	69,382	14,469	70	263	211	135	128	3	3	103	108	52
140 ENNISKILLEN, part of.	40,507	4,913	27	104	54	53	51	-	-	24	30	50
141 GRANARD, part of,	20,281	4,437	37	95	40	52	43	1	-	21	19	55
142 OLDCASTLE, part of,	41,921	9,080	53	200	124	105	95	1	3	63	61	76
25. Donegal Co.												
143 BALLYSHANNON, part of.	41,627	9,888	31	203	179	109	94	1	6	83	96	24
144 DONEGAL, ..	160,445	19,616	94	418	350	211	207	-	5	164	186	68
145 DUNFANAGHY, ..	126,165	15,471	59	391	208	194	197	2	4	99	109	183
146 GLENTIES, ..	258,498	32,800	137	746	445	346	400	7	4	182	263	301
147 INISHOWEN, ..	160,049	27,576	131	650	456	338	312	3	6	232	224	194
148 LETTERKENNY,	101,255	12,155	42	239	216	123	116	5	2	110	106	23
149 LONDONDERRY, part of.	59,125	8,135	49	184	121	83	101	2	4	62	59	63
150 MILLFORD, ..	112,088	19,393	72	385	297	204	181	6	2	165	132	88
151 STRABANE, part of,	53,130	10,332	43	243	168	122	121	5	3	89	79	75
152 STRANORLAR, ..	121,259	13,171	67	315	214	174	141	3	5	104	110	101

III.—PROVINCE OF ULSTER.—MARRIAGES, BIRTHS AND DEATHS, 1912.

SUPERINTENDENT REGISTRARS' DISTRICTS, by counties.—*continued.*

SUPERINTENDENT REGISTRARS' DISTRICTS.	AREA in Statute Acres.	Popula- tion, 1911.	TOTAL.			BIRTHS.				DEATHS.		Excess of Births over Deaths.
			MARRIAGES.	BIRTHS.	DEATHS.	Including Illegitimate Births.		Illegitimate Births.		Males.	Females.	
						Males.	Females.	Males.	Females.			
26. Down Co.												
No. 153 BANBRIDGE, part of,	107,198	34,381	168	749	568	379	370	17	18	278	290	181
154 BELFAST, part of,	12,609	9,245	39	179	99	100	79	2	-	51	48	80
155 DOWNPATRICK,	148,114	39,196	159	878	693	435	443	12	20	319	374	185
156 KILKBEL, ..	81,954	18,077	99	400	286	203	197	9	4	126	160	114
157 LISBURN, part of,..	71,351	20,070	109	395	357	197	198	5	5	190	167	38
158 LURGAN, part of,..	27,260	10,550	58	223	177	119	104	1	3	82	95	46
159 NEWRY, part of, ..	66,023	28,444	141	648	424	331	317	8	3	190	234	224
160 NEWTOWNARDS,	94,352	44,340	230	1,070	714	553	517	32	38	319	395	356
27. Fermanagh Co.												
161 BALLYSHANNON, part of,	58,443	5,718	22	101	74	52	49	1	-	41	33	27
162 CLONES, part of, ..	45,669	7,782	34	179	111	89	90	-	1	63	48	68
163 ENNISKILLEN, part of,	157,143	23,757	135	498	381	248	250	8	9	182	199	117
164 IRVINESTOWN, part of,	57,917	9,121	41	193	168	100	93	2	-	81	87	25
165 LISNASKEA, ..	98,740	15,458	62	317	250	167	150	7	2	122	128	67
28. Londonderry Co. and Co. Borough.												
166 COLERAINE, ..	119,090	30,224	157	669	533	355	314	22	23	269	264	136
167 LIMAVADY, ..	152,958	19,101	91	450	298	222	228	8	7	144	154	152
168 LONDONDERRY, part of,	85,988	55,193	378	1,330	863	699	631	22	23	380	483	467
169 MAGHERAFELT,	157,233	36,107	161	732	648	388	344	18	7	313	335	84
29. Monaghan Co.												
170 CARRICKMACROSS,	65,687	15,108	74	306	244	167	139	4	1	131	113	62
171 CASTLEBLAYNEY, part of,	63,835	15,668	90	357	280	179	178	5	4	132	148	77
172 CLONES, part of, ..	27,812	8,098	42	160	130	86	74	2	8	61	69	30
173 COOTEHILL, part of,	36,476	5,855	17	133	93	67	66	-	-	49	44	40
174 MONAGHAN, ..	125,180	26,726	121	505	543	280	245	-	2	268	275	-38
30. Tyrone Co.												
175 CASTLEDERG, ..	91,833	11,161	60	248	159	123	125	8	2	89	70	89
176 CLOGHER, ..	89,336	13,744	74	294	220	148	146	7	3	107	113	74
177 COOKSTOWN, ..	96,943	22,516	97	542	386	284	258	11	19	184	202	156
178 DUNGANNON, ..	110,375	30,250	157	596	546	326	270	14	5	272	274	50
179 IRVINESTOWN, part of,	24,137	3,915	10	73	79	35	38	-	-	41	38	-6
180 OMAGH, ..	229,877	36,440	208	810	740	411	399	16	14	381	359	70
181 STRABANE, part of,	137,062	24,639	114	594	384	299	295	18	20	172	212	210

IV.—PROVINCE OF CONNAUGHT.—MARRIAGES, BIRTHS AND DEATHS, 1912.

SUPERINTENDENT REGISTRARS' DISTRICTS, by counties.

SUPERINTENDENT REGISTRARS' DISTRICTS.	AREA in Statute Acres.	Popula- tion, 1911.	TOTAL.			BIRTHS.				DEATHS.		Excess of Births over Deaths.
			MARRIAGES.	BIRTHS.	DEATHS.	Including Illegitimate Births.		Illegitimate Births.		Males.	Females.	
						Males.	Females.	Males.	Females.			
31. Galway Co.												
No. 182 BALLINASLOE, part of.	125,570	15,275	96	311	272	163	148	2	3	148	124	39
183 CLIFDEN, ..	193,782	17,325	52	367	222	208	159	1	1	103	119	145
184 GALWAY, ..	198,536	35,083	152	853	520	427	426	2	8	267	253	338
185 GLENNAMADDY, ..	100,271	15,263	40	326	188	158	168	-	-	100	88	138
186 GORT, ..	106,326	11,382	19	265	137	140	125	2	-	72	65	128
187 LOUGHREA, ..	198,927	19,149	72	444	248	225	219	1	2	133	115	196
188 MOUNT BELLEW, ..	102,404	14,203	72	309	181	162	147	2	-	98	83	123
189 OUGHTERARD, ..	173,506	16,736	54	400	205	194	206	-	2	105	100	195
190 PORTUMNA, ..	77,264	8,681	49	208	151	106	102	1	1	82	69	57
191 TUAM, ..	191,264	29,127	117	631	379	295	336	-	4	196	183	252
32. Leitrim Co.												
192 BALLYSHANNON, part of.	32,425	4,557	22	83	80	44	39	-	-	35	45	3
193 BAWNBOY, part of.	42,788	8,239	35	168	98	93	75	-	-	46	52	70
194 CARRICK-ON-SHAN- NON, part of.	63,484	11,786	68	218	177	108	110	-	3	78	99	41
195 MANORHAMILTON, ..	144,857	20,616	91	408	238	204	204	2	3	111	127	170
196 MOHILL, ..	92,956	18,384	95	361	277	184	177	-	1	148	129	84
33. Mayo Co.												
197 BALLINA, ..	150,423	23,531	76	553	302	256	297	1	7	158	144	251
198 BALLINROBE, ..	147,144	19,928	90	435	279	219	216	-	1	130	149	156
199 BELMULLET, ..	179,246	14,346	59	387	196	199	188	2	-	104	92	191
200 CASTLEBAR, ..	141,193	25,805	104	547	383	256	291	1	-	200	183	164
201 CLAREMORELS, ..	110,790	24,280	119	576	338	308	278	2	-	170	168	238
202 KILLALA, ..	105,160	7,856	25	164	126	87	77	1	1	66	60	38
203 SWINEFORD, ..	151,560	42,751	164	1,151	523	595	556	3	-	278	245	628
204 WESTPORT, ..	347,835	33,680	133	802	456	416	386	4	2	226	230	346
34. Roscommon Co.												
205 ATHLONE, part of.	82,711	9,631	47	167	110	92	75	-	1	61	49	57
206 BALLINASLOE, part of.	35,059	3,286	12	69	44	36	33	-	-	25	19	25
207 BOYLE, part of, ..	84,655	15,813	107	293	210	155	138	-	1	101	109	83
208 CARRICK-ON-SHAN- NON, part of.	37,518	5,755	23	100	76	45	55	-	-	36	40	24
209 CASTLEBEEAGH, ..	163,663	31,554	117	657	400	314	343	1	2	197	203	257
210 BOSCOMMON, ..	114,345	14,072	76	277	224	144	133	1	3	118	106	68
211 STROKESTOWN, ..	90,339	13,345	66	229	245	119	110	1	1	124	121	-16
35. Sligo Co.												
212 BOYLE, part of, ..	75,525	12,593	69	229	159	121	108	-	-	80	79	70
213 DROMORE WEST, ..	97,063	12,103	53	249	175	132	117	3	-	77	98	74
214 SLIGO, ..	143,808	36,347	155	812	576	423	389	4	5	310	266	236
215 TOBERCERRY, ..	125,809	18,002	63	396	255	206	190	2	-	114	141	141

MARRIAGES, BIRTHS, AND DEATHS REGISTERED IN THE YEAR 1912.

SUPERINTENDENT REGISTRARS' DISTRICTS OR POOR LAW UNIONS, ARRANGED ALPHABETICALLY.

Number or Numbers of Union in preceding Abstract.	SUPERINTENDENT REGISTRARS' DISTRICTS OR POOR LAW UNIONS.	AREA in Statute Acres.	Popula- tion, 1911.	TOTAL.			BIRTHS.				DEATHS.		Excess of Births over Deaths.
				MARRIAGES.	BIRTHS.	DEATHS.	Including Illegitimate Births.		Illegitimate Births.		Males.	Females.	
							Males.	Females.	Males.	Females.			
43	Abbeyleix, ..	127,009	15,935	75	335	251	157	178	-	2	127	124	84
122	Antrim, ..	117,225	30,050	139	667	495	335	332	21	22	226	269	172
32, 85	Ardee, ..	96,218	13,781	43	281	197	140	141	3	11	115	82	84
130	Armagh, ..	146,624	44,109	218	942	818	473	469	13	10	403	415	124
48, 205	Athlone, ..	151,025	26,453	147	536	383	267	269	7	3	206	177	153
11, 44	Athy, ..	161,323	21,349	83	537	306	283	254	7	18	182	124	231
136	Bailieborough, ..	71,952	14,757	85	321	256	164	157	5	4	127	129	65
197	Ballina, ..	150,428	23,531	76	553	302	256	297	1	7	158	144	251
182, 206	Ballinasloe, ..	160,629	18,561	108	380	316	199	181	2	3	173	143	64
198	Ballinrobe, ..	147,144	19,928	90	435	279	219	213	-	1	130	149	166
123	Ballycastle, ..	102,643	12,193	52	256	200	146	110	2	4	104	96	66
29, 49	Ballymahon, ..	100,142	11,753	57	215	192	113	102	1	1	100	92	23
124	Ballymena, ..	161,301	48,415	256	1,083	751	562	521	36	25	362	389	332
125	Ballymoney, ..	121,314	27,155	146	615	438	314	301	30	25	208	230	177
143, 161, 192	Ballyshannon, ..	132,495	20,163	75	387	333	205	182	2	6	159	174	54
63	Ballyvaghan, ..	71,658	3,651	12	71	46	40	31	-	1	20	26	25
4	Balrothery, ..	84,072	19,232	62	367	337	183	184	3	7	170	167	30
1, 12, 58	Baltinglass, ..	154,385	15,107	78	277	256	135	142	3	6	150	106	21
131, 153	Banbridge, ..	125,205	40,131	196	859	675	430	429	18	21	334	341	184
71	Bandon, ..	101,483	16,888	81	358	212	170	188	2	2	110	102	146
72	Bantry, ..	107,285	12,733	63	274	144	139	135	1	1	84	60	130
137, 193	Bawnboy, ..	104,696	17,183	127	348	201	174	174	-	-	99	102	147
126, 135, 154	Belfast, ..	49,658	408,553	3,116	11,497	7,484	5,834	5,663	251	233	3,669	3,815	4,013
199	Belmullet, ..	179,246	14,346	59	387	196	199	188	2	-	104	92	191
24, 103	Birr, ..	220,741	23,287	116	453	340	228	225	1	2	177	163	113
104	Borrisokane, ..	82,170	7,853	38	164	121	86	78	5	-	61	60	43
207, 212	Boyle, ..	160,180	28,406	176	522	369	276	246	-	1	181	188	153
89	Cahersiveen, ..	198,130	20,785	100	502	224	278	224	1	-	117	107	276
16, 108	Callan, ..	104,071	13,067	59	317	215	156	161	4	4	93	122	102
2, 45	Carlow, ..	199,998	32,910	161	704	540	369	335	12	11	261	279	164
170	Carrickmacross, ..	65,687	15,108	74	306	244	167	139	4	1	131	113	62
194, 208	Carrick-on-Shan, ..	101,002	17,541	91	318	253	153	165	-	3	114	139	65
17, 109, 115	Carrick-on-Suir, ..	112,716	16,725	70	378	289	191	187	11	11	139	150	89
110	Cashel, ..	156,188	19,501	87	431	295	225	206	3	5	158	137	136
200	Castlebar, ..	141,193	25,205	104	547	383	256	291	1	-	200	183	164
132, 171	Castleblayney, ..	99,628	25,109	142	564	431	270	294	6	8	197	234	133
18	Castlecomer, ..	57,866	9,377	44	243	188	124	119	4	6	94	94	55
175	Castlederg, ..	91,833	11,161	60	248	159	123	125	8	2	89	70	89
209	Castlereagh, ..	163,663	31,554	117	657	400	314	343	1	2	197	203	257
73	Castletown, ..	74,320	10,393	42	277	122	148	129	1	-	57	65	155
138	Cavan, ..	161,074	34,573	172	704	504	349	355	7	6	235	269	200
5, 13	Celbridge, ..	79,938	14,163	64	287	206	157	130	1	3	109	97	81
201	Claremorris, ..	110,790	24,280	119	576	338	298	278	2	-	170	168	238
183	Clifden, ..	193,782	17,325	52	367	222	208	159	1	1	103	119	145
111	Clogheen, ..	117,415	14,737	61	307	234	166	141	5	10	122	112	73
176	Clogher, ..	89,336	13,744	74	294	220	148	146	7	3	107	113	74
74	Clonakilty, ..	81,015	17,628	86	385	273	204	181	2	2	125	148	112
162, 172	Clones, ..	73,481	15,880	76	339	241	175	164	2	9	124	117	98
112, 116	Clonmel, ..	87,777	18,301	85	392	375	190	202	7	6	186	189	17
166	Coleraine, ..	119,090	30,224	157	669	533	355	314	22	23	269	264	136
177	Cookstown, ..	96,943	22,516	97	542	386	284	258	11	19	184	202	156
139, 173	Cootehill, ..	105,858	20,324	87	396	304	202	194	3	3	152	152	92
75	Cork, ..	170,521	134,458	819	3,114	2,448	1,593	1,521	45	43	1,197	1,251	666
64	Corrofin, ..	61,382	4,483	17	89	58	48	41	-	-	34	24	31

MARRIAGES, BIRTHS, AND DEATHS REGISTERED IN THE YEAR 1912.

SUPERINTENDENT REGISTRARS' DISTRICTS OR POOR LAW UNIONS, ARRANGED ALPHABETICALLY.—*continued.*

Number or Numbers of Union in preceding Abstract.	SUPERINTENDENT REGISTRARS' DISTRICTS OR POOR LAW UNIONS.	AREA in Statute Acres.	Popula- tion, 1911.	TOTAL.			BIRTHS.				DEATHS.		Excess of Births over Deaths.
				MARRIAGES.	BIRTHS.	DEATHS.	Including Illegitimate Births.		Illegitimate Births.		Males.	Females.	
							Males.	Females.	Males.	Females.			
95	Croom, ..	83,369	10,372	39	221	170	118	103	6	1	87	83	51
50	Delvin, ..	74,328	7,864	38	144	113	82	62	5	5	55	58	31
90	Dingle, ..	126,459	17,804	69	425	177	229	196	2	1	92	85	248
144	Donegal, ..	160,445	19,616	94	418	350	211	207	-	5	164	186	68
155	Downpatrick, ..	148,114	39,196	159	878	693	435	443	12	20	319	374	185
33, 36	Drogheda, ..	99,006	24,979	136	530	359	268	262	8	3	178	181	171
213	Dromore West, ..	97,063	12,103	53	249	175	132	117	3	-	77	98	74
6, 9	Dublin, North, ..	41,090	179,562	1,354	5,595	3,681	2,801	2,794	72	94	1,821	1,860	1,914
7, 10	Dublin, South, ..	48,390	226,634	1,676	5,658	5,065	2,912	2,746	114	96	2,547	2,518	593
34	Dundalk, ..	94,414	33,929	147	843	560	446	397	11	8	233	277	283
145	Dunfanaghy, ..	126,165	15,471	59	391	208	194	197	2	4	99	109	183
178	Dungannon, ..	110,375	30,250	157	596	546	326	270	14	5	272	274	50
117	Dungarvan, ..	94,214	14,236	66	303	222	144	159	8	9	111	111	81
76	Dunmanway, ..	103,921	12,273	38	299	152	150	149	-	1	92	60	147
37	Dunshaughlin, ..	106,822	8,085	40	155	128	87	68	4	2	66	62	27
14, 25, 38	Edenderry, ..	172,394	14,499	55	309	266	160	149	1	3	140	126	43
65	Ennis, ..	113,839	19,523	77	413	285	223	190	6	1	136	149	128
54	Enniscorthy, ..	193,396	31,304	145	675	528	331	344	15	17	258	270	147
140, 163	Enniskillen, ..	197,650	28,670	162	602	435	301	301	8	9	206	229	167
66	Ennistimon, ..	99,619	16,882	41	315	210	151	164	2	5	120	90	105
77	Fermoy, ..	148,331	22,833	115	508	307	262	246	3	6	158	149	201
184	Galway, ..	198,536	35,083	152	853	520	427	426	2	8	267	253	333
185	Glennamaddy, ..	100,271	15,263	40	326	188	158	168	-	-	100	88	138
146	Glenties, ..	258,498	32,300	137	746	445	346	400	7	4	182	263	301
55	Gorey, ..	130,109	16,095	63	329	253	151	178	6	5	121	132	76
186	Gort, ..	106,326	11,382	19	265	137	140	125	2	-	72	65	128
30, 51, 141	Granard, ..	134,708	21,840	109	433	323	222	211	3	3	156	167	110
147	Inishowen, ..	160,049	27,576	131	650	456	338	312	3	6	232	224	194
164, 179	Irvinestown, ..	82,054	13,036	51	266	247	135	131	2	-	122	125	19
78	Kanturk, ..	185,657	22,299	127	529	320	260	259	2	4	145	175	209
39	Kells, ..	103,426	13,271	72	276	174	142	134	2	1	100	74	102
91	Kenmare, ..	198,416	13,212	59	290	120	144	146	1	1	64	56	170
156	Kilkeel, ..	81,954	18,077	99	400	286	203	197	9	4	126	160	114
19	Kilkenny, ..	110,989	23,001	121	457	413	237	220	7	6	223	190	44
67	Killadysert, ..	62,618	8,216	27	180	121	91	89	1	-	68	53	59
202	Killala, ..	105,160	7,856	25	164	126	87	77	1	1	66	60	38
92	Killarney, ..	251,430	35,986	165	811	478	420	391	9	6	257	221	333
118	Kilmacthomas, ..	64,592	6,830	29	142	107	71	71	1	5	42	65	35
79, 96	Kilmallock, ..	145,169	24,796	110	639	426	343	296	16	11	233	193	213
68	Kilrush, ..	137,501	25,647	128	505	374	253	252	3	5	191	193	131
80	Kinsale, ..	80,160	15,661	72	275	224	146	129	1	2	116	108	51
127	Larne, ..	118,040	34,414	86	850	524	447	403	31	17	256	268	326
148	Letterkenny, ..	101,255	12,155	42	239	216	123	116	5	2	110	106	23
167	Limavady, ..	152,958	19,101	91	450	298	222	223	8	7	144	154	152
69, 97	Limerick, ..	178,211	65,913	429	1,580	1,281	792	788	21	20	620	661	299
128, 157	Lisburn, ..	119,057	46,328	275	972	799	501	471	20	23	414	385	173
119	Lismore, ..	97,179	12,000	65	229	226	118	111	3	3	118	108	3
165	Lisnakea, ..	98,740	15,458	62	317	250	167	150	7	2	122	128	67
93, 98	Listowel, ..	190,177	34,237	142	835	509	434	401	10	7	255	254	326
149, 168	Londonderry, ..	145,113	63,328	427	1,514	984	782	732	24	27	442	542	530

MARRIAGES, BIRTHS, AND DEATHS REGISTERED IN THE YEAR 1912.

SUPERINTENDENT REGISTRARS' DISTRICTS OR POOR LAW UNIONS, ARRANGED ALPHABETICALLY.—*continued.*

Number or Numbers of Union in preceding Abstract.	SUPERINTENDENT REGISTRARS' DISTRICTS OR POOR LAW UNIONS.	AREA in Statute Acres.	Popula- tion, 1911.	TOTAL			BIRTHS.				DEATHS.		Excess of Births over Deaths.
				MARRIAGES.	BIRTHS.	DEATHS.	Including Illegitimate Births.		Illegitimate Births.		Males.	Females.	
							Males.	Females.	Males.	Females.			
31	Longford, ..	110,073	21,124	136	441	333	219	222	1	2	171	162	108
187	Loughrea, ..	198,927	19,149	72	444	248	225	219	1	2	133	115	196
129, 133, 158	Lurgan, ..	79,917	53,609	314	1,288	947	666	622	18	25	432	515	341
81	Macroom, ..	179,154	21,418	91	477	261	249	228	4	2	135	126	216
169	Magherafelt, ..	157,233	36,107	161	732	648	385	344	18	7	313	335	84
82	Mallow, ..	149,715	21,216	82	487	297	248	239	7	5	153	144	190
195	Manorhamilton, ..	144,857	20,616	91	408	238	204	204	2	3	111	127	170
83	Middleton, ..	109,383	19,622	99	396	268	200	196	6	5	138	130	128
150	Millford, ..	112,088	19,393	72	385	297	204	181	6	2	165	132	88
84	Millstreet, ..	74,939	10,180	30	262	144	148	114	6	2	70	74	118
85, 99	Mitchelstown, ..	86,963	13,597	47	311	222	163	148	4	8	115	107	89
196	Mohill, ..	92,956	18,384	95	361	277	184	177	-	1	148	129	84
174	Monaghan, ..	125,180	26,726	121	505	543	260	245	-	2	268	275	-38
188	Mount Bellew, ..	102,404	14,203	72	309	181	162	147	2	-	98	83	128
26, 46	Mountmellick, ..	200,708	27,886	120	564	518	300	264	4	3	267	251	46
52	Mullingar, ..	208,601	26,758	115	565	439	308	257	7	5	222	217	126
15, 59	Naas, ..	216,151	37,986	185	836	510	419	417	7	7	253	257	326
40	Navan, ..	94,474	14,330	58	310	239	169	141	6	1	128	111	71
105	Nenagh, ..	183,399	23,038	127	456	324	238	218	4	6	167	157	132
100	Newcastle, ..	143,843	23,594	121	601	365	312	289	10	6	174	191	236
3, 20, 56	New Ross, ..	177,832	28,682	133	596	546	311	285	13	16	271	275	50
134, 159	Newry, ..	138,029	49,394	230	1,091	883	554	537	13	20	404	479	208
160	Newtownards, ..	94,352	44,340	230	1,070	714	553	517	32	38	319	395	356
41, 142	Oldcastle, ..	86,043	14,254	80	296	241	160	136	4	6	129	112	55
180	Omagh, ..	229,877	36,440	208	810	740	411	399	16	14	381	359	70
189	Oughtierard, ..	173,506	16,736	54	400	205	194	206	-	2	105	100	195
190	Portumna, ..	77,264	8,681	49	208	151	106	102	1	1	82	69	57
8, 60	Rathdown, ..	61,498	59,734	331	1,044	876	547	497	13	15	428	446	168
61	Rathdrum, ..	227,487	26,912	119	560	421	303	257	12	6	219	202	139
101	Rathkeale, ..	102,525	13,863	64	291	241	159	132	3	5	119	122	50
210	Roscommon, ..	114,345	14,072	76	277	224	144	133	1	3	118	106	53
27, 47, 106	Roscrea, ..	149,708	16,861	76	308	268	151	157	3	-	130	138	40
70	Scarriff, ..	173,061	18,692	61	362	263	205	157	1	3	151	112	69
62	Shillelagh, ..	83,074	8,618	47	169	123	96	73	2	4	71	52	46
86	Skibbereen, ..	115,389	23,476	90	469	302	241	228	-	3	158	150	161
87	Skull, ..	57,692	8,643	36	159	122	82	77	1	-	59	63	37
214	Sligo, ..	143,808	36,347	155	812	576	423	389	4	5	310	266	236
151, 181	Strabane, ..	190,192	34,971	157	837	552	421	416	23	23	261	291	285
152	Stranorlar, ..	121,259	13,171	67	315	214	174	141	3	5	104	110	101
211	Strokestown, ..	90,339	13,845	66	229	245	119	110	1	1	124	121	-16
203	Swineford, ..	151,560	42,751	164	1,151	523	595	556	3	-	278	245	628
21	Thomastown, ..	107,641	12,594	56	251	239	134	117	1	8	113	126	12
107	Thurles, ..	142,659	22,455	138	472	332	251	221	3	2	174	158	140
102, 113	Tipperary, ..	180,072	31,266	155	733	504	357	376	12	14	271	233	229
215	Tobercurry, ..	125,809	18,002	63	396	255	206	190	2	-	114	141	141
94	Tralee, ..	221,813	41,683	172	992	491	530	462	7	8	261	230	501
42	Trim, ..	119,520	13,241	57	291	233	152	139	2	2	131	102	68
191	Tuam, ..	191,264	29,127	117	631	379	295	336	-	4	196	183	252
28, 53	Tullamore, ..	155,395	21,922	135	440	345	227	213	5	4	173	172	95
22, 114	Uringford, ..	77,890	8,384	39	193	130	103	90	1	3	64	66	63
23, 120	Waterford, ..	126,755	47,692	235	1,099	860	585	514	13	22	438	427	239
204	Westport, ..	347,835	33,680	133	802	456	416	386	4	2	226	230	346
57	Wexford, ..	133,047	32,691	159	741	541	350	391	11	18	277	264	200
88, 121	Youghal, ..	71,115	13,942	56	280	249	133	142	4	4	123	126	31

BIRTHS AND DEATHS Registered in the Year 1912—REGISTRARS' DISTRICTS arranged by COUNTIES
and SUPERINTENDENT REGISTRARS' DISTRICTS.

REGISTRARS' DISTRICTS.	AREA in Statute Acres.	Popu- lation in 1911.	TOTAL.		BIRTHS.				DEATHS.		Excess of Births over Deaths.	
			BIRTHS.	DEATHS.	Including Illegitimate Births.		Illegitimate Births.		Males.	Females.		
					Males.	Females.	Males.	Females.				
I.—PROVINCE OF LEINSTER.												
Carlow Co.												
1. BALTINGLASS, S. R. DISTRICT, part of.												
No.												
1	Rathvilly,	33,404	4,324	82	73	37	45	1	3	36	37	9
2. CARLOW, part of												
1	Bagenalstown,	16,865	3,368	70	49	29	41	-	1	23	26	21
2	Borris,	26,380	3,228	57	52	28	29	1	2	29	23	5
3	Carlow, No. 1, W. .. .	19,814	9,062	222	222	114	108	10	6	110	112	—
4	Clonegall,	14,804	1,688	35	17	26	9	-	-	7	10	18
5	Fennagh and Myshall, ..	31,747	3,413	73	45	43	30	1	-	19	26	28
6	Leighlinbridge,	20,123	2,763	59	38	31	28	-	1	21	17	21
7	Tullov,	33,235	5,173	103	60	59	44	-	1	28	32	43
3. NEW ROSS, part of.												
1	St. Mullin's,	25,113	3,233	70	59	40	30	-	-	31	28	11
Dublin Co.												
4. BALROTHERY.												
1	Balbriggan,	18,253	4,224	88	49	39	49	-	1	25	24	39
2	Holmpatrick, W,	7,127	3,032	71	76	33	38	1	5	42	34	—5
3	Kilsallaghan,	25,026	2,034	24	29	14	10	-	-	14	15	—5
4	Lusk,	12,059	2,996	64	45	33	31	-	1	22	23	19
5	Malahide,	6,913	2,501	48	39	26	22	1	-	18	21	9
6	Swords,	14,694	4,445	72	99	38	34	1	-	49	50	—27
5. CELBRIDGE, part of.												
1	Lucan,	9,023	3,133	71	35	39	32	-	1	19	16	36
2	Rathcoole,	17,214	2,042	37	28	20	17	-	-	18	10	9
6. DUBLIN, NORTH, part of.												
1	Blanchardstown and Castle- knock,	13,180	7,193	76	69	38	38	-	-	39	30	7
2	Clontarf and Howth, No. 1, part of,	1,772	747	15	16	8	7	-	-	7	9	—1
3	Clontarf and Howth, No. 2, ..	4,578	4,195	77	33	34	43	-	1	13	20	44
4	Coolock and Drumcondra, pt. of,	4,742	2,437	33	21	18	15	-	1	12	9	12
5	Finglas and Glasnevin, part of,	12,003	3,439	71	37	36	35	-	-	21	16	34
7. DUBLIN, SOUTH, part of.												
1	Clondalkin,	8,604	4,103	85	70	39	46	-	-	26	44	15
2	Crumlin,	2,666	5,437	125	63	68	57	-	-	28	35	62
3	Donnybrook, No. 1, .. .	1,954	29,721	234	364	114	120	-	1	189	175	—130
4	„ No. 2, .. .			303	117	150	153	-	1	52	65	186
5	Rathfarnham,	8,948	3,458	60	37	34	26	-	-	15	22	23
6	Rathmines,	1,714	37,840	567	683	280	287	1	1	316	367	—116
7	Tallaght,	21,408	2,824	48	30	22	26	2	1	15	15	18

NOTE.—The Registrars' Districts are subdivisions of the Unions or Superintendent Registrars' Districts, and are identical with the Dispensary Districts of the same names, except in a few instances. See note (*), page 3.

The letter *W.* denotes that the Registrar's District contains within its limits the Workhouse belonging to the Union or Superintendent Registrar's District.

Wherever the minus sign (—) is prefixed to the numbers given in the column headed "Excess of Births over Deaths," it denotes that the births, instead of exceeding the deaths, were, in fact, *less than the Deaths* to the extent stated.

BIRTHS AND DEATHS Registered in the Year 1912—REGISTRARS' DISTRICTS arranged by COUNTIES and SUPERINTENDENT REGISTRARS' DISTRICTS.—*continued.*

REGISTRARS' DISTRICTS.	AREA in Statute Acres.	Popu- lation in 1911.	TOTAL.		BIRTHS.				DEATHS.		Excess of Births over Deaths.	
			BIRTHS.	DEATHS.	Including Illegitimate Births.		Illegitimate Births.		Males.	Females.		
					Males.	Females.	Males.	Females.				
I.—PROVINCE OF LEINSTER.—<i>con.</i>												
8. RATHDOWN, part of.												
No.												
1	Blackrock and Stillorgan, No. 1,	959	8,655	139	104	86	53	2	1	38	66	35
2	„ „ No. 2,	3,092	4,708	82	50	39	43	-	-	26	24	32
3	Bray, No. 2,	4,614	1,851	37	45	12	25	-	-	22	23	-8
4	Dundrum and Glencullen, No. 1,	4,564	5,045	76	58	40	36	1	1	27	31	18
5	„ „ No. 2,	7,256	1,737	41	29	16	25	-	-	15	14	12
6	Killiney, W.,	5,047	7,378	141	167	74	67	7	10	95	72	-26
7	Kingstown, No. 1,	575	8,882	179	170	95	84	-	1	86	84	9
8	„ No. 2,	888	8,337	116	93	55	61	1	-	38	55	23
Dublin Co. Borough.												
9. DUBLIN, NORTH, part of.												
1	Clontarf and Howth, No. 1,	968	5,362	76	43	37	39	-	-	17	26	33
2	part of, Coolock and Drumcondra, part of,	1,192	13,377	228	134	124	104	-	1	58	76	94
3	Finglas and Glasnevin, part of,	863	10,481	180	92	105	75	-	-	43	49	88
4	North City, No. 1, East, ..	674	29,525	712	484	345	367	2	4	230	254	228
5	„ „ West	322	40,349	786	842	389	397	6	6	419	423	-56
6	„ No. 2,	232	27,722	2,506	571	1,253	1,253	40	56	296	275	1,935
7	„ No. 3, W.,	574	34,735	835	1,339	414	421	24	25	666	673	-504
10. DUBLIN, SOUTH, part of.												
1	New Kilmainham,	906	9,630	220	119	126	94	-	-	68	51	101
2	South City, No. 1, W., ..	927	39,849	991	1,716	518	473	38	42	898	818	-725
3	„ No. 2,	160	18,235	344	225	167	177	-	-	97	128	119
4	„ No. 3,	397	42,558	1,535	998	784	751	35	33	519	479	537
5	„ No. 4,	706	32,979	1,146	643	610	536	38	17	324	319	503
Kildare Co.												
11. ATHY, part of.												
1	Athy, W.,	30,531	6,330	192	116	100	92	5	11	74	42	76
2	Castledermot,	24,706	2,514	69	29	39	30	1	-	16	13	40
3	Fontstown,	26,323	2,274	56	27	29	27	1	-	17	10	29
4	Monasterevin,	31,726	4,600	89	63	55	34	-	1	34	29	26
12. BALTINGLASS, part of.												
1	Baltinglass, No. 2,	17,175	1,848	37	23	20	17	-	-	14	9	14
13. CELBRIDGE, part of.												
1	Celbridge, W.,	16,793	2,875	58	73	27	31	1	2	42	31	-15
2	Kilcock,	25,770	2,890	63	40	40	23	-	-	17	23	23
3	Maynooth,	11,138	3,223	58	30	31	27	-	-	13	17	28
14. EDENDERRY, part of.												
1	Carbury,	34,034	2,160	57	28	31	26	1	-	16	12	29
2	Johnstown,	19,256	1,375	27	35	11	16	-	-	15	20	-8
3	Rathangan, No. 1,	16,129	1,657	32	24	16	16	-	1	10	14	8

BIRTHS AND DEATHS Registered in the Year 1912—REGISTRARS' DISTRICTS arranged by COUNTIES
and SUPERINTENDENT REGISTRARS' DISTRICTS.—*continued.*

REGISTRARS' DISTRICTS.	AREA in Statute Acres.	Popu- lation in 1911.	TOTAL.		BIRTHS.				DEATHS.		Excess of Births over Deaths.
			BIRTHS.	DEATHS.	Including Illegitimate Births.		Illegitimate Births.		Males.	Females.	
					Males.	Females.	Males.	Females.			
I. - PROVINCE OF LEINSTER—<i>con.</i>											
No. 15. NAAS, part of.											
1 Ballymore Eustace,	9,258	1,197	20	24	9	11	-	-	14	10	-4
2 Clane and Timahoe, North, ..	28,674	2,626	50	41	31	19	1	-	17	24	9
3 Kilcullen,	27,595	4,346	85	55	38	47	-	1	31	24	30
4 Kildare,	19,398	5,046	148	76	69	79	-	1	32	44	72
5 Naas and Carragh, W., .. .	24,439	5,642	125	129	73	52	5	4	65	64	-4
6 Newbridge,	16,201	11,820	259	88	125	134	-	-	42	46	171
7 Rathmore,	19,053	1,511	21	11	8	13	-	-	8	3	10
8 Robertstown and Kilmeage, ..	20,446	2,693	74	39	36	38	1	1	17	22	35
Kilkenny Co.											
16. CALLAN, part of.											
1 Callan, W.,	31,885	4,653	112	101	64	48	1	2	46	55	11
2 Kilmaganny,	30,282	3,173	80	49	34	46	-	1	22	27	31
17. CARRICK-ON-SUIR, part of.											
1 Piltown,	32,096	4,176	76	51	42	34	2	1	25	26	25
18. CASTLECOMER.											
1 Ballyragget,	18,570	2,338	54	48	36	18	-	-	27	21	6
2 Castlecomer, W.,	39,296	7,039	189	140	88	101	4	6	67	73	49
19. KILKENNY.											
1 Freshford,	18,377	2,150	44	37	19	25	-	-	23	14	7
2 Gowran,	22,409	2,875	48	44	24	24	-	1	21	23	4
3 Kilkenny, No. 1, W., .. .	28,437	7,199	174	196	101	73	7	4	108	88	-22
4 ,, No. 2,		7,131	135	90	65	70	-	1	46	44	45
5 Tisoeffin,	22,776	2,138	34	29	15	19	-	-	17	12	5
6 Tullaroan,	18,990	1,508	22	17	13	9	-	-	8	9	5
20. NEW ROSS, part of.											
1 Dysartmoon,	28,321	3,266	56	41	27	29	1	-	20	21	15
21. THOMASTOWN.											
1 Graigue,	28,194	3,702	83	58	47	36	-	1	27	31	25
2 Inistioge,	25,161	2,423	39	42	16	23	-	-	21	21	-3
3 Knocktopher,	28,408	3,123	58	55	31	27	1	1	27	28	3
4 Thomastown, W.,	25,878	3,346	71	84	40	31	-	6	38	46	-13
22. URLINGFORD, part of.											
1 Balleen,	22,473	1,857	40	23	25	15	-	-	13	10	17
2 Urlingford, W.,	30,528	3,789	87	74	48	39	1	2	34	40	13
23. WATERFORD, part of.											
1 Kilmakevoge,	31,210	3,684	82	74	51	31	-	-	35	39	8
2 Ullid,	26,167	5,392	107	70	53	54	-	1	39	31	37

BIRTHS AND DEATHS Registered in the Year 1912—REGISTRARS' DISTRICTS arranged by COUNTIES
and SUPERINTENDENT REGISTRARS' DISTRICTS.—continued.

REGISTRARS' DISTRICTS.	AREA in Statute Acres.	Popu- lation in 1911.	TOTAL.		BIRTHS.				DEATHS.		Excess of Births over Deaths.	
			BIRTHS.	DEATHS.	Including Illegitimate Births.		Illegitimate Births.		Males.	Females.		
					Males.	Females.	Males.	Females.				
I.—PROVINCE OF LEINSTER.—con.												
King's Co.												
No. 24. BIRR, part of.												
1 Banagher,	40,136	4,450	89	51	52	37	1	2	23	28	38	
2 Birr, W.,	11,333	5,696	132	121	64	68	-	-	66	55	11	
3 Ferbane,	62,637	5,841	117	67	58	59	-	-	39	28	50	
4 Frankford,	23,672	2,321	27	38	12	15	-	-	17	21	-11	
5 Killyon,	17,102	1,254	20	12	14	6	-	-	8	4	8	
6 Kinnitty,	33,364	1,842	32	36	13	19	-	-	19	17	-4	
25. EDENDERRY, part of.												
1 Edenderry, W.,	39,318	4,251	94	98	48	46	-	2	61	37	-4	
2 Rathangan, No. 2,	12,052	800	13	11	6	7	-	-	9	2	2	
3 Rhode,	29,691	2,290	39	36	25	14	-	-	17	19	3	
26. MOUNTMELICK, part of.												
1 Clonygowan, No. 2,	24,548	2,750	60	52	30	30	-	-	26	26	8	
27. ROSCREA, part of.												
1 Roscrea, No. 2,	18,212	1,522	29	15	13	16	1	-	9	6	14	
2 Shinrone,	37,353	3,975	76	60	38	38	1	-	32	28	16	
28. TULLAMORE, part of.												
1 Clara,	29,628	5,019	104	48	55	49	-	-	29	19	56	
2 Killoughy,	42,900	4,034	71	43	37	34	1	-	19	24	28	
3 Philipstown	33,632	3,099	50	50	28	22	-	-	25	25	-	
4 Tullamore, W.,	32,685	7,688	179	181	92	87	4	4	92	89	-2	
Longford Co.												
29. BALLYMAHON, part of.												
1 Abbeyshrule,	30,739	3,524	77	55	40	37	-	1	30	25	22	
2 Ballymahon, W.,	38,994	5,160	90	88	47	43	1	-	41	47	2	
30. GRANARD, part of.												
1 Ballinaloe,	22,146	3,735	78	49	35	43	-	-	21	28	29	
2 Granard, W.,	26,853	4,842	103	105	49	54	1	3	47	58	-2	
3 Scrabby, No. 2,	14,496	3,109	49	41	28	21	-	-	19	22	8	
4 Street, No. 2,	14,469	2,326	41	34	23	18	-	-	17	17	7	
31. LONGFORD.												
1 Drumlish,	35,842	8,215	189	121	97	92	-	1	61	60	68	
2 Killashee,	39,928	3,959	74	57	38	36	-	-	31	26	17	
3 Longford, W.,	34,303	8,950	178	155	84	94	1	1	79	76	23	
Louth Co.												
32. ARDEE, part of.												
1 Ardee, W.,	27,938	4,790	108	100	46	62	3	10	68	42	8	
2 Castlebellingham,	14,260	2,559	60	22	37	23	-	-	11	11	38	
3 Collon, No. 1,	6,940	843	20	13	9	11	-	-	7	6	7	
4 Dunleer,	16,771	2,732	34	23	16	18	-	-	13	10	11	

BIRTHS AND DEATHS Registered in the Year 1912—REGISTRARS' DISTRICTS arranged by COUNTIES
and SUPERINTENDENT REGISTRARS' DISTRICTS.—*continued.*

REGISTRARS' DISTRICTS.	AREA in Statute Acres.	Popu- lation in 1911.	TOTAL.		BIRTHS.				DEATHS.		Excess of Births over Deaths.	
			BIRTHS.	DEATHS.	Including Illegitimate Births.		Illegitimate Births.		Males.	Females.		
					Males.	Females.	Males.	Females.				
I.—PROVINCE OF LEINSTER—<i>con.</i>												
33. DROGHEDA, part of.												
No.												
1	Drogheda, No. 1,	5,143	4,692	106	52	48	58	1	-	18	34	54
2	„ 2,	4,953	5,549	124	63	61	63	-	-	29	34	61
3	„ 3, W.,	12,539	5,149	136	117	77	59	7	3	63	54	19
4	Termonfeekin,	19,223	3,422	50	55	28	22	-	-	32	23	-5
34. DUNDALK.												
1	Barronstown,	18,105	3,368	63	44	32	31	-	-	23	21	19
2	Carlingford,	19,925	5,537	118	73	64	54	-	1	31	42	45
3	Dromiskin,	21,186	3,828	85	44	45	40	1	-	25	19	41
4	Dundalk, W.,	17,269	18,186	522	361	273	249	10	7	184	177	161
5	Ravensdale,	17,929	3,010	55	38	32	23	-	-	20	18	17
Meath Co.												
35. ARDEE, part of.												
1	Collon, No. 2,	6,498	599	8	7	4	4	-	-	4	3	1
2	Drumcondra,	23,811	2,258	51	32	28	23	-	1	22	10	19
36. DROGHEDA, part of.												
1	Duleek,	20,704	2,156	42	32	21	21	-	-	17	15	10
2	St. Mary's,	15,000	1,916	41	14	17	24	-	-	6	8	27
3	Stamullen,	21,444	2,095	31	26	16	15	-	-	13	13	5
37. DUNSHAUGHLIN.												
1	Dunboyne,	39,850	2,709	46	29	25	21	-	1	17	12	17
2	Killeen,	29,984	2,444	35	27	20	15	-	-	12	15	8
3	Ratoath, W.,	36,988	2,932	74	72	42	32	4	1	37	35	2
38. EDENDERRY, part of.												
1	Ballyboggan,	21,914	1,966	47	34	23	24	-	-	12	22	13
39. KELLS.												
1	Kells, W.,	27,067	4,953	115	96	57	58	2	1	52	34	29
2	Kilskeer,	25,940	2,613	52	26	27	25	-	-	16	10	26
3	Moynalty,	20,138	2,714	55	25	27	28	-	-	12	13	30
4	Nobber,	30,281	2,991	54	37	31	23	-	-	20	17	17
40. NAVAN.												
1	Castletown,	29,802	2,892	59	34	35	24	-	-	14	20	25
2	Navan, W.,	37,102	8,659	194	172	109	85	6	1	95	77	22
3	Painestown,	27,570	2,779	57	33	25	32	-	-	19	14	24
41. OLDCASTLE, part of.												
1	Crossakeel,	19,371	1,529	16	28	12	4	-	-	13	15	-12
2	Oldcastle, W.,	24,751	3,645	80	89	43	37	3	3	53	36	-9

BIRTHS AND DEATHS Registered in the Year 1912—REGISTRARS' DISTRICTS arranged by COUNTIES and SUPERINTENDENT REGISTRARS' DISTRICTS.—*continued.*

REGISTRARS' DISTRICTS.	AREA in Statute Acres.	Popu- lation in 1911.	TOTAL.		BIRTHS.				DEATHS.		Excess of Births over Deaths.	
			BIRTHS.	DEATHS.	Including Illegitimate Births.		Illegitimate Births.		Males.	Females.		
					Males.	Females.	Males.	Females.				
I.—PROVINCE OF LEINSTER.—<i>con.</i>												
No. 42. TRIM.												
1 Athboy,	37,048	4,293	92	57	45	47	-	-	30	27	35	
2 Innfield,	25,189	2,457	49	34	22	27	1	-	25	9	15	
3 Summerhill,	30,711	2,665	63	53	39	24	-	-	30	23	10	
4 Trim, W.,	26,572	3,826	87	89	46	41	1	2	46	43	-2	
Queen's Co.												
43. ABBEYLEIX.												
1 Abbeyleix, W.,	18,865	3,569	80	77	36	44	-	2	46	31	3	
2 Ballinakill,	25,558	2,447	55	40	27	28	-	-	17	23	15	
3 Ballyroan,	20,007	2,134	42	23	18	24	-	-	13	10	19	
4 Castletown,	18,653	2,049	22	23	9	13	-	-	8	15	-1	
5 Durrow,	24,026	2,099	72	48	33	39	-	-	25	23	24	
6 Rathdowney,	19,900	2,637	64	40	34	30	-	-	18	22	24	
44. ATHY, part of												
1 Ballylynan,	21,777	2,438	51	36	25	26	-	-	19	17	15	
2 Stradbally,	26,260	3,193	80	35	35	45	-	1	22	13	45	
45. CARLOW, part of.												
1 Ballickmoyler and Newtown,	29,692	3,395	66	47	29	37	-	-	20	27	19	
2 Carlow, No. 2,	7,338	820	19	10	10	9	-	-	4	6	9	
46. MOUNTMELICK, part of.												
1 Clonaslee,	36,373	2,648	39	47	17	22	-	-	34	13	-8	
2 Clonygowan, No. 1,	2,856	1,909	35	18	23	12	-	-	7	11	17	
3 Coolrain,	28,971	1,441	29	25	14	15	-	-	11	14	4	
4 Emo,	30,773	3,478	66	45	40	26	-	-	27	18	21	
5 Maryborough,	23,759	6,448	134	143	65	69	-	-	67	76	-9	
6 Mountmellick, W.,	27,432	5,125	122	125	68	54	4	3	66	59	-3	
7 Mountrath,	25,996	4,187	79	63	43	36	-	-	29	34	16	
47. ROSCREA, part of.												
1 Borris-in-Ossory,	36,602	3,712	57	55	34	23	-	-	19	36	2	
Westmeath Co.												
48. ATHLONE, part of.												
1 Athlone, No. 1, W.,	10,990	8,654	207	170	98	109	7	2	89	81	37	
2 Glassan,	24,675	3,391	67	44	37	30	-	-	30	14	23	
3 Moate,	32,649	4,777	95	59	40	55	-	-	26	33	36	
49. BALLYMAHON, part of.												
1 Ballymore,	30,409	3,069	48	49	26	22	-	-	29	20	-1	
50. DELVIN.												
1 Castlepollard,	23,522	3,189	59	38	32	27	-	2	20	18	21	
2 Clonmellon,	23,133	2,290	36	29	22	14	1	1	11	18	7	
3 Delvin, W.,	27,673	2,385	49	46	28	21	4	2	24	22	3	

BIRTHS AND DEATHS Registered in the Year 1912—REGISTRARS' DISTRICTS arranged by COUNTIES
and SUPERINTENDENT REGISTRARS' DISTRICTS.—*continued.*

REGISTRARS DISTRICTS.	AREA in Statute Acres.	Popu- lation in 1911.	TOTAL.		BIRTHS.				DEATHS.		Excess of Births over Deaths.
			BIRTHS.	DEATHS.	Including Illegitimate Births.		Illegitimate Births.		Males.	Females.	
					Males.	Females.	Males.	Females.			
I.—PROVINCE OF LEINSTER.—<i>con.</i>											
No. 51. GRANARD, part of.											
1 Coole,	11,517	1,041	23	16	11	12	-	-	10	6	7
2 Finnea, No. 1,	9,888	939	21	16	12	9	-	-	9	7	5
3 Street, No. 1,	15,058	1,411	23	22	12	11	1	-	12	10	1
52. MULLINGAR.											
1 Ballynacarrigy,	34,562	3,368	72	39	35	37	-	-	18	21	33
2 Castletown Geoghegan,	35,223	3,089	49	46	29	20	-	-	24	22	3
3 Killucan,	25,977	3,162	67	40	39	28	-	1	18	22	27
4 Milltown,	27,492	2,118	41	28	22	19	1	-	12	16	13
5 Mullingar, W.,	31,791	9,643	227	208	128	99	6	4	109	99	19
6 Multyfarnham,	22,374	2,177	34	27	20	14	-	-	14	13	7
7 Tyrrellspass,	31,182	3,201	75	51	35	40	-	-	27	24	24
53. TULLAMORE, part of.											
1 Kilbeggan,	16,550	2,082	36	23	15	21	-	-	8	15	13
Wexford Co.											
54. ENNISCORTHY.											
1 Clonroche,	35,323	4,490	110	62	56	54	1	3	30	32	48
2 Enniscorthy, W.,	35,811	11,127	219	241	111	108	12	10	126	115	-22
3 Ferns,	23,668	3,060	81	52	39	42	-	-	23	29	29
4 Killann,	34,366	3,583	87	53	38	49	-	-	24	29	34
5 Newtownbarry,	27,687	3,991	85	47	40	45	2	3	19	28	38
6 Oulart,	36,541	5,053	93	73	47	46	-	1	36	37	20
55. GOREY.											
1 Camolin,	33,385	3,432	60	50	23	37	-	-	21	29	10
2 Coolgreany,	29,975	2,792	56	27	25	31	1	-	12	15	29
3 Gorey, W.,	31,628	6,055	134	121	60	74	4	4	66	55	13
4 Killenagh and Wells,	35,121	3,816	79	55	43	36	1	1	22	23	24
56. NEW ROSS, part of.											
1 Carrickbyrne,	36,110	4,196	82	74	47	35	1	3	42	32	8
2 Fethard, No. 1,	18,371	2,991	60	44	31	29	2	1	26	18	16
3 " 2,	16,192	3,000	66	50	30	36	-	1	22	28	16
4 New Ross, W.,	4,521	6,233	151	193	81	70	9	11	89	104	-42
5 Old Ross,	31,991	3,834	74	51	39	35	-	-	24	27	23
6 Templeludigan,	17,213	1,929	37	34	16	21	-	-	17	17	3
57. WEXFORD.											
1 Bannow,	26,066	3,525	57	59	29	28	-	2	23	36	-2
2 Bridgetown,	28,161	4,827	93	72	39	54	2	4	36	36	21
3 Broadway,	22,774	4,322	99	58	49	50	1	-	31	27	41
4 Crossabeg,	18,752	2,605	45	31	24	21	1	-	18	13	14
5 Taghmon and Glynn,	25,702	3,208	50	46	28	22	1	-	23	23	4
6 Wexford, W.,	11,602	14,204	397	275	161	216	6	12	146	129	122

BIRTHS AND DEATHS Registered in the Year 1912—REGISTRARS' DISTRICTS arranged by COUNTIES
and SUPERINTENDENT REGISTRARS' DISTRICTS.—*continued.*

REGISTRARS' DISTRICTS.	AREA in Statute Acres.	Popu- lation in 1911.	TOTAL.		BIRTHS.				DEATHS.		Excess of Births over Deaths.
			BIRTHS.	DEATHS.	Including Illegitimate Births.		Illegitimate Births.		Males.	Females.	
					Males.	Females.	Males.	Females.			
I.—PROVINCE OF LEINSTER.—<i>con.</i>											
Wicklow Co.											
No. 58. BALTINGLASS, part of.											
1 Baltinglass, No. 1, W., ..	17,995	2,688	61	59	28	33	2	2	40	19	2
2 Dunlavin,	43,834	3,621	65	56	34	31	-	1	30	26	9
3 Kiltegan,	41,977	2,626	32	45	16	16	-	-	30	15	-13
59. NAAS, part of.											
1 Blessington	51,087	3,105	54	47	30	24	-	-	27	20	7
60. RATHDOWN, part of.											
1 Bray, No. 1,	1,062	7,691	144	104	83	61	2	1	55	49	40
2 Delgany,	11,018	3,600	63	38	32	31	-	1	19	19	25
3 Powerscourt,	22,423	1,850	26	18	15	11	-	-	7	11	8
61. RATHDRUM.											
1 Annamoe,	59,601	2,293	31	23	20	11	-	-	9	14	8
2 Arklow,	17,342	6,463	132	94	69	63	3	-	48	46	38
3 Aughrim,	24,368	1,669	32	21	16	16	-	-	16	5	11
4 Dunganstown,	23,186	1,884	42	31	24	18	2	-	20	11	11
5 Newbridge,	17,767	2,214	47	21	27	20	-	1	6	15	26
6 Newcastle,	23,555	3,348	80	41	41	39	1	1	18	23	39
7 Rathdrum, W.,	36,964	2,805	58	76	37	21	5	4	50	26	-18
8 Wicklow,	24,704	6,236	138	114	69	69	1	-	52	62	24
62. SHILLELAGH.											
1 Coolattin, W.,	42,444	5,165	111	83	61	50	2	3	46	37	28
2 Tinahely,	40,630	3,453	58	40	35	23	-	1	25	15	18
II.—PROVINCE OF MUNSTER.											
Clare Co.											
63. BALLYVAGHAN.											
1 Ballyvaghan, W.,	71,658	3,651	71	46	40	31	-	1	20	26	25
64. CORROFIN.											
1 Corrofin, W.,	61,382	4,483	89	58	48	41	-	-	34	24	31
65. ENNIS.											
1 Crusheen,	24,835	2,501	45	17	27	18	-	-	8	9	28
2 Ennis, No. 1, W.,	7,640	7,686	169	175	98	71	5	1	84	91	-6
3 " " 2,	18,715	2,414	54	27	32	22	1	-	12	15	27
4 Killaniv,	33,221	3,508	88	27	45	43	-	-	14	13	61
5 Newmarket,	29,428	3,414	57	39	21	36	-	-	18	21	18
66. ENNISTIMON.											
1 Ennistimon, W.,	33,907	6,243	129	87	53	76	1	5	53	34	42
2 Milltown Malbay,	35,303	6,133	121	91	65	56	1	-	49	42	30
3 Roadford,	30,409	4,506	65	32	33	32	-	-	18	14	33

BIRTHS AND DEATHS Registered in the Year 1912—REGISTRARS' DISTRICTS arranged by COUNTIES
and SUPERINTENDENT REGISTRARS' DISTRICTS.—*continued.*

REGISTRARS' DISTRICTS.	AREA in Statute Acres.	Popu- lation in 1911	TOTAL.		BIRTHS.				DEATHS.		Excess of Births over Deaths.
			BIRTHS.	DEATHS.	Including Illegitimate Births		Illegitimate Births.		Males.	Females.	
					Males.	Females.	Males.	Females.			
II.—PROVINCE OF MUNSTER.—<i>con.</i>											
No 67. KILLADYSEERT.											
1 Ballynacally, W.,	36,569	4,786	93	82	46	47	1	-	46	36	11
2 Labasheeda,	26,049	3,430	87	39	45	42	-	-	22	17	48
68. KILRUSH.											
1 Carrigaholt,	22,794	3,149	72	65	43	29	-	-	26	39	7
2 Craggaknock,	37,476	6,668	101	71	58	43	-	-	39	32	30
3 Kilkee,	24,626	5,279	100	86	47	53	1	-	44	42	14
4 Kilmihil,	31,927	4,397	106	50	52	54	-	-	23	27	56
5 Kilrush, W.,	20,678	6,154	126	102	53	73	2	5	59	43	24
69. LIMERICK, part of.											
1 Bridgetown,	41,177	4,104	88	49	45	43	-	1	21	28	39
2 Coolacasey,	27,482	3,034	52	36	24	28	1	-	20	16	16
70. SCARRIFF.											
1 Annacarriga,	19,381	2,749	35	47	19	16	-	-	27	20	—12
2 Feakle,	34,848	3,502	76	45	42	34	-	1	29	16	31
3 Kilkishen,	21,294	2,587	37	26	16	21	-	-	13	13	11
4 Mountshannon, W., ..	32,404	3,586	77	76	47	30	1	2	46	30	1
5 Quin,	25,519	2,280	39	29	22	17	-	-	17	12	10
6 Tulla,	39,615	3,988	98	40	59	39	-	-	19	21	58
Cork Co. and Co. Borough.											
71. BANDON.											
1 Bandon, W.,	21,184	7,027	149	82	68	81	-	1	48	34	67
2 Inishannon,	17,117	2,312	44	30	20	24	-	-	13	17	14
3 Kilbrittain,	16,132	1,915	32	23	15	17	-	-	13	10	9
4 Murragh,	22,409	2,754	67	45	37	30	1	-	23	22	22
5 Templemartin,	24,641	2,880	66	32	30	36	1	1	13	19	34
72. BANTRY.											
1 Bantry, W.,	24,479	5,667	112	70	56	56	1	1	42	28	42
2 Durrus and Kilerohane, ..	24,384	2,779	41	21	21	20	-	-	12	9	20
3 Glengarriff,	27,722	2,471	69	37	38	31	-	-	23	14	32
4 Kealkill,	30,700	1,816	52	16	24	28	-	-	7	9	36
73. CASTLETOWN.											
1 Castletown, W.,	39,908	5,370	151	56	81	70	1	-	25	31	95
2 Kilcatherine,	34,412	5,023	126	66	67	59	-	-	32	34	60
74. CLONAKILTY.											
1 Clonakilty, W.,	28,953	6,817	137	103	76	61	2	2	50	53	34
2 Rosscarbery,	27,480	5,419	126	81	62	64	-	-	43	38	45
3 Timoleague,	24,582	5,392	122	89	66	56	-	-	32	57	33

BIRTHS AND DEATHS Registered in the Year 1912—REGISTRARS' DISTRICTS arranged by COUNTIES and SUPERINTENDENT REGISTRARS' DISTRICTS.—*continued.*

REGISTRARS' DISTRICTS	AREA in Statute Acres	Popu- lation in 1911.	TOTAL.		BIRTHS.				DEATHS.		Excess of Births over Deaths.
			BIRTHS.	DEATHS.	Including Illegitimate Births.		Illegitimate Births.		Males.	Females.	
					Males.	Females.	Males.	Females.			
II.—PROVINCE OF MUNSTER.—<i>con.</i>											
No. 75. CORK.											
1 Ballincollig,	17,739	3,401	66	36	38	28	-	-	20	16	30
2 Ballygarvan,	13,953	1,759	36	26	15	21	1	-	15	11	10
3 Blarney,	22,366	3,411	50	33	26	24	-	-	12	21	17
4 Carrigaline, No. 1,	6,141	1,983	44	28	14	30	-	-	14	14	16
5 „ No. 2,	2,777	3,154	47	51	26	21	1	-	22	29	-4
6 Carrignavar,	22,606	2,009	43	23	22	21	1	-	15	8	20
7 Cork, Rural, No. 1, W.,	2,780	9,338	232	598	123	109	32	31	304	294	-366
8 „ No. 2,	8,806	9,382	163	164	67	96	-	-	90	74	-1
9 Cork, Urban, No. 1,		13,455	248	224	146	102	2	-	111	113	24
10 „ No. 2,		10,399	286	164	141	145	-	-	74	90	122
11 „ No. 3,		9,793	253	143	139	114	-	1	65	78	110
12 „ No. 4,	2,681	9,139	176	154	96	80	1	2	79	75	22
13 „ No. 5,		6,250	108	89	47	61	-	2	40	49	19
14 „ No. 6,		11,581	496	194	257	239	4	4	93	101	302
15 „ No. 7,		16,056	389	262	204	185	1	1	129	133	127
16 Douglas,	10,115	2,942	47	30	26	21	-	-	11	19	17
17 Dripsey,	18,229	2,807	51	35	31	20	1	1	19	16	16
18 Queenstown, No. 1,		2,935	79	34	40	39	1	-	19	15	45
19 „ No. 2,	7,135	8,669	185	99	83	102	-	1	44	55	86
20 Riverstown,	19,831	2,952	62	35	28	34	-	-	14	21	27
21 Whitechurch,	15,362	3,043	53	26	24	29	-	-	7	19	27
76. DUNMANWAY.											
1 Ballineen,	23,189	4,096	94	51	46	48	-	1	29	22	43
2 Coolmountain,	46,836	3,984	101	43	52	49	-	-	28	15	58
3 Dunmanway, W.,	23,896	4,193	104	58	52	52	-	-	35	23	46
77. FERMOY.											
1 Ballyhooley,	32,002	3,473	66	57	36	30	-	1	29	28	9
2 Ballynoe,	33,116	2,909	56	27	29	27	-	-	17	10	29
3 Fermoy, W.	19,012	9,535	243	135	125	118	3	5	64	71	108
4 Kilworth,	31,696	4,106	95	61	50	45	-	-	33	28	34
5 Rathcormack,	32,505	2,810	48	27	22	26	-	-	15	12	21
78. KANTURK.											
1 Boherboy,	35,161	5,030	101	62	57	44	-	1	31	31	39
2 Kanturk, W.,	47,794	6,813	163	117	70	93	1	3	51	66	46
3 Milford,	40,048	4,471	117	66	47	70	1	-	31	35	51
4 Newmarket,	62,654	5,985	148	75	86	62	-	-	32	43	73
79. KILMALLOCK, part of.											
1 Charleville,	19,388	3,990	101	68	54	47	-	-	36	32	33
80. KINSALE.											
1 Ballyfeard,	19,634	2,054	34	25	13	21	1	-	12	13	9
2 Ballymartle,	19,120	1,630	29	14	16	13	-	-	5	9	15
3 Carrigaline,	15,137	3,297	58	30	30	28	-	1	17	13	28
4 Courceys,	13,606	2,104	40	28	21	19	-	-	17	11	12
5 Kinsale, W.,	12,663	6,576	114	127	66	48	-	1	65	62	-13

BIRTHS AND DEATHS Registered in the Year 1912—REGISTRARS' DISTRICTS arranged by COUNTIES
and SUPERINTENDENT REGISTRARS' DISTRICTS.—*continued.*

REGISTRARS' DISTRICTS.	AREA in Statute Acres.	Popu- lation in 1911.	TOTAL.		BIRTHS.				DEATHS.		Excess of Births over Deaths.
			BIRTHS.	DEATHS.	Including Illegitimate Births.		Illegitimate Births.		Males.	Females.	
					Males.	Females.	Males.	Females.			
II.—PROVINCE OF MUNSTER.—<i>con.</i>											
No. 81. MACROOM.											
1 Cannaway,	26,628	3,011	60	25	24	36	-	-	11	14	35
2 Clonmoyle,	35,366	4,304	98	55	53	45	-	1	33	22	43
3 Inchigeelagh,	32,275	3,190	80	38	55	31	-	-	23	15	48
4 Macroom, W.,	39,449	6,353	133	102	61	72	3	1	49	53	31
5 Slieveragh,	45,446	4,560	100	41	56	44	1	-	19	22	59
82. MALLOW.											
1 Ballyclogh,	16,020	1,553	41	12	15	26	-	-	5	7	29
2 Buttevant,	28,999	4,782	118	40	60	58	1	1	18	22	78
3 Doneraile,	29,819	3,251	75	48	38	37	1	-	27	21	27
4 Kilahannig,	37,713	3,800	76	41	41	35	1	-	20	21	35
5 Mallow, W.,	12,789	5,779	136	119	73	63	4	4	61	58	17
6 Rahau,	23,475	2,051	41	37	21	20	-	-	22	15	4
83. MIDDLETON.											
1 Aghada,	19,103	4,081	73	55	30	43	-	1	30	25	18
2 Castlemartyr,	20,652	2,406	49	32	24	25	-	-	18	14	17
3 Cloyne,	15,724	3,965	72	29	36	36	-	1	15	14	43
4 Middleton, No. 1, W., ..	9,928	4,869	110	108	58	52	5	5	56	52	2
5 „ No. 2,	17,735	2,273	63	22	34	29	-	1	13	9	41
6 Walshstownmore, East, ..	26,241	2,028	29	22	18	11	1	-	6	16	7
84. MILLSTREET.											
1 Cullen,	28,412	4,462	119	54	66	53	-	-	25	29	65
2 Millstreet, W.,	46,527	5,718	143	90	82	61	6	2	45	45	53
85. MITCHELSTOWN, part of.											
1 Kildorrery,	24,552	3,364	65	45	41	24	-	-	20	25	20
2 Mitchelstown, No. 1, W., ..	23,851	5,188	157	106	73	84	3	8	59	47	51
86. SKIBBEREEN.											
1 Dromdaleague,	43,120	5,760	125	70	65	60	-	-	35	35	55
2 Skibbereen, W.,	23,643	6,350	131	107	61	70	-	2	61	46	24
3 Tullagh,	21,254	5,115	85	49	49	36	-	-	27	22	36
4 Unionhall,	27,372	6,251	128	82	66	62	-	1	35	47	46
87. SKULL.											
1 Goleen,	23,341	3,195	52	42	24	28	-	-	22	20	10
2 Skull, W.,	34,351	5,448	107	80	58	49	1	-	37	43	27
88. YOUGHAL, part of.											
1 Killeagh,	31,910	3,734	65	44	31	34	-	-	25	19	21
2 Youghal, W.,	5,650	6,107	132	144	57	75	4	4	65	79	-12
Kerry Co.											
89. CAHERSIVEEN.											
1 Caher, W.,	47,051	5,546	146	59	74	72	-	-	36	23	87
2 Darrynane,	24,884	3,062	90	38	48	42	-	-	18	20	52
3 Emlagh,	65,384	5,752	124	41	75	49	-	-	19	22	83
4 Glanbehy,	50,162	3,756	96	55	47	49	1	-	27	28	41
5 Valencia,	10,649	2,369	46	31	34	12	-	-	17	14	15

BIRTHS AND DEATHS Registered in the Year 1912—REGISTRARS' DISTRICTS arranged by COUNTIES
and SUPERINTENDENT REGISTRARS' DISTRICTS.—continued.

REGISTRARS' DISTRICTS.	AREA in Statute Acres.	Popu- lation in 1911.	TOTAL.		BIRTHS.				DEATHS.		Excess of Births over Deaths.
			BIRTHS.	DEATHS.	Including Illegitimate Births.		Illegitimate Births.		Males.	Females.	
					Males.	Females.	Males.	Females.			
II.—PROVINCE OF MUNSTER.—con.											
No. 90. DINGLE.											
1 Anascaul,	28,548	2,906	70	24	30	40	1	-	13	11	46
2 Castlegregory,	41,383	4,543	118	50	66	52	-	-	21	29	68
3 Dingle, W.,	23,049	5,003	129	66	77	52	1	1	39	27	63
4 Ventry,	33,479	5,352	108	37	56	52	-	-	19	18	71
91. KENMARE.											
1 Kenmare, W.,	31,715	3,433	63	40	27	36	-	1	22	18	23
2 Kilgarvan,	52,426	2,987	75	15	38	37	-	-	10	5	60
3 Sneem,	58,469	3,879	81	37	42	39	1	-	19	18	44
4 Tuosist,	55,806	2,913	71	28	37	34	-	-	13	15	43
92. KILLARNEY.											
1 Coom,	45,452	6,680	179	77	92	87	-	-	42	35	102
2 Killarney, No. 1, W.,	36,024	5,311	114	160	57	57	8	4	85	75	—46
3 „ No. 2,	52,249	5,680	126	52	63	63	-	1	25	27	74
4 Killorglin,	53,849	8,656	200	84	112	88	1	-	45	39	116
5 Milltown,	25,090	4,326	104	66	48	56	-	1	36	30	38
6 Molahiffe,	38,767	5,333	88	39	48	40	-	-	24	15	49
93. LISTOWEL, part of.											
1 Ballybunion,	19,642	3,676	79	41	40	39	-	-	17	24	38
2 Ballyduff,	22,770	4,981	132	82	65	67	1	-	41	41	50
3 Ballyhorgan,	38,139	5,178	120	72	64	56	-	-	40	32	48
4 Ballylongford,	27,669	3,949	85	51	44	41	2	-	27	24	34
5 Listowel, W.,	34,003	8,166	211	170	113	98	7	5	81	89	41
6 Tarbert,	23,281	4,271	104	42	56	48	-	2	24	18	62
94. TRALEE.											
1 Ardfer,	38,606	6,973	157	58	83	74	-	-	34	24	99
2 Brosna, No. 1,	31,025	4,116	90	40	54	36	1	-	20	20	50
3 „ No. 2,	34,764	3,391	81	27	39	42	-	-	13	14	54
4 Castleisland,	30,959	4,658	107	59	51	56	-	3	26	33	48
5 Castlemaine,	18,264	2,347	57	23	30	27	-	-	11	12	34
6 Kilgobban,	10,420	745	19	4	7	12	-	-	-	4	15
7 Tralee, No. 1, W.,	57,775	9,380	229	170	127	102	6	5	94	76	59
8 „ No. 2,		10,073	252	110	139	113	-	-	63	47	142
Limerick Co. and Co. Borough.											
95. CROOM.											
1 Adare,	25,274	2,923	53	37	27	26	-	-	21	16	16
2 Castletown,	28,174	3,487	82	47	42	40	-	-	22	25	35
3 Croom, W.,	29,921	3,962	86	86	49	37	6	1	44	42	-
96. KILMALLOCK, part of.											
1 Bruff,	20,729	3,638	89	46	49	40	-	1	29	17	43
2 Bruree,	23,048	2,587	53	38	31	22	-	-	23	15	15
3 Hospital,	18,945	4,096	109	46	55	54	-	1	27	19	63
4 Kilfinnane,	37,476	5,535	121	72	69	52	1	2	31	41	49
5 Kilmallock, W.,	25,583	4,950	166	156	85	81	15	7	87	69	10

BIRTHS AND DEATHS Registered in the Year 1912—REGISTRARS' DISTRICTS arranged by COUNTIES
and SUPERINTENDENT REGISTRARS' DISTRICTS.—*continued.*

REGISTRARS' DISTRICTS.	AREA in Statute Acres.	Popu- lation in 1911.	TOTAL.		BIRTHS.				DEATHS.		Excess of Births over Deaths.
			BIRTHS.	DEATHS.	Including Illegitimate Births.		Illegitimate Births.		Males.	Females.	
					Males.	Females.	Males.	Females.			
II.—PROVINCE OF MUNSTER.—<i>con.</i>											
No. 97. LIMERICK, part of.											
1 Annacotty,	22,281	4,311	79	40	40	39	-	-	20	20	39
2 Caheroonlish,	27,536	3,865	93	49	46	47	-	2	24	25	44
3 Clarina,	22,948	3,530	62	38	28	34	-	-	13	25	24
4 Limerick, No. 1,	2,386	13,258	255	251	126	129	1	-	123	128	4
5 „ No. 2,		9,872	454	189	236	218	-	1	83	106	265
6 „ No. 3,		15,388	257	203	128	129	1	-	90	113	54
7 Limerick, Rural, W.,	6,376	4,640	167	368	63	84	17	16	202	166	-201
8 Moroe,	28,025	3,711	73	58	36	37	1	-	24	34	15
98. LISTOWEL, part of.											
1 Glin,	24,673	4,016	104	51	52	52	-	-	25	26	53
99. MITCHELSTOWN, part of.											
1 Galhally,	25,613	3,951	63	59	35	28	-	-	26	33	4
2 Mitchelstown, No. 2,	12,947	1,094	26	12	14	12	1	-	10	2	14
100. NEWCASTLE.											
1 Abbeyfeale,	37,679	7,487	200	103	103	97	-	1	46	57	97
2 Ardagh,	30,156	4,090	109	69	59	50	-	-	29	40	40
2 Broadford,	37,183	4,618	106	52	53	53	1	1	26	26	54
4 Feenagh,	20,929	2,825	56	35	30	26	-	-	17	18	21
5 Newcastle, W.,	17,896	4,574	130	106	67	63	9	4	56	50	24
101. RATHKEALE.											
1 Askeaton	22,240	2,574	51	34	35	19	-	-	18	16	20
2 Fallaskenry,	20,480	2,502	43	41	20	23	-	-	21	20	2
3 Rathkeale, No. 1, W.,	14,436	3,193	88	88	46	42	3	4	43	45	-
4 „ No. 2,	23,371	2,219	43	30	21	22	-	-	12	18	13
5 Shanagolden,	21,998	3,375	63	48	37	26	-	1	25	23	15
102. TIPPERARY, part of.											
1 Grean,	35,656	6,598	174	104	89	85	2	1	62	42	70
Tipperary Co. N.R.											
103. BIRR, part of.											
1 Riverstown,	27,497	1,883	36	15	15	21	-	-	5	10	21
104. BORRISOKANE.											
1 Borrisokane, W.,	27,566	3,035	69	57	39	30	4	-	29	28	12
2 CloghJordan,	26,976	2,590	57	39	30	27	1	-	18	21	18
3 Terryglass,	27,628	2,228	38	25	17	21	-	-	14	11	13
105. NENAGH.											
1 Nenagh, W.,	35,587	8,081	178	143	89	89	4	5	79	64	35
2 Newport,	44,964	4,712	109	64	59	49	-	-	34	30	44
3 Portroe,	30,536	3,529	71	43	38	33	-	-	18	25	28
4 Silvermines,*	30,762	2,770	34	27	20	14	-	-	14	13	7
5 Toomyvara,	41,550	3,946	65	47	32	33	-	1	22	25	18

* The figures for Silvermines are exclusive of 2 births (females) and 3 deaths (2 males and one female) relating to the fourth quarter, the returns for which were not received in time for Press.

BIRTHS AND DEATHS Registered in the Year 1912—REGISTRARS' DISTRICTS arranged by COUNTIES and SUPERINTENDENT REGISTRARS' DISTRICTS.—*continued.*

REGISTRARS' DISTRICTS.	AREA in Statute Acres.	Popu- lation in 1911.	TOTAL.		BIRTHS.				DEATHS.		Excess of Births over Deaths.	
			BIRTHS.	DEATHS.	Including Illegitimate Births.		Illegitimate Births.		Males.	Females.		
					Males.	Females.	Males.	Females.				
II.—PROVINCE OF MUNSTER.—<i>con.</i>												
No. 106. ROSCREA, part of.												
1 Bourney.	35,745	2,906	43	44	23	20	-	-	26	18	-1	
2 Roscrea, No. 1, W.. . .	21,796	4,746	103	94	43	60	1	-	44	50	9	
107. THURLES.												
1 Borrisoleigh,	32,064	4,572	74	62	37	37	-	-	35	27	12	
2 Holycross,	19,604	2,587	52	30	31	21	-	-	18	12	22	
3 Littleton,	32,012	3,198	82	33	46	36	1	-	17	16	49	
4 Moync,	25,741	2,820	52	35	28	24	-	1	12	23	17	
5 Templemore,	12,723	2,722	55	39	28	27	-	-	17	22	16	
6 Thurles, W.,	20,515	6,556	157	133	81	76	2	1	75	58	24	
Tipperary Co. S.R.												
108. CALLAN, part of.												
1 Ballingarry,	20,385	2,903	73	33	30	43	2	1	12	21	40	
2 Mullinahone,	21,519	2,338	52	32	28	24	1	-	13	19	20	
109. CARRICK-ON-SUIR, part of.												
1 Carrick-on-Suir, W.. . .	6,116	5,626	153	132	79	74	6	10	64	68	21	
2 Garrangibbon,	20,005	2,029	40	36	16	24	1	-	20	16	4	
110. CASHEL.												
1 Cashel, W.,	32,546	5,590	138	121	76	62	3	5	64	57	17	
2 Fethard,	29,589	3,806	93	53	50	43	-	-	28	25	40	
3 Killenaule,	28,531	3,263	71	45	39	32	-	-	22	23	26	
4 Kilpatrick,	31,568	3,766	67	45	32	35	-	-	26	19	22	
5 Tullamain,	33,954	3,076	62	31	28	34	-	-	18	13	31	
111. CLOGHEEN.												
1 Ardfinnan,	41,583	4,356	78	82	47	31	-	-	46	36	-4	
2 Caher,	33,679	5,607	110	56	56	54	2	2	33	23	54	
3 Clogheen, W..	42,153	4,774	119	96	63	56	3	8	43	53	23	
112. CLONMEL, part of.												
1 Clonmel, No. 1, W., . . .	1,304	10,209	224	247	102	122	6	4	120	127	-23	
2 Clonmel, No. 2 (Marlfield), . .	17,382	2,286	37	38	20	17	-	1	22	16	-1	
3 Kilsheelan, No. 1,	17,450	1,608	42	33	20	22	-	-	15	18	9	
4 Kiltinan,	11,169	909	22	14	13	9	-	-	6	8	8	
113. TIPPERARY, part of.												
1 Bansha,	41,766	3,872	104	46	46	58	2	-	19	27	58	
2 Cappagh,	32,693	4,054	94	54	58	36	1	-	28	26	40	
3 Emly,	24,672	4,126	81	57	33	48	-	-	29	28	24	
4 Golden,	22,720	2,450	47	25	27	20	-	-	17	8	22	
5 Tipperary, W.,	22,565	10,166	233	218	104	129	7	13	116	102	15	
114. URLINGFORD, part of.												
1 Kilcooly,	24,689	2,738	66	33	30	36	-	1	17	16	33	

BIRTHS AND DEATHS Registered in the Year 1912—REGISTRARS' DISTRICTS arranged by COUNTIES
and SUPERINTENDENT REGISTRARS' DISTRICTS.—*continued.*

REGISTRARS' DISTRICTS.	AREA in Statute Acres.	Popu- lation in 1911.	TOTAL.		BIRTHS.				DEATHS.		Excess of Births over Deaths.
			BIRTHS.	DEATHS.	Including Illegitimate Births.		Illegitimate Births.		Males.	Females.	
					Males.	Females.	Males.	Females.			
II.—PROVINCE OF MUNSTER—con.											
Waterford Co. and Co. Borough.											
115. CARRICK-ON-SUIR, part of.											
1 Carrickbeg,	6,264	637	13	12	9	4	-	-	6	6	1
2 Portlaw,	11,193	1,747	37	35	14	23	1	-	16	19	2
3 Rathgormuck,	37,042	2,510	59	23	31	28	1	-	8	15	36
116. CLONMEL, part of.											
1 Ballymacarbry,	15,954	1,431	32	20	16	16	1	-	8	12	12
2 Kilaheelan, No. 2,	12,198	670	11	12	7	4	-	-	9	3	-1
3 St. Mary's,	12,320	1,188	24	11	12	12	-	1	6	5	13
117. DUNGARVAN.											
1 Dungarvan, W.,	23,463	7,473	160	138	82	78	5	7	71	64	22
2 Ringville,	22,656	2,069	36	32	17	19	-	-	15	17	4
3 Seekinan,	30,523	2,310	51	29	24	27	1	2	12	17	22
4 Whitechurch,	17,572	2,384	56	23	21	35	2	-	10	13	33
118. KILMACTHOMAS.											
1 Bunmahon,	23,708	2,869	43	26	24	19	-	-	11	15	17
2 Kilmacthomas, W.,	40,884	3,961	99	81	47	52	1	5	31	50	18
119. LISMORE.											
1 Ballyduff,	28,699	2,392	61	32	30	31	-	-	14	18	29
2 Cappoquin,	26,237	3,621	58	60	32	26	-	-	35	25	-2
3 Lismore, W.,	26,098	3,760	70	103	32	38	3	3	50	53	-33
4 Tallow,	16,145	2,227	40	31	24	16	-	-	19	12	9
120. WATERFORD, part of.											
1 Kilmeadan,	19,196	2,173	37	35	14	23	1	1	20	15	2
2 Tramore,	13,635	3,210	70	62	44	26	2	1	30	32	8
3 Waterford, Rural, No. 1,	13,896	847	13	7	6	7	-	-	5	2	6
4 " Rural, No. 2,		1,021	19	6	9	10	-	-	2	4	13
5 " Urban, No. 1, W.,	1,438	14,961	328	400	173	155	9	19	198	202	-72
6 " Urban, No. 2,		12,503	364	167	194	170	1	-	83	84	197
7 Woodstown,	21,213	3,901	79	39	41	38	-	-	21	18	40
121. YOUGHAL, part of.											
1 Ardmore,	13,283	1,685	37	22	20	17	-	-	12	10	15
2 Clashmore,	20,872	2,416	46	39	30	16	-	-	21	18	7
III.—PROVINCE OF ULSTER.											
Antrim Co.											
122. ANTRIM.											
1 Antrim, W.,	14,597	5,876	116	162	57	59	2	5	75	87	-46
2 Connor,	21,632	3,188	60	42	32	28	2	-	26	16	18
3 Crumlin,	23,870	3,889	87	59	48	39	4	4	18	41	28
4 Doagh,	15,287	8,043	199	117	91	108	10	9	54	63	82
5 Randalstown,	20,866	5,159	114	71	64	50	1	2	31	40	43
6 Templepatrick,	21,173	3,895	91	44	43	48	2	2	22	22	47

BIRTHS AND DEATHS Registered in the Year 1912—REGISTRARS' DISTRICTS arranged by COUNTIES
and SUPERINTENDENT REGISTRARS' DISTRICTS.—*continued*

REGISTRARS' DISTRICTS.	AREA in Statute Acres.	Popu- lation in 1911.	TOTAL.		BIRTHS.				DEATHS.		Excess of Births over Deaths.
			BIRTHS.	DEATHS.	Including Illegitimate Births.		Illegitimate Births.		Males.	Females.	
					Males.	Females.	Males.	Females.			
III.—PROVINCE OF ULSTER—<i>con.</i>											
No. 123. BALLYCASTLE.											
1 Ballycastle, W.,	45,483	5,704	120	102	67	53	1	1	55	47	18
2 Croagh,	22,843	3,748	91	65	54	37	1	2	31	34	26
3 Cushendall,	34,317	2,741	45	33	25	20	-	1	18	15	12
124. BALLYMENA.											
1 Ahoghill,	14,380	5,132	103	76	54	49	6	1	36	40	27
2 Ballymena, W.,	8,230	13,512	339	242	169	170	7	9	118	124	97
3 Broughshane,	30,149	4,460	89	73	54	35	5	-	43	30	16
4 Clogh,	26,923	4,774	103	69	55	48	2	-	30	39	34
5 Galgorm,	15,907	6,834	150	79	79	71	5	4	34	45	71
6 Glenwhirry,	32,797	4,421	112	72	57	55	3	7	33	39	40
7 Portglenone,	17,226	5,304	109	79	61	48	7	3	39	40	30
8 Toome,	15,689	3,978	78	61	33	45	1	1	29	32	17
125. BALLYMONEY.											
1 Ballymoney, W.,	21,059	7,549	184	142	94	90	14	9	67	75	42
2 Bushmills,	12,713	3,217	86	59	43	43	2	4	32	27	27
3 Castlequarter,	35,866	4,337	100	66	56	44	4	5	29	37	34
4 Dervock,	20,722	3,701	87	53	47	40	6	2	24	29	34
5 Dirraw,	26,988	5,505	101	84	52	49	3	2	39	45	17
6 Portrush,	3,966	2,846	57	34	22	35	1	3	17	17	23
126. BELFAST, part of.											
1 Belfast, Rural, No. 1, ..	3,410	6,807	158	204	84	74	2	1	111	93	-46
2 .. No. 2, ..	8,010	799	18	4	9	9	-	-	1	3	14
3 .. No. 3, ..	3,035	1,433	22	9	9	13	-	-	4	5	13
4 .. No. 4, ..	7,657	3,622	84	47	35	49	-	3	20	27	37
127. LARNE.											
1 Ballycarry,	14,302	4,596	79	57	35	44	1	-	27	30	22
2 Ballynure,	20,263	3,617	82	48	41	41	6	1	25	23	34
3 Carrickfergus,	16,776	8,669	223	128	114	109	4	2	52	76	95
4 Glenarm,	30,770	4,532	108	68	64	44	3	-	34	34	40
5 Larne, W.,	30,523	12,539	349	213	185	164	17	14	114	99	136
6 Waterfoot,	5,401	461	9	10	8	1	-	-	4	6	-1
128. LISBURN, part of.											
1 Dunmurry,	8,944	6,052	138	75	71	67	2	1	41	34	63
2 Glenavy,	19,262	3,129	59	52	35	24	1	2	26	26	7
3 Knocknadona,	16,322	3,699	80	60	36	44	-	4	29	31	20
4 Lisburn, W.,	3,178	13,378	300	255	162	138	12	11	128	127	45
129. LURGAN, part of.											
1 Aghalee,	12,314	3,018	61	54	34	27	1	2	23	31	7

BIRTHS AND DEATHS Registered in the Year 1912—REGISTRARS' DISTRICTS arranged by COUNTIES
and SUPERINTENDENT REGISTRARS' DISTRICTS.—*continued.*

REGISTRARS' DISTRICTS.	AREA in Statute Acres.	Popu- lation in 1911.	TOTAL.		BIRTHS.				DEATHS		Excess of Births over Deaths.	
			BIRTHS.	DEATHS.	Including Illegitimate Births.		Illegitimate Births.		Males.	Females.		
					Males.	Females.	Males.	Females.				
III.—PROVINCE OF ULSTER—<i>con.</i>												
Armagh Co.												
No. 130. ARMAGH.												
1	Armagh, W.,	13,754	12,727	296	227	143	153	6	6	108	119	69
2	Blackwatertown,	16,827	3,856	78	89	43	35	-	1	50	39	-11
3	Keady,	35,938	8,949	209	153	97	112	3	2	71	82	56
4	Loughgall,	18,067	4,985	109	92	60	49	2	-	50	42	17
5	Markethill,	25,372	5,569	100	97	48	52	1	1	38	59	3
6	Rich Hill,	16,895	4,267	75	90	42	33	-	-	49	41	-15
7	Tynan,	10,771	3,756	75	70	40	35	1	-	37	33	5
131. BANBRIDGE, part of.												
1	Tanderagee,	18,007	5,750	110	107	51	59	1	3	56	51	3
132. CASTLEBLAYNEY, part of.												
1	Crossmaglen, No. 1,	19,004	5,623	126	85	48	78	-	3	37	48	41
2	Newtownhamilton, No. 1.	16,789	3,918	81	66	43	38	1	1	28	38	15
133. LURGAN, part of.												
1	Lurgan, No. 1. W.,	6,704	15,151	396	355	212	184	12	15	169	186	41
2	" No. 2,	7,762	2,851	52	58	20	32	-	-	22	36	-6
3	Portadown,	11,714	17,119	467	234	240	227	2	4	96	138	233
4	Tartaraghan,	14,163	4,920	89	69	41	48	2	1	40	29	20
134. NEWRY, part of.												
1	Ballybot, W.,	5,142	2,508	69	107	37	32	3	11	55	52	-38
2	Forkill,	11,501	2,971	49	65	22	27	-	1	31	34	-16
3	Meigh,	13,854	4,147	77	83	34	43	2	1	29	54	-6
4	Mountnorris,	17,873	3,214	81	52	45	36	1	-	26	26	29
5	Mullaghglass,	16,104	6,486	140	121	68	72	2	4	56	65	19
6	Poyntz Pass,	7,532	1,624	27	31	17	10	2	-	17	14	-4
Belfast Co. Borough.												
135. BELFAST, part of.												
1	Belfast, Urban, No. 1,	680	15,879	374	290	185	189	9	4	152	138	84
2	" No. 2,	859	49,500	1,307	736	690	617	9	9	361	375	571
3	" No. 3,	620	50,032	1,413	882	678	735	20	18	459	423	531
4	" No. 4, W.,	1,033	32,637	1,305	1,549	665	640	161	144	768	781	-244
5	" No. 5,	143	16,112	800	307	437	363	6	11	147	160	493
6	" No. 6,	1,635	37,293	717	451	335	382	8	10	193	258	266
7	" No. 7,	911	2,681	56	30	33	23	1	-	12	18	26
8	" No. 8,	1,599	5,964	125	75	69	56	2	-	39	36	50
9	" No. 9,	2,015	24,427	632	610	304	328	2	2	318	292	22
10	" No. 10,	464	28,958	841	409	423	418	9	8	200	209	432
11	" No. 11,	1,141	39,311	1,054	527	545	509	12	3	228	299	527
12	" No. 12,	834	38,076	1,263	585	631	632	4	6	309	276	678
13	" No. 13,	2,362	23,233	574	245	309	265	2	7	116	129	329
14	" No. 14,	429	175	4	2	4	-	-	-	1	1	2
15	" No. 15,	212	22,669	571	423	289	282	2	7	179	244	143

BIRTHS AND DEATHS Registered in the Year 1912—REGISTRARS' DISTRICTS arranged by COUNTIES and SUPERINTENDENT REGISTRARS' DISTRICTS.—continued.

REGISTRARS' DISTRICTS.	AREA in Statute Acres.	Popu- lation in 1911.	TOTAL.		BIRTHS.				DEATHS.		Excess of Births over Deaths.
			BIRTHS.	DEATHS.	Including Illegitimate Births.		Illegitimate Births.		Males.	Females.	
					Males.	Females.	Males.	Females.			
III.—PROVINCE OF ULSTER—con.											
Cavan Co.											
No. 136. BAILIEBOROUGH.											
1 Bailieborough W.,	26,009	5,443	112	107	63	49	5	-	56	51	5
2 Kingscourt,	13,107	2,594	45	40	21	24	-	-	23	17	5
3 Sherecock,	11,276	2,469	64	37	37	27	-	3	19	18	27
4 Termon,	21,560	4,251	100	72	43	57	-	1	29	43	28
137. BAWNBOY, part of.											
1 Ballyconnell, W.,	30,694	4,541	84	60	38	46	-	-	32	28	24
2 Newtowngore, No. 2,	2,313	324	9	7	4	5	-	-	3	4	2
3 Swanlinbar,	28,901	4,079	87	36	39	48	-	-	18	18	51
138. CAVAN.											
1 Arvagh,	17,074	3,994	77	60	45	32	-	1	29	31	17
2 Ballyhaise,	19,789	3,593	67	50	32	35	-	1	21	29	17
3 Bellanagh,	22,043	4,651	107	54	59	48	2	2	22	32	53
4 Belturbet,	21,622	4,352	86	68	29	57	1	-	26	42	18
5 Cavan, W.,	21,028	6,413	127	121	63	64	3	2	61	60	6
6 Killashandra,	17,027	3,036	60	42	26	34	-	-	25	17	18
7 Kilnaleck,	21,246	4,291	87	55	43	44	-	-	22	33	32
8 Stradone,	21,245	4,243	93	54	52	41	1	-	29	25	39
139. COOTEHILL, part of.											
1 Cootehill, W.,	21,216	5,417	106	105	49	57	3	3	50	55	1
2 Drum, No. 2,	21,513	3,962	55	42	30	25	-	-	23	19	13
3 Tullyvin,	26,653	5,090	102	64	56	46	-	-	30	34	38
140. ENNISKILLEN, part of.											
1 Dowra,*	30,662	3,598	74	45	39	35	-	-	21	24	29
2 Holywell, No. 2,*	9,845	1,315	30	9	14	16	-	-	3	6	21
141. GRANARD, part of.											
1 Finnea, No. 2,	12,720	2,682	51	17	26	25	1	-	10	7	34
2 Scrabby, No. 1,	7,561	1,755	44	23	26	18	-	-	11	12	21
142. OLDCASTLE, part of.											
1 Ballyjamesduff	19,483	4,555	108	63	61	47	1	2	28	35	45
2 Virginia,	22,438	4,525	92	61	44	48	-	1	35	26	31
Donegal Co.											
143. BALLYSHANNON, part of.											
1 Ballintra,	16,099	1,919	43	28	20	23	-	-	14	14	15
2 Ballyshannon, W.,	25,528	7,969	160	151	89	71	1	6	69	82	9
144. DONEGAL.											
1 Donegal, W.,	43,426	5,006	103	112	50	53	-	3	58	54	-9
2 Dunkineely,	17,628	3,630	89	56	42	47	-	1	24	32	33
3 Laghy,	29,369	3,561	69	55	29	40	-	-	21	34	14
4 Mountcharles,	33,981	5,263	114	87	69	45	-	1	41	46	27
5 Pettigoe,	36,041	2,156	43	40	21	22	-	-	20	20	3

* The new district of Dowra was formed as from 1st October, and the boundaries of the district of Holywell No. 2 altered. The figures given for these districts are for the areas as at present existing.

BIRTHS AND DEATHS Registered in the Year 1912—REGISTRARS' DISTRICTS arranged by COUNTIES
and SUPERINTENDENT REGISTRARS' DISTRICTS.—*continued.*

REGISTRARS' DISTRICTS.	AREA in Statute Acres.	Popu- lation in 1911.	TOTAL.		BIRTHS.				DEATHS.		Excess of Births over Deaths.
			BIRTHS.	DEATHS.	Including Illegitimate Births.		Illegitimate Births.		Males.	Females.	
					Males.	Females.	Males.	Females.			
III.—PROVINCE OF ULSTER—<i>con.</i>											
No. 145. DUNFANAGHY.											
1 Crossroads,	51,507	5,746	151	67	77	74	2	2	26	41	84
2 Dunfanaghy, W.,	32,405	4,326	117	73	59	58	-	-	38	35	44
3 Gweedore,	41,434	5,092	118	64	56	62	-	2	33	31	54
4 Tory Island,	819	307	5	4	2	3	-	-	2	2	1
146. GLENTIES.											
1 Ardara,	44,914	4,959	115	62	48	67	-	-	25	37	53
2 Carrick,	46,075	4,897	104	79	39	65	1	-	23	56	25
3 Dooncharry,	49,455	3,630	68	48	36	32	-	-	23	25	20
4 Dunglow, No. 1,	29,322	3,887	94	53	38	56	1	1	23	30	41
5 „ No. 2,	22,941	3,196	212	83	105	107	2	1	34	49	129
6 Glenties, W.,	43,209	3,635	69	69	31	38	2	2	29	40	—
7 Killybegs,	22,582	3,596	84	51	49	35	1	-	25	26	33
147. INISHOWEN.											
1 Buncrana,	35,680	5,974	165	84	86	79	1	-	41	43	81
2 Carndonagh, W.,	35,403	4,577	118	87	61	57	1	2	42	45	31
3 Clonmany,	23,477	4,352	92	72	41	51	1	1	37	35	20
4 Malin,	26,644	5,385	117	91	62	55	-	-	49	42	26
5 Moville,	38,845	7,288	158	122	88	70	-	3	63	59	36
148. LETTERKENNY.											
1 Church Hill,	60,051	3,630	88	59	41	47	1	-	26	33	29
2 Letterkenny, W.,	22,499	5,792	95	115	48	47	3	2	62	53	—20
3 Manorcunningham,	18,705	2,733	56	42	34	22	1	-	22	20	14
149. LONDONDERRY, part of.											
1 Burt,	20,309	2,772	65	45	28	37	1	1	25	20	20
2 Kilderry,	20,578	2,318	37	31	15	22	-	2	17	14	6
3 Killea,	18,148	3,045	82	45	40	42	1	1	20	25	37
150. MILLFORD.											
1 Fanad,	27,239	4,937	92	56	50	42	-	-	32	24	36
2 Kilmacrenan and Millford, W.,	28,628	3,888	62	68	32	30	3	-	38	30	—6
3 Rathmelton,	19,595	3,363	54	64	28	26	1	1	42	22	—10
4 Rathmullan,	11,883	2,330	45	42	22	23	-	1	25	17	3
5 Roeguill,	24,743	4,875	132	67	72	60	2	-	28	39	65
151. STRABANE, part of.											
1 Castlefinn,	28,594	5,634	137	106	65	72	4	1	52	54	31
2 Raphoe,	24,536	4,693	106	62	57	49	1	2	37	25	44
152. STRANORLAR.											
1 Cloghan,	53,950	4,351	100	65	52	48	1	2	33	32	35
2 Killygordon,	36,847	3,612	83	62	50	33	1	1	29	33	21
3 Stranorlar W.,	30,462	5,208	132	87	72	60	1	2	42	45	45

BIRTHS AND DEATHS Registered in the Year 1912—REGISTRARS' DISTRICTS arranged by COUNTIES and SUPERINTENDENT REGISTRARS' DISTRICTS.—*continued.*

REGISTRARS' DISTRICTS.	AREA in Statute Acres.	Popu- lation in 1911.	TOTAL.		BIRTHS.				DEATHS.		Excess of Births over Deaths.
			BIRTHS.	DEATHS.	Including Illegitimate Births.		Illegitimate Births.		Males.	Females.	
					Males.	Females.	Males.	Females.			
III.—PROVINCE OF ULSTER—<i>contd.</i>											
Down Co.											
No. 153. BANBRIDGE, part of.											
1 Ballyward,	24,756	5,634	118	83	64	54	2	1	44	39	35
2 Banbridge, W.,	24,689	14,424	321	269	171	150	8	11	138	131	52
3 Crossgar,	16,273	2,649	63	45	30	33	3	2	22	23	18
4 Dromore,	15,037	6,566	138	104	67	71	3	2	41	63	34
5 Loughbrickland,	26,443	5,108	109	67	47	62	1	2	33	34	42
154. BELFAST, part of.											
1 Castlereagh, No. 1,	6,705	2,503	41	26	23	18	-	-	11	15	15
2 „ No. 2,	5,904	6,742	138	73	77	61	2	-	40	33	65
155. DOWNPATRICK.											
1 Ballynahinch,	28,211	7,210	158	106	76	82	-	1	47	59	52
2 Clough,	23,952	6,270	140	103	79	61	2	2	45	58	37
3 Downpatrick, W.,	18,759	6,863	162	170	80	72	4	9	94	76	-18
4 Killough,	17,423	3,598	82	57	41	41	2	-	25	32	25
5 Killyleagh,	25,818	7,535	175	132	83	92	2	7	55	77	43
6 Portaferry,	16,223	4,504	110	61	47	63	1	-	27	34	49
7 Strangford,	17,728	3,196	61	64	29	32	1	1	26	38	-3
156. KILKEEL.											
1 Bryansford,	21,431	4,708	94	66	48	46	1	-	29	37	28
2 Kilkeel, No. 1,	28,526	6,137	151	80	76	75	4	1	37	43	71
3 „ No. 2, W.,	19,459	4,673	109	96	58	51	3	2	43	53	13
4 Rosstrevor,	12,538	2,559	46	44	21	25	1	1	17	27	2
157. LISBURN, part of.											
1 Annahilt,	17,657	3,453	74	62	38	36	-	1	28	34	12
2 Ballyleson,	12,034	4,577	67	126	31	36	-	1	67	59	-59
3 Drumbeg,	10,352	3,971	85	37	43	42	2	2	24	13	48
4 Hillsborough,	18,763	5,230	97	84	52	45	2	-	41	43	13
5 Saintfield,	12,545	2,839	72	48	33	39	1	1	30	18	24
158. LURGAN, part of.											
1 Moira,	15,420	4,660	85	70	39	46	-	2	32	38	15
2 Waringstown,	11,840	5,890	138	107	80	58	1	1	50	57	31
159. NEWRY, part of.											
1 Donaghmore,	13,520	2,430	70	24	33	37	2	1	15	9	46
2 Newry, No. 1,	2,782	6,151	144	100	79	65	1	-	45	55	44
3 „ No. 2,	8,653	8,890	211	140	110	101	2	2	62	78	71
4 Rathfryland,	27,855	6,097	124	99	59	65	2	-	45	54	25
5 Warrenpoint,	13,213	4,876	99	61	50	49	1	-	23	38	38

BIRTHS AND DEATHS Registered in the Year 1912—REGISTRARS' DISTRICTS arranged by COUNTIES
and SUPERINTENDENT REGISTRARS' DISTRICTS.—*continued.*

REGISTRARS' DISTRICTS.	AREA in Statute Acres.	Popu- lation in 1911.	TOTAL.		BIRTHS.				DEATHS.		Excess of Births over Deaths.	
			BIRTHS.	DEATHS.	Including Illegitimate Births.		Illegitimate Births.		Males.	Females.		
					Males.	Females.	Males.	Females.				
III.—PROVINCE OF ULSTER—<i>con.</i>												
No. 160. NEWTOWNARDS.												
1 Bangor,	17,103	11,515	235	166	128	107	8	6	77	89	69	
2 Comber,	16,723	5,887	144	83	85	59	4	2	36	47	61	
3 Donaghadee,	9,620	4,878	133	32	69	64	-	6	39	43	51	
4 Greyabbey,	18,831	6,196	142	99	77	65	3	6	38	61	43	
5 Kilmood,	14,703	3,490	94	44	53	41	2	1	22	22	50	
6 Newtownards, W.,	17,372	12,374	322	240	141	181	15	17	107	133	82	
Fermanagh Co.												
161. BALLYSHANNON, part of.												
1 Belleek,	31,726	4,015	63	55	35	33	1	-	31	24	13	
2 Church Hill,	26,717	1,703	33	19	17	16	-	-	10	9	14	
162. CLONES, part of.												
1 Newtown Butler,	21,691	3,805	75	42	45	30	-	-	19	23	33	
2 Rosslea,	23,978	3,977	104	69	44	60	-	1	44	25	35	
163. ENNISKILLEN, part of.												
1 Ely,*	36,044	3,593	73	52	36	37	-	-	25	27	21	
2 Enniskillen, W.,*	21,480	7,873	174	157	87	87	3	5	66	91	17	
3 Florencecourt,*	35,956	4,416	98	62	53	45	3	-	33	29	36	
4 Holywell, No. 1,*	23,722	1,749	38	18	19	19	-	-	9	9	20	
5 Lisbellaw,*	14,996	2,425	50	32	22	28	2	2	14	18	18	
6 Tempo,	24,945	3,701	65	60	31	34	-	2	35	25	5	
164. IRVINESTOWN, part of.												
1 Clonelly,	12,735	1,406	34	24	19	15	-	-	14	10	10	
2 Ederney,	27,142	4,114	68	72	30	38	-	-	33	39	—4	
3 Irvinestown, W.,	18,040	3,601	91	72	51	40	2	-	34	38	19	
165. LISNASKEA.												
1 Brookeborough,	35,211	4,451	82	75	47	35	2	-	40	35	7	
2 Derrylin,	26,966	4,639	103	64	49	54	1	-	29	35	39	
3 Lisnaskea, W.,	25,440	4,246	91	86	54	37	3	-	45	41	5	
4 Magniresbridge,	11,123	2,122	41	25	17	24	1	2	8	17	16	
Londonderry Co. and Co. Borough.												
166. COLERAINE.												
1 Aghadowey,	28,060	4,621	105	78	56	49	3	4	38	40	27	
2 Articlave,	24,954	3,496	76	70	49	27	2	3	31	39	6	
3 Coleraine, W.,	9,277	9,236	220	166	113	107	13	10	89	77	54	
4 Garvagh,	25,101	3,837	79	68	35	44	-	-	36	32	11	
5 Kilrea,	22,422	5,329	106	108	61	45	1	4	53	55	—2	
6 Portatewart,	9,267	3,705	83	43	41	42	3	2	22	21	40	

* Boundaries altered as from 1st October. The figures given relate to the areas as at present existing.

BIRTHS AND DEATHS Registered in the Year 1912—REGISTRARS' DISTRICTS arranged by COUNTIES and SUPERINTENDENT REGISTRARS' DISTRICTS.— *continued.*

REGISTRARS' DISTRICTS.	AREA in Statute Acres.	Popu- lation in 1911.	TOTAL.		BIRTHS.				DEATHS.		Excess of Births over Deaths.
			BIRTHS.	DEATHS.	Including Illegitimate Births.		Illegitimate Births.		Males.	Females.	
					Males.	Females.	Males.	Females.			
III.—PROVINCE OF ULSTER—<i>con.</i>											
167. LIMAVADY.											
No.											
1 Ballykelly,	30,438	4,382	103	58	49	54	2	1	27	31	45
2 Bellarena,	26,199	2,856	50	42	29	21	1	1	23	20	8
3 Dungiven,	42,318	4,245	94	52	43	51	1	-	25	27	42
4 Feeny,	29,646	2,311	59	49	29	30	-	-	19	30	10
5 Limavady, W.,	24,357	5,307	144	97	72	72	4	5	51	46	47
168. LONDONDERRY, part of.											
1 Claudy,	30,301	4,245	98	71	49	49	3	-	31	40	27
2 Eglinton,	25,552	4,003	87	47	50	37	1	2	30	17	40
3 Londonderry, Urban, No. 1.	1,588	8,188	192	119	104	88	3	1	47	72	73
4 " " No. 2,		23,422	600	362	317	283	3	5	159	203	238
5 Lower Liberties,	7,542	2,371	52	25	26	26	1	2	15	10	27
6 Upper Liberties,	3,927	776	19	14	8	11	1	-	4	10	5
7 Waterside, Rural,	16,087	3,018	55	50	30	25	-	1	24	26	5
8 Waterside, Urban, W., ..	991	9,170	227	175	115	112	10	12	70	105	52
169. MAGHERAFELT.											
1 Bellaghy,	26,635	8,456	153	143	79	74	2	1	69	74	10
2 Draperstown,	41,107	5,842	102	100	49	53	2	-	49	51	2
3 Maghera,	34,841	8,365	194	157	106	88	4	-	67	90	37
4 Magherafelt, W.,	22,600	7,229	161	134	87	74	6	5	70	64	27
5 Moneymore,	32,050	6,215	122	114	67	55	4	1	58	56	8
Monaghan Co.											
170. CARRICKMACROSS.											
1 Carrickmacross, W., ..	22,726	5,934	125	116	68	57	2	1	64	52	9
2 Donaghmoyno,	25,369	5,441	110	62	59	51	2	-	28	34	48
3 Raferagh,	17,592	3,733	71	66	40	31	-	-	39	27	5
171. CASTLEBLAYNEY, part of.											
1 Ballybay,	25,077	6,137	145	103	69	76	2	-	48	55	42
2 Castleblayney, W., .. .	27,479	7,670	178	146	93	85	3	3	66	80	32
3 Crossmaglen, No. 2, .. .	5,824	1,029	21	21	12	9	-	1	11	10	-
4 Newtownhamilton, No. 2, ..	5,455	832	13	10	5	8	-	-	7	3	3
172. CLONES, part of.											
1 Clones, W.,	27,812	8,098	160	130	86	74	2	8	61	69	30
173. COOTEHILL, part of.											
1 Dawsongrove,	28,248	4,521	88	65	43	45	-	-	34	31	23
2 Drum, No. 1,	8,228	1,334	45	28	24	21	-	-	15	13	17
174. MONAGHAN.											
1 Castleshane,	23,850	4,822	82	89	46	36	-	2	51	38	-7
2 Emyvale,	35,755	5,379	102	86	53	49	-	-	38	48	16
3 Kilmore,	18,333	3,858	70	83	31	39	-	-	42	41	-13
4 Monaghan, W.,	17,691	7,577	134	192	75	59	-	-	92	100	-58
5 Scotstown,	29,551	5,090	117	93	55	62	-	-	45	48	24

BIRTHS AND DEATHS Registered in the Year 1912—REGISTRARS' DISTRICTS arranged by COUNTIES
and SUPERINTENDENT REGISTRARS' DISTRICTS.—*continued.*

REGISTRARS' DISTRICTS.	AREA in Statute Acres.	Popu- lation in 1911.	TOTAL.		BIRTHS.				DEATHS.		Excess of Births over Deaths.	
			BIRTHS.	DEATHS.	Including Illegitimate Births.		Illegitimate Births.		Males.	Females.		
					Males.	Females.	Males.	Females.				
III.—PROVINCE OF ULSTER—<i>con.</i>												
Tyrone Co.												
175. CASTLEDERG.												
No.												
1	Castlederg, W.,	23,765	5,070	135	78	70	65	5	2	46	32	57
2	Drumquin,	22,763	2,167	39	30	15	24	2	-	15	15	9
3	Killeter,	45,305	3,924	74	61	38	36	1	-	28	23	23
176. CLOGHER.												
1	Aughnacloy,	10,192	2,354	53	40	22	31	-	-	15	25	13
2	Ballygawley,	22,507	3,499	70	47	42	28	2	-	26	21	23
3	Clogher, W.,	31,013	4,637	96	86	42	54	4	2	46	40	10
4	Fivemiletown,	25,624	3,254	75	47	42	33	1	1	20	27	28
177. COOKSTOWN.												
1	Coagh,	11,265	3,810	98	46	50	48	1	3	26	20	62
2	Cookstown, W.,	32,995	9,645	222	188	115	107	7	13	88	100	34
3	Pomeroy,	36,537	5,353	120	92	66	54	2	-	43	49	28
4	Stewartstown,	16,146	3,708	102	60	53	49	1	3	27	33	42
178. DUNGANNON.												
1	Benburb,	17,368	3,964	69	66	39	30	3	-	22	44	3
2	Caledon and Ballymagran,	18,801	2,947	58	48	24	34	-	-	22	26	10
3	Clonavaddy,	31,602	5,377	106	78	56	50	1	-	45	33	28
4	Coal Island,	20,427	7,628	143	122	82	61	2	1	64	55	21
5	Dungannon, W.,	22,177	10,334	220	232	125	95	8	4	119	113	-12
179. IRVINESTOWN, part of.												
1	Trillick,	24,137	3,915	73	79	35	38	-	-	41	38	-6
180. OMAGH.												
1	Drumore,	22,146	3,384	75	69	39	36	3	3	35	34	6
2	Drumquin,	20,720	2,761	53	34	25	28	-	1	14	20	19
3	Fintona,	27,183	4,893	122	89	64	58	-	2	49	40	33
4	Gortin,	55,035	5,094	107	67	53	54	1	2	38	29	40
5	Omagh, No. 1, W.,	39,552	11,182	249	307	135	114	11	5	154	153	-58
6	„ No. 2,	35,495	4,260	91	87	40	51	-	-	50	37	4
7	Sixmilecross,	29,146	4,866	113	87	55	58	1	1	41	46	26
181. STRABANE, part of.												
1	Dunnamanagh,	32,079	4,510	116	66	55	61	-	3	35	31	50
2	Newtownstewart,	29,283	6,053	153	81	81	72	4	2	37	44	72
3	Plumb Bridge,	55,711	4,572	78	76	36	42	-	-	29	47	2
4	Strabane, W.,	19,985	9,504	247	161	127	120	14	15	71	90	86

BIRTHS AND DEATHS Registered in the Year 1912—REGISTRARS' DISTRICTS arranged by COUNTIES
and SUPERINTENDENT REGISTRARS' DISTRICTS.—*continued.*

REGISTRARS' DISTRICTS.	AREA in Statute Acres.	Popu- lation in 1911.	TOTAL.		BIRTHS.				DEATHS.		Excess of Births over Deaths.
			BIRTHS.	DEATHS.	Including Illegitimate Births.		Illegitimate Births.		Males.	Females.	
					Males.	Females.	Males.	Females.			
IV.—PROVINCE OF CONNAUGHT.											
Galway Co.											
182. BALLINASLOE, part of.											
1 Ahascragh,	17,330	1,502	37	23	20	17	-	-	12	11	14
2 Ballinasloe, W.,	20,814	6,551	115	182	55	60	2	3	99	83	67
3 Killaan,	27,600	2,531	64	23	36	28	-	-	15	8	41
4 Kiltormer,	27,907	2,634	50	20	29	21	-	-	11	9	30
5 Laurencetown,	31,919	2,057	45	24	23	22	-	-	14	13	21
183. CLIFDEN.											
1 Clifden, W.,	40,884	5,905	127	103	75	62	1	1	49	54	24
2 Inishbofin,	3,261	801	14	15	9	5	-	-	4	11	1
3 Rinvyle,	44,834	3,587	73	35	37	36	-	-	15	20	38
4 Roundstone, No. 1, .. .	72,074	3,064	63	27	40	23	-	-	15	12	36
5 " No. 2,	32,679	3,968	90	42	47	43	-	-	20	22	48
184. GALWAY.											
1 Galway, No. 1,	10,293	8,453	205	117	109	96	-	1	59	58	88
2 " No. 2, W.,	11,108	7,395	203	197	104	99	2	7	101	96	6
3 " No. 3 (Arran), .. .	11,579	2,679	46	34	24	22	-	-	18	16	12
4 Moycullen,	25,042	2,055	53	24	27	26	-	-	12	12	29
5 Oranmore,	30,370	3,570	69	42	37	32	-	-	18	24	27
6 Spiddle,	63,435	5,392	140	61	59	81	-	-	36	25	79
7 Turloughmore,	46,709	5,539	137	45	67	70	-	-	23	22	92
185. GLENNAMADDY.											
1 Dunmore,	17,314	2,127	39	25	15	24	-	-	11	14	14
2 Glennamaddy, W., .. .	40,206	5,934	120	84	58	62	-	-	48	36	36
3 Williamstown,	42,751	7,202	167	79	85	82	-	-	41	38	88
186. GORT.											
1 Ardrahan,	36,854	3,030	80	31	51	29	-	-	17	14	49
2 Gort, W.,	33,440	4,682	110	67	47	63	2	-	34	33	43
3 Kinvarra,	36,032	3,670	75	39	42	33	-	-	21	18	36
187. LOUGHREA.											
1 Athenry,	56,440	5,842	141	59	69	72	-	-	25	34	82
2 Bullauñ,	55,862	4,095	90	40	50	40	-	-	23	17	50
3 Loughrea, W.,	29,669	4,673	112	86	57	55	1	1	48	38	26
4 Woodford,	56,956	4,539	101	63	49	52	-	1	37	26	38
188. MOUNT BELLEW.											
1 Clonbrock,	29,966	3,883	97	40	60	37	-	-	22	18	57
2 Killeroran,	31,918	4,796	98	49	49	49	2	-	26	23	49
3 Mount Bellew, W., .. .	40,520	5,524	114	92	53	61	-	-	50	42	22

BIRTHS AND DEATHS Registered in the Year 1912—REGISTRARS' DISTRICTS arranged by COUNTIES
and SUPERINTENDENT REGISTRARS' DISTRICTS.—*continued.*

REGISTRARS' DISTRICTS.	AREA in Statute Acres.	Popu- lation in 1911.	TOTAL.		BIRTHS.				DEATHS.		Excess of Births over Deaths.
			BIRTHS.	DEATHS.	Including Illegitimate Births.		Illegitimate Births.		Males.	Females.	
					Males.	Females.	Males.	Females.			
IV.—PROVINCE OF CONNAUGHT											
<i>—continued.</i>											
No. 189. OUGHTERARD.											
1 Cloonbur, No. 1,	27,440	3,522	78	42	39	39	-	1	23	19	36
2 „ No. 2,	31,426	1,268	22	13	6	16	-	-	8	5	9
3 Lettermore,	44,555	7,858	209	86	106	103	-	-	42	44	123
4 Oughterard, W.,	70,085	4,088	91	64	43	48	-	1	32	32	27
190. PORTUMNA.											
1 Eyrecourt,	31,463	3,135	86	49	47	39	-	-	23	26	37
2 Portumna, No. 1. W ..	30,622	4,395	96	86	44	52	1	1	47	39	10
3 „ No. 2,	15,179	1,151	26	16	15	11	-	-	12	4	10
191. TUAM.											
1 Abbey,	34,526	4,210	113	48	42	71	-	1	28	20	65
2 Dunmore,	36,518	6,976	153	78	77	76	-	-	38	40	75
3 Headford,	47,000	5,573	106	71	53	53	-	-	39	32	35
4 Tuam, No. 1, W.,	34,380	6,319	143	103	68	75	-	3	57	46	40
5 „ No. 2,	38,840	6,049	116	79	55	61	-	-	34	45	37
Leltrim Co.											
192. BALLYSHANNON, part of.											
1 Kinlough,	32,425	4,557	83	80	44	39	-	-	35	45	3
193. BAWNBOY, part of.											
1 Ballinamore,	26,605	5,584	111	62	63	48	-	-	32	30	49
2 Newtowngore, No. 1, ..	16,183	2,655	57	36	30	27	-	-	14	22	21
194. CARRICK-ON-SHANNON, part of.											
1 Drumshanbo,	33,789	5,208	111	61	55	56	-	1	25	36	50
2 Jamestown, W.,	29,695	6,578	107	116	53	54	-	2	53	63	—9
195. MANORHAMILTON.											
1 Drumahaire,	31,379	5,556	105	61	48	57	1	1	32	29	44
2 Drumkeeran,	30,973	4,422	99	45	45	54	-	-	20	25	54
3 Lurganboy,	45,802	4,202	67	44	39	28	-	1	19	25	23
4 Manorhamilton, W., ..	36,703	6,436	137	88	72	65	1	1	40	48	49
196. MOHILL.											
1 Carrigallen,	18,542	3,590	71	68	39	32	-	-	27	41	3
2 Mohill, W.,	26,232	6,058	115	95	52	63	-	1	55	40	20
3 Rinn,	29,127	5,314	97	59	58	39	-	-	30	29	38
4 Rowan,	19,055	3,422	78	55	35	43	-	-	36	19	23
Mayo Co.											
197. BALLINA.											
1 Ballina, W.,	73,811	17,719	414	240	193	231	1	7	119	121	174
2 Crossmolina,	76,617	5,812	139	62	73	66	-	-	39	23	77

BIRTHS AND DEATHS Registered in the Year 1912—REGISTRARS' DISTRICTS arranged by COUNTIES
and SUPERINTENDENT REGISTRARS' DISTRICTS.—*continued.*

REGISTRARS' DISTRICTS.	AREA in Statute Acres.	Popu- lation in 1911.	TOTAL.		BIRTHS.				DEATHS.		Excess of Births over Deaths.	
			BIRTHS.	DEATHS.	Including Illegitimate Births.		Illegitimate Births.		Males.	Females.		
					Males.	Females.	Males.	Females.				
IV.—PROVINCE OF CONNAUGHT <i>—continued.</i>												
No. 198. BALLINROBE.												
1 Ballinrobe, W.,	37,482	7,252	156	109	72	84	-	-	52	57	47	
2 Cappaghduff,	36,153	3,510	62	35	37	25	-	-	18	17	27	
3 Cong,	32,304	4,203	93	59	42	51	-	1	26	33	34	
4 Hollymount,	41,205	4,963	124	76	68	56	-	-	34	42	48	
199. BELMULLET.												
1 Bangor,	79,445	4,459	109	52	58	51	2	-	27	25	57	
2 Binghamstown, W., ..	32,131	5,228	141	77	65	76	-	-	41	36	64	
3 Knocknallower,	67,670	4,659	137	67	76	61	-	-	36	31	70	
200. CASTLEBAR.												
1 Balla,	43,071	8,626	158	98	74	84	-	-	52	46	60	
2 Castlebar, No. 1, W., ..	49,478	11,299	255	203	120	135	1	-	104	99	52	
3 ,, No. 2,	48,644	5,880	134	82	62	72	-	-	44	38	52	
201. CLAREMORRIS.												
1 Ballindine,	34,553	6,647	140	69	73	67	-	-	38	31	71	
2 Ballyhaunis,	41,323	10,259	263	163	132	131	-	-	73	90	100	
3 Claremorris, W.,	34,914	7,374	173	106	93	80	2	-	59	47	67	
202. KILLALA.												
1 Ballycastle,	79,742	4,518	90	72	53	37	-	-	33	39	18	
2 Killala, W.,	25,418	3,338	74	54	34	40	1	1	33	21	20	
203. SWINEFORD.												
1 Foxford,	21,912	5,464	129	38	65	64	-	-	16	22	91	
2 Kilkelly,	40,263	10,338	258	154	135	123	-	-	80	74	104	
3 Kiltamagh,	22,700	7,454	195	61	104	91	-	-	33	28	134	
4 Lowpark,	35,973	9,474	279	119	137	142	-	-	67	52	160	
5 Swineford, W.,	30,712	10,021	290	151	154	136	3	-	82	69	139	
204. WESTPORT.												
1 Achill,	36,347	5,377	150	48	76	74	-	-	19	29	102	
2 Ballycrooy,	70,906	3,635	84	32	49	5	1	-	15	17	52	
3 Bundorragha,	31,038	276	7	3	4	3	-	-	3	-	4	
4 Islandeady,	32,656	4,717	98	66	56	42	-	-	35	31	32	
5 Louisburgh,	70,250	5,788	143	72	64	79	-	1	36	36	71	
6 Newport,	64,218	5,200	115	93	66	49	-	-	41	52	22	
7 Westport, W.,	42,420	8,687	205	142	101	104	3	1	77	65	63	
Roscommon Co.												
205. ATHLONE, part of.												
1 Athlone, No. 2,	16,668	2,679	48	38	29	19	-	-	23	15	10	
2 Brideswell,	38,291	4,005	56	40	26	30	-	-	22	18	16	
3 Kiltoom,	27,752	2,947	63	32	37	26	-	1	16	16	31	

BIRTHS AND DEATHS Registered in the Year 1912—REGISTRARS' DISTRICTS arranged by COUNTIES
and SUPERINTENDENT REGISTRARS' DISTRICTS.—*continued.*

REGISTRARS' DISTRICTS.	AREA in Statute Acres.	Popu- lation in 1911.	TOTAL.		BIRTHS.				DEATHS.		Excess of Births over Deaths.
			BIRTHS.	DEATHS.	Including Illegitimate Births.		Illegitimate Births.		Males.	Females.	
					Males.	Females.	Males.	Females.			
IV.—PROVINCE OF CONNAUGHT <i>—continued.</i>											
206. BALLINASLOE, part of.											
1 Creagh,	35,059	3,286	69	44	36	33	-	-	25	19	25
207. BOYLE, part of.											
1 Ballinameen,	28,759	4,573	86	51	47	39	-	-	26	25	35
2 Ballyfarnan, No. 1,	1,871	441	14	8	9	5	-	-	8	-	6
3 Boyle, No. 1, W.,	32,653	6,841	119	100	59	40	-	1	40	60	19
4 Keadaw,	21,372	3,958	74	51	40	34	-	-	27	24	23
208. CARRICK-ON-SHANNON, part of.											
1 Aughrim,	37,518	5,755	100	76	45	55	-	-	36	40	24
209. CASTLEREAGH.											
1 Ballagherreen,	19,172	5,768	127	62	52	75	-	-	31	31	65
2 Ballinlough,	41,116	8,209	183	96	84	99	-	-	50	48	85
3 Castlereagh, W.,	38,462	5,497	87	78	39	48	1	1	34	44	9
4 Frenchpark,	35,383	6,239	138	92	68	70	-	-	47	45	46
5 Loughglinn,	26,530	5,841	122	70	71	51	-	1	35	35	52
210. ROSCOMMON											
1 Athleague,	36,443	3,777	85	48	47	38	-	-	24	24	37
2 Ballyleague,	41,353	5,215	81	74	39	42	-	1	42	32	7
3 Roscommon, W.,	36,549	5,080	111	102	58	53	1	2	52	50	9
211. STROKESTOWN.											
1 Elphin,	25,197	3,464	55	78	24	31	-	-	37	41	-23
2 Roosky,	33,480	4,951	72	83	39	33	-	-	40	43	-11
3 Strokestown, W.,	31,662	5,430	102	84	56	46	1	1	47	37	18
Sligo Co.											
212. BOYLE, part of.											
1 Ballyfarnan, No. 2,	22,892	3,012	69	37	35	34	-	-	20	17	32
2 Boyle, No. 2,	19,796	2,823	52	36	26	26	-	-	22	14	16
3 Gurteen,	32,837	6,758	108	86	60	48	-	-	38	48	22
213. DROMORE WEST.											
1 Castleconor,	27,929	4,145	97	54	50	47	-	-	22	32	43
2 Easky, W.,	36,312	4,519	97	73	54	43	2	-	29	44	24
3 Skreen,	32,822	3,439	55	48	28	27	1	-	26	22	7
214. SLIGO.											
1 Ballymote,	19,136	4,193	73	40	44	29	-	-	26	14	33
2 Carney, No. 1,	22,087	4,765	107	54	49	58	-	-	25	29	53
3 „ No. 2,	22,469	3,697	77	60	43	34	-	-	33	27	17
4 Collooney,	25,713	3,874	114	45	59	55	-	-	19	26	69
5 Riverstown,	23,561	4,011	89	59	50	39	-	-	30	29	30
6 Sligo, No. 1, W.,	16,386	5,572	110	197	50	60	3	3	122	75	-87
7 „ No. 2,	14,456	10,235	242	121	128	114	1	2	55	66	121
215. TOBERCURRY											
1 Aclare,	46,178	8,121	188	97	94	94	1	-	44	53	91
2 Coolaney,	34,302	3,254	79	45	36	43	-	-	20	25	34
3 Tobercurry, W.,	45,329	6,627	129	113	76	53	1	-	50	63	16

TABLES

SHOWING THE

NUMBER OF MARRIAGES, BIRTHS

AND

DEATHS

REGISTERED IN EACH OF THE FOUR QUARTERS OF THE YEAR,

ALSO

DETAILS AT DIFFERENT AGES, AND CAUSES OF DEATH,

IN

1912.

ABSTRACT OF MARRIAGES.—Marriages registered in Ireland, pursuant to the

PROVINCES AND COUNTIES.	TOTAL MARRIAGES.	MARRIAGES.													
		Registered under the Act 7 & 8 Vic., c. 81.													
		According to the Rites of the Church of Ireland.							In Registered Presbyterian Meeting Houses.	In Registered Buildings.	In the Registrar's Office.	Society of Friends.	Jews.	TOTAL Registered under the Act 7 & 8 Vic., c. 81.	Roman Catholic Marriages Registered under the 26 & 27 Vic., c. 90.
		Special Licence.	Licence.	Banns.	Registrar's Certificate.	Not stated by which of the foregoing Forms.	TOTAL.								
IRELAND, ..	23,283	36	2,848	599	4	7	3,494	2,331	454	405	9	13	6,706	16,577	
PROVINCES.															
I. LEINSTER, ..	6,632	23	547	126	3	1	700	64	44	138	5	3	954	5,678	
II. MUNSTER, ..	4,985	3	130	46	-	-	179	8	24	17	-	2	230	4,755	
III. ULSTER, ..	9,074	10	2,092	420	-	5	2,527	2,251	384	248	4	8	5,422	3,652	
IV. CONNAUGHT, ..	2,592	-	79	7	1	1	88	8	2	2	-	-	100	2,492	
I.—PROVINCE OF LEINSTER.—															
No.															
1	CARLOW, ..	174	-	8	1	-	9	-	1	-	-	-	10	164	
2	DUBLIN, ..	969	12	153	23	1	189	20	11	31	1	-	252	717	
3	DUBLIN CO. BOROUGH,	2,424	9	219	59	1	288	29	23	93	2	3	438	1,986	
4	KILDARE, ..	306	-	20	13	-	33	2	-	10	-	-	45	261	
5	KILKENNY, ..	354	-	11	2	-	13	1	1	1	-	-	16	338	
6	KING'S, ..	288	-	12	6	-	18	1	2	-	1	-	22	266	
7	LONGFORD, ..	238	-	13	-	-	14	3	1	-	-	-	18	220	
8	LOUTH, ..	296	-	11	2	-	13	7	-	1	-	-	21	275	
9	MEATH, ..	296	-	6	1	-	7	-	-	-	-	-	7	289	
10	QUEEN'S, ..	223	-	23	11	-	34	1	2	-	-	-	37	186	
11	WESTMEATH, ..	294	-	12	1	-	13	-	1	1	-	-	15	279	
12	WEXFORD, ..	475	-	23	2	-	25	-	1	-	1	-	27	448	
13	WICKLOW, ..	295	2	36	5	1	44	-	1	1	-	-	46	249	
II.—PROVINCE OF MUNSTER.—															
14	CLARE, ..	396	-	5	2	-	7	-	-	-	-	-	7	389	
15	CORK CO. AND CO. BOROUGH,	1,956	2	71	28	-	101	5	15	12	-	2	135	1,821	
16	KERRY, ..	699	-	11	5	-	16	-	1	-	-	-	17	682	
17	LIMERICK CO. AND CO. BOROUGH,	782	1	17	5	-	23	-	5	2	-	-	30	752	
18	TIPPERARY, N.R.,	352	-	10	1	-	11	1	2	1	-	-	15	337	
19	TIPPERARY, S.R.,	400	-	7	2	-	9	-	-	2	-	-	11	389	
20	WATERFORD CO. & CO. BOROUGH,	400	-	9	3	-	12	2	1	-	-	-	15	385	
III.—PROVINCE OF ULSTER.—															
21	ANTRIM, ..	1,023	-	200	4	-	204	550	43	29	-	-	826	197	
22	ARMAGH, ..	634	1	208	2	-	211	87	30	31	3	-	362	272	
23	BELFAST CO. BOROUGH	3,008	3	935	397	-	1,337	687	206	105	1	8	2,344	664	
24	CAVAN, ..	585	-	63	-	-	64	8	4	1	-	-	77	498	
25	DONEGAL, ..	723	-	84	9	-	87	66	10	1	-	-	144	641	
26	DOWN, ..	1,003	2	201	4	-	208	433	36	36	-	-	713	290	
27	FERMANAGH, ..	294	-	80	1	-	81	5	14	4	-	-	104	190	
28	LONDONDEERRY CO. & CO. BOROUGH,	787	2	153	5	-	160	242	28	22	-	-	452	335	
29	MONAGHAN, ..	344	1	62	-	-	33	44	4	2	-	-	86	261	
30	TYRONE, ..	720	1	136	4	-	142	129	9	17	-	-	297	423	
IV.—PROVINCE OF CONNAUGHT.—															
31	GALWAY, ..	723	-	12	4	-	16	-	-	-	-	-	16	707	
32	LEITRIM, ..	311	-	30	-	-	30	1	2	-	-	-	33	278	
33	MAYO, ..	770	-	7	1	1	10	1	-	1	-	-	12	758	
34	ROSCOMMON, ..	448	-	9	1	-	10	3	-	-	-	-	13	435	
35	SLIGO, ..	340	-	21	1	-	22	3	-	1	-	-	26	314	

Abstract of Marriages, 1912.

Acts 7 & 8 Vic., c. 81, and 26 & 27 Vic., c. 90, in the year ending 31st December, 1912.

MARRIAGES.																PROVINCES AND COUNTIES.
Registered in the Quarter ending the last day of				Contracted between				Of		Of Persons not of full Age.		Signed the Marriage Register with Marks.				
MARCH.	JUNE.	SEPTEMBER.	DECEMBER.	Bachelors and Spinsters.	Bachelors and Widows.	Widowers and Spinsters.	Widowers and Widows.	Widowers.	Widows.	Men.	Women.	Men.	Women.	Cases in which		
														Both signed.	One signed.	
6,663	5,591	5,656	5,373	20,797	569	1,539	378	1,917	947	407	1,485	1,316	879	328	1,539	IRELAND.
1,579	1,615	1,907	1,531	5,945	197	389	101	490	298	148	468	294	203	63	371	PROVINCES.
2,037	958	1,006	984	4,532	117	271	65	336	182	49	196	215	114	30	269	LEINSTER.
2,119	2,311	2,307	2,337	8,003	185	703	183	886	368	198	744	579	410	155	679	MUNSTER.
928	707	436	521	2,317	70	176	29	205	99	12	77	228	152	80	220	ULSTER.
																CONNAUGHT.

MARRIAGES in the Year 1912—in COUNTIES

54	47	28	45	155	8	10	1	11	9	3	19	9	-	-	9	CARLOW.
197	253	302	217	875	17	66	11	77	28	14	44	19	18	4	29	DUBLIN.
528	550	800	546	2,153	81	132	58	190	139	97	202	60	103	22	119	DUBLIN CO. BOROUGH.
64	73	74	95	272	12	19	3	22	15	2	21	16	7	3	17	KILDARE.
108	88	89	69	320	12	19	3	22	15	3	24	21	15	10	16	KILKENNY.
89	70	81	48	268	9	9	2	11	11	3	15	26	11	6	25	KING'S.
95	48	52	43	216	9	12	1	13	10	1	7	12	6	4	10	LONGFORD.
63	80	86	67	271	6	15	4	19	10	2	18	20	6	2	22	LOUTH.
72	87	55	82	271	4	20	1	21	5	4	18	16	4	1	18	MEATH.
58	52	52	61	208	6	7	2	9	8	3	14	10	2	1	10	QUEEN'S.
75	70	80	69	256	11	22	5	27	16	4	14	14	7	2	17	WESTMEATH.
113	131	117	114	418	14	37	6	43	20	10	46	46	15	4	53	WEXFORD.
63	66	91	75	262	8	21	4	25	12	2	26	25	9	4	26	WICKLOW.

MARRIAGES in the Year 1912—in COUNTIES

184	75	67	70	355	14	21	6	27	20	2	11	26	11	6	25	CLARE.
679	412	450	415	1,789	40	102	25	127	65	20	65	66	41	7	93	CORK CO. AND CO. BOROUGH.
398	119	94	88	643	15	36	5	41	20	4	21	34	12	2	42	KERRY.
347	135	153	147	699	21	47	15	62	36	9	44	33	16	4	41	LIMERICK CO. AND CO. BOROUGH.
156	57	73	66	316	12	22	2	24	14	-	16	14	9	3	17	TIPPERARY, N.B.
144	82	76	98	368	7	17	8	25	15	6	13	17	6	3	17	TIPPERARY, S.R.
129	78	93	100	362	8	26	4	30	12	8	26	25	19	5	34	WATERFORD CO. AND CO. BOROUGH.

MARRIAGES in the Year 1912—in COUNTIES

219	271	276	267	909	16	78	20	98	36	29	99	43	23	9	48	ANTRIM.
133	150	179	167	557	8	56	13	69	21	8	37	43	41	15	54	ARMAGH.
558	784	850	816	2,632	82	210	84	294	166	83	270	49	116	14	137	BELFAST CO. BOROUGH.
166	120	100	115	476	11	46	6	32	17	2	19	45	19	11	48	CAVAN.
263	164	184	169	858	7	49	11	66	16	9	54	188	73	44	193	DONEGAL.
225	257	250	275	878	19	88	18	106	37	31	102	60	33	16	61	DOWN.
90	78	61	65	257	6	28	3	31	9	1	13	31	7	1	36	FERMANAGH.
172	198	197	220	702	8	67	10	77	18	20	76	59	41	14	72	LONDONDERRY CO. AND CO. BOROUGH.
90	84	88	97	366	16	27	2	29	17	6	21	26	19	4	97	MONAGHAN.
176	203	168	173	637	13	54	16	70	29	9	53	88	45	27	79	TYRONE.

MARRIAGES in the Year 1912—in COUNTIES

271	188	116	143	647	22	44	10	54	32	5	30	73	45	29	60	GALWAY.
119	78	57	57	277	8	21	5	26	13	1	5	24	7	3	25	LEITRIM.
253	224	112	181	682	25	58	5	63	30	2	23	80	67	33	81	MAYO.
197	110	76	65	398	6	36	8	44	14	4	11	32	16	12	24	ROSCOMMON.
88	107	75	70	313	9	17	1	18	10	-	8	19	17	3	30	SLIGO.

ABSTRACT OF MARRIAGES.—Marriages registered in Ireland, pursuant to the

I.—PROVINCE OF LEINSTER.—

SUPERINTENDENT REGISTRARS' DISTRICTS.*	TOTAL MARRIAGES.	MARRIAGES.											TOTAL Registered under the Act 7 & 8 Vic., c. 81.	Roman Catholic Marriages Registered under the 23 & 27 Vic., c. 90.
		Registered under the Act 7 & 8 Vic., c. 81.												
		According to the Rites of the Church of Ireland.						In Registered Presbyterian Meeting Houses.	In Registered Buildings.	In the Registrar's Office.	Society of Friends.	Jews.		
		Special Licence.	Licence.	Banns.	Registrar's Certificate.	Not stated by which of the foregoing Forms.	TOTAL.							
1. Carlow Co.														
No. 1	BALTINGLASS, part of.	11	-	2	-	-	-	2	-	-	-	-	2	9
2	CARLOW, part of, ..	146	-	5	1	-	-	6	-	1	-	-	7	139
3	NEW ROSS, part of,	17	-	1	-	-	-	1	-	-	-	-	1	16
2. Dublin Co.														
4	BALBOTHERRY, ..	62	-	2	-	-	-	2	-	-	-	-	2	60
5	CELBRIDGE, part of,	37	-	1	-	-	-	1	1	-	-	-	2	35
6	DUBLIN, NORTH, part of.	71	1	4	4	-	-	9	2	-	-	-	11	60
7	DUBLIN, SOUTH, part of.	535	7	112	10	1	-	130	13	8	31	-	182	353
8	BATHDOWN, part of,	264	4	34	9	-	-	47	4	3	-	1	55	209
3. Dublin Co. Borough.														
9	DUBLIN, NORTH, part of.	1,283	4	87	29	1	-	121	21	5	43	-	190	1,093
10	DUBLIN, SOUTH, part of.	1,141	5	132	30	-	-	167	8	18	50	2	248	893
4. Kildare Co.														
11	ATHY, part of, ..	69	-	8	-	-	-	8	2	-	-	-	10	59
12	BALTINGLASS, part of.	13	-	-	-	-	-	-	-	-	-	-	-	13
13	CELBRIDGE, part of.	27	-	2	-	-	-	2	-	-	-	-	2	25
14	EDENDERRY, part of.	20	-	3	-	-	-	3	-	-	-	-	3	17
15	NAAS, part of, ..	177	-	7	13	-	-	20	-	-	10	-	30	147
5. Kilkenny Co.														
16	CALLAN, part of, ..	36	-	1	-	-	-	1	-	-	-	-	1	35
17	CARRICK-ON-SUIR, part of.	9	-	1	-	-	-	1	-	-	-	-	1	8
18	CASTLECOMER, ..	44	-	3	-	-	-	3	-	-	-	-	3	41
19	KILKENNY, ..	121	-	2	-	-	-	2	1	-	1	-	4	117
20	NEW ROSS, part of,	8	-	-	1	-	-	1	-	-	-	-	1	7
21	THOMASTOWN, ..	56	-	3	1	-	-	4	-	-	-	-	4	52
22	URLINGFORD, part of.	30	-	1	-	-	-	1	-	1	-	-	2	28
23	WATERFORD, part of.	50	-	-	-	-	-	-	-	-	-	-	-	50
6. King's Co.														
24	BIRR, part of, ..	111	-	4	3	-	-	7	-	-	-	-	7	104
25	EDENDERRY, part of.	23	-	3	1	-	-	4	-	-	-	-	4	19
26	MOUNTMELICK, part of.	14	-	-	-	-	-	-	-	-	-	-	-	14
27	RÓSCREA, part of,	19	-	2	-	-	-	2	-	-	-	-	2	17
28	TULLAMORE, part of.	121	-	3	2	-	-	5	1	2	-	1	9	112
7. Longford Co.														
29	BALLYMAHON, part of.	36	-	1	-	-	-	1	-	-	-	-	1	35
30	GRANARD, part of,	66	-	7	-	-	1	8	-	-	-	-	8	58
31	LONGFORD, ..	136	-	5	-	-	-	5	3	1	-	-	9	127
8. Louth Co.														
32	ARDEE, part of, ..	36	-	2	-	-	-	2	4	-	-	-	6	30
33	DROGHEDA, part of,	113	-	5	-	-	-	5	2	-	-	-	7	106
34	DUNDALK, ..	147	-	4	2	-	-	6	1	-	1	-	8	139

* See note (*) page 3.

I.—PROVINCE OF LEINSTER.—*continued.*

SUPERINTENDENT REGISTRARS' DISTRICTS.	TOTAL MARRIAGES.	MARRIAGES.												
		Registered under the Act 7 & 8 Vic., c. 81.												
		According to the Rites of the Church of Ireland.						In Registered Presbyterian Meeting Houses.	In Registered Buildings.	In the Registrar's Office.	Society of Friends.	Jews.	TOTAL Registered under the Act 7 & 8 Vic., c. 81.	Roman Catholic Marriages Registered under the 26 & 27 Vic., c. 90.
		Special Licence.	Licence.	Banns.	Registrar's Certificate.	Not stated by which of the foregoing Forms.	TOTAL.							
9. Meath Co.														
No. 35 ARDEE, part of, ..	7	-	1	-	-	-	1	-	-	-	-	1	6	
36 DROGHEDA, part of,	23	-	-	-	-	-	-	-	-	-	-	-	23	
37 DUNSHAUGHLIN,	40	-	-	-	-	-	-	-	-	-	-	-	40	
38 EDENDERRY, part of,	12	-	-	-	-	-	-	-	-	-	-	-	12	
39 KELLS, ..	72	-	2	-	-	-	2	-	-	-	-	2	70	
40 NAVAN, ..	58	-	1	1	-	-	2	-	-	-	-	2	56	
41 OLDCASTLE, part of,	27	-	1	-	-	-	1	-	-	-	-	1	26	
42 TRIM, ..	57	-	1	-	-	-	1	-	-	-	-	1	56	
10. Queen's Co.														
43 ABBEYLEIX, ..	75	-	8	3	-	-	11	-	1	-	-	12	63	
44 ATHY, part of, ..	14	-	3	1	-	-	4	-	-	-	-	4	10	
45 CARLOW, part of,	15	-	3	1	-	-	4	-	-	-	-	4	11	
46 MOUNTMELICK, part of,	106	-	9	6	-	-	15	1	1	-	-	17	89	
47 ROSCREA, part of,	13	-	-	-	-	-	-	-	-	-	-	-	13	
11. Westmeath Co.														
48 ATHLONE, part of,	100	-	6	-	-	-	6	-	1	1	-	8	92	
49 BALLYMAHON, part of,	21	-	-	-	-	-	-	-	-	-	-	-	21	
50 DELVIN, ..	38	-	3	-	-	-	3	-	-	-	-	3	35	
51 GRANARD, part of,	6	-	-	-	-	-	-	-	-	-	-	-	6	
52 MULLINGAR, ..	115	-	3	1	-	-	4	-	-	-	-	4	111	
53 TULLAMORE, part of,	14	-	-	-	-	-	-	-	-	-	-	-	14	
12. Wexford Co.														
54 ENNISCORTHY, ..	145	-	8	-	-	-	8	-	-	-	1	9	136	
55 GOREY, ..	63	-	6	-	-	-	6	-	-	-	-	6	57	
56 NEW ROSS, part of,	108	-	3	-	-	-	3	-	1	-	-	4	104	
57 WEXFORD, ..	159	-	6	2	-	-	8	-	-	-	-	8	151	
13. Wicklow Co.														
58 BALTINGLASS, part of,	54	-	5	-	1	-	6	-	-	1	-	7	47	
59 NAAS, part of, ..	8	-	2	-	-	-	2	-	-	-	-	2	6	
60 RATHDOWN, part of,	67	-	15	4	-	-	19	-	1	-	-	20	47	
61 RATHDRUM, ..	119	2	11	1	-	-	14	-	-	-	-	14	105	
62 SHILLELAGH, ..	47	-	3	-	-	-	3	-	-	-	-	3	44	

II.—PROVINCE OF MUNSTER.—

14. Clare Co.													
63 BALLYVAGHAN, ..	12	-	-	-	-	-	-	-	-	-	-	-	12
64 CORROFIN, ..	17	-	1	-	-	-	1	-	-	-	-	1	16
65 ENNIS, ..	77	-	1	-	-	-	1	-	-	-	-	1	76
66 ENNISTIMON, ..	41	-	1	-	-	-	1	-	-	-	-	1	40
67 KILLADYSEET, ..	27	-	-	-	-	-	-	-	-	-	-	-	27
68 KILRUSH, ..	128	-	-	-	-	-	-	-	-	-	-	-	128
69 LIMERICK, part of,	33	-	1	1	-	-	2	-	-	-	-	2	31
70 SCARRIFF, ..	61	-	1	1	-	-	2	-	-	-	-	2	59

MARRIAGES in the Year 1912—in the SUPERINTENDENT REGISTRARS' DISTRICTS in each County.

MARRIAGES.																
Registered in the Quarter ending the last day of				Contracted between				Of		Of Persons not of full Age.		Signed the Marriage Register with Marks.				SUPERINTENDENT REGISTRARS' DISTRICTS.
MARCH.	JUNE.	SEPTEMBER.	DECEMBER.	Bachelors and Spinsters.	Bachelors and Widows.	Widowers and Spinsters.	Widowers and Widows.	Widowers.	Widows.	Men.	Women.	Men.	Women.	Cases in which		
														Both signed.	One signed.	
																9. Meath Co.
1	3	2	1	7	-	-	-	-	-	-	-	-	-	-	-	ARDEE, part of.
3	9	2	9	22	-	1	-	1	-	1	2	3	-	-	-	3 DROGHEDA, part of.
10	20	9	1	36	1	3	-	3	1	-	1	2	1	-	-	3 DUNSHAUGHLIN.
2	4	2	4	11	-	1	-	1	-	1	2	-	1	-	-	1 EDENDERRY, part of.
20	22	10	20	66	2	4	-	4	2	1	7	6	-	-	-	6 KELLS.
10	14	16	18	51	1	6	-	6	1	-	2	1	-	-	-	1 NAVAN.
7	9	6	5	24	-	2	1	3	1	-	-	3	-	-	-	3 OLDCASTLE, part of.
19	6	8	24	54	-	3	-	3	-	1	4	1	2	1	1	1 TRIM.
																10. Queen's Co.
21	17	23	14	70	4	1	-	1	4	2	6	3	2	1	3	3 ABBEYLEIX.
5	3	1	5	13	-	1	-	1	-	1	1	-	-	-	-	- ATHY, part of.
6	5	2	2	15	-	-	-	-	-	-	1	-	-	-	-	- CARLOW, part of.
23	25	22	36	99	2	3	2	5	4	-	5	5	-	-	-	5 MOUNTMELICK, part of.
3	2	4	4	11	-	2	-	2	-	-	1	2	-	-	-	2 ROSCREA, part of.
																11. Westmeath Co.
16	28	34	22	92	2	5	1	6	3	2	5	2	2	1	2	2 ATHLONE, part of.
8	5	3	5	17	1	3	-	3	1	-	-	1	-	-	-	1 BALLYMAHON, part of.
10	8	12	8	34	-	2	2	4	2	1	2	-	-	-	-	- DELVIN.
2	2	1	1	4	2	-	-	-	2	-	-	-	1	-	-	1 GRANARD, part of.
36	23	26	30	99	5	11	-	11	5	1	4	9	3	-	-	12 MULLINGAR.
3	4	4	3	10	1	1	2	3	3	-	3	2	1	1	1	1 TULLAMORE, part of.
																12. Wexford Co.
30	35	42	38	123	6	15	1	16	7	4	13	18	9	2	23	23 ENNISCORTHY.
19	19	10	16	53	4	5	1	6	5	-	6	3	1	-	4	4 GOBEY.
27	37	20	24	96	2	9	1	10	3	1	6	8	1	-	9	9 NEW ROSS, part of.
37	40	45	37	146	2	8	3	11	5	5	21	17	4	2	17	17 WEXFORD.
																13. Wicklow Co.
15	12	12	15	46	3	5	-	5	3	-	5	3	1	-	4	4 BALTINGLASS, part of.
1	4	1	2	6	-	2	-	2	-	-	-	-	-	-	-	- NAAS, part of.
10	11	25	21	61	-	5	1	6	1	1	3	2	2	1	2	2 RATHDOWN, part of.
25	29	39	26	109	4	3	3	6	7	1	13	15	6	3	15	15 RATHDRUM.
12	10	14	11	40	1	6	-	6	1	-	5	5	-	-	5	5 SHILLELAGH.

MARRIAGES in the Year 1912—in the SUPERINTENDENT REGISTRARS' DISTRICTS in each County.

																14. Clare Co.
3	6	-	3	11	-	-	1	1	1	-	-	1	-	-	1	1 BALLYVAGHAN.
8	2	3	4	13	1	2	1	3	2	-	2	2	1	1	1	1 CORROFIN.
27	8	27	15	71	1	4	1	5	2	-	-	4	2	1	4	4 ENNIS.
15	3	2	21	38	2	1	-	1	2	1	5	2	1	1	1	1 ENNISTIMON.
16	5	2	4	24	1	2	-	2	1	-	-	2	-	-	2	2 KILLADYSERT.
65	31	16	16	113	6	7	2	9	8	-	2	6	-	-	6	6 KILBUSH.
17	9	4	3	30	-	2	1	3	1	-	-	2	1	-	3	3 LIMERICK, part of.
33	11	13	4	55	3	3	-	3	3	1	2	7	6	3	7	7 SCARRIFF.

MARRIAGES in the Year 1912—in the SUPERINTENDENT REGISTRARS' DISTRICTS in each County.

MARRIAGES.															SUPERINTENDENT REGISTRARS' DISTRICTS.	
Registered in the Quarter ending the last day of				Contracted between				Of		Of Persons not of full Age.		Signed the Marriage Register with Marks.				
MARCH.	JUNE.	SEPTEMBER.	DECEMBER.	Bachelors and Spinners.	Bachelors and Widows.	Widowers and Spinners.	Widowers and Widows.	Widowers.	Widows.	Men.	Women.	Men.	Women.	Both signed.		Cases in which One signed.
																15. Cork Co. and Co. Borough.
33	13	24	11	77	1	3	-	3	1	2	1	5	1	-	6	BANDON.
30	13	9	11	58	1	3	1	4	2	-	3	6	1	-	7	BANTRY.
14	8	11	9	37	3	2	-	12	3	1	3	-	-	-	-	CASTLETOWN.
35	10	27	14	79	1	5	1	6	2	1	4	5	1	-	6	CLONAKILTY.
206	187	221	205	746	18	45	10	55	28	13	39	22	24	2	42	CORK.
17	3	7	11	34	-	3	1	4	1	-	-	4	-	-	4	DUNMANWAY.
37	30	26	22	106	1	7	1	8	2	1	2	5	1	1	4	FEBMOY.
64	21	22	20	115	3	7	2	9	5	1	4	3	-	-	3	KANTURK.
1	2	6	4	13	-	-	-	-	-	-	1	-	-	-	-	KILMALLOCK, part of.
28	16	11	17	62	2	8	-	8	2	-	3	1	2	-	3	KINSALE.
59	15	6	11	87	-	4	-	4	-	-	-	6	3	3	3	MACROOM.
37	13	15	17	77	1	4	-	4	1	-	3	2	2	-	4	MALLOW.
27	26	25	21	86	4	5	4	9	8	1	1	2	2	1	2	MIDDLETON.
14	4	-	12	27	1	1	1	2	2	-	-	1	-	-	1	MILLSTREET.
22	2	8	2	33	-	1	-	1	-	-	-	-	1	-	1	MITCHELSTOWN, part of.
36	26	17	11	87	1	2	-	2	1	-	-	1	-	-	1	SKIBBEREEN.
12	11	5	8	34	-	1	1	2	1	-	-	1	1	-	2	SKULL.
7	12	10	9	31	3	1	3	4	6	-	1	2	2	-	4	YOUGHAL, part of.
																16. Kerry Co.
58	28	6	8	92	2	5	1	6	3	-	2	12	1	1	11	CAHERSIVEEN.
55	8	4	2	68	-	-	1	1	1	-	2	2	2	-	4	DINGLE.
32	10	12	5	56	-	2	1	3	1	-	3	-	1	-	1	KENMARE.
96	34	10	25	154	3	7	1	8	4	1	5	9	1	-	10	KILLARNEY.
66	14	30	24	119	6	9	-	9	6	2	5	7	3	-	10	LISTOWEL, part of.
91	25	32	24	154	4	13	1	14	5	1	4	4	4	1	6	TRALEE.
																17. Limerick Co. and Co. Borough.
22	5	5	7	36	1	2	-	2	1	-	2	2	1	-	3	CROOM.
40	18	15	24	86	4	7	-	7	4	-	6	3	-	-	3	KILMALLOCK, part of.
126	81	96	93	356	8	21	11	32	19	8	25	17	11	3	22	LIMERICK, part of.
5	1	2	-	8	-	-	-	-	-	-	-	-	1	-	1	LISTOWEL, part of.
8	4	1	-	10	-	3	-	3	-	-	-	-	-	-	-	MITCHELSTOWN, part of.
86	8	21	6	100	5	12	4	16	9	1	6	8	3	1	9	NEWCASTLE.
32	11	8	13	61	2	1	-	1	2	-	4	3	-	-	3	RATHKEALE.
28	7	5	4	42	1	1	-	1	1	-	1	-	-	-	-	TIPPERARY, part of.
																18. Tipperary Co. N.R.
1	1	2	1	5	-	-	-	-	-	-	-	-	-	-	-	BIRR, part of.
19	6	7	6	34	3	1	-	1	3	-	2	1	1	-	2	BORRISOKANE
62	19	25	21	118	1	7	1	8	2	-	5	6	4	1	8	NENAGH.
12	9	12	11	32	4	8	-	8	4	-	-	4	2	1	4	ROSCREA, part of.
62	22	27	27	127	4	6	1	7	5	-	9	3	2	1	3	THURLES.
																19. Tipperary Co. S.R.
2	1	13	7	23	-	-	-	-	-	-	2	1	1	1	-	CALLAN, part of.
10	2	5	19	34	1	1	-	1	1	-	1	2	1	1	1	CARRICK-ON-SUIR, part of.
33	28	8	18	78	-	7	2	9	2	1	3	5	1	-	6	CASHEL.
25	11	14	11	52	3	3	3	6	6	1	-	3	1	-	4	CLOGHEEN.
17	21	14	21	69	1	1	2	3	3	3	3	4	1	1	3	CLONMEL, part of.
52	17	21	21	104	2	5	-	5	2	1	4	2	1	-	3	TIPPERARY, part of.
5	2	1	1	8	-	-	1	1	1	-	-	-	-	-	-	URLINGFORD, part of.

MARRIAGES in the Year 1912—in the SUPERINTENDENT REGISTRARS' DISTRICTS in each County.

MARRIAGES.														Signed the Marriage Register with Marks.				SUPERINTENDENT REGISTRARS' DISTRICTS.
Registered in the Quarter ending the last day of				Contracted between				Of		Of Persons not of full Age				Cases in which				
MARCH.	JUNE.	SEPTEMBER.	DECEMBER.	Bachelors and Spinsters.	Bachelors and Widows.	Widowers and Spinsters.	Widowers and Widows.	Widowers.	Widows.	Men.	Women.	Men.	Women.	Both signed.	One signed.			
8	7	8	2	23	-	2	-	2	-	3	3	2	1	1	1	20. Waterford Co. and Co. Borough.		
6	-	3	3	11	-	1	-	1	-	-	-	1	1	-	2	CARRICK-ON-SUIR, part of.		
21	14	14	17	55	4	7	-	7	4	1	3	5	4	-	9	CLONMEL, part of.		
17	-	3	9	27	1	1	-	1	1	-	1	2	1	-	3	DUNGARVAN.		
22	14	18	11	61	3	1	-	1	3	-	2	2	-	-	2	KILMACTHOMAS.		
47	40	42	56	168	-	14	3	17	3	4	16	11	9	2	16	LISMORE.		
8	3	5	2	17	-	-	1	1	1	-	1	2	3	2	1	WATERFORD, part of.		
																YOUGHAL, part of.		

MARRIAGES in the Year 1912—in the SUPERINTENDENT REGISTRARS' DISTRICTS in each County.

27	46	33	33	121	2	11	5	16	7	3	12	5	4	1	7	21. Antrim Co.
13	12	11	16	47	-	2	3	5	3	-	6	4	1	1	3	ANTRIM.
62	62	77	55	231	7	15	3	18	10	9	20	14	11	4	17	BALLYCASTLE.
32	34	30	50	130	3	11	2	13	5	7	15	7	3	2	6	BALLYMENA.
19	16	20	14	61	2	6	-	6	2	4	9	-	-	-	-	BALLYMONEY.
32	57	53	44	161	1	20	4	24	5	2	24	3	1	-	4	BELFAST, part of.
30	42	50	44	149	1	13	3	16	4	4	11	10	3	1	11	LARNE.
4	2	2	1	9	-	-	-	-	-	-	2	-	-	-	-	LISBURN, part of.
																LURGAN, part of.
55	52	50	61	184	2	27	5	32	7	1	20	15	8	4	15	22. Armagh Co.
4	11	6	7	26	-	1	1	2	1	1	2	3	3	2	2	ARMAGH.
19	10	10	13	47	-	5	-	5	-	-	1	2	1	-	3	BANBRIDGE, part of.
47	58	78	64	217	5	18	7	25	12	5	11	16	26	7	28	CASTLEBLAYNEY, part of.
13	19	35	22	83	1	5	-	5	1	1	3	7	3	2	6	LURGAN, part of.
																NEWRY, part of.
558	784	850	816	2,632	82	210	84	294	166	83	270	49	116	14	137	23. Belfast Co. Borough.
																BELFAST, part of.
23	9	16	37	70	1	13	1	14	2	-	3	5	3	1	6	24. Cavan Co.
53	26	7	6	82	2	8	-	8	2	1	7	10	2	1	10	BAILIEBOROUGH.
52	37	49	34	153	4	10	5	15	9	1	6	12	9	7	7	BAWNBOY, part of.
11	21	16	22	61	2	7	-	7	2	-	2	4	2	1	4	CAVAN.
7	16	3	1	27	-	-	-	-	-	-	-	4	1	-	5	COOTEHILL, part of.
23	2	6	6	34	1	2	-	2	1	-	-	5	1	1	4	ENNISKILLEN, part of.
17	15	12	9	46	1	6	-	6	1	-	1	5	1	-	6	GRANARD, part of.
																OLDCASTLE, part of.
6	9	7	9	30	-	1	-	1	-	-	-	2	-	-	2	25. Donegal Co.
34	24	19	17	83	1	10	-	10	1	1	5	17	8	7	11	BALLYSHANNON, part of.
48	4	6	1	57	-	2	-	2	-	-	3	24	15	9	21	DONEGAL.
66	24	20	27	122	-	10	5	15	5	1	10	17	12	7	15	DUNFANAGHY.
45	34	30	22	119	-	10	2	12	2	3	12	27	12	7	25	GLENTIES.
9	15	10	8	35	2	3	2	5	4	-	4	10	4	2	10	INISHOWEN.
10	15	9	15	45	2	1	1	2	3	1	5	9	7	2	12	LETTERKENNY.
24	19	15	14	68	-	4	-	4	-	1	8	9	4	2	9	LONDONDERRY, part of.
13	12	12	6	40	-	2	1	3	1	1	2	8	6	4	6	MILFORD.
10	8	6	43	59	2	6	-	6	2	1	5	15	5	4	12	STRABANE, part of.
																STRANORLAR.

III.—PROVINCE OF ULSTER.—continued.

SUPERINTENDENT REGISTRARS' DISTRICTS.	TOTAL MARRIAGES.	MARRIAGES.													
		Registered under the Act 7 & 8 Vic., c. 81.													
		According to the Rites of the Church of Ireland.						TOTAL	In Registered Presbyterian Meeting Houses.	In Registered Buildings.	In the Registrar's Office.	Society of Friends.	Jews.	TOTAL Registered under the Act 7 & 8 Vic., c. 81.	Roman Catholic Marriages Registered under the 26 & 27 Vic., c. 90.
		Special Licence.	Licence.	Banns.	Registrar's Certificate.	Notated by which of the foregoing Forms.									
26. Down Co.															
No.															
153 BANBRIDGE, part of,	168	1	51	-	-	-	52	53	11	10	-	-	126	42	
154 BELFAST, part of,	39	-	3	-	-	-	3	32	-	-	-	-	35	4	
155 DOWNPATRICK,	159	-	27	-	-	1	28	46	2	3	-	-	79	80	
156 KILKEEL, ..	99	-	11	1	-	-	12	27	4	3	-	-	46	53	
157 LISBURN, part of,	109	1	46	-	-	-	47	53	4	-	-	-	104	5	
158 LURGAN, part of,	58	-	24	-	-	-	24	27	5	-	-	-	56	2	
159 NEWRY, part of,	141	-	8	-	-	-	8	31	2	4	-	-	45	96	
160 NEWTOWNARDS,	230	-	31	3	-	-	34	164	8	16	-	-	222	8	
27. Fermanagh Co.															
161 BALLYSHANNON, part of,	22	-	5	-	-	-	5	-	2	-	-	-	7	15	
162 CLONES, part of,	34	-	9	-	-	-	9	1	-	-	-	-	10	24	
163 ENNISKILLEN, part of,	135	-	20	1	-	-	21	2	8	4	-	-	35	100	
164 IRVINESTOWN, part of,	41	-	25	-	-	-	25	-	1	-	-	-	26	15	
165 LISNASKEA, ..	62	-	21	-	-	-	21	2	3	-	-	-	26	36	
28. Londonderry Co. and Co. Borough.															
166 COLERAINE, ..	157	-	41	-	-	-	41	59	9	11	-	-	120	37	
167 LIMAVADY, ..	91	-	17	-	-	-	17	37	1	-	-	-	55	36	
168 LONDONDERBY, part of,	378	2	60	4	-	-	66	98	15	3	-	-	182	196	
169 MAGHERAFELT,	161	-	35	1	-	-	36	48	3	8	-	-	95	66	
29. Monaghan Co.															
170 CARRICKMACROSS,	74	-	-	-	-	-	-	-	-	-	-	-	-	74	
171 CASTLEBLAYNEY, part of,	90	-	3	-	-	-	3	18	2	2	-	-	25	65	
172 CLONES, part of,	42	-	11	-	-	-	11	4	-	-	-	-	15	27	
173 COOTEHILL, part of,	17	-	6	-	-	-	6	7	-	-	-	-	13	4	
174 MONAGHAN, ..	121	1	12	-	-	-	13	15	2	-	-	-	30	91	
30. Tyrone Co.															
175 CASTLEDERG, ..	60	-	9	-	-	-	9	15	2	-	-	-	26	34	
176 CLOGHER, ..	74	-	25	-	-	1	26	7	-	-	-	-	33	41	
177 COOKSTOWN, ..	97	-	22	1	-	-	23	18	-	2	-	-	43	54	
178 DUNGANNON, ..	157	-	26	1	-	-	27	35	5	3	-	-	70	87	
179 IRVINESTOWN, part of,	10	-	2	-	-	-	2	-	-	-	-	-	2	8	
180 OMAGH, ..	208	1	32	2	-	-	35	32	1	4	-	-	72	136	
181 STRABANE, part of,	114	-	20	-	-	-	20	22	1	8	-	-	51	63	

MARRIAGES in the Year 1912—in the SUPERINTENDENT REGISTRARS' DISTRICTS in each County.

MARRIAGES.												Signed the Marriage Register with Marks.				SUPERINTENDENT REGISTRARS' DISTRICTS.
Registered in the Quarter ending the last day of				Contracted between				Of		Of Persons not of full Age.		Men.	Women.	Cases in which		
MARCH.	JUNE.	SEPTEMBER.	DECEMBER.	Bachelors and Spinners.	Bachelors and Widows.	Widowers and Spinners.	Widowers and Widows.	Widowers.	Widows.	Men.	Women.			Men.	Women.	
26. Down Co.																
33	58	42	35	139	4	21	4	25	8	6	18	15	11	5	16	BANBRIDGE, part of.
6	9	12	12	38	-	1	-	1		1	1	1	-	-	1	BELFAST, part of.
37	38	39	45	144	2	10	3	13	5	7	20	15	5	3	14	DOWNPATRICK.
23	13	36	27	83	5	10	1	11	6	3	11	8	3	1	9	KILKEEL.
27	28	23	31	95	-	11	3	14	3	-	4	2	-	-	2	LISBURN, part of.
8	20	12	18	47	1	10	-	10	1	2	3	4	2	1	4	LURGAN, part of.
38	34	33	36	129	2	7	3	10	5	3	12	11	12	6	11	NEWRY, part of.
53	53	53	71	203	5	18	4	22	9	9	33	4	-	-	4	NEWTOWNARDS.
27. Fermanagh Co.																
7	3	7	5	18	-	4	-	4	-	-	-	3	-	-	3	BALLYSHANNON, part of.
14	6	4	10	28	-	5	1	6	1	-	-	-	-	-	-	CLONES, part of.
43	41	28	23	117	4	13	1	14	5	-	7	20	4	1	22	ENNISKILLEN, part of.
12	13	7	9	38	-	3	-	3	-	-	3	6	-	-	6	IRVINESTOWN, part of.
14	15	15	18	56	2	3	1	4	3	1	3	2	3	-	5	LISNASKEA.
28. Londonderry Co. and Co. Borough.																
43	38	37	39	132	2	20	3	23	5	8	23	18	6	3	13	COLERAINE.
15	21	20	35	82	2	7	-	7	2	3	9	10	5	3	9	LIMAVADY.
66	99	111	102	347	2	24	5	29	7	7	27	21	20	6	29	LONDONDERRY, part of.
48	40	29	44	141	2	16	2	18	4	2	17	15	10	2	21	MAGHERAFELT.
29. Monaghan Co.																
18	18	17	21	67	3	4	-	4	3	2	4	7	4	-	11	CARRICKMACROSS.
22	19	25	24	76	6	8	-	8	6	2	5	6	2	-	8	CASTLEBLAYNEY, part of.
11	13	8	10	38	1	3	-	3	1	1	2	3	2	1	3	CLONES, part of.
6	4	4	3	16	-	1	-	1	-	-	-	-	-	-	-	COOTEHILL, part of.
33	30	29	29	103	5	11	2	13	7	1	10	7	4	3	5	MONAGHAN.
30. Tyrone Co.																
12	16	17	15	53	2	5	-	5	2	1	4	8	2	2	6	CASTLEBERG.
25	19	15	15	64	1	5	4	9	5	1	7	10	3	2	9	CLOGHER.
23	27	24	23	87	-	6	4	10	4	2	8	8	10	5	8	COOKSTOWN.
37	43	39	38	139	2	14	2	16	4	1	12	19	7	3	20	DUNGANNON.
3	3	3	1	9	-	1	-	1	-	-	1	-	-	-	-	IRVINESTOWN, part of.
51	66	40	51	180	7	17	4	21	11	2	12	32	14	11	24	OMAGH.
25	29	30	30	105	1	6	2	8	3	2	9	11	9	4	12	STRABANE, part of.

IV.—PROVINCE OF CONNAUGHT.—

SUPERINTENDENT REGISTRARS' DISTRICTS		MARRIAGES.											TOTAL Registered under the Act 7 & 8 Vic., c. 81.	Roman Catholic Marriages Registered under the 26 & 27 Vic., c. 26.	
		Registered under the Act 7 & 8 Vic., c. 81.													
		According to the Rites of the Church of Ireland.						TOTAL.	In Registered Presbyterian Meeting Houses.	In Registered Buildings.	In the Registrar's Office.	Society of Friends.			Jews.
		Special Licence.	Licence.	Banns.	Registrar's Certificate.	Not stated by which of the foregoing Forms.									
TOTAL MARRIAGES.															
31. Galway Co.															
No.															
182	BALLINASLOE, part of.	96	-	5	1	-	-	6	-	-	-	-	-	6	90
183	CLIFDEN, ..	52	-	1	-	-	-	1	-	-	-	-	-	1	51
184	GALWAY, ..	152	-	2	1	-	-	3	-	-	-	-	-	3	149
185	GLENNAMADDY,	40	-	-	-	-	-	-	-	-	-	-	-	-	40
186	GORT,	19	-	-	-	-	-	-	-	-	-	-	-	-	19
187	LOUGHREA, ..	72	-	2	-	-	-	2	-	-	-	-	-	2	70
188	MOUNT BELLEW,	72	-	-	-	-	-	-	-	-	-	-	-	-	72
189	OUGHTERARD, ..	54	-	-	1	-	-	1	-	-	-	-	-	1	53
190	PORTUMNA, ..	49	-	-	1	-	-	1	-	-	-	-	-	1	48
191	TUAM,	117	-	2	-	-	-	2	-	-	-	-	-	2	115
32. Leitrim Co.															
192	BALLYSHANNON, part of.	22	-	3	-	-	-	3	-	-	-	-	-	3	19
193	BAWNBOY, part of,	35	-	5	-	-	-	5	-	-	-	-	-	5	30
194	CARRICK-ON-SHAN- NON, part of.	68	-	1	-	-	-	1	-	1	-	-	-	2	66
195	MANORHAMILTON,	91	-	13	-	-	-	13	-	1	-	-	-	14	77
196	MOHILL, ..	95	-	8	-	-	-	8	1	-	-	-	-	9	86
33. Mayo Co.															
197	BALLINA, ..	76	-	1	-	-	-	1	-	-	-	-	-	1	75
198	BALLINROBE, ..	90	-	3	1	-	-	5	-	-	-	-	-	5	85
199	BELMULLET, ..	59	-	-	-	-	-	-	-	-	-	-	-	-	59
200	CASTLEBAE, ..	104	-	1	-	-	-	1	-	-	-	-	-	1	103
201	CLAREMORRIS, ..	119	-	-	-	-	-	-	-	-	-	-	-	-	119
202	KILLALA, ..	25	-	1	-	-	-	1	-	-	-	-	-	1	24
203	SWINEFORD, ..	164	-	1	-	-	-	1	-	-	-	-	-	1	163
204	WESTPORT, ..	133	-	-	-	1	-	1	1	-	1	-	-	3	130
34. Roscommon Co.															
205	ATHLONE, part of,	47	-	-	-	-	-	-	1	-	-	-	-	1	46
206	BALLINASLOE, part of.	12	-	-	-	-	-	-	-	-	-	-	-	-	12
207	BOYLE, part of, ..	107	-	5	-	-	-	5	2	-	-	-	-	7	100
208	CARRICK-ON-SHAN- NON, part of.	23	-	2	1	-	-	3	-	-	-	-	-	3	20
209	CASTLEREAGH, ..	117	-	1	-	-	-	1	-	-	-	-	-	1	116
210	ROSCOMMON, ..	76	-	1	-	-	-	1	-	-	-	-	-	1	75
211	STROKESTOWN,	66	-	-	-	-	-	-	-	-	-	-	-	-	66
35. Sligo Co.															
212	BOYLE, part of, ..	69	-	-	-	-	-	-	-	-	-	-	-	-	69
213	DROMORE WEST,	53	-	6	-	-	-	6	-	-	-	-	-	6	47
214	SLIGO,	155	-	11	1	-	-	12	3	-	1	-	-	16	139
215	TOBERCURBY, ..	63	-	4	-	-	-	4	-	-	-	-	-	4	59

MARRIAGES in the Year 1912—in the SUPERINTENDENT REGISTRARS' DISTRICTS in each County.

MARRIAGES.														Signed the Marriage Register with Marks.				SUPERINTENDENT REGISTRARS' DISTRICTS.
Registered in the Quarter ending the last day of				Contracted between				Of		Of Persons not of full Age.								
MARCH.	JUNE.	SEPTEMBER.	DECEMBER.	Bachelors and Spinsters.	Bachelors and Widows.	Widowers and Spinsters.	Widowers and Widows.	Widowers.	Widows.	Men.	Women.	Men.	Women.	Cases in which				
														Both signed.	One signed.			
31. Galway Co.																		
23	28	20	25	89	1	2	4	6	5	-	2	6	3	3	3	BALLINASLOE, part of		
26	9	8	9	42	4	4	2	6	6	-	3	10	7	5	7	CLIFDEN.		
71	26	24	31	132	7	13	-	13	7	1	7	22	13	8	19	GALWAY.		
13	13	7	7	37	1	1	1	2	2	-	-	-	1	-	1	GLENNAMADDY.		
10	5	2	2	18	-	1	-	1	-	-	-	2	-	-	2	GORT.		
27	12	16	17	65	2	4	1	5	3	-	5	6	4	2	6	LOUGHREA.		
30	26	9	7	67	2	3	-	3	2	1	2	6	2	1	6	MOUNT BELLEW.		
22	16	10	6	48	2	4	-	4	2	-	2	13	10	6	11	OUGHTERARD.		
8	12	10	19	43	1	4	1	5	2	2	2	5	3	3	2	PORTUMNA.		
41	41	10	25	106	2	8	1	9	3	1	7	3	2	1	3	TUAM.		
32. Leitrim Co.																		
7	3	5	7	20	1	1	-	1	1	-	-	-	-	-	-	BALLYSHANNON, part of.		
14	7	7	7	32	-	2	1	3	1	-	-	5	-	-	5	BAWNBOY, part of.		
26	19	12	11	61	1	5	1	6	2	-	-	6	2	-	8	CARRICK-ON-SHAN- NON, part of.		
31	30	16	14	82	3	5	1	6	4	1	4	7	3	2	6	MANORHAMILTON.		
41	19	17	18	82	3	8	2	10	5	-	1	6	2	1	6	MOHILL.		
33. Mayo Co.																		
11	35	1	29	68	2	6	-	6	2	1	5	4	5	1	7	BALLINA.		
23	26	17	24	83	3	4	-	4	3	-	2	11	7	5	8	BALLINROBE.		
8	28	15	8	52	1	6	-	6	1	-	2	18	19	7	23	BELMULLET.		
40	36	18	10	90	3	10	1	11	4	1	2	14	8	5	12	CASTLEBAR.		
44	38	15	22	99	6	12	2	14	8	-	3	6	4	1	8	CLAREMORRIS.		
4	4	8	9	24	-	1	-	1	-	-	1	5	3	2	4	KILLALA.		
44	36	20	64	148	4	11	1	12	5	-	1	10	6	3	10	SWINEFORD.		
79	21	18	15	118	6	8	1	9	7	-	7	12	15	9	9	WESTPORT.		
34. Roscommon Co.																		
29	2	3	13	42	-	5	-	5	-	-	1	2	2	1	2	ATHLONE, part of.		
10	1	1	-	10	-	2	-	2	-	-	-	-	-	-	-	BALLINASLOE, part of.		
41	25	29	12	92	1	9	5	14	6	2	5	7	2	2	5	BOYLE, part of.		
6	7	4	6	20	-	3	-	3	-	-	-	1	1	1	-	CARRICK-ON-SHAN- NON, part of.		
56	36	13	12	105	3	8	1	9	4	-	1	11	5	4	8	CASTLEREAGH.		
32	21	14	9	70	1	4	1	5	2	2	3	6	4	2	6	ROSCOMMON.		
23	16	12	13	59	1	5	1	6	2	-	1	5	2	2	3	STROKESTOWN.		
35. Sligo Co.																		
19	11	22	17	61	2	6	-	6	2	-	-	4	3	-	7	BOYLE, part of.		
3	31	8	11	50	1	2	-	2	1	-	2	3	-	-	3	DROMORE WEST.		
47	42	38	28	143	4	7	1	8	5	-	5	8	12	2	16	SLIGO.		
19	23	7	14	50	2	2	-	2	2	-	1	4	2	1	4	TOBERCERRY.		

Registration of Marriages, Births and Deaths, Ireland.

AGES of 10,516 PERSONS WHO WERE MARRIED IN IRELAND IN THE YEAR 1912.

The Total Number of MARRIAGES Registered in Ireland in the Year 1912 was 23,283 ; the precise Ages of both Parties were specified in 5,258 instances.

AGES of 5,258 MEN and 5,258 WOMEN married in Ireland in the Year 1912.

	15-	16-	17-	18-	19-	20-	21-	25-	30-	35-	40-	45-	50-	55-	60-	65-	70-	75-	80-	Total
Men		2	8	14	78	175	1,167	1,354	1,083	734	344	147	77	22	25	12	5	5	1	5,258
Women	1	10	43	135	235	300	1,732	1,464	780	341	147	49	9	4	5		2	1		5,258

AGES of 4,762 BACHELORS and 4,762 SPINSTERS married in the Year 1912.

	15-	16-	17-	18-	19-	20-	21-	25-	30-	35-	40-	45-	50-	55-	60-	65-	70-	75-	80-	Total
Bachelors		2	8	14	78	175	1,159	1,308	999	638	251	77	37	1	8	5	1	1		4,762
Spinsters	1	10		134	231	293	1,693	1,363	669	236	64	24		1	1					4,762

AGES of 386 WIDOWERS and 200 WIDOWS married in the Year 1912.

	15-	16-	17-	18-	19-	20-	21-	25-	30-	35-	40-	45-	50-	55-	60-	65-	70-	75-	80-	Total
Widowers							2	27	56	78	77	61	36	19	15	7	4	3	1	386
Widows					1		9	26	38	54	42	19	6		2		2	1		200

AGES of 5,258 HUSBANDS and their WIVES in combination in the Year 1912.

YEARS	AGES OF WIVES.																		Total Husbands	AGES OF HUSBANDS	
	15-	16-	17-	18-	19-	20-	21-	25-	30-	35-	40-	45-	50-	55-	60-	65-	70-	75-			80-
15-																				2	15-
16-		1	1																	8	16-
17-		1	4																	8	17-
18-			3	2																14	18-
19-			6	11	26	16	14													78	19-
20-	1	2	7	27	46	40	41	10												175	20-
21-		1	14	46	86	118	747	129	21	5										1,167	21-
25-		3	4	29	47	66	535	529	119	17	5									1,354	25-
30-			1	8	15	36	235	432	273	79	14									1,083	30-
35-		1	1	7	7	8	114	237	204	111	36	5								734	35-
40-		1	1	5	4	6	8	37	105	69	33	5								344	40-
45-						2	2	9	33	33	27	10	2							147	45-
50-							2	13	18	17	16	6	3							77	50-
55-									3	3	3	6	1	2						22	55-
60-										2	6	5	1	1	2					25	60-
65-											2	4	3	1						12	65-
70-								1	1			1								5	70-
75-													2							5	75-
80 & up.									1											1	80 & up.
Total Wives,	1	10	43	135	235	300	1,732	1,464	780	341	147	49	9	4	5		2	1		5,258	Husbands.
																				5,258	Wives.

The Table read vertically shows the number of Wives at each age, with the ages of their Husbands when married:—Thus, of 43 Wives of the age 17 and under 18 years, One married a Husband aged 16 years ; Four married Husbands aged 17 years, &c.
Read horizontally the Table shows the number of Husbands at each age, with the ages of their Wives when married:—Thus, of 175 Husbands of the age 20 and under 21 years, One married a Wife aged 15 years ; Two married Wives aged 16 years, &c.

AGES of 4,762 BACHELORS and 4,762 SPINSTERS who intermarried in the Year 1912.

YEARS	AGES OF SPINSTERS.																		Total Bachelors	AGES OF BACHELORS	
	15-	16-	17-	18-	19-	20-	21-	25-	30-	35-	40-	45-	50-	55-	60-	65-	70-	75-			80-
15-																				2	15-
16-		1	1																	8	16-
17-		1	4																	8	17-
18-			3	2																14	18-
19-			6	11	26	16	14	2												78	19-
20-	1	2	7	27	46	40	41	10	3											175	20-
21-		1	14	46	86	118	744	125	20	5										1,159	21-
25-		3	4	29	47	65	525	510	108	14	3									1,308	25-
30-			1	8	14	34	225	394	254	57	10									999	30-
35-		1	1	7	6	6	108	220	177	84	23	5								638	35-
40-		1		4	4	5	24	68	81	46	15	3								251	40-
45-						2	7	25	15	18	5	5								77	45-
50-							1	2	7	6	9	5	5		1					37	50-
55-										1	1	1								1	55-
60-											1	2								8	60-
65-											2	2								5	65-
70-								1			1	1								1	70-
75-												1								1	75-
80 & up.																					80 & up.
Total Spinsters,	1	10	42	134	231	293	1,693	1,363	669	236	64	24		1	1					4,762	Bachelors.
																				4,762	Spinsters.

BIRTHS registered in Ireland in the Four Quarters ending
(Exclusive of

PROVINCES AND COUNTIES.		MALES AND FEMALES.				
		TOTAL.	Registered in the Quarter ending the last day of			
			March.	June.	September.	December.
IRELAND.		101,035	26,405	26,558	24,513	23,559
No.	PROVINCES.					
I.	LEINSTER,	26,991	6,996	7,075	6,732	6,188
II.	MUNSTER,	23,196	6,100	6,026	5,653	5,417
III.	ULSTER,	37,403	9,605	10,058	8,964	8,776
IV.	CONNAUGHT,	13,445	3,704	3,399	3,164	3,178
I.—PROVINCE OF						
No.						
1	CARLOW,	771	191	210	188	182
2	DUBLIN,	2,980	816	778	742	644
3	DUBLIN CO. BOROUGH,	9,559	2,459	2,437	2,427	2,236
4	KILDARE,	1,520	377	398	370	375
5	KILKENNY,	1,591	442	413	385	351
6	KING'S,	1,132	279	293	302	258
7	LONGFORD,	879	245	230	190	214
8	LOUTH,	1,481	380	387	382	332
9	MEATH,	1,348	332	371	352	293
10	QUEEN'S,	1,112	284	293	271	264
11	WESTMEATH,	1,229	329	329	302	269
12	WEXFORD,	2,215	573	616	534	492
13	WICKLOW,	1,174	289	320	287	273
II.—PROVINCE OF						
14	CLARE,	2,075	540	547	458	530
15	CORK CO. and CO. BOROUGH,	8,789	2,326	2,263	2,158	2,042
16	KERRY,	3,751	1,034	973	891	853
17	LIMERICK CO. and CO. BOROUGH,	3,458	911	877	884	786
18	TIPPERARY, North Riding,	1,274	303	336	298	337
19	TIPPERARY, South Riding,	2,006	525	522	482	477
20	WATERFORD CO. and CO. BOROUGH,	1,843	461	508	482	392
III.—PROVINCE OF						
21	ANTRIM,	4,391	1,056	1,189	1,063	1,083
22	ARMAGH,	2,706	706	708	666	626
23	BELFAST CO. BOROUGH,	11,036	2,858	3,013	2,605	2,560
24	CAVAN,	1,887	535	476	417	439
25	DONEGAL,	3,774	1,955	1,942	878	904
26	DOWN,	4,542	1,120	1,253	1,159	1,010
27	FERMANAGH,	1,288	319	334	314	321
28	LONDONDERRY CO. and CO. BOROUGH,	3,181	805	870	775	731
29	MONAGHAN,	1,461	352	415	350	344
30	TYRONE,	3,157	799	858	742	758
IV.—PROVINCE OF						
31	GALWAY,	4,114	1,123	1,025	982	984
32	LEITRIM,	1,238	326	341	285	286
33	MAYO,	4,615	1,249	1,185	1,050	1,131
34	ROSCOMMON,	1,792	525	457	412	398
35	SLIGO,	1,686	481	391	435	379

Births in the Four Quarters of 1912.

March 31st, June 30th, September 30th, and December 31st, 1912.
still-born).

MALES.					FEMALES.					PROVINCES AND COUNTIES.
Registered in the Quarter ending the last day of				TOTAL.	TOTAL.	Registered in the Quarter ending the last day of				
March.	June.	September	December.			March.	June.	September	December.	
13,459	13,568	12,648	12,025	51,700	49,335	12,945	12,990	11,865	11,534	IRELAND.
3,598	3,605	3,475	3,150	13,828	13,163	3,398	3,470	3,257	3,038	LEINSTER.
3,126	3,109	2,937	2,784	11,956	11,240	2,974	2,917	2,716	2,633	MUNSTER.
4,845	5,167	4,616	4,464	19,092	18,311	4,760	4,891	4,348	4,312	ULSTER.
1,890	1,687	1,620	1,627	6,824	6,621	1,814	1,712	1,544	1,551	CONNAUGHT.

LEINSTER.

107	116	94	90	407	364	84	94	94	92	CARLOW.
399	399	376	326	1,500	1,480	417	379	366	318	DUBLIN.
1,250	1,245	1,240	1,137	4,872	4,687	1,209	1,192	1,187	1,099	DUBLIN CO. BOROUGH.
199	210	193	186	788	732	178	188	177	189	KILDARE.
236	229	198	176	839	752	206	184	187	175	KILKENNY.
135	159	164	127	585	547	144	134	138	131	KING'S.
133	104	96	108	441	438	112	126	94	106	LONGFORD.
197	208	188	175	768	713	183	179	194	157	LOUTH.
169	180	203	162	714	634	163	191	149	131	MEATH.
151	142	137	130	560	552	133	151	134	134	QUEEN'S.
176	171	150	144	641	588	153	158	152	125	WESTMEATH.
286	277	275	238	1,076	1,139	287	339	259	254	WEXFORD.
160	165	161	151	637	537	129	155	126	127	WICKLOW.

MUNSTER.

272	281	243	284	1,080	995	268	266	215	246	CLARE.
1,199	1,171	1,102	1,024	4,496	4,293	1,127	1,092	1,056	1,018	CORK CO. and CO. BOROUGH.
544	496	499	444	1,983	1,768	490	477	392	409	KERRY.
469	463	455	404	1,791	1,667	442	414	429	382	LIMERICK CO. and CO. BOROUGH.
158	162	161	175	656	618	145	174	137	162	TIPPERARY, North Riding.
265	253	231	248	997	1,009	260	269	251	229	TIPPERARY, South Riding.
219	283	246	205	953	890	242	225	236	187	WATERFORD CO. and CO. BOROUGH.

ULSTER.

536	656	528	559	2,279	2,112	520	533	535	524	ANTRIM.
345	355	342	309	1,351	1,355	361	353	324	317	ARMAGH.
1,457	1,525	1,327	1,288	5,597	5,439	1,401	1,488	1,278	1,272	BELFAST CO. BORO'.
263	238	216	222	930	928	272	238	201	217	CAVAN.
526	469	448	461	1,904	1,870	529	473	425	443	DONEGAL.
558	629	604	526	2,317	2,225	562	624	555	484	DOWN.
171	173	159	153	656	632	148	161	155	168	FERMANAGH.
412	445	413	394	1,664	1,517	393	425	362	337	LONDONDERRY CO. and CO. BOROUGH.
175	219	198	167	750	702	177	196	152	177	MONAGHAN.
402	458	381	385	1,626	1,531	397	400	361	373	TYRONE.

CONNAUGHT.

570	506	505	497	2,078	2,036	553	519	477	487	GALWAY.
171	177	137	148	633	605	155	164	148	138	LEITRIM.
633	595	533	565	2,326	2,289	616	590	517	566	MAYO.
268	217	205	215	905	887	257	240	207	183	ROSCOMMON.
248	192	240	202	882	804	233	199	195	177	SLIGO.

15 490

BIRTHS registered in Ireland in the Four Quarters ending

I.—PROVINCE OF

SUPERINTENDENT REGISTRARS' DISTRICTS.					MALES AND FEMALES.				
					Total.	Registered in the Quarter ending the last day of			
						March.	June.	Sept.	Dec.
No.	Carlow Co.								
1	BALTINGLASS, part of,	82	20	23	18	21			
2	CARLOW, part of,	619	153	172	149	145			
3	NEW ROSS, part of,	70	18	15	21	16			
	Dublin Co.								
4	BALROTHERY,	367	99	95	88	85			
5	CELBRIDGE, part of,	108	24	31	26	27			
6	DUBLIN, NORTH, part of,	272	63	82	73	54			
7	DUBLIN, SOUTH, part of,	1,422	408	359	336	319			
8	RATHDOWN, part of,	811	222	211	219	159			
	Dublin Co. Borough.								
9	DUBLIN, NORTH, part of,	5,323	1,370	1,334	1,377	1,242			
10	DUBLIN, SOUTH, part of,	4,236	1,089	1,103	1,050	994			
	Kildare Co.								
11	ATHY, part of,	406	98	109	92	107			
12	BALTINGLASS, part of,	37	11	10	9	7			
13	CELBRIDGE, part of,	179	45	44	45	45			
14	EDENDERRY, part of,	116	31	31	31	23			
15	NAAS, part of,	782	192	204	193	193			
	Kilkenny Co.								
16	CALLAN, part of,	192	52	47	54	39			
17	CARRICK-ON-SUIR, part of,	76	17	22	19	18			
18	CASTLECOMER,	243	70	74	51	48			
19	KILKENNY,	457	116	111	124	106			
20	NEW ROSS, part of,	56	15	17	11	13			
21	THOMASTOWN,	251	79	57	52	63			
22	URLINGFORD, part of,	127	30	33	30	34			
23	WATERFORD, part of,	189	63	52	44	30			
	King's Co.								
24	BIRR, part of,	417	91	109	121	96			
25	EDENDERRY, part of,	146	35	43	43	25			
26	MOUNTMELICK, part of,	60	20	18	13	9			
27	ROSCREA, part of,	105	28	34	17	26			
28	TULLAMORE, part of,	404	105	89	108	102			
	Longford Co.								
29	BALLYMAHON, part of,	167	48	40	35	44			
30	GRANARD, part of,	271	79	74	51	67			
31	LONGFORD,	441	118	116	104	103			
	Louth Co.								
32	ARDEE, part of,	222	60	56	58	48			
33	DROGHEDA, part of,	416	117	114	112	73			
34	DUNDALK,	843	203	217	212	211			

Births in the Four Quarters of 1912.

March 31st, June 30th, September 30th, and December 31st, 1912—*continued.*

LEINSTER.

MALES.					FEMALES.					SUPERINTENDENT REGISTRARS' DISTRICTS.
Registered in the Quarter ending the last day of				Total.	Total.	Registered in the Quarter ending the last day of				
March.	June.	Sept.	Dec.			March.	June.	Sept.	Dec.	
										Carlow Co.
10	7	9	11	37	45	10	16	9	10	BALTINGLASS, part of.
85	100	75	70	330	289	68	72	74	75	CARLOW, part of.
12	9	10	9	40	30	6	6	11	7	NEW ROSS, part of.
										Dublin Co.
50	54	42	37	183	184	49	41	46	48	BALROTHERY.
11	17	14	17	59	49	13	14	12	10	CELBRIDGE, part of.
38	38	31	27	134	138	25	44	42	27	DUBLIN, NORTH, part of.
187	183	176	161	707	715	221	176	160	158	DUBLIN, SOUTH, part of.
113	107	113	84	417	394	109	104	106	75	RATHDOWN, part of.
										Dublin Co. Borough.
671	678	685	633	2,667	2,656	699	656	692	609	DUBLIN, NORTH, part of.
579	567	555	504	2,205	2,031	510	536	495	490	DUBLIN, SOUTH, part of.
										Kildare Co.
60	56	47	60	223	183	38	53	45	47	ATHY, part of.
5	5	6	4	20	17	6	5	3	3	BALTINGLASS, part of.
24	25	26	23	98	81	21	19	19	22	CELBRIDGE, part of.
17	15	16	10	58	58	14	16	15	13	EDENDERRY, part of.
93	109	98	89	389	393	99	95	95	104	NAAS, part of.
										Kilkenny Co.
28	25	26	19	98	94	24	22	28	20	CALLAN, part of.
9	13	12	8	42	34	8	9	7	10	CARRICK-ON-SUIR, part of.
39	40	25	20	124	119	31	34	26	28	CASTLECOMER.
65	64	57	51	237	220	51	47	67	55	KILKENNY.
8	6	8	5	27	29	7	11	3	8	NEW ROSS, part of.
35	35	30	34	134	117	44	22	22	29	THOMASTOWN.
17	18	21	17	73	54	13	15	9	17	URLINGFORD, part of.
35	28	19	22	104	85	28	24	25	8	WATERFORD, part of.
										King's Co.
46	60	64	43	213	204	45	49	57	53	BIRR, part of.
16	20	26	17	79	67	19	23	17	8	EDENDERRY, part of.
13	9	3	5	30	30	7	9	10	4	MOUNTMELICK, part of.
9	18	13	11	51	54	19	16	4	15	ROSCREA, part of.
51	52	58	51	212	192	54	37	50	51	TULLAMORE, part of.
										Longford Co.
28	22	15	22	87	80	20	18	20	22	BALLYMAHON, part of.
49	24	26	36	135	136	30	50	25	31	GRANARD, part of.
56	58	55	50	219	222	62	58	49	53	LONGFORD.
										Louth Co.
37	26	26	19	108	114	23	30	32	29	ARDEE, part of.
58	62	54	40	214	202	59	52	58	33	DROGHEDA, part of.
102	120	108	116	446	397	101	97	104	95	DUNDALK.

BIRTHS registered in Ireland in the Four Quarters ending

I.—PROVINCE OF

SUPERINTENDENT REGISTRARS' DISTRICTS.						MALES AND FEMALES.				
						Total.	Registered in the Quarter ending the last day of			
							March.	June.	Sept.	Dec.
No.	Meath Co.									
35	ARDEE, part of,	59	11	18	18	12				
36	DROGHEDA, part of, .. .	114	32	27	38	17				
37	DUNSHAUGHLIN,	155	34	35	49	37				
38	EDENDERRY, part of, .. .	47	11	14	16	6				
39	KELLS,	276	65	80	66	65				
40	NAVAN,	310	81	89	62	78				
41	OLDCASTLE, part of, .. .	96	14	28	30	24				
42	TRIM,	291	84	80	73	54				
	Queen's Co.									
43	ABBEYLEIX,	335	94	89	83	69				
44	ATHY, part of,	131	33	34	27	37				
45	CARLOW, part of,	85	21	20	18	26				
46	MOUNTMELICK, part of, .. .	504	122	134	133	115				
47	ROSCREA, part of,	57	14	16	10	17				
	Westmeath Co.									
48	ATHLONE, part of,	369	102	91	92	84				
49	BALLYMAHON, part of, .. .	48	16	14	13	5				
50	DELVIN,	144	36	36	37	35				
51	GRANARD, part of,	67	16	16	20	15				
52	MULLINGAR,	565	153	167	131	114				
53	TULLAMORE, part of, .. .	36	6	5	9	16				
	Wexford Co.									
54	ENNISCORTHY,	675	186	198	161	130				
55	GOREY,	329	74	81	89	85				
56	NEW ROSS, part of,	470	130	122	106	112				
57	WEXFORD,	741	183	215	178	165				
	Wicklow Co.									
58	BALTINGLASS, part of, .. .	158	33	54	30	41				
59	NAAS, part of,	54	11	12	14	17				
60	RATHDOWN, part of, .. .	233	67	58	58	50				
61	RATHDRUM,	560	138	153	151	118				
62	SHILLELAGH,	169	40	43	34	52				

II.—PROVINCE OF

	Clare Co.									
63	BALLYVAGHAN,	71	25	14	13	19				
64	CORROFIN,	89	23	33	13	20				
65	ENNIS,	413	103	112	83	115				
66	ENNISTIMON	315	89	78	76	72				

Births in the Four Quarters of 1912.

March 31st, June 30th, September 30th, and December 31st, 1912—continued.

LEINSTER—continued.

MALES.					FEMALES.					SUPERINTENDENT REGISTRARS' DISTRICTS.
Registered in the Quarter ending the last day of				Total.	Total.	Registered in the Quarter ending the last day of				
March.	June.	Sept.	Dec.			March.	June.	Sept.	Dec.	
										Meath Co.
9	6	11	6	32	27	2	12	7	6	ARDEE, part of
10	13	22	9	54	60	22	14	16	8	DROGHEDA, part of.
20	19	24	24	87	68	14	16	25	13	DUNSHAUGHLIN.
7	6	8	2	23	24	4	8	8	4	EDENDERRY, part of.
36	37	40	29	142	134	29	43	26	36	KELLS.
46	42	32	49	169	141	35	47	30	29	NAVAN.
7	16	18	14	55	41	7	12	12	10	OLDCASTLE, part of.
34	41	48	29	152	139	50	39	25	25	TRIM.
										Queen's Co.
47	41	33	36	157	178	47	48	50	33	ABBEYLEIX.
17	13	15	15	60	71	16	21	12	22	ATHY, part of.
9	9	8	13	39	46	12	11	10	13	CARLOW, part of.
72	71	73	54	270	234	50	63	60	61	MOUNTMELICK, part of.
6	8	8	12	34	23	8	8	2	5	ROSCREA, part of.
										Westmeath Co.
53	43	39	40	175	194	49	48	53	44	ATHLONE, part of.
9	6	7	4	26	22	7	8	6	1	BALLYMAHON, part of.
21	20	24	17	82	62	15	16	13	18	DELVIN.
10	6	10	9	35	32	6	10	10	6	GRANARD, part of.
78	94	67	69	308	257	75	73	64	45	MULLINGAR.
5	2	3	5	15	21	1	3	6	11	TULLAMORE, part of.
										Wexford Co.
93	90	92	56	331	344	93	108	69	74	ENNISCORTHY.
35	27	46	43	151	178	39	54	43	42	GOREY.
73	55	54	62	244	226	57	67	52	50	NEW ROSS, part of.
85	105	83	77	350	391	98	110	95	88	WEXFORD.
										Wicklow Co.
17	23	17	21	78	80	16	31	13	20	BALTINGLASS, part of.
8	6	9	7	30	24	3	6	5	10	NAAS, part of.
41	32	32	25	130	103	26	26	26	25	RATHDOWN, part of.
75	80	80	68	303	257	63	73	71	50	RATHDRUM.
19	24	23	30	96	73	21	19	11	22	SHILLELAGH.

MUNSTER.

										Clare Co.
16	9	8	7	40	31	9	5	5	12	BALLYVAGHAN.
10	21	7	10	48	41	13	12	6	10	CORROFIN.
51	58	52	62	223	190	52	54	31	53	ENNIS.
44	34	36	37	151	164	45	44	40	35	ENNISTIMON.

BIRTHS registered in Ireland in the Four Quarters ending

II.—PROVINCE OF

SUPERINTENDENT REGISTRARS' DISTRICTS.		MALES AND FEMALES.				
		Total.	Registered in the Quarter ending the last day of			
			March.	June.	Sept.	Dec.
No.	Clare Co.—continued.					
67	KILLADYSERT,	180	47	44	43	46
68	KILRUSH,	605	123	131	114	137
69	LIMERICK, part of,	140	32	37	30	41
70	SCARRIFF,	362	98	98	86	80
	Cork Co. and Co. Borough.					
71	BANDON,	358	105	72	106	75
72	BANTRY,	274	73	65	73	63
73	CASTLETOWN,	277	64	77	71	65
74	CLONAKILTY,	385	98	92	95	100
75	CORK,	3,114	801	828	760	725
76	DUNMANWAY,	299	84	83	68	64
77	FERMOY,	508	119	136	136	117
78	KANTURK,	529	153	139	134	103
79	KILMALLOCK, part of,	101	32	20	25	24
80	KINSALE,	275	67	75	59	74
81	MACROOM,	477	133	124	100	120
82	MALLOW,	487	117	137	126	107
83	MIDDLETON,	396	98	104	97	97
84	MILLSTREET,	262	88	56	52	66
85	MITCHELSTOWN, part of,	222	61	52	60	49
86	SKIBBEREEN,	469	137	115	107	110
87	SKULL,	159	46	43	29	41
88	YOUGHAL, part of,	197	50	45	60	42
	Kerry Co.					
89	CAHERSIVEEN,	502	150	136	110	106
90	DINGLE,	425	120	95	110	100
91	KENMARE,	290	61	85	86	68
92	KILLARNEY,	811	221	212	187	191
93	LISTOWEL, part of,	731	208	184	169	170
94	TRALEE,	992	274	261	229	228
	Limerick Co. and Co. Borough.					
95	CROOM,	221	64	50	60	47
96	KILMALLOCK, part of,	538	136	129	133	140
97	LIMERICK, part of,	1,440	385	355	388	312
98	LISTOWEL, part of,	104	25	25	30	24
99	MITCHELSTOWN, part of,	89	23	28	18	20
100	NEWCASTLE,	601	154	167	145	135
101	RATHKEALE,	291	79	87	55	70
102	TIPPERARY, part of,	174	45	36	55	38

March 31st, June 30th, September 30th, and December 31st, 1912—continued.

MUNSTER—continued.

MALES.					FEMALES.					SUPERINTENDENT REGISTRARS' DISTRICTS.
Registered in the Quarter ending the last day of				Total.	Total.	Registered in the Quarter ending the last day of				
March.	June.	Sept.	Dec.			March.	June.	Sept.	Dec.	
Clare Co.—continued.										
27	22	20	22	91	89	20	22	23	24	KILLADYSERT.
50	67	59	77	253	252	73	64	55	60	KILRUSH.
18	16	14	21	69	71	14	21	16	20	LIMERICK, part of
56	54	47	48	205	157	42	44	39	32	SCARRIFF.
Cork Co. and Co. Borough.										
47	32	56	35	170	188	58	40	50	40	BANDON.
47	31	27	34	139	135	26	34	46	29	BANTRY.
42	35	36	35	148	129	22	42	35	30	CASTLETOWN.
55	47	49	53	204	181	43	45	46	47	CLONAKILTY.
392	437	401	363	1,593	1,521	409	391	359	362	CORK.
43	39	39	29	150	149	41	44	29	35	DUNMANWAY.
61	71	73	57	262	246	58	65	63	60	FERMOY.
82	72	64	42	260	269	71	67	70	61	KANTURK.
20	9	12	13	54	47	12	11	13	11	KILMALLOCK, part of.
38	37	31	40	146	129	29	38	28	34	KINSALE.
61	78	48	62	249	228	72	46	52	58	MACROOM.
60	75	58	55	248	239	57	62	68	52	MALLOW.
42	59	51	48	200	196	56	45	46	49	MIDDLETON.
51	28	31	38	148	114	37	28	21	28	MILLSTREET.
33	26	30	25	114	103	28	26	30	24	MITCHELSTOWN, part of.
73	55	56	57	241	228	64	60	51	53	SKIBBEREEN.
27	21	16	18	82	77	19	22	13	23	SKULL.
25	19	24	20	88	109	25	26	36	22	YOUGHAL, part of.
Kerry Co.										
80	72	69	57	278	224	70	64	41	49	CAHERSIVEEN.
67	52	57	53	229	196	53	43	53	47	DINGLE.
24	39	47	34	144	146	37	46	39	24	KENMARE.
107	104	110	99	420	391	114	108	77	92	KILLARNEY.
114	92	93	83	382	349	94	92	76	87	LISTOWEL, part of.
152	137	123	118	530	462	122	124	106	110	TRALEE.
Limerick Co. and Co. Borough.										
32	25	38	23	118	103	32	25	22	24	CROOM.
73	78	65	73	289	249	63	51	68	67	KILMALLOCK, part of.
195	176	196	156	723	717	190	179	192	156	LIMERICK, part of.
11	12	18	11	52	52	14	13	12	13	LISTOWEL, part of.
16	13	10	10	49	40	7	15	8	10	MITCHELSTOWN, part of.
87	84	71	70	312	289	67	83	74	65	NEWCASTLE.
34	52	31	42	159	132	45	35	24	28	RATHKEALE.
21	23	26	19	99	85	24	13	29	19	TIPPERARY, part of.

BIRTHS registered in Ireland in the Four Quarters ending

II.—PROVINCE OF

SUPERINTENDENT REGISTRARS' DISTRICTS.		MALES AND FEMALES.				
		Total.	Registered in the Quarter ending the last day of			
			March	June.	Sept.	Dec.
Tipperary Co. N.R.						
No.						
103	BIRR, part of,	36	10	8	7	11
104	BORRISOKANE,	164	33	47	35	49
105	NENAGH,	456	109	131	100	116
106	ROSCREA, part of,	146	34	38	31	43
107	THURLES,	472	117	112	125	118
Tipperary Co. S.R.						
108	CALLAN, part of,	125	31	31	30	33
109	CARRICK-ON-SUIR, part of,	193	48	54	42	49
110	CASHEL,	431	108	115	100	108
111	CLOGHEEN,	307	84	82	73	68
112	CLONMEL, part of,	325	87	82	77	79
113	TIPPERARY, part of,	559	156	139	139	125
114	URLINGFORD, part of,	66	11	19	21	15
Waterford Co. and Co. Borough.						
115	CARRICK-ON-SUIR, part of,	109	35	22	35	17
116	CLONMEL, part of,	67	20	13	17	17
117	DUNGARVAN,	303	75	92	77	59
118	KILMACTHOMAS,	142	35	43	27	37
119	LISMORE,	229	54	61	70	44
120	WATERFORD, part of,	910	229	250	238	193
121	YOUGHAL, part of,	83	13	27	18	25

III.—PROVINCE OF

Antrim Co.						
122	ANTRIM,	667	136	179	195	157
123	BALLYCASTLE,	256	56	74	63	63
124	BALLYMENA,	1,083	235	281	278	289
125	BALLYMONEY,	615	175	147	128	165
126	BELFAST, part of,	282	84	77	63	58
127	LARNE,	850	214	241	192	203
128	LISBURN, part of,	577	136	175	132	134
129	LURGAN, part of,	61	20	15	12	14
Armagh Co.						
130	ARMAGH,	942	231	268	213	230
131	BANBRIDGE, part of,	110	19	33	34	24
132	CASTLEBLAYNEY, part of,	207	47	58	57	45
133	LURGAN, part of,	1,004	280	241	258	225
134	NEWRY, part of,	443	129	108	104	102

Births in the Four Quarters of 1912.

March 31st, June 30th, September 30th, and December 31st, 1912—continued.

MUNSTER—continued.

MALES.					FEMALES.					SUPERINTENDENT REGISTRARS' DISTRICTS.
Registered in the Quarter ending the last day of				Total.	Total.	Registered in the Quarter ending the last day of				
March.	June.	Sept.	Dec.			March.	June.	Sept.	Dec.	
Tipperary Co. N.R.										
4	2	5	4	15	21	6	6	2	7	BIRR, part of.
14	21	19	32	86	78	19	26	16	17	BORRISOKANE.
60	66	54	58	238	218	49	65	46	58	NENAGH.
17	15	16	18	66	80	17	23	15	25	ROSCREA, part of.
63	58	67	63	251	221	54	54	58	55	THURLES.
Tipperary Co. S.R.										
12	13	18	15	58	67	19	18	12	18	CALLAN, part of.
23	24	21	27	95	98	25	30	21	22	CARRICK-ON-SUIR, part of.
56	63	47	59	225	206	52	52	53	49	CASHEL.
47	40	42	37	166	141	37	42	31	31	CLOGHEEN.
44	40	32	39	155	176	43	42	45	40	CLONMEL, part of.
76	66	62	64	268	291	80	73	77	61	TIPPERARY, part of.
7	7	9	7	30	36	4	12	12	8	URLINGFORD, part of.
Waterford Co. and Co. Borough.										
18	10	16	10	54	55	17	12	19	7	CARRICK-ON-SUIR, part of.
8	10	7	10	35	32	12	3	10	7	CLONMEL, part of.
27	50	40	27	144	159	48	42	37	32	DUNGARVAN.
19	23	11	18	71	71	16	20	16	19	KILMACTHOMAS.
27	34	35	22	118	111	27	27	35	22	LISMORE
111	143	126	101	481	429	118	107	112	92	WATERFORD, part of.
9	13	11	17	50	33	4	14	7	8	YOUGHAL, part of.

ULSTER.

Antrim Co.										
65	93	99	78	335	332	71	86	96	79	ANTRIM.
34	45	35	32	146	110	22	29	28	31	BALLYCASTLE
112	147	145	158	562	521	123	134	133	131	BALLYMENA.
85	80	64	85	314	301	90	67	64	80	BALLYMONEY.
38	43	26	30	137	145	46	34	37	28	BELFAST, part of.
109	136	90	112	447	403	105	105	102	91	LARNE.
80	102	62	60	304	273	56	73	70	74	LISBURN, part of.
13	10	7	4	34	27	7	5	5	10	LURGAN, part of
Armagh Co.										
106	139	116	112	473	469	125	129	97	118	ARMAGH.
11	13	16	11	51	59	8	20	18	13	BANBRIDGE, part of.
22	23	27	19	91	116	25	35	30	26	CASTLEBLAYNEY, part of.
146	128	129	110	513	491	134	113	129	115	LURGAN, part of.
60	52	54	57	223	220	69	56	50	45	NEWRY, part of.

BIRTHS registered in Ireland in the Four Quarters ending

III.—PROVINCE OF

SUPERINTENDENT REGISTRARS' DISTRICTS.		MALES AND FEMALES.				
		Total.	Registered in the Quarter ending the last day of			
			March.	June.	Sept.	Dec.
No.	Belfast Co. Borough.					
135	BELFAST, part of,	11,036	2,858	3,013	2,605	2,560
	Cavan Co.					
136	BAILIEBOROUGH,	321	95	80	82	64
137	BAWNBOY, part of,	180	38	56	35	51
138	CAVAN,	704	203	175	169	157
139	COOTEHILL, part of,	263	93	62	48	60
140	ENNISKILLEN, part of,	104	39	27	5	33
141	GRANARD, part of,	95	22	20	28	25
142	OLDCASTLE, part of,	200	45	56	50	49
	Donegal Co.					
143	BALLYSHANNON, part of,	203	46	59	47	51
144	DONEGAL,	418	134	81	117	86
145	DUNFANAGHY,	391	122	87	78	104
146	GLENTIES,	746	228	185	147	186
147	INISHOWEN,	650	174	161	161	154
148	LETTERKENNY,	239	61	60	59	59
149	LONDONDERRY, part of,	184	44	59	45	36
150	MILLFORD,	385	99	98	91	97
151	STRABANE, part of,	243	61	70	55	57
152	STRANORLAR,	315	86	82	73	74
	Down Co.					
153	BANBRIDGE, part of,	749	189	212	190	158
154	BELFAST, part of,	179	41	51	45	42
155	DOWNPATRICK,	878	210	246	207	215
156	KILKEEL,	400	93	93	105	109
157	LISBURN, part of,	395	100	109	108	78
158	LURGAN, part of,	223	50	69	61	43
159	NEWRY, part of,	648	172	178	161	147
160	NEWTOWARDS,	1,070	265	295	292	218
	Fermanagh Co.					
161	BALLYSHANNON, part of,	101	27	29	16	29
162	CLONES, part of,	179	44	46	40	49
163	ENNISKILLEN, part of,	498	123	129	121	125
164	IRVINESTOWN, part of,	193	48	46	49	50
165	LISNASKEA,	317	77	84	88	68
	Londonderry Co. and Co. Borough.					
166	COLERAINE,	669	153	195	182	139
167	LIMAVADY,	450	129	119	110	92
168	LONDONDERRY, part of,	1,330	338	373	310	309
169	MAGHERAFELT,	732	185	183	173	191

Births in the Four Quarters of 1912.

67

March 31st, June 30th, September 30th, and December 31st, 1912—*continued.*

ULSTER—*continued.*

MALES.					FEMALES.					SUPERINTENDENT REGISTRARS' DISTRICTS.
Registered in the Quarter ending the last day of				Total.	Total.	Registered in the Quarter ending the last day of				
March.	June.	Sept.	Dec.			March.	June.	Sept.	Dec.	
1,457	1,525	1,327	1,288	5,597	5,439	1,401	1,488	1,278	1,272	Belfast Co. Borough. BELFAST, part of.
47	44	43	30	164	157	48	36	39	34	Cavan Co. BAILIEBOROUGH.
14	25	18	24	81	99	24	31	17	27	BAWNBOY, part of.
104	82	81	82	349	355	99	93	88	75	CAVAN.
48	34	23	30	135	128	45	28	25	30	COOTEHILL, part of.
20	15	2	16	53	51	19	12	3	17	ENNISKILLEN, part of.
7	12	20	13	52	43	15	8	8	12	GRANARD, part of.
23	26	20	27	105	95	22	30	21	22	OLDCASTLE, part of.
26	31	25	27	109	94	20	28	22	24	Donegal Co. BALLYSHANNON, part of.
68	43	56	44	211	207	66	38	61	42	DONEGAL.
61	42	41	50	194	197	61	45	37	54	DUNFANAGHY.
113	83	68	82	346	400	115	102	79	104	GLENTIES.
77	92	85	84	338	312	97	69	76	70	INISHOWEN.
27	30	29	37	123	116	34	30	30	22	LETTERKENNY.
19	24	21	19	83	101	25	35	24	17	LONDONDERY, part of.
61	48	49	46	204	181	38	50	42	51	MILLFORD.
30	34	28	30	122	121	31	36	27	27	STRABANE, part of.
44	42	46	42	174	141	42	40	27	32	STRANORLAR.
97	107	102	73	379	370	92	105	88	85	Down Co. BANBRIDGE, part of.
23	32	17	28	100	79	18	19	28	14	BELFAST, part of.
94	118	114	109	435	443	116	128	93	106	DOWNPATRICK.
45	46	57	55	203	197	48	47	48	54	KILKEEL.
48	60	45	44	197	198	52	49	63	34	LISBURN, part of.
30	38	29	22	119	104	20	31	32	21	LURGAN, part of.
79	92	85	75	331	317	93	86	66	72	NEWRY, part of.
142	136	155	120	553	517	123	159	137	98	NEWTOWNARDS.
17	13	10	12	52	49	10	16	6	17	Fermanagh Co. BALLYSHANNON, part of.
21	25	20	23	89	90	23	21	20	26	CLONES, part of.
65	65	63	55	248	250	58	64	58	70	ENNISKILLEN, part of.
25	26	23	26	100	93	23	20	26	24	IRVINESTOWN, part of.
43	44	43	37	167	150	34	40	45	31	LISNASKEA.
87	100	98	70	355	314	66	95	84	69	Londonderry Co. and Co. Borough. COLERAINE.
58	57	59	48	222	228	71	62	51	44	LIMAVADY.
176	189	165	169	699	631	162	184	145	140	LONDONDERY, part of.
91	99	91	107	388	344	94	84	82	84	MAGHERAFELT

BIRTHS registered in Ireland in the Four Quarters ending

III.—PROVINCE OF

SUPERINTENDENT REGISTRARS' DISTRICTS.					MALES AND FEMALES.				
					Total	Registered in the Quarter ending the last day of			
						March.	June.	Sept.	Dec.
No.	Monaghan Co.								
170	CARRICKMACROSS,	306	70	95	65	76			
171	CASTLEBLAYNEY, part of,	357	90	104	89	74			
172	CLONES, part of,	160	40	45	35	40			
173	COOTEHILL, part of,	133	40	27	28	38			
174	MONAGHAN,	505	112	144	133	116			
	Tyrone Co.								
175	CASTLEDERG,	248	55	57	70	66			
176	CLOGHER,	294	69	85	80	60			
177	COOKSTOWN,	542	121	159	124	138			
178	DUNGANNON,	596	157	153	126	160			
179	IRVINESTOWN, part of,	73	21	23	12	17			
180	OMAGH,	810	206	232	189	183			
181	STRABANE, part of,	594	170	149	141	134			

IV.—PROVINCE OF

	Galway Co.								
182	BALLINASLOE, part of,	311	84	72	85	70			
183	CLIFDEN,	367	102	78	88	99			
184	GALWAY,	853	217	203	227	206			
185	GLENNAMADDY,	326	110	85	70	61			
186	GORT,	265	54	64	66	81			
187	LOUGHREA,	444	124	111	99	110			
188	MOUNT BELLEV,	309	77	82	82	68			
189	OUGHTERARD,	400	114	107	83	96			
190	PORTUMNA,	208	66	44	50	48			
191	TUAM,	631	175	179	132	145			
	Letrim Co.								
192	BALLYSHANNON, part of,	83	18	21	18	26			
193	BAWNBOY, part of,	168	42	53	37	36			
194	CARRICK-ON-SHANNON, part of	218	57	61	51	49			
195	MANORHAMILTON,	408	102	103	106	97			
196	MOHILL,	361	107	103	73	78			
	Mayo Co.								
197	BALLINA,	553	146	148	133	126			
198	BALLINROBE,	435	102	131	110	92			
199	BELMULLET,	387	121	87	88	91			
200	CASTLEBAR,	547	133	156	124	134			

Births in the Four Quarters of 1912.

March 31st, June 30th, September 30th, and December 31st, 1912—*continued.*

ULSTER—*continued.*

MALES.					FEMALES.					SUPERINTENDENT REGISTRARS' DISTRICTS.
Registered in the Quarter ending the last day of				Total.	Total.	Registered in the Quarter ending the last day of				
March.	June.	Sept.	Dec.			March.	June.	Sept.	Dec.	
Monaghan Co.										
43	45	43	36	167	139	27	50	22	40	CARRICKMACROSS.
42	59	45	33	179	178	48	45	44	41	CASTLEBLAYNEY, part of.
20	27	20	19	86	74	20	18	15	21	CLONES, part of.
17	15	14	21	67	66	23	12	14	17	COOTEHILL, part of.
53	73	76	58	260	245	59	71	57	58	MONAGHAN.
Tyrene Co.										
29	33	34	27	123	126	26	24	36	39	CASTLEDERG.
36	42	43	27	148	146	33	43	37	33	CLOGHER.
62	88	63	71	284	258	59	71	61	67	COOKSTOWN.
80	80	71	95	326	270	77	73	55	65	DUNGANNON.
12	12	4	7	35	38	9	11	8	10	IRVINESTOWN, part of.
104	121	90	96	411	399	102	111	99	87	OMAGH.
79	82	76	62	299	295	91	67	65	72	STRABANE, part of.

CONNAUGHT.

Galway Co.										
45	34	45	39	163	148	39	38	40	31	BALLINASLOE, part of.
60	42	52	54	208	159	42	36	36	45	CLIFDEN.
108	94	120	105	427	426	109	109	107	101	GALWAY.
46	43	38	31	158	168	64	42	32	30	GLENNAMADDY.
31	35	36	38	140	125	23	29	30	43	GORT.
71	57	42	55	225	219	53	54	57	55	LOUGHREA.
36	38	51	37	162	147	41	44	31	31	MOUNT BELLEW.
56	58	37	43	194	206	58	49	46	53	OUGHTERARD.
32	22	24	28	106	102	34	22	26	20	PORTUMNA.
85	83	60	67	295	336	90	96	72	78	TUAM.
Leitrim Co.										
11	13	5	15	44	39	7	8	13	11	BALLYSHANNON, part of.
23	26	21	23	93	75	19	27	16	13	BAWNBOY, part of.
36	26	23	23	108	110	21	35	28	26	CARRICK-ON-SHANNON, part of.
50	54	51	49	204	204	52	49	55	48	MANORHAMILTON.
51	58	37	38	184	177	56	45	36	40	MOHILL.
Mayo Co.										
67	69	59	61	256	297	79	79	74	65	BALLINA.
58	55	64	42	219	216	44	76	46	50	BALLINROBE.
65	48	46	40	199	188	56	39	42	51	BELMULLET.
64	78	52	62	256	291	69	78	72	72	CASTLEBAR.

BIRTHS registered in Ireland in the Four Quarters ending

IV.—PROVINCE OF

SUPERINTENDENT REGISTRARS' DISTRICTS.						MALES AND FEMALES.				
						Total.	Registered in the Quarter ending the last day of			
							March.	June.	Sept.	Dec.
No.	Mayo Co.—continued.									
201	CLAREMORRIS,	576	159	152	126	139
202	KILLALA,	164	44	49	39	32
203	SWINEFORD,	1,151	323	282	231	315
204	WESTPORT,	802	221	180	199	202
	Roscommon Co.									
205	ATHLONE, part of,	167	51	47	40	29
206	BALLINASLOE, part of,	69	15	15	23	16
207	BOYLE, part of,	293	94	77	57	65
208	CARRICK-ON-SHANNON, part of,	100	30	31	17	22
209	CASTLEREAGH,	657	198	155	157	147
210	ROSCOMMON,	277	69	73	68	67
211	STROKESTOWN,	229	68	59	50	52
	Sligo Co.									
212	BOYLE, part of,	229	62	56	60	51
213	DROMORE WEST,	249	67	63	53	66
214	SLIGO,	812	234	184	221	173
215	TOBERCURRY,	396	118	88	101	89

Births in the Four Quarters of 1912.

March 31st, June 30th, September 30th, and December 31st, 1912 —*continued.*

CONNAUGHT—*continued.*

MALES.					FEMALES.					SUPERINTENDENT REGISTRARS' DISTRICTS.
Registered in the Quarter ending the last day of				Total.	Total.	Registered in the Quarter ending the last day of				
March.	June.	Sept.	Dec.			March.	June.	Sept.	Dec.	
										Mayo Co.—con.
86	78	64	70	298	278	73	74	62	69	CLAREMORRIS.
25	27	23	12	87	77	19	22	16	20	KILLALA.
161	148	119	167	595	556	162	134	112	148	SWINEFORD.
107	92	106	111	416	386	114	88	93	91	WESTPORT.
										Roscommon Co.
27	23	29	13	92	75	24	24	11	16	ATHLONE, part of.
9	8	11	8	36	33	6	7	12	8	BALLINASLOE, part of.
55	37	25	38	155	138	39	40	32	27	BOYLE, part of.
10	13	9	13	45	55	20	18	8	9	CARRICK-ON-SHANNON, part of.
95	71	76	72	314	343	103	84	81	75	CASTLEREAGH.
38	36	28	42	144	133	31	37	40	25	ROSCOMMON.
34	29	27	29	119	110	34	30	23	23	STROKESTOWN.
										Sligo Co.
31	26	37	27	121	108	31	30	23	24	BOYLE, part of.
36	37	26	33	132	117	31	26	27	33	DROMORE WEST.
117	86	124	96	423	389	117	98	97	77	SLIGO.
64	43	53	46	206	190	54	45	48	43	TOBERCURRY.

BIRTHS Registered in Ireland in the Four Quarters ending March 31st, June 30th, September 30th, and December 31st, 1912, in each SUPERINTENDENT REGISTRAR'S DISTRICT OF POOR LAW UNION.

Number of Numbers of Union in preceding Abstracts.	SUPERINTENDENT REGISTRARS' DISTRICTS OR POOR LAW UNIONS.	MALES AND FEMALES.				MALES.				Total.	FEMALES.					
		Total.	Registered in the Quarter ending the last day of				Registered in the Quarter ending the last day of				Total.	Registered in the Quarter ending the last day of				
			Mar.	June.	Sept.	Dec.	Mar.	June.	Sept.			Dec.	Mar.	June.	Sept.	Dec.
43	Abbeyleix, ..	335	94	89	83	69	47	41	33	36	157	178	47	48	50	33
122	Antrim, ..	667	136	179	195	157	65	93	99	78	335	332	71	86	96	79
32, 35	Ardee, ..	281	71	74	76	60	46	32	37	25	140	141	25	42	39	35
130	Armagh, ..	942	231	268	213	230	106	139	116	112	473	469	125	129	97	118
43, 205	Athlone, ..	536	153	138	132	113	80	66	68	53	287	269	73	72	64	60
11, 44	Athy, ..	537	131	143	119	144	77	69	62	75	283	254	54	74	57	69
136	Balleborough, ..	321	95	80	82	64	47	44	43	30	164	157	48	36	39	34
197	Ballina, ..	553	146	148	133	126	67	69	59	61	256	297	79	79	74	65
182, 206	Ballinasloe, ..	380	99	87	108	86	54	42	56	47	199	181	45	45	52	39
193	Ballinrobe, ..	435	102	131	110	92	58	55	64	42	219	216	44	76	46	50
123	Ballycastle, ..	256	56	74	63	63	34	45	35	32	146	110	22	29	28	31
29, 49	Ballymahon, ..	215	64	54	48	49	37	28	22	26	113	102	27	26	26	23
124	Ballymena, ..	1,083	235	281	278	289	112	147	145	158	562	521	123	134	133	131
125	Ballymoney, ..	615	175	147	128	165	85	80	64	85	314	301	90	67	64	89
143, 161, 192	Ballyshannon, ..	387	91	109	81	106	54	57	40	54	205	182	37	52	41	52
63	Ballyvaghan, ..	71	25	14	13	19	16	9	8	7	40	31	9	5	5	12
4	Balrothery, ..	367	99	95	88	85	50	54	42	37	183	184	49	41	46	48
1, 12, 58	Baltinglass, ..	277	64	87	57	69	32	35	32	36	135	142	32	52	25	33
131, 153	Banbridge, ..	859	208	245	224	182	108	120	118	84	430	429	100	125	106	98
71	Bandon, ..	358	105	72	106	75	47	32	56	35	170	188	58	40	50	40
72	Bantry, ..	274	73	65	73	63	47	31	27	34	139	135	26	34	46	29
187, 193	Bawnboy, ..	348	80	109	72	87	37	51	39	47	174	174	43	58	33	40
126, 135, 154	Belfast, ..	11,497	2,983	3,141	2,713	2,660	1,518	1,600	1,370	1,346	5,834	5,663	1,465	1,541	1,343	1,314
199	Belmullet, ..	387	121	87	88	91	65	48	46	40	199	188	56	39	42	51
24, 103	Birr, ..	453	101	117	128	107	50	62	69	47	228	225	51	55	59	60
104	Borrisokane, ..	164	33	47	35	49	14	21	19	32	86	78	19	26	16	17
207, 212	Boyle, ..	522	156	133	117	116	36	63	62	65	276	246	70	70	55	51
89	Cahersiveen, ..	502	150	136	110	106	30	72	69	57	278	224	70	64	41	49
16, 108	Callan, ..	317	83	78	84	72	40	38	44	34	156	161	43	40	40	38
2, 45	Carlow, ..	704	174	192	167	171	94	109	83	83	369	335	80	83	84	88
170	Carrickmacross, ..	306	70	95	65	76	43	45	43	36	167	139	27	50	22	40
194, 208	Carrick-on-Shan, ..	318	87	92	68	71	46	39	32	36	153	165	41	53	36	35
17, 109, 115	Carrick-on-Suir, ..	378	100	98	96	84	50	47	49	45	191	187	50	51	47	39
110	Cashel, ..	431	108	115	100	108	56	63	47	59	225	206	52	52	53	49
200	Castlebar, ..	547	133	156	124	134	64	78	52	62	256	291	69	78	72	72
132, 171	Castleblayney, ..	564	137	162	146	119	64	82	72	52	270	294	73	80	74	67
18	Castlecomer, ..	243	70	74	51	48	39	40	25	20	124	119	31	34	26	28
175	Castlederg, ..	248	55	57	70	66	29	33	34	27	123	125	26	24	36	39
209	Castlereagh, ..	657	198	155	157	147	95	71	76	72	314	343	103	84	81	75
73	Castletown, ..	277	64	77	71	65	42	35	36	35	148	129	22	42	35	30
138	Cavan, ..	704	203	175	169	157	104	82	81	82	349	355	99	93	88	75
5, 13	Celbridge, ..	287	69	75	71	72	35	42	40	40	157	130	34	33	31	32
201	Claremorris, ..	576	159	152	126	139	86	78	64	70	298	278	73	74	62	69
183	Clifden, ..	367	102	78	88	99	60	42	52	54	208	159	42	36	36	45
111	Clogheen, ..	307	84	82	73	68	47	40	42	37	166	141	37	42	31	31
176	Clogher, ..	294	69	85	80	60	36	42	43	27	148	146	33	43	37	33
74	Clonakilty, ..	385	98	92	95	100	55	47	49	53	204	181	43	45	46	47
162, 172	Clones, ..	339	84	91	75	89	41	52	40	42	175	164	43	39	35	47
112, 116	Clonmel, ..	392	107	95	94	96	52	50	39	49	190	202	55	45	55	47
166	Coleraine, ..	669	153	195	182	139	87	100	98	70	355	314	66	95	84	69
177	Cookstown, ..	542	121	159	124	138	62	88	63	71	284	258	59	71	61	67
139, 173	Cootehill, ..	396	133	89	76	98	65	49	37	51	202	194	68	40	39	47
75	Cork, ..	3,114	801	828	760	725	392	437	401	363	1,593	1,521	409	391	359	362
64	Corrofin, ..	89	23	33	13	20	10	21	7	10	48	41	13	12	6	10

BIRTHS Registered in Ireland in the Four Quarters ending March 31st, June 30th, September 30th, and December 31st, 1912, in each SUPERINTENDENT REGISTRAR'S DISTRICT OR POOR LAW UNION—continued.

Number or Numbers of Unions in preceding Abstracts.	SUPERINTENDENT REGISTRARS' DISTRICTS OR POOR LAW UNIONS.	MALES AND FEMALES.				MALES.				FEMALES.						
		Total.	Registered in the Quarter ending the last day of				Total.	Registered in the Quarter ending the last day of				Total.	Registered in the Quarter ending the last day of			
			Mar.	June.	Sept.	Dec.		Mar.	June.	Sept.	Dec.		Mar.	June.	Sept.	Dec.
95	Croom, ..	221	64	50	60	47	32	25	38	23	118	103	32	25	22	24
50	Delvin, ..	144	36	36	37	35	21	20	24	17	82	62	15	16	13	18
90	Dingle, ..	425	120	95	110	100	67	52	57	53	229	196	53	43	53	47
144	Donegal, ..	418	134	81	117	86	68	43	56	44	211	207	66	38	61	42
155	Downpatrick, ..	878	210	246	207	215	94	118	114	109	435	443	116	128	93	106
33, 36	Drogheda, ..	530	149	141	150	90	68	75	76	49	268	262	81	66	74	41
213	Dromore West, ..	249	67	63	53	66	36	37	26	33	132	117	31	26	27	33
6, 9	Dublin, North, ..	5,595	1,433	1,416	1,450	1,296	709	716	716	660	2,801	2,794	724	700	734	636
7, 10	Dublin, South, ..	5,658	1,497	1,462	1,386	1,313	766	750	731	665	2,912	2,746	731	712	655	648
34	Dundalk, ..	843	203	217	212	211	102	120	108	116	446	397	101	97	104	95
145	Dunfanaghy, ..	391	122	87	78	104	61	42	41	50	194	197	61	45	37	54
178	Dungannon, ..	596	157	153	126	160	80	80	71	95	326	270	77	73	55	65
117	Dungarvan, ..	303	75	92	77	59	27	50	40	27	144	159	48	42	37	32
76	Dunmanway, ..	299	84	83	68	64	43	39	39	29	150	149	41	44	29	35
37	Dunshaughlin, ..	155	34	35	49	37	20	19	24	24	87	68	14	16	25	13
14, 25, 38	Edenderry, ..	309	77	88	90	54	40	41	50	29	160	149	37	47	40	25
65	Ennis, ..	413	103	112	83	115	51	58	52	62	223	190	52	54	31	53
54	Enniscorthy, ..	675	186	198	161	130	93	90	92	56	331	344	93	108	69	74
140, 163	Enniskillen, ..	602	162	156	126	158	85	80	65	71	301	301	77	76	61	87
66	Ennistimon, ..	315	89	78	76	72	44	34	36	37	151	164	45	44	40	35
77	Fermoy, ..	508	119	136	136	117	61	71	73	57	262	246	58	65	63	60
184	Galway, ..	853	217	203	227	206	108	94	120	105	427	426	109	109	107	101
185	Glennamaddy, ..	326	110	85	70	61	46	43	38	31	158	168	64	42	32	30
146	Glenties, ..	746	228	185	147	186	113	83	68	82	346	400	115	102	79	104
55	Gorey, ..	329	74	81	89	85	35	27	46	43	151	178	39	54	43	42
186	Gort, ..	265	54	64	66	81	31	35	36	38	140	125	23	29	30	43
30, 51, 141	Granard, ..	433	117	110	99	107	66	42	56	58	222	211	51	68	43	49
147	Inishowen, ..	650	174	161	161	154	77	92	85	84	338	312	97	69	76	70
164, 179	Irvinestown, ..	266	69	69	61	67	37	38	27	33	135	131	32	31	34	34
78	Kanturk, ..	529	153	139	134	103	82	72	64	42	260	269	71	67	70	61
39	Kells, ..	276	65	80	66	65	36	37	40	29	142	134	29	43	26	36
91	Kenmare, ..	290	61	85	86	58	24	39	47	34	144	146	37	46	39	24
156	Kilkeel, ..	400	93	93	105	109	45	46	57	55	203	197	48	47	48	54
19	Kilkenny, ..	457	116	111	124	106	65	64	57	51	237	220	51	47	67	55
67	Killadysert, ..	180	47	44	43	46	27	22	20	22	91	89	20	22	23	24
202	Killala, ..	164	44	49	39	32	25	27	23	12	87	77	19	22	16	20
92	Killarney, ..	811	221	212	187	191	107	104	110	99	420	391	114	108	77	92
118	Kilmacthomas, ..	142	35	43	27	37	19	23	11	18	71	71	16	20	16	19
79, 96	Kilmallock, ..	639	168	149	158	164	93	87	77	86	343	296	75	62	81	78
68	Kilrush, ..	505	123	131	114	137	50	67	59	77	253	252	73	64	55	60
80	Kinsale, ..	275	67	75	59	74	38	37	31	40	146	129	29	38	28	34
127	Larne, ..	850	214	241	192	203	109	136	90	112	447	403	105	105	102	91
148	Letterkenny, ..	239	61	60	59	59	27	30	29	37	123	116	34	30	30	22
167	Limavady, ..	450	129	119	110	92	58	57	59	48	222	228	71	62	51	44
69, 97	Limerick, ..	1,580	417	392	418	353	213	192	210	177	792	788	204	200	208	176
128, 157	Lisburn, ..	972	236	284	240	212	128	162	107	104	501	471	108	122	133	108
119	Lismore, ..	229	54	61	70	44	27	34	35	22	118	111	27	27	35	22
165	Lisnaskea, ..	317	77	84	88	68	43	44	43	37	167	150	34	40	45	31
93, 98	Listowel, ..	835	233	209	199	194	125	104	111	94	434	401	108	105	88	100
149, 168	Londonderry, ..	1,514	382	432	355	345	195	213	186	188	782	732	187	219	169	157
31	Longford, ..	441	118	116	104	103	56	58	55	50	219	222	62	58	49	53
187	Loughrea, ..	444	124	111	99	110	71	57	42	55	225	219	53	54	57	55
129, 133, 158	Lurgan, ..	1,288	350	325	331	282	189	176	165	136	666	622	161	149	166	146
81	Macroom, ..	477	133	124	100	120	61	78	48	62	249	228	72	46	52	58

BIRTHS Registered in Ireland in the Four Quarters ending March 31st, June 30th, September 30th, and December 31st, 1912, in each SUPERINTENDENT REGISTRAR'S DISTRICT OR POOR LAW UNION—*continued.*

Number or Numbers of Union in preceding Abstracts.	SUPERINTENDENT REGISTRARS' DISTRICTS OR POOR LAW UNIONS.	MALES AND FEMALES.				MALES.				FEMALES.						
		Total.	Registered in the Quarter ending the last day of				Total.	Registered in the Quarter ending the last day of				Total.	Registered in the Quarter ending the last day of			
			Mar.	June.	Sept.	Dec.		Mar.	June.	Sept.	Dec.		Mar.	June.	Sept.	Dec.
169	Magherafelt, ..	732	185	183	173	191	91	99	91	107	388	344	94	84	82	84
82	Mallow, ..	487	117	137	126	107	60	75	58	55	248	239	57	62	68	52
195	Manorhamilton, ..	408	102	103	106	97	50	54	51	49	204	204	52	49	55	48
83	Middleton, ..	396	98	104	97	97	42	59	51	48	200	196	56	45	46	49
150	Millford, ..	385	99	98	91	97	61	48	49	46	204	181	38	50	42	51
84	Millstreet, ..	262	88	56	52	66	51	28	31	38	148	114	37	28	21	28
85, 99	Mitchelstown, ..	311	84	80	78	69	49	39	40	35	163	148	35	41	38	34
196	Mohill, ..	361	107	103	73	78	51	58	37	38	184	177	56	45	36	40
174	Monaghan, ..	505	112	144	133	116	53	73	76	58	260	245	59	71	57	58
188	Mount Bellew, ..	309	77	82	82	68	36	38	51	37	162	147	41	44	31	31
26, 46	Mountmellock, ..	564	142	152	146	124	85	80	76	59	300	264	57	72	70	65
52	Mullingar, ..	565	153	167	131	114	78	94	67	69	308	257	75	73	64	45
15, 59	Naas, ..	836	203	216	207	210	101	115	107	96	419	417	102	101	100	114
40	Navan, ..	310	81	89	62	78	46	42	32	49	169	141	35	47	30	29
105	Nenagh, ..	456	109	131	100	116	60	66	54	58	238	218	49	65	46	58
100	Newcastle, ..	601	154	167	145	135	87	84	71	70	312	289	67	83	74	65
3, 20, 56	New Ross, ..	596	163	154	138	141	93	70	72	76	311	285	70	84	66	65
134, 159	Newry, ..	1,091	301	286	255	249	139	144	139	132	554	537	162	142	116	117
160	Newtownards, ..	1,070	265	295	292	218	142	136	155	120	553	517	123	159	137	98
41, 142	Oldcastle, ..	296	59	84	80	73	30	42	47	41	160	136	29	42	33	32
180	Omagh, ..	810	206	232	189	183	104	121	90	96	411	399	102	111	99	87
189	Oughtersard, ..	400	114	107	83	96	56	58	37	43	194	206	58	49	46	53
190	Portumna, ..	208	66	44	50	48	32	22	24	28	106	102	34	22	26	20
8, 60	Rathdown, ..	1,044	289	269	277	209	154	139	145	109	547	497	135	130	132	100
61	Rathdrum, ..	560	138	153	151	118	75	80	80	68	303	257	63	73	71	50
101	Rathkeale, ..	291	79	87	55	70	34	52	31	42	159	132	45	35	24	28
210	Roscommon, ..	277	69	73	68	67	38	36	28	42	144	133	31	37	40	25
27, 47, 106	Roscrea, ..	308	76	88	58	86	32	41	37	41	151	157	44	47	21	45
70	Scariff, ..	362	98	98	86	80	56	54	47	48	205	157	42	44	39	32
62	Shillelagh, ..	169	40	43	34	52	19	24	23	30	96	73	21	19	11	22
86	Skibbereen, ..	469	137	115	107	110	73	55	56	57	241	228	64	60	51	53
87	Skull, ..	159	46	43	29	41	27	21	16	18	82	77	19	22	13	23
214	Sligo, ..	812	234	184	221	173	117	86	124	96	423	389	117	98	97	77
151, 181	Strabane, ..	837	231	219	196	191	109	116	104	92	421	416	122	103	92	99
152	Stranorlar, ..	315	86	82	73	74	44	42	46	42	174	141	42	40	27	32
211	Strokestown, ..	229	68	59	50	52	34	29	27	29	119	110	34	30	23	23
203	Swineford, ..	1,151	323	282	231	315	161	148	119	167	595	556	162	134	112	148
21	Thomastown, ..	251	79	57	52	63	35	35	30	34	134	117	44	22	22	29
107	Thurles, ..	472	117	112	125	118	63	58	67	63	251	221	54	54	58	55
102, 113	Tipperary, ..	733	201	175	194	163	97	89	88	83	357	376	104	86	106	80
215	Tobercurry, ..	306	118	88	101	89	64	43	53	46	206	190	54	45	48	43
94	Tralee, ..	992	274	261	229	228	152	137	123	118	530	462	122	124	106	110
42	Trim, ..	291	84	80	73	54	34	41	48	29	152	139	50	39	25	25
191	Tuam, ..	631	175	179	132	145	85	83	60	67	295	336	90	96	72	78
28, 53	Tullamore, ..	440	111	94	117	118	56	54	61	56	227	213	55	40	56	62
22, 114	Urlingford, ..	193	41	52	51	49	24	25	30	24	103	90	17	27	21	25
23, 120	Waterford, ..	1,099	292	302	282	223	146	171	145	123	585	514	146	131	137	100
204	Westport, ..	802	221	180	199	202	107	92	106	111	416	386	114	88	93	91
57	Wexford, ..	741	183	215	178	165	85	105	83	77	350	391	98	110	95	88
88, 121	Youghal, ..	280	63	72	78	67	34	32	35	37	138	142	29	40	43	30

DEATHS registered in each Province and County in Ireland in the Four Quarters ending March 31st, June 30th, September 30th, and December 31st, 1912.

PROVINCES AND COUNTIES.	MALES AND FEMALES.					MALES.					FEMALES.				
	Total.	Registered in the Quarter ending the last day of				Total.	Registered in the Quarter ending the last day of				Total.	Registered in the Quarter ending the last day of			
		March.	June.	Sept.	Dec.		Mar.	June.	Sept.	Dec.		Mar.	June.	Sept.	Dec.
IRELAND, ..	72,187	21,323	18,556	14,921	17,382	10,559	9,201	7,625	8,601	35,986	36,201	10,769	9,355	7,296	8,781
No. PROVINCES.															
I. LEINSTER, ..	20,946	6,231	5,371	4,354	4,990	3,094	2,700	2,290	2,532	10,616	10,330	3,137	2,671	2,064	2,458
II. MUNSTER, ..	15,857	4,527	4,080	3,335	3,915	2,299	2,067	1,730	1,938	8,034	7,823	2,228	2,013	1,605	1,977
III. ULSTER, ..	26,934	8,062	6,911	5,385	6,576	3,898	3,308	2,645	3,188	13,039	13,895	4,164	3,603	2,740	3,388
IV. CONNAUGHT, ..	8,450	2,508	2,194	1,847	1,901	1,268	1,126	960	943	4,297	4,153	1,240	1,068	887	958
I.—PROVINCE OF LEINSTER—COUNTIES.															
1 CARLOW, ..	615	181	149	139	146	89	71	76	68	304	311	92	78	63	78
2 DUBLIN, ..	2,656	803	710	522	621	382	343	261	301	1,287	1,369	421	367	261	320
3 DUBLIN CO. BORO',	7,206	2,188	1,888	1,454	1,676	1,044	966	758	867	3,635	3,571	1,144	922	696	809
4 KILDARE, ..	951	273	222	217	239	128	129	117	120	494	457	145	93	100	119
5 KILKENNY, ..	1,323	387	322	279	335	208	149	145	162	664	659	179	173	134	173
6 KING'S, ..	919	252	254	181	232	135	141	99	116	491	428	117	113	82	116
7 LONGFORD, ..	705	208	183	143	171	105	90	64	87	346	359	103	93	79	84
8 LOUTH, ..	1,005	305	247	202	251	151	118	111	134	514	491	154	129	91	117
9 MEATH, ..	1,036	277	287	235	237	152	149	138	126	565	471	125	138	97	111
10 QUEEN'S, ..	900	324	194	166	216	175	89	83	105	452	448	149	105	83	111
11 WESTMEATH, ..	951	273	226	250	202	138	111	127	114	490	461	135	115	123	88
12 WEXFORD, ..	1,768	509	443	373	443	254	213	198	211	876	892	255	230	175	232
13 WICKLOW, ..	911	251	246	193	221	133	131	113	121	498	413	118	115	80	100
II.—PROVINCE OF MUNSTER—COUNTIES.															
14 CLARE, ..	1,442	444	384	302	312	232	203	160	166	761	681	212	181	142	146
15 CORK CO. AND CO. BOROUGH.	6,009	1,767	1,555	1,236	1,401	883	766	668	685	3,002	3,007	884	789	618	716
16 KERRY, ..	1,948	546	545	418	439	269	299	228	225	1,021	927	277	246	190	214
17 LIMERICK CO. AND CO. BOROUGH.	2,556	660	604	532	760	344	301	263	371	1,279	1,277	316	303	269	389
18 TIPPERARY, North Riding.	930	278	248	171	233	163	127	80	107	477	453	115	121	91	126
19 TIPPERARY South Riding.	1,527	434	381	330	382	213	191	175	199	778	749	221	190	155	183
20 WATERFORD CO. & CO. BOROUGH.	1,445	398	363	296	388	195	180	156	185	716	729	203	183	140	203
III.—PROVINCE OF ULSTER—COUNTIES.															
21 ANTRIM, ..	3,168	922	777	696	773	453	384	328	369	1,539	1,629	464	393	368	404
22 ARMAGH, ..	2,251	627	606	488	530	305	284	234	242	1,065	1,186	322	322	254	288
23 BELFAST CO. BORO'	7,121	2,361	1,652	1,299	1,809	1,153	805	641	878	3,482	3,639	1,203	847	658	931
24 CAVAN, ..	1,292	394	353	229	311	201	154	112	159	626	622	193	204	117	152
25 DONEGAL, ..	2,054	732	765	531	666	346	368	249	327	1,363	1,364	386	367	272	399
26 DOWN, ..	3,318	945	869	696	808	434	408	336	377	1,555	1,763	511	461	360	431
27 FERMANAGH, ..	984	303	268	194	219	140	136	109	104	489	495	163	132	85	115
28 LONDONDERRY CO. & CO. BOROUGH.	2,342	657	644	461	580	308	293	230	275	1,106	1,236	349	351	231	305
29 MONAGHAN, ..	1,296	393	339	263	290	186	157	147	151	611	649	207	183	121	139
30 TYRONE, ..	2,514	728	663	533	590	362	319	259	306	1,246	1,268	366	344	274	284
IV.—PROVINCE OF CONNAUGHT—COUNTIES.															
31 GALWAY, ..	2,503	750	623	562	568	385	325	312	282	1,304	1,199	365	298	250	286
32 LEITRIM, ..	870	261	243	156	210	120	116	78	104	418	452	141	127	78	106
33 MAYO, ..	2,603	777	691	582	553	411	357	288	276	1,332	1,271	366	334	294	277
34 ROSCOMMON, ..	1,309	390	344	283	292	195	166	154	147	662	647	195	178	129	145
35 SLIGO, ..	1,165	330	293	264	278	157	162	123	134	581	584	173	131	136	144

DEATHS registered in Ireland in the Four Quarters ending

I.—PROVINCE OF

SUPERINTENDENT REGISTRARS' DISTRICTS.					MALES AND FEMALES.				
					Total.	Registered in the Quarter ending the last day of			
						March.	June.	Sept.	Dec.
No.	Carlow Co.								
1	BALTINGLASS, part of,	73	23	18	12	20			
2	CARLOW, part of,	483	142	115	113	113			
3	NEW ROSS, part of,	59	16	16	14	13			
	Dublin Co.								
4	BALROTHERY,	337	97	84	76	80			
5	CELBRIDGE, part of,	63	19	14	16	14			
6	DUBLIN, NORTH, part of,	176	52	40	36	48			
7	DUBLIN, SOUTH, part of,	1,364	413	366	263	322			
8	RATHDOWN, part of,	716	222	206	131	157			
	Dublin Co. Borough.								
9	DUBLIN, NORTH, part of,	3,505	1,036	929	714	826			
10	DUBLIN, SOUTH, part of,	3,701	1,152	959	740	850			
	Kildare Co.								
11	ATHY, part of,	235	62	51	57	65			
12	BALTINGLASS, part of,	23	9	6	6	2			
13	CELBRIDGE, part of,	143	46	34	37	26			
14	EDENDERRY, part of,	87	29	22	13	23			
15	NAAS, part of,	463	127	109	104	123			
	Kilkenny Co.								
16	CALLAN, part of,	150	46	42	37	25			
17	CARRICK-ON-SUIR, part of,	51	17	10	11	13			
18	CASTLECOMER,	188	51	47	48	42			
19	KILKENNY,	413	136	92	82	103			
20	NEW ROSS, part of,	41	15	7	7	12			
21	THOMASTOWN,	239	61	59	48	71			
22	URLINGFORD, part of,	97	22	24	23	28			
23	WATERFORD, part of,	144	39	41	23	41			
	King's Co.								
24	BIRR, part of,	325	73	107	76	69			
25	EDENDERRY, part of,	145	36	29	20	60			
26	MOUNTMELICK, part of,	52	19	17	5	11			
27	ROSCREA, part of,	75	22	21	15	17			
28	TULLAMORE, part of,	322	102	80	65	75			
	Longford Co.								
29	BALLYMAHON, part of,	143	34	47	26	36			
30	GRANARD, part of,	229	72	56	46	55			
31	LONGFORD,	333	102	80	71	80			
	Louth Co.								
32	ARDEE, part of,	158	45	36	38	39			
33	DROGHEDA, part of,	287	81	87	50	69			
34	DUNDALK,	560	179	124	114	143			

March 31st, June 30th, September 30th, and December 31st, 1912.

LEINSTER.

MALES.					FEMALES.					SUPERINTENDENT REGISTRARS' DISTRICTS.
Registered in the Quarter ending the last day of				Total.	Total.	Registered in the Quarter ending the last day of				
March.	June.	Sept.	Dec.			March.	June.	Sept.	Dec.	
										Carlow Co.
12	9	5	10	36	37	11	9	7	10	BALTINGLASS, part of.
69	54	64	50	237	246	73	61	49	63	CARLOW, part of.
8	8	7	8	31	28	8	8	7	5	NEW ROSS, part of.
										Dublin Co.
44	45	36	45	170	167	53	39	40	35	BALROTHERY.
11	8	8	10	37	26	8	6	8	4	CELBRIDGE, part of.
28	21	20	23	92	84	24	19	16	25	DUBLIN, NORTH, part of.
193	171	132	145	641	723	230	195	131	177	DUBLIN, SOUTH, part of.
106	98	65	78	347	369	116	108	66	79	RATHDOWN, part of.
										Dublin Co. Borough.
485	448	371	425	1,729	1,776	551	481	343	401	DUBLIN, NORTH, part of.
559	519	387	442	1,906	1,795	593	441	353	408	DUBLIN, SOUTH, part of.
										Kildare Co.
31	32	35	43	141	94	31	19	22	22	ATHY, part of.
6	3	3	2	14	9	3	3	3	—	BALTINGLASS, part of.
19	18	23	12	72	71	27	16	14	14	CELBRIDGE, part of.
9	13	6	13	41	46	20	9	7	10	EDENDERRY, part of.
63	63	50	50	226	237	64	46	54	73	NAAS, part of.
										Kilkenny Co.
26	17	18	7	68	82	20	25	19	18	CALLAN, part of.
8	6	6	5	25	26	9	4	5	8	CARRICK-ON-SUIR, part of.
31	19	26	18	94	94	20	28	22	24	CASTLECOMER.
83	37	47	58	223	190	53	55	35	47	KILKENNY.
7	3	4	6	20	21	8	4	3	6	NEW ROSS, part of.
24	29	21	39	113	126	37	30	27	32	THOMASTOWN.
11	11	14	11	47	50	11	12	9	17	URLINGFORD, part of.
18	27	9	20	74	70	21	14	14	21	WATERFORD, part of.
										King's Co.
35	61	42	34	172	153	38	46	34	35	BIRR, part of.
27	16	12	32	87	58	9	13	8	28	EDENDERRY, part of.
9	6	4	7	26	26	10	11	1	4	MOUNTMELICK, part of.
12	10	10	9	41	34	10	11	5	8	ROSCREA, part of.
52	49	31	34	165	157	50	32	34	41	TULLAMORE, part of.
										Longford Co.
21	18	11	21	71	72	13	29	15	15	BALLYMAHON, part of.
31	28	17	28	104	125	41	28	29	27	GRANARD, part of.
53	44	36	38	171	162	49	36	35	42	LONGFORD.
										Louth Co.
24	22	24	19	89	69	21	14	14	20	ARDEE, part of.
38	40	28	36	142	145	43	47	22	33	DROGHEDA, part of.
89	56	59	79	283	277	90	68	55	64	DUNDALK.

DEATHS registered in Ireland in the Four Quarters ending

I.—PROVINCE OF

SUPERINTENDENT REGISTRARS' DISTRICTS.						MALES AND FEMALES.				
						Total.	Registered in the Quarter ending the last day of			
							March.	June.	Sept.	Dec.
No	Meath Co.									
35	ARDEE, part of,	39	13	12	7	7				
36	DROGHEDA, part of,	72	18	22	11	21				
37	DUNSHAUGHLIN,	128	26	50	24	28				
38	EDENDERRY, part of,	34	10	7	9	8				
39	KELLS,	174	48	37	50	39				
40	NAVAN,	239	63	66	54	56				
41	OLDCASTLE, part of,	117	35	34	24	24				
42	TRIM,	233	64	59	56	54				
	Queen's Co.									
43	ABBEYLEIX,	251	80	63	52	56				
44	ATHY, part of,	71	26	12	11	22				
45	CARLOW, part of,	57	12	18	15	12				
46	MOUNTMELLICK, part of,	466	187	95	80	104				
47	ROSCREA, part of,	55	19	6	8	22				
	Westmeath Co.									
48	ATHLONE, part of,	273	74	81	68	50				
49	BALLYMAHON, part of,	49	17	14	10	8				
50	DELVIN,	113	24	26	33	30				
51	GRANARD, part of,	54	17	13	10	14				
52	MULLINGAR,	439	135	88	119	97				
53	TULLAMORE, part of,	23	6	4	10	3				
	Wexford Co.									
54	ENNISCORTHY,	528	137	139	118	134				
55	GOREY,	253	62	57	64	70				
56	NEW ROSS, part of,	446	135	106	89	116				
57	WEXFORD,	541	175	141	102	123				
	Wicklow Co.									
58	BALTINGLASS, part of,	160	46	50	31	33				
59	NAAS, part of,	47	19	10	10	8				
60	RATHDOWN, part of,	160	43	51	31	35				
61	RATHDRUM,	421	109	108	99	105				
62	SHILLELAGH,	123	34	27	22	40				

II.—PROVINCE OF

	Clare Co.									
63	BALLYVAGHAN,	46	16	13	10	7				
64	CORROFIN,	58	10	20	10	18				
65	ENNIS,	285	117	79	44	45				
66	ENNISTIMON,	210	48	56	55	51				

Deaths in the Four Quarters of 1912.

March 31st, June 30th, September 30th, and December 31st, 1912—continued.

LEINSTER—continued.

MALES.					FEMALES.					SUPERINTENDENT REGISTRARS' DISTRICTS.
Registered in the Quarter ending the last day of				Total.	Total.	Registered in the Quarter ending the last day of				
March.	June.	Sept.	Dec.			March.	June.	Sept.	Dec.	
6	7	6	7	26	13	7	5	1	—	Meath Co.
8	9	7	12	36	36	10	13	4	9	ARDEE, part of.
13	22	16	15	66	62	13	28	8	13	DROGHEDA, part of.
4	2	4	2	12	22	6	5	5	6	DUNSHAUGHLIN.
34	15	29	22	100	74	14	22	21	17	EDENDERRY, part of.
33	40	32	23	128	111	30	26	22	33	KELLS.
16	20	14	16	66	51	19	14	10	8	NAVAN.
38	34	30	29	131	102	26	25	26	25	OLDCASTLE, part of.
										TRIM.
										Queen's Co.
44	31	31	21	127	124	36	32	21	35	ABBEYLEIX.
15	6	7	13	41	30	11	6	4	9	ATHY, part of.
5	4	8	7	24	33	7	14	7	5	CARLOW, part of
105	46	34	56	241	225	82	49	46	48	MOUNTMELICK, part of.
6	2	3	8	19	36	13	4	5	14	ROSCREA, part of.
										Westmeath Co.
41	43	32	29	145	128	33	38	36	21	ATHLONE, part of.
8	9	6	6	29	20	9	5	4	2	BALLYMAHON, part of.
15	12	13	15	55	58	9	14	20	15	DELVIN.
8	8	7	8	31	23	9	5	3	6	GRANARD, part of.
64	37	66	55	222	217	71	51	53	42	MULLINGAR.
2	2	3	1	8	15	4	2	7	2	TULLAMORE, part of.
										Wexford Co.
61	71	64	62	258	270	76	68	54	72	ENNISCORTHY.
34	22	32	33	121	132	28	35	32	37	GOREY.
65	50	49	56	220	226	70	56	40	60	NEW ROSS, part of.
94	70	53	60	277	264	81	71	49	63	WEXFORD.
										Wicklow Co.
30	28	19	23	100	60	16	22	12	10	BALTINGLASS, part of.
11	6	6	4	27	20	8	4	4	4	NAAS, part of.
20	25	19	17	81	79	23	26	12	18	RATHDOWN, part of.
53	54	55	57	219	202	56	54	44	48	RATHDRUM.
19	18	14	20	71	52	15	9	8	20	SHILLELAGH.

MUNSTER.

										Clare Co.
6	6	5	3	20	26	10	7	5	4	BALLYVAGHAN.
5	13	6	10	34	24	5	7	4	8	CORROFIN.
58	36	18	24	136	149	59	43	26	21	ENNIS.
27	31	33	29	120	90	21	25	22	22	ENNISTIMON.

DEATHS registered in Ireland in the Four Quarters ending

II.—PROVINCE OF

SUPERINTENDENT REGISTRARS' DISTRICTS.						MALES AND FEMALES.				
						Total.	Registered in the Quarter ending the last day of			
							March.	June.	Sept.	Dec.
Clare Co.—continued.										
67	KILLADYSERT,	121	44	21	23	33				
68	KILRUSH,	374	115	103	80	76				
69	LIMERICK, part of,	85	22	33	15	15				
70	SCARRIFF,	263	72	59	65	67				
Cork Co. and Co. Borough.										
71	BANDON,	212	58	63	47	44				
72	BANTRY,	144	44	37	31	32				
73	CASTLETOWN,	122	30	29	36	27				
74	CLONAKILTY,	273	81	63	66	63				
75	CORK,	2,448	739	652	473	584				
76	DUNMANWAY,	152	46	43	36	27				
77	FERMOY,	307	78	84	60	85				
78	KANTURK,	320	97	73	78	72				
79	KILMALLOCK, part of,	68	18	17	16	17				
80	KINSALE,	224	67	61	56	40				
81	MACROOM,	261	86	63	52	60				
82	MALLOW,	297	77	74	72	74				
83	MIDDLETON,	268	72	77	60	59				
84	MILLSTREET,	144	50	33	20	41				
85	MITCHELSTOWN, part of,	151	39	40	41	31				
86	SKIBBEREEN,	308	90	77	67	74				
87	SKULL,	122	39	28	27	28				
88	YOUGHAL, part of	188	56	41	48	43				
Kerry Co.										
89	CAHERSIVEEN,	224	54	70	52	48				
90	DINGLE,	177	55	54	37	31				
91	KENMARE,	120	30	35	35	20				
92	KILLARNEY,	478	134	132	99	113				
93	LISTOWEL, part of,	458	148	110	89	111				
94	TRALEE,	491	125	144	106	116				
Limerick Co. and Co. Borough.										
95	CROOM,	170	49	31	33	57				
96	KILMALLOCK, part of,	358	94	106	78	80				
97	LIMERICK, part of,	1,196	276	273	264	383				
98	LISTOWEL, part of,	51	12	14	13	12				
99	MITCHELSTOWN, part of,	71	26	14	16	15				
100	NEWCASTLE,	365	100	92	64	109				
101	RATHKEALE,	241	76	47	45	73				
102	TIPPERARY, part of,	104	27	27	19	31				

Deaths in the Four Quarters of 1912.

March 31st, June 30th, September 30th, and December 31st, 1912—continued.

MUNSTER—continued.

MALES.					FEMALES.					SUPERINTENDENT REGISTRARS' DISTRICTS.
Registered in the Quarter ending the last day of				Total.	Total.	Registered in the Quarter ending the last day of				
March.	June.	Sept.	Dec.			March.	June.	Sept.	Dec.	
Clare Co.—continued.										
26	13	12	17	68	53	18	8	11	16	KILLADYSERT.
56	54	42	39	191	183	59	49	38	37	KILRUSH.
15	12	7	7	41	44	7	21	8	8	LIMERICK, part of.
39	38	37	37	151	112	33	21	28	30	SCARRIFF.
Cork Co. and Co. Borough.										
31	38	20	21	110	102	27	25	27	23	BANDON.
26	24	18	16	84	60	18	13	13	16	BANTRY.
11	12	21	13	57	65	19	17	15	14	CASTLETOWN.
33	31	29	32	125	148	48	32	37	31	CLONAKILTY.
365	309	240	293	1,197	1,251	384	343	233	291	CORK.
28	26	23	15	92	60	18	17	13	12	DUNMANWAY.
44	41	38	35	158	149	34	43	22	50	FERMOY.
46	30	37	32	145	175	51	43	41	40	KANTURK.
10	10	9	7	36	32	8	7	7	10	KILMALLOCK, part of.
37	30	28	21	116	108	30	31	28	19	KINSALE.
42	33	31	29	135	126	44	30	21	31	MACROOM.
36	40	40	37	153	144	41	34	32	37	MALLOW.
37	39	30	32	138	130	35	38	30	27	MIDDLETON.
23	18	9	20	70	74	27	15	11	21	MILLSTREET.
23	16	26	14	79	72	16	24	15	17	MITCHELSTOWN, part of.
50	40	36	32	158	150	40	37	31	42	SKIBBEREEN.
21	11	13	14	59	63	18	17	14	14	SKULL.
30	18	20	22	90	98	26	23	28	21	YOUGHAL, part of.
Kerry Co.										
28	39	27	23	117	107	26	31	25	25	CAHERSIVEEN.
27	24	20	21	92	85	28	30	17	10	DINGLE.
15	21	21	7	64	56	15	14	14	13	KENMARE.
62	75	54	66	257	221	72	57	45	47	KILLARNEY.
74	61	48	47	230	228	74	49	41	64	LISTOWEL, part of.
63	79	58	61	261	230	62	65	48	55	TRALEE.
Limerick Co. and Co. Borough.										
26	17	16	26	87	83	23	14	17	29	CROOM.
56	49	59	42	197	161	38	57	28	38	KILMALLOCK, part of.
137	139	120	183	579	617	139	134	144	200	LIMERICK, part of.
7	6	5	7	25	26	5	8	8	5	LISTOWEL, part of.
11	5	9	11	33	35	15	9	7	4	MITCHELSTOWN, part of.
49	44	34	47	174	191	51	48	30	62	NEWCASTLE.
44	24	18	33	119	122	32	23	27	40	RATHKEALE.
14	17	11	20	62	42	13	10	8	11	TIPPERARY, part of.

DEATHS registered in Ireland in the Four Quarters ending

II.—PROVINCE OF

SUPERINTENDENT REGISTRARS' DISTRICTS.						MALES AND FEMALES.				
						Total.	Registered in the Quarter ending the last day of			
							March.	June.	Sept.	Dec.
Tipperary Co. North Riding.										
No.										
103	BIRR, part of,	15	4	3	4	4				
104	BORRISOKANE,	121	39	32	22	28				
105	NENAGH,	324	107	71	60	86				
106	ROSCREA, part of,	138	34	49	27	28				
107	THURLES,	332	94	93	58	87				
Tipperary Co. S.R.										
108	CALLAN, part of,	65	17	21	19	8				
109	CARRICK-ON-SUIR, part of,	168	48	45	30	45				
110	CASHEL,	295	77	81	65	72				
111	CLOGHEEN,	234	74	64	41	55				
112	CLONMEL, part of	332	97	80	68	87				
113	TIPPERARY, part of.	400	111	82	100	107				
114	URLINGFORD, part of.	33	10	8	7	8				
Waterford Co. and Co. Borough.										
115	CARRICK-ON-SUIR, part of.	70	15	16	15	24				
116	CLONMEL, part of,	43	14	11	7	11				
117	DUNGARVAN,	222	73	60	37	52				
118	KILMACTHOMAS,	107	28	25	19	35				
119	LISMORE,	226	63	51	37	75				
120	WATERFORD, part of,	716	185	184	172	175				
121	YOUGHAL, part of,	61	20	16	9	16				

III.—PROVINCE OF

Antrim Co.										
122	ANTRIM,	495	143	120	103	129				
123	BALLYCASTLE,	200	68	45	37	50				
124	BALLYMENA,	751	214	176	176	185				
125	BALLYMONEY,	438	134	107	92	105				
126	BELFAST, part of,	264	71	79	55	59				
127	LARNE,	524	138	134	127	125				
128	LISBURN, part of,	442	134	105	94	109				
129	LURGAN, part of,	54	20	11	12	11				
Armagh Co.										
130	ARMAGH,	818	217	223	172	206				
131	BANBRIDGE, part of,	107	31	31	23	22				
132	CASTLEBLAYNEY, part of,	151	43	37	43	28				
133	LURGAN, part of,	716	221	186	148	161				
134	NEWRY, part of,	459	115	129	102	113				

Deaths in the Four Quarters of 1912.

March 31st, June 30th, September 30th, and December 31st, 1912—*continued.*

MUNSTER—*continued.*

MALES.					FEMALES.					SUPERINTENDENT REGISTRARS' DISTRICTS.
Registered in the Quarter ending the last day of				Total.	Total.	Registered in the Quarter ending the last day of				
March.	June.	Sept.	Dec.			March.	June.	Sept.	Dec.	
2	1	1	1	5	10	2	2	3	3	Tipperary Co. N.R.
21	19	10	11	61	60	18	13	12	17	BIRR, part of.
69	32	27	39	167	157	38	39	33	47	BORRISOKANE.
18	24	15	13	70	68	16	25	12	15	NENAGH.
63	51	27	43	174	158	41	42	31	44	ROSCREA, part of.
										THURLES.
										Tipperary Co. S.R.
5	8	9	3	25	40	12	13	10	5	CALLAN, part of.
22	24	14	24	84	84	26	21	16	21	CARRICK-ON-SUIR, part of.
44	37	38	39	158	137	33	44	27	33	CASHEL.
38	33	22	29	122	112	36	31	19	26	CLOGHEEN.
45	41	35	42	163	169	52	39	33	45	CLONMEL, part of.
53	44	53	59	209	191	58	38	47	48	TIPPERARY, part of.
6	4	4	3	17	16	4	4	3	5	URLINGFORD, part of.
										Waterford Co. and Co. Borough.
7	8	7	8	30	40	8	8	8	16	CARRICK-ON-SUIR, part of.
7	6	1	9	23	20	7	5	6	2	CLONMEL, part of.
36	35	17	23	111	111	37	25	20	29	DUNGARVAN.
12	10	7	13	42	65	16	15	12	22	KILMACTHOMAS.
39	22	16	41	118	108	24	29	21	34	LISMORE.
82	91	102	84	359	357	103	93	70	91	WATERFORD, part of.
12	8	6	7	33	28	8	8	3	9	YOUGHAL, part of.

ULSTER.

										Antrim Co.
59	55	55	57	226	269	84	65	48	72	ANTRIM.
38	25	18	23	104	96	30	20	19	27	BALLYCASTLE.
105	84	82	91	362	389	109	92	94	94	BALLYMENA.
62	57	40	49	208	230	72	50	52	56	BALLYMONEY.
35	41	23	37	136	128	36	38	32	22	BELFAST, part of.
82	61	57	56	256	268	56	73	70	69	LARNE.
66	56	49	53	224	218	68	49	45	56	LISBURN, part of
11	5	4	3	23	31	9	6	8	8	LURGAN, part of.
										Armagh Co.
112	107	94	90	403	415	105	116	78	116	ARMAGH.
20	16	11	9	56	51	11	15	12	13	BANBRIDGE, part of
20	13	19	13	65	86	23	24	24	15	CASTLEBLAYNEY, part of.
100	85	64	78	327	389	121	101	84	83	LURGAN, part of.
53	63	46	52	214	245	62	66	56	61	NEWRY, part of.

DEATHS registered in Ireland in the Four Quarters ending

III.—PROVINCE OF

SUPERINTENDENT REGISTRARS' DISTRICTS.		MALES AND FEMALES.				
		Total.	Registered in the Quarter ending the last day of			
			March.	June.	Sept.	Dec.
No.	Belfast Co. Borough.					
135	BELFAST, part of,	7,121	2,361	1,652	1,299	1,809
	Cavan Co.					
136	BAILIKBOROUGH,	256	88	73	41	54
137	BAWNBOY, part of,	103	29	36	26	12
138	CAVAN,	504	163	128	82	131
139	COOTEHILL, part of,	211	54	60	46	51
140	ENNISKILLEN, part of,	54	11	20	2	21
141	GRANARD, part of,	40	11	10	6	13
142	OLDCASTLE, part of,	124	38	31	26	29
	Donegal Co.					
143	BALLYSHANNON, part of,	179	46	56	24	53
144	DONEGAL,	350	98	94	78	80
145	DUNFANAGHY,	208	59	57	45	47
146	GLENTIES,	445	125	130	96	94
147	INISHOWEN,	456	117	124	85	130
148	LETTERKENNY,	216	59	53	39	65
149	LONDONDERRY, part of,	121	31	36	29	25
150	MILLFORD	297	73	77	58	89
151	STRABANE, part of,	168	57	41	29	41
152	STRANORLAR,	214	67	67	38	42
	Down Co.					
153	BANBRIDGE, part of,	568	153	160	125	130
154	BELFAST, part of,	99	20	22	26	31
155	DOWNPATRICK,	693	205	180	140	168
156	KILKEEL,	286	80	74	63	69
157	LISBURN, part of,	357	99	97	80	81
158	LURGAN, part of,	177	57	38	35	47
159	NEWRY, part of,	424	106	109	93	116
160	NEWTOWNARDS,	714	225	189	134	166
	Fermanagh Co.					
161	BALLYSHANNON, part of,	74	25	17	21	11
162	CLONES, part of,	111	32	31	20	28
163	ENNISKILLEN, part of,	381	126	107	71	77
164	IRVINESTOWN, part of,	168	43	43	30	52
165	LISNASKEA	250	77	70	52	51
	Londonderry Co. and Co. Borough.					
166	COLERAINE,	533	166	133	107	127
167	LIMAVADY,	298	85	94	46	73
168	LONDONDERRY, part of,	863	247	236	172	208
169	MAGHERAFELT,	648	159	181	136	172

Deaths in the Four Quarters of 1912.

March 31st, June 30th, September 30th, and December 31st, 1912—continued.

ULSTER—continued.

MALES.					FEMALES.					SUPERINTENDENT REGISTRARS' DISTRICTS.
Registered in the Quarter ending the last day of				Total.	Total.	Registered in the Quarter ending the last day of				
March.	June.	Sept.	Dec.			March.	June.	Sept.	Dec.	
1,158	805	641	878	3,482	3,639	1,203	847	658	931	Belfast Co. Borough. BELFAST, part of.
45	32	21	39	127	129	43	41	20	25	Cavan Co. BAILIEBOROUGH.
16	20	12	5	53	50	13	16	14	7	BAWNBOY, part of.
86	49	40	60	235	269	77	79	42	71	CAVAN.
23	28	24	28	105	108	31	32	22	23	COOTEHILL, part of.
5	7	—	12	24	30	6	13	2	9	ENNISKILLEN, part of.
7	5	2	7	21	19	4	5	4	6	GRANARD, part of.
19	13	13	18	63	61	19	18	13	11	OLDCASTLE, part of.
										Donegal Co.
23	29	9	22	93	96	23	27	15	31	BALLYSHANNON, part of.
48	38	33	45	164	186	50	56	45	35	DONEGAL.
29	31	20	19	99	109	30	26	25	28	DUNFANAGHY.
47	55	40	40	182	263	78	75	56	54	GLENTIES.
60	65	39	68	232	224	57	59	46	62	INISHOWEN.
30	27	18	35	110	106	29	26	21	30	LETTERKENNY.
14	21	14	13	62	59	17	15	15	12	LONDONDERRY, part of.
39	50	34	42	165	132	34	27	24	47	MILLFORD.
26	25	17	21	89	79	31	16	12	20	STRABANE, part of.
30	27	25	22	104	110	37	40	13	20	STRANORLAR.
										Down Co.
79	70	63	66	278	290	74	90	62	64	BANBRIDGE, part of.
5	13	19	14	51	48	15	9	7	17	BELFAST, part of.
86	91	68	74	319	374	119	89	72	94	DOWNPATRICK.
34	36	29	27	126	160	46	38	34	42	KILKEEL.
49	48	48	45	190	167	50	49	32	36	LISBURN, part of.
30	13	18	21	82	95	27	25	17	26	LURGAN, part of.
58	50	33	49	190	234	48	59	60	67	NEWRY, part of.
93	87	58	81	319	395	132	102	76	85	NEWTOWNARDS.
										Fermanagh Co.
13	8	14	6	41	33	12	9	7	5	BALLYSHANNON, part of.
18	16	11	18	63	48	14	15	9	10	CLONES, part of.
55	55	41	31	182	199	71	52	30	46	ENNISKILLEN, part of.
19	24	12	26	81	87	24	19	18	26	IRVINESTOWN, part of.
35	33	31	23	122	128	42	37	21	28	LISNASKEA.
										Londonderry Co. and Co. Borough.
87	65	56	61	269	264	79	68	51	66	COLERAINE.
39	38	24	43	144	154	46	56	22	30	LIMAVADY.
106	113	81	80	380	483	141	123	91	128	LONDONDERRY, part of.
76	77	69	91	313	335	83	104	67	81	MAGHERAFELT.

DEATHS registered in Ireland in the Four Quarters ending

III.—PROVINCE OF

SUPERINTENDENT REGISTRARS' DISTRICTS.						MALES AND FEMALES.				
						Total.	Registered in the Quarter ending the last day of			
							March.	June.	Sept.	Dec.
Monaghan Co.										
No.										
170	CARRICKMACROSS,	244	78	53	58	55				
171	CASTLEBLAYNEY, part of,	280	88	74	56	62				
172	CLONES, part of,	130	25	40	30	35				
173	COOTEHILL, part of,	93	30	28	14	21				
174	MONAGHAN,	543	172	144	110	117				
Tyrone Co.										
175	CASTLEDERG,	159	53	43	29	34				
176	CLOGHER,	220	62	61	56	41				
177	COOKSTOWN,	386	98	101	80	107				
178	DUNGANNON,	546	174	133	106	133				
179	IRVINESTOWN, part of,	79	24	22	17	16				
180	OMAGH,	740	191	203	170	176				
181	STRABANE, part of,	384	126	100	75	83				

IV.—PROVINCE OF

Galway Co.										
182	BALLINASLOE, part of,	272	86	54	68	64				
183	CLIFDEN,	222	64	54	43	61				
184	GALWAY,	520	138	145	124	113				
185	GLENNAMADDY,	188	47	50	48	43				
186	GORT,	137	34	27	40	36				
187	LOUGHREA,	248	69	68	49	62				
188	MOUNT BELLEW,	181	64	42	33	42				
189	OUGHTERARD,	205	69	52	49	35				
190	PORTUMNA,	161	67	32	27	25				
191	TUAM,	379	112	99	81	87				
Leitrim Co.										
192	BALLYSHANNON, part of,	80	24	31	15	10				
193	BAWNBOY, part of,	98	24	24	25	25				
194	CARRICK-ON-SHANNON, part of	177	48	52	36	41				
195	MANORHAMILTON,	238	88	50	34	66				
196	MOHILL,	277	77	86	46	68				
Mayo Co.										
197	BALLINA,	302	99	69	79	55				
198	BALLINROBE,	279	93	61	64	61				
199	BELMULLET,	196	73	49	27	47				
200	CASTLEBAR,	383	116	108	87	72				

March 31st, June 30th, September 30th, and December 31st, 1912—continued.

ULSTER—continued.

MALES.					FEMALES.					SUPERINTENDENT REGISTRARS' DISTRICTS.
Registered in the Quarter ending the last day of				Total.	Total.	Registered in the Quarter ending the last day of				
March.	June.	Sept.	Dec.			March.	June.	Sept.	Dec.	
39	29	36	27	131	113	39	24	22	28	Monaghan Co. CARRICKMACROSS. CASTLEBLAYNEY, part of. CLONES, part of. COOTEHILL, part of. MONAGHAN.
34	32	30	36	132	148	54	42	26	26	
12	19	13	17	61	69	13	21	17	18	
17	10	9	13	49	44	13	18	5	8	
84	67	59	58	268	275	88	77	51	59	
31	23	16	19	89	70	22	20	13	15	Tyrone Co. CASTLEDERG. CLOGHER. COOKSTOWN. DUNGANNON. IRVINESTOWN, part of. OMAGH. STRABANE, part of.
31	25	29	22	107	113	31	36	27	19	
43	47	37	57	184	202	55	54	43	50	
85	65	53	69	272	274	89	68	53	64	
12	8	10	11	41	38	12	14	7	5	
105	105	80	91	381	359	86	98	90	85	
55	46	34	37	172	212	71	54	41	46	

GONNAUGHT.

47	30	43	28	148	124	39	24	25	36	Galway Co. BALLINASLOE, part of. CLIFDEN. GALWAY. GLENNAMADDY. GORT. LOUGHREA. MOUNT BELLEW. OUGHTERARD. PORTUMNA. TUAM.	
29	22	25	27	103	119	35	32	18	34		
70	71	71	55	267	253	68	74	53	58		
21	28	28	23	100	88	26	22	20	20		
16	14	22	20	72	65	18	13	18	16		
38	36	26	33	133	115	31	32	23	29		
37	24	18	19	98	83	27	18	15	23		
30	29	26	20	105	100	39	23	23	15		
35	19	15	13	82	69	32	13	12	12		
62	52	38	44	196	183	50	47	43	43		
9	14	8	4	35	45	15	17	7	6		Leitrim Co. BALLYSHANNON, part of. BAWNBOY, part of. CARRICK-ON-SHANNON, part of. MANORHAMILTON. MOHILL.
7	13	11	15	46	52	17	11	14	10		
17	22	18	21	78	99	31	30	18	20		
44	19	17	31	111	127	44	31	17	35		
43	48	24	33	148	129	34	38	22	35		
55	35	40	28	158	144	44	34	39	27	Mayo Co. BALLINA. BALLINROBE. BELMULLET. CASTLEBAR.	
40	31	28	31	130	149	53	30	36	30		
41	30	13	20	104	92	32	19	14	27		
63	48	49	40	200	183	53	60	38	32		

DEATHS registered in Ireland in the Four Quarters ending

IV.—PROVINCE OF

SUPERINTENDENT REGISTRARS' DISTRICTS.						MALES AND FEMALES.				
						Total	Registered in the Quarter ending the last day of			
							March.	June.	Sept.	Dec.
Mayo Co.—continued.										
No.										
201	CLAREMORRIS,	338	104	77	66	91
202	KILLALA,	126	35	36	24	31
203	SWINEFORD,	523	123	173	141	86
204	WESTPORT,	456	134	118	94	110
Roscommon Co.										
205	ATHLONE, part of,	110	39	28	26	17
206	BALLINASLOE, part of,	44	11	10	10	13
207	BOYLE, part of,	210	66	57	45	42
208	CARRICK-ON-SHANNON, part of,	76	20	14	25	17
209	CASTLEREAGH,	400	133	107	72	88
210	ROSCOMMON,	224	62	57	47	58
211	STROKESTOWN,	245	59	71	58	57
Sligo Co.										
212	BOYLE, part of,	159	43	49	34	33
213	DROMORE, WEST,	175	58	41	35	41
214	SLIGO,	576	157	140	137	142
215	TOBERCERRY,	255	72	63	58	62

Deaths in the Four Quarters of 1912.

89

March 31st, June 30th, September 30th, and December 31st, 1912 —continued.

CONNAUGHT—continued.

MALES.					FEMALES.					SUPERINTENDENT REGISTRARS' DISTRICTS.
Registered in the Quarter ending the last day of				Total.	Total.	Registered in the Quarter ending the last day of				
March.	June.	Sept.	Dec.			March.	June.	Sept.	Dec.	
										Maye Co.—con
51	36	37	46	170	168	53	41	29	45	CLAREMORRIS.
18	23	8	17	66	60	17	13	16	14	KILLALA.
74	98	65	41	278	245	49	75	76	45	SWINEFORD.
69	56	48	53	226	230	65	62	46	57	WESTPORT.
										Roscommon Co.
23	16	15	7	61	49	16	12	11	10	ATHLONE, part of.
5	6	6	8	25	19	6	4	4	5	BALLINASLOE, part of.
28	25	24	24	101	109	38	32	21	18	BOYLE, part of.
10	4	12	10	36	40	10	10	13	7	CARRICK-ON-SHANNON, part of.
64	52	41	40	197	203	69	55	31	48	CASTLEREAGH.
35	25	28	30	118	106	27	32	19	28	ROSCOMMON.
30	38	28	28	124	121	29	33	30	29	STROKESTOWN.
										Sligo Co.
19	27	18	16	80	79	24	22	16	17	BOYLE, part of.
22	20	19	16	77	98	36	21	16	25	DROMORE, WEST.
84	83	70	73	310	266	73	57	67	69	SLIGO.
32	32	21	29	114	141	40	31	37	33	TOBERCURRY.

DEATHS registered in Ireland in the Four Quarters ending March 31st, June 30th, September 30th, and December 31st, 1912, in each SUPERINTENDENT REGISTRAR'S DISTRICT OR POOR LAW UNION.

Number of Numbers of Union in preceding Abstracts.	SUPERINTENDENT REGISTRARS' DISTRICTS OR POOR LAW UNIONS.	MALES AND FEMALES.				MALES.				FEMALES.						
		Total.	Registered in the Quarter ending the last day of				Total.	Registered in the Quarter ending the last day of				Total.	Registered in the Quarter ending the last day of			
			Mar.	June.	Sept.	Dec.		Mar.	June.	Sept.	Dec.		Mar.	June.	Sept.	Dec.
43	Abbeyleix, ..	251	80	63	52	56	44	31	31	21	127	124	36	32	21	35
122	Antrim, ..	495	143	120	103	129	59	55	55	57	226	269	84	65	48	72
32, 35	Ardee, ..	197	58	48	45	46	30	29	30	26	115	82	28	19	15	20
130	Armagh, ..	818	217	223	172	206	112	107	94	90	403	415	105	116	78	116
48, 205	Athlone, ..	383	113	109	94	67	64	59	47	36	206	177	49	50	47	31
11, 44	Athy, ..	306	88	63	68	87	46	58	42	56	182	124	42	25	26	31
136	Ballieborough, ..	256	88	73	41	54	45	32	21	29	127	129	43	41	20	25
197	Ballina, ..	302	99	69	79	55	55	35	40	28	158	144	44	34	39	27
182, 206	Ballinasloe, ..	316	97	64	78	77	52	36	49	36	173	143	45	28	29	41
198	Ballinrobe, ..	279	93	61	64	61	40	31	28	31	130	149	53	30	36	30
123	Ballycastle, ..	200	68	45	37	50	38	25	18	23	104	96	30	20	19	27
29, 49	Ballymahon, ..	192	51	61	36	44	29	27	17	27	100	92	22	34	19	17
124	Ballymena, ..	751	214	176	176	185	105	84	82	91	362	389	109	92	94	94
125	Ballymoney, ..	438	134	107	92	105	62	57	40	49	208	230	72	50	52	56
143, 161, 192	Ballyshannon, ..	333	95	104	60	74	45	51	31	32	159	174	50	53	29	42
63	Ballyvaghan, ..	46	16	13	10	7	6	6	5	3	20	26	10	7	5	4
4	Balrothery, ..	337	97	84	76	80	44	45	36	45	170	167	53	39	40	35
1, 12, 58	Baltinglass, ..	256	78	74	49	55	48	40	27	35	150	106	30	34	22	20
131, 153	Banbridge, ..	675	184	191	148	152	99	86	74	75	334	341	85	105	74	77
71	Bandon, ..	212	58	63	47	44	31	38	20	21	110	102	27	25	27	23
72	Bantry, ..	144	44	37	31	32	26	24	18	16	84	60	18	13	13	16
137, 193	Bawnboy, ..	201	53	60	51	37	23	33	23	20	99	102	30	27	28	17
126, 135, 154	Belfast, ..	7,484	2,452	1,753	1,380	1,899	1,198	859	683	929	3,669	3,815	1,254	894	697	970
199	Belmullet, ..	196	73	49	27	47	41	30	13	20	104	92	32	19	14	27
24, 103	Birr, ..	340	77	110	80	73	37	62	43	35	177	163	40	48	37	38
104	Borrisokane, ..	121	39	32	22	28	21	19	10	11	61	60	18	13	12	17
207, 212	Boyle, ..	369	109	106	79	75	47	52	42	40	181	188	62	54	37	35
89	Cahersiveen, ..	224	54	70	52	48	28	39	27	23	117	107	26	31	25	25
16, 108	Callan, ..	215	63	63	56	33	31	25	27	10	93	122	32	38	29	23
2, 45	Carlow, ..	540	154	133	128	125	74	58	72	57	261	279	80	75	56	68
170	Carrickmacross, ..	244	78	53	58	55	39	29	36	27	131	113	39	24	22	28
194, 208	Carrick-on-Shannon	253	68	66	61	58	27	26	30	31	114	139	41	40	31	27
17, 109, 115	Carrick-on-Suir, ..	289	80	71	56	82	37	38	27	37	139	150	43	33	29	45
110	Cashel, ..	295	77	81	65	72	44	37	38	39	158	137	33	44	27	33
200	Castlebar, ..	383	116	108	87	72	63	48	49	40	200	183	53	60	38	32
132, 171	Castleblayney, ..	431	131	111	99	90	54	45	49	49	197	234	77	66	50	41
18	Castlecomer, ..	188	51	47	48	42	31	19	26	18	94	94	20	28	22	24
175	Castledearg, ..	159	53	43	29	34	31	23	16	19	89	70	22	20	13	15
209	Castlereagh, ..	400	133	107	72	88	64	52	41	40	197	203	69	55	31	48
73	Castletown, ..	122	30	29	36	27	11	12	21	13	57	65	19	17	15	14
138	Cavan, ..	504	163	128	82	131	86	49	40	60	235	269	77	79	42	71
5, 13	Celbridge, ..	206	65	48	53	40	30	26	31	22	109	97	35	22	22	18
201	Claremorris, ..	338	104	77	66	91	51	36	37	46	170	168	53	41	29	45
183	Clifden, ..	222	64	54	43	61	29	22	25	27	103	119	35	32	18	34
111	Clogheen, ..	234	74	64	41	55	38	33	22	29	122	112	36	31	19	26
176	Clogher, ..	220	62	61	56	41	31	25	29	22	107	113	31	36	27	19
74	Clonakilty, ..	273	81	63	66	63	33	31	29	32	125	148	48	32	37	31
162, 172	Clones, ..	241	57	71	50	63	30	35	24	35	124	117	27	36	26	28
112, 116	Clonmel, ..	375	111	91	75	98	52	47	36	51	186	189	59	44	39	47
166	Coleraine, ..	533	166	133	107	127	87	65	56	61	269	264	79	68	51	66
177	Cookstown, ..	386	98	101	80	107	43	47	37	57	184	202	55	54	43	50
139, 173	Cootehill, ..	304	84	88	60	72	40	38	33	41	152	152	44	50	27	31
75	Cork, ..	2,448	739	652	473	584	355	309	240	293	1,197	1,251	384	343	233	291
64	Corrofin, ..	58	10	20	10	18	5	13	6	10	34	24	5	7	4	8
96	Croom, ..	170	49	31	33	57	26	17	16	28	87	83	23	14	17	29

Deaths in the Four Quarters of 1912.

DEATHS registered in Ireland in the Four Quarters ending March 31st, June 30th, September 30th and December 31st, 1912, in each SUPERINTENDENT REGISTRAR'S DISTRICT OR POOR LAW UNION—con.

Number of Union in preceding Abstracts.	SUPERINTENDENT REGISTRARS' DISTRICTS OR POOR LAW UNIONS.	MALES AND FEMALES.				MALES.				FEMALES.						
		Total.	Registered in the Quarter ending the last day of				Total.	Registered in the Quarter ending the last day of				Total.	Registered in the Quarter ending the last day of			
			Mar.	June.	Sept.	Dec.		Mar.	June.	Sept.	Dec.		Mar.	June.	Sept.	Dec.
50	Delvin, ..	113	24	26	33	30	15	12	13	15	55	58	9	14	20	15
90	Dingle, ..	177	55	54	37	31	27	24	20	21	92	85	28	30	17	10
144	Donegal, ..	350	98	94	78	80	48	38	33	45	164	186	50	56	45	35
155	Downpatrick, ..	693	205	180	140	168	86	91	68	74	319	374	119	89	72	94
33, 36	Drogheda, ..	359	99	109	61	90	46	49	35	48	178	181	53	60	26	42
213	Dromore, West, ..	175	58	41	35	41	22	20	19	16	77	98	36	21	16	25
6, 9	Dublin, North, ..	3,681	1,088	989	750	874	513	469	391	448	1,821	1,860	575	500	359	426
7, 10	Dublin, South, ..	5,065	1,565	1,325	1,003	1,172	752	689	519	587	2,547	2,518	813	636	484	585
34	Dundalk, ..	560	179	124	114	143	89	56	59	79	283	277	90	68	55	64
145	Dunfanaghy, ..	208	59	57	45	47	29	31	20	19	99	109	30	26	25	28
178	Dunganon, ..	546	174	133	106	133	85	65	53	69	272	274	89	68	53	64
117	Dungarvan, ..	222	73	60	37	52	36	35	17	23	111	111	37	25	20	29
76	Dunsmway, ..	152	46	43	36	27	28	26	23	15	92	60	18	17	13	12
37	Dunshaughlin, ..	128	26	50	24	28	13	22	16	15	66	62	13	28	8	13
14, 25, 38	Edenderry, ..	266	75	58	42	91	40	31	22	47	140	126	35	27	20	44
65	Ennis, ..	285	117	79	44	45	58	36	18	24	136	149	59	43	26	21
54	Enniscorthy, ..	528	137	139	118	134	61	71	64	62	258	270	76	68	54	72
140, 163	Enniskillen, ..	435	137	127	73	98	60	62	41	43	206	229	77	65	82	55
66	Ennistimon, ..	210	48	56	55	51	27	31	33	29	120	90	21	25	22	22
77	Fermoy, ..	307	78	84	60	85	44	41	38	35	158	149	34	43	22	50
184	Galway, ..	520	138	145	124	113	70	71	71	55	267	253	68	74	53	58
183	Glennamaddy, ..	188	47	50	48	43	21	28	28	23	100	88	26	22	20	20
146	Glenties, ..	445	125	130	96	94	47	55	40	40	182	263	78	75	56	54
55	Gorey, ..	253	62	57	64	70	34	22	32	33	121	132	28	35	32	37
186	Gort, ..	137	34	27	40	36	16	14	22	20	72	65	18	13	18	16
30, 51, 141	Granard, ..	323	100	79	62	82	46	41	26	43	156	167	54	38	36	39
147	Inishowen, ..	456	117	124	85	130	60	65	39	68	232	224	57	59	46	62
164, 179	Irvinestown, ..	247	67	65	47	68	31	32	22	37	122	125	36	33	25	31
78	Kanturk, ..	320	97	73	78	72	46	30	37	32	145	175	51	43	41	40
39	Kells, ..	174	48	37	50	39	34	15	29	22	100	74	14	22	21	17
91	Kenmare, ..	120	30	35	85	20	15	21	21	7	64	56	15	14	14	13
156	Kilkeel, ..	286	80	74	63	69	34	36	29	27	126	160	46	38	34	42
19	Kilkenny, ..	413	136	92	82	103	83	37	47	56	223	190	53	55	35	47
67	Killadysert, ..	121	44	21	23	33	26	13	12	17	68	53	18	8	11	16
202	Killala, ..	126	35	36	24	31	18	23	8	17	66	60	17	13	16	14
92	Killarney, ..	478	134	132	99	113	62	75	54	66	257	221	72	57	45	47
118	Kilmacthomas, ..	107	28	25	19	35	12	10	7	13	42	65	16	15	12	22
79, 96	Kilmallock, ..	426	112	123	94	97	66	59	59	49	233	193	46	64	35	48
68	Kilrush, ..	374	115	103	80	76	56	54	42	39	191	183	59	49	38	37
80	Kinsale, ..	224	67	61	56	40	37	30	28	21	116	108	30	31	28	19
127	Larne, ..	524	138	134	127	125	82	61	57	56	256	268	56	73	70	69
148	Letterkenny, ..	216	59	53	39	65	30	27	18	35	110	106	29	26	21	30
167	Limavady, ..	298	85	94	46	73	39	38	24	43	144	154	46	56	22	30
69, 97	Limerick, ..	1,281	298	306	279	398	152	151	127	190	620	661	146	155	152	208
128, 157	Lisburn, ..	799	233	202	174	190	115	104	97	98	414	385	118	98	77	92
119	Lisamore, ..	226	63	51	37	75	39	22	16	41	118	108	24	29	21	34
165	Lisnaskea, ..	250	77	70	52	51	35	33	31	23	122	128	42	37	21	28
93, 98	Listowel, ..	509	160	124	102	123	81	67	53	54	255	254	79	57	49	69
149, 168	Londonderry, ..	984	278	272	201	233	120	134	95	93	442	542	158	138	106	140
31	Longford, ..	333	102	80	71	80	53	44	36	38	171	162	49	36	35	42
187	Loughrea, ..	248	69	63	49	62	38	36	26	33	133	115	31	32	23	29
129, 133, 158	Lurgan, ..	947	298	235	195	219	141	103	86	102	432	515	157	132	109	117
81	Macroom, ..	261	86	63	52	60	42	33	31	29	135	126	44	30	21	31

Registration of Marriages, Births and Deaths, Ireland.

DEATHS registered in Ireland in the Four Quarters ending March 31st, June 30th, September 30th and December 31st, 1912, in each SUPERINTENDENT REGISTRAR'S DISTRICT OR POOR LAW UNION—con.

Number of Numbers of Union in preceding Abstracts.	SUPERINTENDENT REGISTRAR'S DISTRICTS OR POOR LAW UNIONS.	MALES AND FEMALES.				MALES.				FEMALES.						
		Total.	Registered in the Quarter ending the last day of				Total.	Registered in the Quarter ending the last day of				Total.	Registered in the Quarter ending the last day of			
			Mar.	June.	Sept.	Dec.		Mar.	June.	Sept.	Dec.		Mar.	June.	Sept.	Dec.
169	Magherafelt, ..	648	159	181	136	172	76	77	69	91	313	335	83	104	67	81
82	Mallow, ..	297	77	74	72	74	36	40	40	37	153	144	41	34	32	37
195	Manorhamilton, ..	238	88	50	34	66	44	19	17	31	111	127	44	31	17	35
83	Middleton, ..	268	72	77	60	59	37	39	30	32	138	130	35	38	30	27
150	Millford, ..	297	73	77	58	89	39	50	34	42	165	132	34	27	24	47
84	Millstreet, ..	144	50	33	20	41	23	18	9	20	70	74	27	15	11	21
85, 99	Mitchelstown, ..	222	65	54	57	46	34	21	35	25	115	107	31	33	22	21
196	Mohill, ..	277	77	86	46	68	43	48	24	33	148	129	34	38	22	35
174	Monaghan, ..	543	172	144	110	117	84	67	59	58	268	275	88	77	51	59
188	Mount Bellew, ..	181	64	42	33	42	37	24	18	19	98	83	27	18	15	23
26, 46	Mountmellick, ..	518	206	112	85	115	114	52	38	63	267	251	92	60	47	52
52	Mullingar, ..	439	135	88	119	97	64	37	66	55	222	217	71	51	53	42
15, 59	Naas, ..	510	146	119	114	131	74	69	56	54	253	257	72	50	58	77
40	Navan, ..	239	63	66	54	56	33	40	32	23	128	111	30	26	22	33
105	Nenagh, ..	324	107	71	60	86	69	32	27	39	167	157	38	39	33	47
100	Newcastle, ..	365	100	92	64	109	49	44	34	47	174	191	51	48	30	62
3, 20, 56	New Ross, ..	546	166	129	110	141	80	61	60	70	271	275	86	68	50	71
134, 159	Newry, ..	883	221	238	195	229	111	113	79	101	404	479	110	125	116	128
160	Newtownards, ..	714	225	189	134	166	93	87	58	81	319	395	132	102	76	85
41, 142	Oldcastle, ..	241	73	65	50	53	35	33	27	34	129	112	38	32	23	19
180	Omagh, ..	740	191	203	170	176	105	105	80	91	381	359	86	98	90	85
189	Oughterard, ..	205	69	52	49	35	30	29	26	20	105	100	39	23	23	15
190	Portumna, ..	151	67	32	27	25	35	19	15	13	82	69	32	13	12	12
8, 60	Rathdown, ..	876	265	257	162	192	126	123	84	95	428	448	139	134	78	97
61	Rathdrum, ..	421	109	108	99	105	53	54	55	57	219	202	56	54	44	48
101	Rathkeale, ..	241	76	47	45	73	44	24	18	33	119	122	32	23	27	40
210	Roscommon, ..	224	62	57	47	58	35	25	28	30	118	106	27	32	19	28
27, 47, 106	Roscrea, ..	268	75	76	50	67	36	36	28	30	130	138	39	40	22	37
70	Scarriff, ..	263	72	59	65	67	39	38	37	37	151	112	33	21	28	30
62	Shillelagh, ..	123	34	27	22	40	19	18	14	20	71	52	15	9	8	20
86	Skibbereen, ..	308	90	77	67	74	50	40	36	32	158	150	40	37	31	42
87	Skull, ..	122	39	28	27	28	21	11	13	14	59	63	18	17	14	14
214	Sligo, ..	576	157	140	137	142	84	83	70	73	310	266	73	57	67	69
151, 181	Strabane, ..	552	183	141	104	124	81	71	51	58	261	291	102	70	53	66
152	Stranorlar, ..	214	67	67	38	42	30	27	25	22	104	110	37	40	13	20
211	Strokestown, ..	245	59	71	58	57	30	38	28	28	124	121	29	33	30	29
203	Swineford, ..	523	123	173	141	86	74	98	65	41	278	245	49	75	76	45
21	Thomastown, ..	239	61	59	48	71	24	29	21	39	113	126	37	30	27	32
107	Thurles, ..	332	94	93	58	87	53	51	27	43	174	158	41	42	31	44
102, 113	Tipperary, ..	504	138	109	119	138	67	61	64	79	271	233	71	48	55	59
215	Tobercurry, ..	255	72	63	58	62	32	32	21	29	114	141	40	31	37	33
94	Tralee, ..	491	125	144	106	116	63	79	58	61	261	230	62	65	48	55
42	Trim, ..	233	64	59	56	54	38	34	30	29	131	102	26	25	26	25
191	Tuam, ..	379	112	99	81	87	62	52	38	44	196	183	50	47	43	43
28, 53	Tullamore, ..	345	108	84	75	78	54	50	34	35	173	172	54	34	41	43
22, 114	Uringford, ..	130	32	32	30	36	17	15	18	14	64	66	15	17	12	22
23, 120	Waterford, ..	860	224	225	195	216	100	118	111	104	433	427	124	107	84	112
204	Westport, ..	456	134	118	94	110	69	56	48	53	226	230	65	62	46	57
57	Wexford, ..	541	175	141	102	123	94	70	53	60	277	264	81	71	49	63
68, 121	Youghal, ..	249	76	57	57	59	42	26	26	29	123	126	34	31	31	30

IRELAND—DEATHS AT DIFFERENT AGES REGISTERED IN THE YEAR
1912—IN THE PROVINCES AND COUNTIES.

IRELAND.—DEATHS at different AGES registered in

No.	PROVINCES AND COUNTIES.	TOTAL BIRTHS.	TOTAL DEATHS.	AGES AT								
				Under 1 year.	1	2	3	4	Under 5 years.	5-	10-	
	IRELAND,	Persons,	101,035	72,187	8,727	2,418	1,235	729	564	13,673	1,556	1,089
		Males, ..	51,700	35,986	4,991	1,277	627	376	271	7,542	726	486
		Females,	49,335	36,201	3,736	1,141	608	353	293	6,131	831	603
I.	LEINSTER,	Persons,	26,991	20,946	2,846	902	443	261	204	4,656	530	348
		Males, ..	13,828	10,616	1,645	477	211	134	97	2,564	233	164
		Females,	13,163	10,330	1,201	425	232	127	107	2,092	287	184
II.	MUNSTER,	Persons,	23,196	15,857	1,844	416	239	132	111	2,742	317	234
		Males, ..	11,956	8,034	1,026	220	123	66	60	1,495	143	94
		Females,	11,240	7,823	818	196	116	66	51	1,247	174	140
III.	ULSTER,	Persons,	37,403	26,934	3,341	966	463	276	195	5,241	572	394
		Males, ..	19,092	13,039	1,926	508	244	148	86	2,906	259	175
		Females,	18,311	13,895	1,421	458	219	128	109	2,335	313	219
IV.	CONNAUGHT,	Persons,	13,445	8,450	696	134	90	60	54	1,034	137	113
		Males, ..	6,824	4,297	400	72	49	28	26	577	60	53
		Females,	6,621	4,153	296	62	41	32	26	457	77	60
I.—LEINSTER.												
1	CARLOW,	Persons,	771	615	51	22	10	3	2	88	12	7
		Males, ..	407	304	31	10	7	1	1	50	6	3
		Females,	364	311	20	12	3	2	1	38	6	4
2	DUBLIN,	Persons,	2,980	2,656	330	107	38	30	22	527	63	55
		Males, ..	1,500	1,287	196	72	16	13	10	307	35	26
		Females,	1,480	1,369	134	35	22	17	12	220	28	29
3	DUBLIN COUNTY BOROUGH,	Persons,	9,559	7,206	1,401	522	247	140	101	2,411	228	132
		Males, ..	4,872	3,635	810	258	109	73	52	1,302	113	65
		Females,	4,687	3,571	591	264	138	67	49	1,109	115	67
4	KILDARE,	Persons,	1,520	951	153	29	9	8	4	203	26	19
		Males, ..	788	494	83	14	3	5	1	106	11	7
		Females,	732	457	70	15	6	3	3	97	15	12
5	KILKENNY,	Persons,	1,591	1,323	132	34	17	17	8	208	29	16
		Males, ..	839	664	90	22	11	13	4	140	9	7
		Females,	752	659	42	12	6	4	4	68	20	9
6	KING'S,	Persons,	1,132	919	66	20	10	1	7	104	16	13
		Males, ..	585	491	35	10	6	-	3	54	9	8
		Females,	547	428	31	10	4	1	4	50	7	5
7	LONGFORD,	Persons,	879	705	61	7	8	3	3	82	9	13
		Males, ..	441	346	34	5	3	-	1	43	3	7
		Females,	438	359	27	2	5	3	2	39	6	6
8	LOUTH,	Persons,	1,481	1,005	111	36	16	13	10	186	34	17
		Males, ..	768	514	65	20	8	5	6	104	17	11
		Females,	713	491	46	16	8	8	4	82	17	6
9	MEATH,	Persons,	1,348	1,036	102	19	13	6	12	152	14	14
		Males, ..	714	565	52	12	8	2	3	77	9	6
		Females,	634	471	50	7	5	4	9	75	5	8
10	QUEEN'S,	Persons,	1,112	900	71	10	14	10	5	110	21	17
		Males, ..	560	452	43	5	9	6	1	64	9	8
		Females,	552	448	28	5	5	4	4	46	12	9
11	WESTMEATH,	Persons,	1,229	951	100	19	13	9	7	148	18	8
		Males, ..	641	490	55	7	9	3	5	79	10	3
		Females,	588	461	45	12	4	6	2	69	8	5

the Year 1912—in the PROVINCES and COUNTIES.

DEATH.											PROVINCES AND COUNTIES.		
15-	20-	25-	35-	45-	55-	65-	70-	75-	85-	95 and upwards.			
1,822	2,036	4,399	4,920	5,423	7,715	5,323	9,164	11,170	3,436	461	Persons,	IRELAND.	
858	1,049	2,083	2,471	2,786	3,749	2,692	4,177	5,494	1,669	205	Males, ..		
964	997	2,316	2,449	2,637	3,966	2,631	4,987	5,676	1,767	256	Females,		
480	579	1,319	1,536	1,699	2,386	1,493	2,368	2,709	758	85	Persons,	LEINSTER.	No. I.
230	284	656	835	918	1,175	714	1,099	1,331	347	36	Males, ..		
250	295	663	701	781	1,211	779	1,269	1,378	411	49	Females,		
380	449	1,023	1,133	1,109	1,677	1,158	1,948	2,708	849	130	Persons,	MUNSTER.	II.
186	246	522	607	610	801	612	911	1,332	420	55	Males, ..		
194	203	501	526	499	876	546	1,037	1,376	429	75	Females,		
725	762	1,569	1,768	2,087	2,933	2,043	3,033	3,822	1,228	157	Persons,	ULSTER.	III.
339	372	664	787	980	1,408	1,023	1,610	1,877	573	66	Males, ..		
386	390	905	981	1,107	1,525	1,020	2,023	1,945	655	91	Females,		
237	246	488	483	528	719	629	1,215	1,931	601	89	Persons,	CONNAUGHT.	IV.
103	147	241	242	278	365	343	557	954	329	48	Males, ..		
134	99	247	241	250	354	286	658	977	272	41	Females,		
												I.—LEINSTER.	
16	15	37	46	39	83	37	92	108	31	4	Persons,	CARLOW,	1
11	9	20	23	23	38	17	39	47	18	-	Males, ..		
5	6	17	23	16	45	20	53	61	13	4	Females,		
91	95	180	220	255	320	192	249	297	102	10	Persons,	DUBLIN,	2
35	49	87	125	137	141	88	105	120	30	2	Males, ..		
56	46	93	95	118	179	104	144	177	72	8	Females,		
129	189	501	628	741	839	393	503	418	88	6	Persons,	DUBLIN COUNTY BOROUGH,	3
67	93	258	362	410	420	177	194	145	26	3	Males, ..		
62	96	243	266	331	419	216	309	273	62	3	Females,		
20	30	68	63	76	77	83	121	129	29	7	Persons,	KILDARE,	4
11	15	36	33	44	41	43	68	66	9	4	Males, ..		
9	15	32	30	32	36	40	53	63	20	3	Females,		
27	29	78	64	84	148	124	215	234	61	6	Persons,	KILKENNY,	5
11	15	37	30	48	64	55	96	124	26	2	Males, ..		
16	14	41	34	36	84	69	119	110	35	4	Females,		
35	31	47	66	41	95	78	150	177	57	9	Persons,	KING'S,	6
22	14	25	34	21	50	39	84	92	35	4	Males, ..		
13	17	22	32	20	45	39	66	85	22	5	Females,		
13	14	42	33	46	76	72	106	136	58	5	Persons,	LONGFORD,	7
5	7	15	15	21	41	35	46	79	26	3	Males, ..		
8	7	27	18	25	35	37	60	57	32	2	Females,		
16	24	59	72	60	121	71	159	146	35	5	Persons,	LOUTH,	8
7	8	29	31	33	61	34	75	86	15	3	Males, ..		
9	16	30	41	27	60	37	84	60	20	2	Females,		
24	30	57	59	64	117	95	160	197	47	6	Persons,	MEATH,	9
13	18	34	33	34	61	51	86	108	32	3	Males, ..		
11	12	23	26	30	56	44	74	89	15	3	Females,		
12	18	44	63	58	110	75	131	170	64	7	Persons,	QUEEN'S,	10
5	12	17	37	28	49	30	60	96	32	5	Males, ..		
7	6	27	26	30	61	45	71	74	32	2	Females,		
25	29	52	69	61	91	84	115	183	60	8	Persons,	WESTMEATH,	11
10	14	20	34	35	53	45	62	91	33	1	Males, ..		
15	15	32	35	26	38	39	53	92	27	7	Females,		

IRELAND.—DEATHS at different AGES registered in

No.	PROVINCES AND COUNTIES.	TOTAL BIRTHS.	TOTAL DEATHS.	AGES AT								
				Under 1 year.	1	2	3	4	Under 5 years.	5-	10-	
I.—LEINSTER—continued.												
12	WEXFORD, ..	Persons,	2,215	1,768	177	48	29	10	12	276	37	25
		Males, ..	1,076	876	98	25	15	7	6	151	21	7
		Females,	1,139	892	79	23	14	3	6	125	16	18
13	WICKLOW, ..	Persons,	1,174	911	91	29	19	11	11	161	23	12
		Males, ..	637	498	53	17	7	6	4	87	11	6
		Females,	537	413	38	12	12	5	7	74	12	6
II.—MUNSTER.												
14	CLARE, ..	Persons,	2,075	1,442	125	27	11	9	10	182	15	19
		Males, ..	1,080	761	73	15	5	5	5	103	7	3
		Females,	995	681	52	12	6	4	5	79	8	16
15	CORK CO. AND CO. BOROUGH.	Persons,	8,789	5,009	654	128	79	42	28	931	126	95
		Males, ..	4,496	3,002	361	62	44	25	13	505	60	45
		Females,	4,293	3,007	293	66	35	17	15	426	66	50
16	KERRY, ..	Persons,	3,751	1,948	233	42	26	11	12	324	31	38
		Males, ..	1,983	1,021	125	24	12	5	6	172	13	13
		Females,	1,768	927	108	18	14	6	6	152	18	25
17	LIMERICK CO. AND CO. BOROUGH,	Persons,	3,458	2,556	380	127	75	33	37	652	59	35
		Males, ..	1,791	1,279	217	71	41	12	19	360	22	14
		Females,	1,667	1,277	163	56	34	21	18	292	37	21
18	TIPPERARY, N.R.,	Persons,	1,274	930	69	25	13	9	6	122	27	9
		Males, ..	656	477	40	10	9	4	5	68	13	3
		Females,	618	453	29	15	4	5	1	54	14	6
19	TIPPERARY, S.R.,	Persons,	2,006	1,527	198	42	18	17	8	283	38	20
		Males, ..	997	778	113	25	5	10	5	158	22	7
		Females,	1,009	749	85	17	13	7	3	125	16	13
20	WATERFORD CO. AND CO. BOROUGH,	Persons,	1,843	1,445	185	25	17	11	10	248	21	18
		Males, ..	953	716	97	13	7	5	7	129	6	9
		Females,	890	729	88	12	10	6	3	119	15	9
III.—ULSTER.												
21	ANTRIM, ..	Persons,	4,831	3,168	353	79	37	26	25	520	61	53
		Males, ..	2,279	1,539	217	44	21	19	11	312	30	22
		Females,	2,112	1,629	136	35	16	7	14	208	31	31
22	ARMAGH, ..	Persons,	2,706	2,251	254	73	30	26	10	393	48	29
		Males, ..	1,351	1,065	137	35	17	19	5	213	27	12
		Females,	1,355	1,186	117	38	13	7	5	180	21	17
23	BELFAST CO. BOROUGH,	Persons,	11,036	7,121	1,422	535	238	125	80	2,400	186	136
		Males, ..	5,597	3,482	808	290	128	59	29	1,314	81	62
		Females,	5,439	3,639	614	245	110	66	51	1,086	105	74
24	CAVAN, ..	Persons,	1,867	1,292	95	21	8	8	7	139	19	10
		Males, ..	939	626	47	11	4	1	3	66	9	5
		Females,	928	666	48	10	4	7	4	73	10	5
25	DONEGAL, ..	Persons,	3,774	2,654	242	42	42	19	18	363	66	34
		Males, ..	1,904	1,290	144	20	20	8	8	200	30	15
		Females,	1,870	1,364	98	22	22	11	10	163	36	19
26	DOWN, ..	Persons,	4,542	3,318	333	87	41	28	21	510	78	50
		Males, ..	2,317	1,555	190	43	28	16	8	285	35	22
		Females,	2,225	1,763	143	44	13	12	13	225	43	28

the Year 1912—in the PROVINCES and COUNTIES—continued.

DEATH.											PROVINCES AND COUNTIES.		
15-	20-	25-	35-	45-	55-	65-	70-	75-	85-	95 and upwards.		No.	
											I.—LEINSTER—continued.		
51	54	105	101	109	109	122	263	339	81	6	Persons,	WEXFORD,	12
21	19	47	50	52	99	65	127	176	37	4	Males, ..		
30	35	58	51	57	100	57	136	163	44	2	Females,	WICKLOW,	13
21	21	49	52	65	110	67	104	175	45	6	Persons,		
12	11	31	28	32	57	35	57	101	28	2	Males, ..	WICKLOW,	13
9	10	18	24	33	53	32	47	74	17	4	Females,		
											II.—MUNSTER.		
38	47	107	82	96	118	84	167	324	141	22	Persons,	CLARE,	14
21	26	55	46	55	59	53	85	161	77	10	Males, ..		
17	21	52	36	41	59	31	82	163	64	12	Females,	CORK CO. AND CO. BOROUGH.	15
154	192	419	487	480	641	505	722	947	277	33	Persons,		
82	102	205	253	250	305	258	323	457	142	15	Males, ..	CORK CO. AND CO. BOROUGH.	15
72	90	214	234	230	336	247	399	490	135	18	Females,		
62	69	135	139	116	164	140	196	387	129	28	Persons,	KERRY,	16
32	39	74	79	57	91	82	98	196	64	11	Males, ..		
30	20	61	60	59	73	58	98	191	65	17	Females,	LIMERICK CO. AND CO. BOROUGH.	17
49	50	139	164	161	263	159	289	392	126	18	Persons,		
16	24	76	89	100	112	81	140	181	54	10	Males, ..	LIMERICK CO. AND CO. BOROUGH.	17
33	26	63	75	61	151	78	149	211	72	8	Females,		
14	22	54	52	52	121	60	137	187	59	14	Persons,	TIPPERARY N.R.,	18
6	13	30	25	34	60	29	63	98	31	4	Males, ..		
8	9	24	27	18	61	31	74	89	28	10	Females,	TIPPERARY, S.R.,	19
25	38	76	104	101	197	104	243	230	57	11	Persons,		
10	19	40	56	56	92	54	114	119	27	4	Males, ..	TIPPERARY, S.R.,	19
15	19	36	48	45	105	50	129	111	30	7	Females,		
38	41	93	105	103	173	106	194	241	60	4	Persons,	WATERFORD CO. AND CO. BOROUGH.	20
19	23	42	59	58	82	55	88	120	25	1	Males, ..		
19	18	51	46	45	91	51	106	121	35	3	Females,	WATERFORD CO. AND CO. BOROUGH.	20
											III.—ULSTER.		
121	91	202	235	222	305	249	404	532	158	15	Persons,	ANTRIM,	21
58	40	93	90	102	153	127	178	264	66	4	Males, ..		
63	51	109	145	120	152	122	226	268	92	11	Females,	ARMAGH,	22
57	40	123	136	172	270	172	361	324	114	12	Persons,		
24	23	48	50	71	111	97	156	160	65	8	Males, ..	ARMAGH,	22
33	17	75	86	101	159	75	205	164	49	4	Females,		
217	224	441	587	714	830	366	571	375	70	4	Persons,	BELFAST CO. BOROUGH.	23
99	118	189	283	347	386	182	230	163	27	1	Males, ..		
118	106	252	304	367	444	184	341	212	43	3	Females,	BELFAST CO. BOROUGH.	23
21	27	57	62	69	124	107	209	310	124	14	Persons,		
7	15	36	32	37	58	51	89	161	51	9	Males, ..	CAVAN,	24
14	12	21	30	32	66	56	120	149	73	5	Females,		
60	75	156	128	156	216	221	391	569	194	35	Persons,	DONEGAL,	25
24	32	56	64	76	108	107	186	293	97	12	Males, ..		
26	43	100	64	80	108	114	205	286	97	23	Females,	DONEGAL,	25
97	110	193	210	250	378	250	480	527	165	20	Persons,		
40	48	77	92	112	183	121	213	245	77	5	Males, ..	DOWN,	26
57	62	116	118	138	195	129	257	282	68	15	Females		

IRELAND.—DEATHS at different AGES registered in

No.	PROVINCES AND COUNTIES.	TOTAL BIRTHS.	TOTAL DEATHS.	AGES AT								
				Under 1 year	1	2	3	4	Under 5 years.	5-	10-	
III.—ULSTER—continued.												
27	FERMANAGH, ...	Persons,	1,288	984	68	6	7	1	5	87	20	12
		Males, ..	656	489	41	1	2	1	4	49	10	4
		Females,	632	495	27	5	5	—	1	38	10	8
28	LONDONDERRY CO. AND CO. BOROUGH.	Persons,	3,181	2,342	235	52	18	17	10	332	43	33
		Males, ..	1,664	1,106	135	24	7	12	7	185	15	12
		Females,	1,517	1,236	100.	28	11	5	3	147	28	21.
29	MONAGHAN, ...	Persons,	1,461	1,290	90	34	13	12	7	158	20	16
		Males, ..	759	641	54	21	6	5	5	91	7	9
		Females,	702	649	36	13	9	7	2	67	13	7
30	TYRONE	Persons,	3,157	2,514	249	37	27	14	12	339	31	21
		Males, ..	1,626	1,246	147.	19	11	8	6	191	15	12
		Females,	1,531	1,268	102.	18	16	6	6	148	16	9
IV.—CONNAUGHT.												
31	GALWAY, ...	Persons,	4,114	2,503	210	40	22	24	24	320	35	35
		Males, ..	2,078	1,304	113	20	9	10	11	163	14	15
		Females,	2,036	1,199	97	20	13	14	13	157	21	20
32	LEITRIM,	Persons,	1,238	870	58	7	3	7	6	81	19	9
		Males, ..	633	418	32	5	—	1	5	43	6	6
		Females,	605	452	26	2	3	6	1	38	13	3
33	MAYO,	Persons,	4,615	2,603	266	57	41	20	13	397	47	39
		Males, ..	2,326	1,332	167	34	24	11	5	241	22	17
		Females,	2,289	1,271	99	23	17	9	8	156	25	22
34	ROSCOMMON, ...	Persons,	1,792	1,309	67	14	12	7	5	105	22	14
		Males, ..	905	662	38	7	9	4	3	61	12	5
		Females,	887	647	29	7	3	3	2	44	10	9
35	SLIGO, ...	Persons,	1,686	1,165	95	16	12	2	6	131	14	16
		Males, ..	882	581	50	6	7	2	4	69	6	10
		Females,	804	584	45	10	5	—	2	62	8	6

the Year 1912—in the PROVINCES and COUNTIES—continued.

DEATHS											PROVINCES AND COUNTIES.		
15-	20-	25-	35-	45-	55-	65-	70-	75-	85-	95 and upwards.			
											III.—ULSTER—continued.		
17	32	53	38	65	114	108	147	206	71	14	Persons,	FERMANAGH,	No. 27
12	14	23	13	33	58	48	62	124	34	5	Males, ..		
5	18	30	25	32	56	60	85	82	37	9	Females		
74	65	144	133	171	261	212	399	338	116	21	Persons,	LONDON-DERBY CO. AND CO. BOROUGH,	28
35	33	54	59	79	127	111	182	155	49	10	Males, ..		
39	32	90	74	92	134	101	217	183	67	11	Females,		
28	30	71	77	61	149	139	212	223	78	8	Persons,	MONAGHAN,	29
17	19	31	32	44	79	61	97	109	40	5	Males, ..		
11	17	40	45	37	70	72	115	114	38	3	Females,		
43	63	129	162	187	286	225	459	418	138	14	Persons,	TYRONE,	30
23	30	57	72	79	145	118	217	213	67	7	Males, ..		
20	32	72	90	108	141	107	242	205	71	7	Females,		
											IV.—CONNAUGHT.		
64	73	153	143	174	213	176	351	554	179	33	Persons,	GALWAY, ..	31
29	45	82	78	100	123	95	162	280	102	16	Males, ..		
35	28	71	65	74	90	81	189	274	77	17	Females,		
26	21	41	49	50	72	72	147	205	68	10	Persons,	LEITRIM, ..	32
10	12	26	21	27	27	43	63	95	32	7	Males, ..		
16	9	15	28	23	45	29	84	110	36	3	Females,		
70	76	164	131	148	207	173	363	594	175	19	Persons,	MAYO, ..	33
33	45	73	56	72	101	94	176	290	100	12	Males, ..		
37	31	91	75	76	106	79	187	304	75	7	Females,		
46	32	69	83	71	134	106	200	309	103	15	Persons,	ROSCOMMON,	34
20	16	31	41	41	72	57	91	152	56	7	Males, ..		
26	16	38	42	30	62	49	109	157	47	8	Females,		
31	44	61	77	85	93	102	154	269	76	12	Persons,	SLIGO,	35
11	29	29	46	38	42	54	65	137	39	6	Males, ..		
20	15	32	31	47	51	48	89	132	37	6	Females,		

IRELAND.—DEATHS at different AGES registered in the year 1912—in the SUPERINTENDENT REGISTRARS' DISTRICTS in each COUNTY—MALES.

I.—PROVINCE OF LEINSTER.

COUNTIES AND SUPERINTENDENT REGISTRARS' DISTRICTS.	MALES.																				
	TOTAL BIRTHS.	TOTAL DEATHS.	AGES AT DEATH.																		
			Under 1 year.	1	2	3	4	Under 6 years.	5-	10-	15-	20-	25-	35-	45-	55-	65-	70-	75-	85-	95 and upwards.
1. Carlow Co.																					
No. 1 BALTINGLASS, part of.	37	36	1	2	-	1	-	4	2	-	1	-	1	5	1	4	3	7	5	3	-
2 CARLOW, part of.	330	237	25	4	4	-	1	34	4	3	9	9	17	18	22	31	13	30	35	12	-
3 NEW ROSS, part of.	40	31	5	4	3	-	-	12	-	-	1	-	2	-	-	3	1	2	7	3	-
2. Dublin Co.																					
4 BALROTHERY,	183	170	21	4	1	2	-	28	4	1	2	4	16	15	18	15	14	21	26	6	-
5 CELBRIDGE, part of.	59	37	8	3	-	-	-	11	1	-	1	1	2	4	-	4	7	2	2	2	-
6 DUBLIN, NORTH, part of.	134	92	14	4	2	-	1	21	5	7	4	6	5	10	9	7	6	5	5	2	-
7 DUBLIN, SOUTH, part of.	707	641	100	30	7	4	2	143	17	13	18	29	47	78	78	76	38	42	49	13	2
8 RATHDOWN, part of.	417	347	53	31	6	7	7	104	8	5	10	9	17	20	32	39	23	35	38	7	-
3. Dublin Co. Borough.																					
9 DUBLIN, NORTH, part of.	2,667	1,729	413	108	42	31	24	618	51	35	28	42	129	165	196	199	77	103	70	14	2
10 DUBLIN, SOUTH, part of.	2,205	1,908	397	150	67	42	28	684	62	30	39	51	129	197	214	221	100	91	75	12	1
4. Kildare Co.																					
11 ATHY, part of, ..	223	141	21	5	-	1	-	27	3	-	2	4	11	10	10	8	17	23	23	3	-
12 BALTINGLASS, part of.	20	14	4	-	1	-	-	5	-	-	1	-	-	-	3	1	-	2	2	-	-
13 CELBRIDGE, part of.	98	72	9	-	1	2	1	13	3	4	2	-	4	5	12	9	2	12	6	-	-
14 EDENDERRY, part of.	58	41	8	1	-	-	-	9	1	-	1	2	1	2	3	5	3	5	7	2	-
15 NAAS, part of, ..	389	226	41	8	1	2	-	52	4	3	5	9	20	16	16	18	21	26	28	4	4
5. Kilkenny Co.																					
16 CALLAN, part of,	98	68	8	2	-	1	-	11	-	1	-	3	4	5	4	8	7	4	19	2	-
17 CARRICK-ON-SUIR, part of.	42	25	9	1	1	1	-	12	-	-	-	1	-	-	1	2	-	1	6	2	-
18 CASTLECOMER,	124	94	14	3	3	4	2	26	1	-	1	1	3	7	7	11	4	10	18	5	-
19 KILKENNY,	237	223	24	10	3	4	1	42	3	3	8	5	11	13	23	22	22	41	21	8	1
20 NEW ROSS, part of,	27	20	2	-	-	-	-	2	-	-	-	-	-	1	1	1	-	7	8	-	-
21 THOMASTOWN, ..	134	113	12	4	4	3	1	24	4	2	-	5	6	2	6	9	9	17	26	2	1
22 URLINGFORD, part of.	73	47	5	2	-	-	-	7	-	-	1	-	5	-	1	6	3	8	11	5	-
23 WATERFORD, part of.	104	74	16	-	-	-	-	16	1	1	1	-	8	2	5	5	10	8	15	2	-
6. King's Co.																					
24 BIRR, part of, ..	213	172	10	1	2	-	-	13	3	2	10	8	8	15	6	17	17	31	30	11	1
25 EDENDERRY, part of.	79	87	9	4	4	-	2	19	1	-	3	-	1	6	6	10	6	14	14	7	-
26 MOUNTMELICK, part of.	30	26	1	-	-	-	-	1	1	1	-	-	1	3	-	3	3	3	6	4	-
27 ROSCREA, part of,	51	41	2	-	-	-	-	2	-	1	2	2	3	2	1	3	3	6	11	3	2
28 TULLAMORE, part of.	212	165	13	5	-	-	1	19	4	4	7	4	12	8	8	17	10	30	31	10	1
7. Longford Co.																					
29 BALLYMAHON, part of.	87	71	4	-	-	-	-	4	-	2	1	2	4	3	2	8	9	7	23	5	1
30 GRANARD, part of,	135	104	11	-	2	-	1	14	2	3	-	2	4	5	5	13	10	19	19	7	1
31 LONGFORD, ..	219	171	19	5	1	-	-	25	1	2	4	3	7	7	14	20	16	20	37	14	1
8. Louth Co.																					
32 ARDEE, part of, ..	108	89	3	3	2	-	-	8	1	2	1	1	6	3	10	11	7	9	24	5	1
33 DROGHEDA, part of.	214	142	20	3	-	1	3	27	2	2	-	1	8	8	7	21	7	26	32	1	-
34 DUNDALK, ..	446	283	42	14	6	4	3	69	14	7	6	6	15	20	16	29	20	40	30	9	2
9. Meath Co.																					
35 ARDEE, part of,	32	26	6	1	1	1	-	9	-	1	-	-	1	-	1	-	3	3	7	1	-
36 DROGHEDA, part of.	54	36	5	-	-	-	-	5	-	2	1	2	-	2	3	4	3	5	6	3	-
37 DUNSHAUGHLIN,	87	66	4	1	2	-	1	8	3	1	2	2	4	7	4	6	7	10	8	3	1
38 EDENDERRY, part of.	23	12	2	-	-	-	-	2	-	-	-	-	-	-	-	1	-	2	3	3	1
39 KELLS, ..	142	100	5	1	1	1	1	9	2	1	-	3	6	3	7	10	10	17	27	4	1
40 NAVAN, ..	169	128	15	5	1	-	1	22	2	-	6	3	10	10	6	13	14	18	17	7	-
41 OLDCASTLE, part of.	55	66	6	2	1	-	-	9	1	-	-	2	3	4	3	13	4	7	17	3	-
42 TRIM, ..	152	131	9	2	2	-	-	13	1	1	4	6	10	7	10	14	10	24	23	8	-

Deaths at Different Ages, 1912.

IRELAND.—DEATHS at different AGES registered in the year 1912—in the SUPERINTENDENT REGISTRARS' DISTRICTS in each COUNTY—FEMALES.

I.—PROVINCE OF LEINSTER.

COUNTIES AND SUPERINTENDENT REGISTRARS' DISTRICTS.	FEMALES																				
	TOTAL BIRTHS.	TOTAL DEATHS.	AGES AT DEATH,																		
			Under 1 year.	1	2	3	4	Under 5 years.	5-	10-	15-	20-	25-	35-	45-	55-	65-	70-	75-	85-	85 and upwards.
1. Carlow Co.																					
No. 1 BALTINGLASS, part of.	45	37	3	1	1	-	-	5	2	1	1	-	3	4	2	2	-	7	7	2	1
2 CARLOW, part of.	280	246	15	9	2	2	1	29	4	3	4	6	12	18	12	39	19	43	46	8	3
3 NEW ROSS, part of.	30	28	2	2	-	-	-	4	-	-	-	-	2	1	2	4	1	3	8	3	-
2. Dublin Co.																					
4 BALROTHERY,	184	167	14	2	2	-	3	21	2	1	6	5	6	6	19	30	18	18	24	11	-
5 CELBRIDGE, part of.	49	26	5	-	-	1	-	6	-	-	-	1	1	2	1	3	4	3	4	-	1
6 DUBLIN, NORTH, part of.	138	84	16	4	2	-	-	22	-	4	7	1	5	4	8	8	-	10	14	1	-
7 DUBLIN, SOUTH, part of.	715	723	55	18	13	6	7	99	19	15	38	32	61	62	64	90	58	63	74	42	6
8 RATHDOWN, part of.	394	369	44	11	5	10	2	72	7	9	5	7	20	21	26	48	24	50	61	18	1
3. Dublin Co. Borough.																					
9 DUBLIN, NORTH, part of.	2,656	1,776	300	131	56	30	18	535	50	28	31	47	128	133	171	213	114	154	139	33	-
10 DUBLIN, SOUTH, part of.	2,031	1,795	291	133	82	37	31	574	65	39	31	49	115	133	160	206	102	155	134	29	3
4. Kildare Co.																					
11 ATHY, part of, ..	183	94	11	4	1	-	1	17	4	1	3	3	8	6	6	9	6	11	16	4	-
12 BALTINGLASS, part of.	17	9	1	-	-	-	-	1	-	-	-	-	-	1	2	-	1	1	2	1	-
13 CELBRIDGE, part of.	81	71	9	3	-	1	-	13	2	2	-	3	3	4	4	9	7	12	8	2	2
14 EDENDERRY, part of.	58	46	6	1	-	-	-	7	1	1	2	-	4	2	3	3	4	8	7	3	1
15 NAAS, part of, ..	393	237	43	7	5	2	2	59	8	8	4	9	17	17	17	15	22	21	30	10	-
5. Kilkenny Co.																					
16 CALLAN, part of,	94	82	8	-	1	-	1	10	3	-	1	3	3	4	4	11	9	14	13	6	1
17 CARRICK-ON-SUIR, part of.	34	26	3	-	-	-	-	3	1	1	-	-	2	1	1	2	3	8	4	-	-
18 CASTLECOMER,	119	94	8	1	-	-	-	9	4	2	1	-	5	4	9	13	10	13	15	7	2
19 KILKENNY, ..	220	190	9	1	2	3	-	15	6	3	9	3	17	13	11	23	21	35	29	6	-
20 NEW ROSS, part of,	29	21	1	1	-	-	-	2	-	-	-	-	2	1	-	1	3	4	3	5	-
21 THOMASTOWN,	117	126	6	7	1	1	1	16	5	-	1	5	5	3	7	14	15	21	29	5	-
22 URLINGFORD, part of.	54	50	2	-	1	-	1	4	1	1	2	1	4	1	-	10	2	12	7	4	1
23 WATERFORD, part of.	85	70	5	2	1	-	1	9	-	2	2	2	3	7	4	10	6	12	11	2	-
6. King's Co.																					
24 BIRK, part of, ..	204	153	17	3	-	1	1	22	3	3	4	3	9	10	7	17	14	23	28	7	3
25 EDENDERRY, part of.	67	58	5	3	1	-	1	10	3	-	2	1	1	7	-	6	8	4	13	2	1
26 MOUNTMELICK, part of.	30	26	2	2	-	-	-	4	-	2	1	2	-	3	-	1	2	3	4	4	-
27 ROSCREA, part of,	54	34	2	-	1	-	-	3	-	-	-	-	3	4	-	4	3	4	9	4	-
28 TULLAMORE, part of.	192	157	5	2	2	-	2	11	1	-	6	11	9	8	13	17	12	32	31	5	1
7. Longford Co.																					
29 BALLYMAHON, part of.	80	72	6	1	-	1	-	8	1	2	-	2	8	5	4	5	7	8	16	6	-
30 GRANARD, part of,	136	125	9	-	3	-	-	12	1	4	2	3	8	5	8	11	15	26	18	12	-
31 LONGFORD, ..	222	162	12	1	2	2	2	19	4	-	6	2	11	8	13	19	15	26	23	14	2
8. Louth Co.																					
32 ARDEE, part of, ..	114	69	6	2	-	-	-	8	2	-	2	2	2	5	2	5	8	14	13	6	-
33 DROGHEDA, part of.	202	145	14	3	1	1	1	20	3	4	3	4	10	9	13	22	11	30	12	4	-
34 DUNDALK, ..	397	277	26	11	7	7	3	54	12	2	4	10	18	27	12	33	18	40	35	10	2
9. Meath Co.																					
35 ARDEE, part of, ..	27	13	3	-	-	-	-	3	-	-	1	1	1	-	-	-	3	2	1	1	-
36 DROGHEDA, part of.	60	36	4	1	-	-	-	5	-	-	2	1	2	4	4	4	-	5	6	2	1
37 DUNSHAUGHLIN,	68	62	5	2	1	-	1	9	3	3	-	4	2	3	4	8	4	7	10	3	2
38 EDENDERRY, part of.	24	22	3	-	-	-	-	3	-	-	-	1	1	-	2	2	2	8	3	-	-
39 KELLS, ..	134	74	4	1	-	2	1	8	-	-	1	-	5	5	4	7	8	10	22	4	-
40 NAVAN, ..	141	111	14	1	2	1	4	22	1	2	4	4	3	8	7	14	11	17	17	1	-
41 OLDCASTLE, part of.	41	51	5	-	1	-	1	7	-	2	1	1	2	2	2	7	7	7	11	2	-
42 TRIM, ..	139	102	12	2	1	1	2	18	1	1	2	-	7	4	7	14	9	18	19	2	-

IRELAND.—DEATHS at different AGES registered in the year 1912—in the SUPERINTENDENT REGISTRARS' DISTRICTS in each COUNTY.—MALES—continued.

I.—PROVINCE OF LEINSTER.—continued.

COUNTIES AND SUPERINTENDENT REGISTRARS' DISTRICTS.	MALES.																				
	TOTAL BIRTHS.	TOTAL DEATHS.	AGES AT DEATH.																		
			Under 1 year	1	2	3	4	Under 6 years.	5-	10-	15-	20-	25-	35-	45-	55-	65-	70-	75-	85-	85 and upwards.
10. Queen's Co.																					
No. 43 ABBEYLEIX, ..	157	127	15	2	1	2	-	20	1	2	3	3	4	11	6	12	10	14	31	9	1
44 ATHY, part of, ..	60	41	4	1	2	1	-	8	2	-	-	-	1	3	1	3	1	7	11	3	1
45 CARLOW, part of,	39	24	2	-	-	1	-	3	-	1	-	1	1	2	3	-	3	5	4	1	-
46 MOUNTMELLICK, part of,	270	241	22	-	6	2	1	31	5	5	2	7	11	20	18	34	15	31	46	14	2
47 ROSCREA, part of,	34	19	-	2	-	-	-	2	1	-	-	1	-	1	-	-	1	3	4	5	1
11. Westmeath Co.																					
48 ATHLONE, part of,	175	145	15	3	5	2	1	26	4	-	5	7	8	14	11	11	11	16	19	13	-
49 BALLYMAHON, part of,	26	29	2	1	-	-	-	3	-	-	1	-	2	3	-	4	2	3	9	1	1
50 DELVIN, ..	82	55	6	-	-	1	1	8	1	1	-	1	2	4	6	6	6	10	5	5	-
51 GRANARD, part of,	35	31	2	-	1	-	-	3	-	-	-	1	-	3	2	4	3	2	10	3	-
52 MULLINGAR, ..	308	222	28	2	3	-	3	36	5	2	2	5	8	9	16	28	23	30	47	11	-
53 TULLAMORE, part of,	15	8	2	1	-	-	-	3	-	-	2	-	-	1	-	-	-	1	1	-	-
12. Wexford Co.																					
54 ENNISCORTHY,	331	258	25	5	6	1	1	38	7	1	6	6	13	17	23	35	18	40	45	7	2
55 GOREY, ..	151	121	8	5	2	-	2	17	1	1	1	3	8	8	3	11	11	16	32	9	-
56 NEW ROSS, part of,	244	220	32	6	5	2	3	48	6	3	6	2	9	13	12	24	23	23	43	7	1
57 WEXFORD, ..	350	277	33	9	2	4	-	48	7	2	8	8	17	12	14	29	13	48	56	14	1
13. Wicklow Co.																					
58 BALTINGLASS, part of,	78	100	7	-	-	-	1	8	-	1	1	2	5	6	5	11	9	13	31	7	1
59 NAAS, part of, ..	30	27	2	1	1	-	-	4	-	-	-	1	2	-	1	3	3	2	9	2	-
60 RATHDOWN, part of,	130	81	17	5	1	2	-	25	3	1	2	3	4	4	10	6	6	8	6	3	-
61 RATHDRUM, ..	303	219	19	10	4	4	3	40	8	4	9	4	15	13	12	27	13	25	38	10	1
62 SHILLELAGH,	96	71	8	1	1	-	-	10	-	-	-	1	5	5	4	10	4	9	17	6	-

II.—PROVINCE OF MUNSTER.

14. Clare Co.																					
63 BALLYVAGHAN,	40	20	2	1	-	1	-	4	-	-	1	3	-	2	1	-	1	3	3	2	-
64 CORROFIN, ..	48	34	6	1	-	-	-	7	-	-	-	-	2	5	1	-	3	5	6	5	-
65 ENNIS, ..	223	136	14	5	2	1	-	22	2	-	3	4	12	15	9	12	12	16	21	7	1
66 ENNISTIMON, ..	151	120	6	1	2	-	1	10	1	-	4	5	8	5	9	11	8	13	31	14	1
67 KILLADYSERT,	91	68	8	1	1	-	1	11	1	-	1	2	7	1	8	3	2	8	17	5	2
68 KILRUSH, ..	253	191	17	3	-	2	1	23	3	2	9	6	8	7	15	18	14	20	41	25	-
69 LIMERICK, part of,	69	41	6	2	-	1	-	9	-	-	-	1	4	5	3	-	3	6	5	4	1
70 SCARRIFF, ..	205	151	14	1	-	-	2	17	-	1	3	5	14	6	9	15	10	14	37	15	5
15. Cork Co. and Co. Borough.																					
71 BANDON, ..	170	110	12	1	1	-	-	14	5	-	-	4	14	5	9	10	11	14	21	3	-
72 BANTRY, ..	139	84	8	1	-	-	-	9	2	1	2	6	3	6	7	7	9	12	10	8	2
73 CASTLETOWN, ..	148	57	7	1	-	1	-	9	2	2	1	5	4	2	3	2	4	8	8	6	1
74 CLONAKILTY, ..	204	125	12	2	1	1	1	17	2	2	4	6	3	8	4	9	10	20	30	9	1
75 CORK, ..	1,593	1,197	182	37	21	15	3	258	24	24	38	36	101	116	127	159	101	108	98	11	1
76 DUNMANWAY, ..	150	92	5	2	1	-	-	8	2	2	1	2	2	8	8	3	12	14	26	3	1
77 FERMOY, ..	262	168	22	1	2	1	-	26	3	2	3	4	10	13	17	13	9	19	33	5	1
78 KANTURK, ..	260	145	20	3	2	1	-	26	5	3	6	6	7	6	3	7	12	13	39	12	-
79 KILMALLOCK, part of,	54	30	8	1	1	-	-	10	-	-	1	1	-	4	3	2	2	3	8	2	-
80 KINSALE, ..	146	116	9	-	2	-	-	11	-	-	4	6	5	12	12	12	13	12	17	12	-
81 MACROOM, ..	249	135	11	-	3	1	2	17	1	1	5	1	14	8	4	14	10	18	30	10	2
82 MALLOW, ..	248	153	17	5	2	1	1	26	1	1	4	4	14	16	6	13	16	15	27	10	-
83 MIDDLETON, ..	200	138	7	4	1	4	3	19	5	2	3	3	7	10	13	16	8	15	31	5	1
84 MILLSTREET, ..	148	70	5	1	3	-	-	9	-	1	1	2	1	5	3	6	7	8	14	12	1
85 MITCHELSTOWN, part of,	114	79	9	1	-	-	2	12	2	-	1	-	2	5	8	6	12	7	13	10	1
86 SKIBBEREN, ..	241	158	17	-	2	-	-	19	4	4	5	7	8	14	9	17	8	19	29	14	1
87 SKULL, ..	82	59	4	-	2	-	-	6	1	-	1	5	4	4	2	2	5	8	15	5	1
88 YOUGHAL, part of,	88	90	6	2	-	-	1	9	1	-	2	4	6	11	12	7	9	10	13	5	1

IRELAND.—DEATHS at different AGES registered in the year 1912—in the SUPERINTENDENT REGISTRARS' DISTRICTS in each COUNTY.—FEMALES—continued.

I.—PROVINCE OF LEINSTER.—continued.

COUNTIES AND SUPERINTENDENT REGISTRARS' DISTRICTS.	FEMALES.																				
	TOTAL BIRTHS.	TOTAL DEATHS.	AGES AT DEATH.																		
			Under 1 year.	1	2	3	4	Under 5 years.	5-	10-	15-	20-	25-	35-	45-	55-	65-	70-	75-	85-	95 and upwards.
10. Queen's Co.																					
No. 43 ABBEYLEIX, ..	178	124	10	2	-	1	-	13	2	3	3	2	10	5	5	17	15	19	21	8	1
44 ATHY, part of, ..	71	30	2	-	-	1	-	3	-	-	1	-	1	1	3	3	3	4	7	4	-
45 CARLOW, part of, ..	46	33	3	-	1	-	1	5	2	-	-	1	1	3	3	4	4	3	5	1	1
46 MOUNTMELLICK, part of, ..	234	225	13	2	4	2	3	24	6	6	2	3	13	13	18	34	20	39	33	14	-
47 ROSCREA, part of, ..	23	36	-	1	-	-	-	1	2	-	1	-	2	4	1	3	3	6	8	5	-
11. Westmeath Co.																					
48 ATHLONE, part of, ..	194	128	19	7	2	4	-	32	2	2	8	5	7	4	6	6	10	14	20	9	3
49 BALLYMAHON, part of, ..	22	20	3	-	1	-	-	4	1	-	-	-	1	2	1	2	1	2	5	1	-
50 DELVIN, ..	62	58	3	2	1	-	-	6	1	-	2	1	4	5	1	7	5	8	15	2	1
51 GRANARD, part of, ..	32	23	1	2	-	-	-	3	1	-	-	1	1	2	2	2	2	3	5	-	1
52 MULLINGAR, ..	257	217	17	1	-	2	2	22	3	3	5	8	19	21	15	18	19	25	42	15	2
53 TULLAMORE, part of, ..	21	15	2	-	-	-	-	2	-	-	-	-	-	1	1	3	2	1	5	-	-
12. Wexford Co.																					
54 ENNISCORTHY, ..	344	270	23	6	6	1	2	38	4	1	10	9	14	20	23	36	15	36	43	20	1
55 GOREY, ..	178	132	8	3	4	1	1	17	1	-	5	6	11	3	8	10	10	23	33	5	-
56 NEW ROSS, part of, ..	226	226	24	7	3	-	1	35	3	7	8	7	17	15	11	30	13	36	37	6	1
57 WEXFORD, ..	391	264	24	7	1	1	2	35	8	10	7	13	16	13	15	24	19	41	50	13	-
13. Wicklow Co.																					
58 BALTINGLASS, part of, ..	80	60	7	1	-	-	1	9	-	-	2	1	1	3	11	5	7	6	12	2	1
59 NAAS, part of, ..	24	20	2	1	-	-	-	3	1	-	-	1	1	1	1	2	-	3	5	2	-
60 RATHDOWN, part of, ..	103	79	4	2	4	-	1	11	3	1	2	3	7	3	9	16	5	5	11	3	-
61 RATHDRUM, ..	257	202	21	6	8	4	4	43	8	4	4	5	9	13	9	26	17	25	32	4	3
62 SHILLELAGH, ..	73	52	4	2	-	1	1	8	-	1	1	-	-	4	3	4	3	8	14	6	-

II.—PROVINCE OF MUNSTER.

14. Clare Co.																					
63 BALLYVAGHAN, ..	31	26	1	-	1	2	-	4	1	1	1	-	3	1	-	1	2	1	9	2	-
64 CORROFIN, ..	41	24	1	-	1	-	-	2	-	-	-	1	5	1	-	5	2	1	3	4	-
65 ENNIS, ..	190	149	14	3	-	-	-	17	2	6	3	5	13	9	13	18	10	14	28	9	2
66 ENNISTIMON, ..	164	90	6	3	1	1	2	13	1	-	-	5	7	6	7	8	5	8	17	10	3
67 KILLADYSERT, ..	89	53	5	1	-	-	1	7	-	-	1	2	3	3	3	4	4	10	12	3	1
68 KILRUSH, ..	252	183	14	3	3	1	1	22	-	7	6	7	10	4	7	13	3	23	54	25	2
69 LIMERICK, part of, ..	71	44	4	1	-	-	-	5	1	-	3	1	3	4	2	4	2	5	9	5	-
70 SCARRIFF, ..	157	112	7	1	-	-	1	9	3	2	3	-	8	8	9	6	3	20	31	6	4
15. Cork Co. and Co. Borough.																					
71 BANDON, ..	188	102	11	-	1	-	-	12	1	2	3	5	6	7	11	8	8	11	22	6	-
72 BANTRY, ..	135	60	3	1	-	-	1	5	-	-	3	2	6	4	4	4	3	6	15	8	-
73 CASTLETOWN, ..	129	65	7	1	1	-	1	10	-	1	1	1	2	6	1	6	4	11	14	7	1
74 CLONAKILTY, ..	181	148	15	4	2	2	-	23	4	3	2	-	8	13	6	12	18	13	40	6	-
75 CORK, ..	1,521	1,251	133	39	17	9	8	206	26	25	35	40	109	109	112	182	95	154	129	24	5
76 DUNMANWAY, ..	149	60	8	-	-	-	-	8	1	3	-	2	1	5	4	3	2	8	18	5	-
77 FERMOY, ..	246	149	18	3	-	2	-	23	1	3	5	7	9	9	11	14	12	21	26	7	1
78 KANTURK, ..	269	175	17	5	1	1	-	24	3	1	2	6	9	13	10	20	12	19	38	17	1
79 KILMALLOCK, part of, ..	47	32	6	-	-	-	-	6	1	-	1	-	3	2	1	3	5	5	3	2	-
80 KINSALE, ..	129	108	8	-	1	-	1	10	2	-	2	2	5	4	8	14	12	19	22	7	1
81 MACROOM, ..	228	126	5	1	2	1	-	9	4	3	4	1	10	10	9	11	9	22	20	11	3
82 MALLOW, ..	239	144	24	1	2	1	1	29	4	1	3	4	11	10	9	14	16	24	18	-	1
83 MIDDLETON, ..	196	130	7	4	1	-	1	13	7	3	6	3	8	10	9	11	11	20	24	5	-
84 MILLSTREET, ..	114	74	4	2	1	-	-	7	2	-	2	1	7	4	6	2	10	11	14	7	1
85 MITCHELSTOWN, part of, ..	108	72	6	2	2	-	-	10	3	2	-	3	7	4	2	9	9	9	13	1	-
86 SKIBBEREEN, ..	228	150	11	2	1	1	1	16	4	-	1	5	3	12	13	7	11	19	40	16	3
87 SKULL, ..	77	63	5	-	-	-	-	5	1	-	1	1	2	5	6	3	4	8	21	6	-
88 YOUGHAL, part of, ..	109	98	5	1	3	-	1	10	2	3	1	7	8	7	8	13	6	19	13	-	1

IRELAND.—DEATHS at different AGES registered in the year 1912—in the SUPERINTENDENT REGISTRARS' DISTRICTS in each COUNTY.—MALES—continued

II.—PROVINCE OF MUNSTER.—continued.

COUNTIES AND SUPERINTENDENT REGISTRARS' DISTRICTS.	MALES.																				
	TOTAL BIRTHS.	TOTAL DEATHS.	AGES AT DEATH.																		
			Under 1 year.	1	2	3	4	Under 5 years.	5	10-	15-	20-	25-	35-	45-	55-	65-	70-	75-	85-	85 and upwards.
16. Kerry Co.																					
No. 89 CAHERSIVEEN, ..	278	117	11	3	1	-	-	15	1	1	5	8	6	6	5	8	13	12	31	6	-
90 DINGLE, ..	229	92	13	4	-	1	1	19	2	2	3	3	5	10	6	4	6	6	18	6	2
91 KENMARE, ..	144	64	5	3	2	-	2	12	2	-	6	1	3	4	-	4	5	5	15	6	1
92 KILLARNEY, ..	420	257	28	2	2	2	2	36	3	3	7	13	23	17	18	26	23	21	51	13	3
93 LISTOWEL, part of,	382	230	36	2	3	1	1	43	-	3	5	7	17	19	14	20	15	28	44	12	3
94 TRALEE, ..	530	261	32	10	4	1	-	47	5	4	6	7	20	23	14	29	20	26	37	21	2
17. Limerick Co. and Co. Borough.																					
95 CROOM, ..	118	87	17	3	1	-	-	21	3	-	1	1	7	4	4	9	7	8	12	10	-
96 KILMALLOCK, part of,	289	197	27	4	2	1	1	35	1	1	1	3	17	7	15	24	15	27	47	4	-
97 LIMERICK, part of,	723	579	115	59	27	9	14	224	10	5	7	14	28	58	57	51	33	43	38	10	1
98 LISTOWEL, part of,	52	25	3	-	-	-	-	3	-	1	1	-	-	1	2	3	5	3	5	1	-
99 MITCHELSTOWN, part of,	49	36	5	-	2	-	-	7	-	-	-	1	6	-	1	3	6	5	4	3	-
100 NEWCASTLE, ..	312	174	29	2	5	2	3	41	4	4	2	2	6	9	9	11	8	25	37	12	4
101 RATHKEALE, ..	159	119	13	3	2	-	1	19	2	3	2	2	9	4	7	8	3	21	25	10	4
102 TIPPERARY, part of,	89	62	8	-	2	-	-	10	2	-	2	1	3	6	5	3	4	8	13	4	1
18. Tipperary Co. N.R.																					
103 BIRR, part of, ..	15	5	-	-	-	-	-	-	-	-	-	-	1	1	-	-	1	1	1	-	-
104 BORRISOKANE, ..	86	61	3	1	-	1	1	6	-	-	-	3	2	3	6	9	1	13	12	6	-
105 NENAGH, ..	238	167	16	2	5	1	1	25	2	-	4	5	13	7	11	23	12	18	41	6	-
106 ROSCREA, part of,	66	70	4	2	-	1	2	9	1	1	1	2	2	6	6	7	5	12	12	4	2
107 THURLES, ..	251	174	17	5	4	1	1	28	10	2	1	3	12	8	11	21	10	19	32	15	2
19. Tipperary Co. S.R.																					
108 CALLAN, part of,	58	25	3	2	-	-	-	5	2	-	-	-	-	2	-	1	2	9	2	2	-
109 CARRICK-ON-SUIR, part of,	95	84	15	-	-	1	1	17	3	-	1	3	5	3	5	15	7	13	11	1	-
110 CASHEL, ..	225	158	15	7	2	2	1	27	5	3	3	2	8	8	14	19	11	21	30	6	1
111 CLOGHEEN, ..	166	122	18	-	1	-	1	20	1	1	1	4	8	10	8	13	3	22	25	6	-
112 CLONMEL, part of,	155	163	22	10	1	-	1	34	4	2	-	5	10	21	13	20	14	19	16	4	1
113 TIPPERARY, part of,	268	209	38	6	1	7	1	53	7	1	5	5	7	12	15	23	14	30	31	5	1
114 URLINGFORD, part of,	30	17	2	-	-	-	-	2	-	-	-	-	2	-	1	1	3	-	4	3	1
20. Waterford Co. and Co. Borough.																					
115 CARRICK-ON-SUIR, part of,	54	30	5	2	1	1	1	10	-	-	1	1	1	2	1	-	1	4	8	1	-
116 CLONMEL, part of,	35	23	3	2	1	-	2	8	1	-	-	-	2	-	1	4	3	1	3	-	-
117 DUNGARVAN, ..	144	111	17	-	1	1	1	20	-	2	1	4	6	4	5	7	7	19	28	7	1
118 KILMATHOMAS, ..	71	42	2	-	-	-	-	2	2	-	-	2	3	3	5	4	3	3	11	4	-
119 LISMORE, ..	118	118	8	1	1	1	1	12	1	4	4	1	4	8	11	10	12	20	23	8	-
120 WATERFORD, part of,	481	359	59	8	3	2	2	74	2	3	12	14	23	37	31	56	28	41	35	3	-
121 YOUGHAL, part of,	50	33	3	-	-	-	-	3	-	-	1	1	3	5	4	1	1	-	12	2	-

III.—PROVINCE OF ULSTER.

21. Antrim Co.																					
122 ANTRIM, ..	335	226	27	6	2	1	1	37	3	4	8	7	11	12	19	37	17	25	29	17	-
123 BALLYCASTLE ..	146	104	15	2	3	1	-	21	-	1	2	2	7	4	7	9	10	11	21	8	1
124 BALLYMENA, ..	562	362	46	9	6	2	3	66	7	5	12	8	19	16	19	35	27	47	83	17	1
125 BALLYMONEY, ..	314	208	31	6	2	4	2	45	6	4	7	3	8	2	13	11	16	26	59	7	1
126 BELFAST, part of,	137	136	16	3	3	1	-	23	1	1	12	14	21	26	12	12	8	2	3	1	-
127 LARNE, ..	447	256	43	10	2	7	2	64	8	4	11	5	8	11	11	25	27	31	41	10	-
128 LISBURN, part of,	304	224	37	8	3	3	3	54	5	3	5	1	18	18	20	22	20	30	22	5	1
129 LURGAN, part of,	34	23	2	-	-	-	-	2	-	-	1	-	1	1	1	2	2	6	6	1	-

IRELAND.—DEATHS at different AGES registered in the year 1912—in the SUPERINTENDENT REGISTRARS' DISTRICTS in each COUNTY.—FEMALES—continued.

II.—PROVINCE OF MUNSTER.—continued.

COUNTIES AND SUPERINTENDENT REGISTRARS' DISTRICTS.	FEMALES.																				
	TOTAL BIRTHS.	TOTAL DEATHS.	AGES AT DEATH.																		
			Under 1 year.	1	2	3	4	Under 6 years.	5-	10-	15-	20-	25-	35-	45-	55-	65-	70-	75-	85-	90 and upwards.
16. Kerry Co.																					
89 CAHERSIVEEN, ..	224	107	12	-	-	-	2	14	-	5	3	3	7	5	4	6	4	13	26	13	4
90 DINGLE, ..	196	85	9	3	4	1	-	17	-	4	3	1	10	2	11	6	-	13	13	4	1
91 KENMARE, ..	146	56	1	2	2	1	-	6	-	4	2	2	1	2	3	4	3	3	17	7	2
92 KILLARNEY, ..	891	221	26	2	3	1	-	32	4	3	8	9	15	17	13	19	16	20	50	9	6
93 LISTOWEL, part of,	349	228	32	4	2	2	2	42	6	7	8	3	15	14	15	10	16	27	41	23	1
94 TRALEE, ..	462	230	28	7	3	1	2	41	8	2	6	2	13	20	13	28	19	22	44	9	3
17. Limerick Co. and Co. Borough.																					
95 CROOM, ..	103	83	9	1	1	-	-	11	1	2	1	2	3	5	1	8	10	20	11	7	1
96 KILMALLOCK, part of,	249	161	19	3	-	-	2	24	4	1	5	2	8	6	7	20	15	24	29	16	-
97 LIMERICK, part of,	717	617	87	47	28	19	11	192	21	13	15	15	38	39	39	85	22	57	63	16	2
98 LISTOWEL, part of	52	26	5	1	1	-	-	7	-	1	2	1	-	1	1	-	2	3	6	2	-
99 MITCHELSTOWN, part of,	40	35	1	-	1	2	-	4	-	1	1	-	2	3	1	3	3	2	13	2	-
100 NEWCASTLE, ..	289	191	24	2	2	-	3	31	5	3	6	3	6	14	6	18	11	20	49	16	3
101 RATHKEALE ..	132	122	13	2	1	-	-	16	2	-	3	2	6	6	4	10	10	17	33	11	2
102 TIPPERRARY, part of,	85	42	5	-	-	-	2	7	4	-	-	1	-	1	2	7	5	6	7	2	-
18. Tipperary Co. N.R.																					
103 BIRR, part of, ..	21	10	-	1	-	-	-	1	-	-	1	-	-	2	-	-	1	2	2	-	1
104 BORRISOKANE,	78	60	3	2	-	1	-	6	1	1	1	1	3	1	3	9	3	8	16	5	2
105 NENAGH, ..	218	157	15	4	2	3	-	24	5	3	4	4	8	9	6	22	9	25	27	8	3
106 ROSCREA, part of,	80	68	3	4	-	1	-	8	4	1	-	2	4	5	-	7	5	12	14	4	2
107 THURLES, ..	221	158	8	4	2	-	1	15	4	1	2	2	9	10	9	23	13	27	30	11	2
19. Tipperary Co. S.R.																					
108 CALLAN, part of,	67	40	2	1	-	-	-	3	1	2	-	-	1	4	2	2	1	13	9	2	-
109 CARRICK-ON-SUIR, part of,	98	84	9	3	1	1	1	15	3	-	1	1	3	3	5	10	8	22	12	-	1
110 CASHEL, ..	206	137	11	3	1	1	-	16	1	2	5	4	5	11	5	23	8	20	29	7	1
111 CLOGHEEN, ..	141	112	15	2	2	-	-	19	5	2	-	5	5	5	6	10	10	18	22	5	-
112 CLONMEL, part of,	170	169	21	5	3	4	-	33	4	3	3	3	10	13	16	29	8	25	16	5	1
113 TIPPERRARY, part of,	291	191	27	3	6	1	2	39	2	4	6	5	10	12	10	27	12	30	20	10	4
114 URLINGFORD, part of,	36	16	-	-	-	-	-	-	-	-	-	1	2	-	1	4	3	1	3	1	-
20. Waterford Co. and Co. Borough.																					
115 CARRICK-ON-SUIR, part of,	55	40	4	1	1	-	-	6	1	-	-	-	2	3	2	4	5	6	8	3	-
116 CLONMEL, part of,	32	20	1	1	-	1	-	3	-	-	-	-	3	2	2	2	-	1	6	1	-
117 DUNGARVAN, ..	159	111	15	2	-	1	-	18	4	-	4	3	11	8	2	8	10	15	23	4	1
118 KILMACTHOMAS,	71	65	9	-	3	1	-	13	2	-	1	-	4	1	4	5	4	8	17	5	1
119 LISMORE, ..	111	108	9	2	1	1	-	13	1	-	1	2	12	6	6	15	10	13	22	7	-
120 WATERFORD, part of,	429	357	48	6	3	2	3	62	7	8	12	12	18	23	23	57	21	57	38	13	1
121 YOUGHAL, part of,	33	23	2	-	2	-	-	4	-	1	1	1	1	3	1	-	1	6	7	2	-

III.—PROVINCE OF ULSTER.

21. Antrim Co.																					
122 ANTRIM, ..	332	269	24	4	5	1	-	34	4	2	13	11	26	31	21	24	28	28	33	11	3
123 BALLYCASTLE, ..	110	96	8	3	2	-	-	13	3	1	2	1	4	7	7	6	3	18	24	7	-
124 BALLYMENA, ..	521	389	37	9	3	3	2	54	9	10	12	9	19	31	25	37	32	49	70	27	5
125 BALLYMONEY, ..	301	230	7	4	2	3	4	20	3	4	7	4	9	22	16	16	20	44	43	22	-
126 BELFAST, part of,	145	123	10	4	-	-	1	15	3	4	13	10	16	16	13	5	8	13	9	3	-
127 LARNE, ..	403	268	23	6	1	-	3	33	7	7	6	9	21	22	19	33	18	27	53	12	1
128 LISBURN, part of,	273	218	25	5	1	-	4	35	1	1	10	7	12	14	18	27	12	44	28	7	2
129 LURGAN, part of,	27	31	2	-	2	-	-	4	1	2	-	-	2	2	1	4	1	3	8	3	-

IRELAND.—DEATHS at different AGES registered in the year 1912—in the SUPERINTENDENT REGISTRARS' DISTRICTS in each COUNTY.—MALES—continued.

III.—PROVINCE OF ULSTER.—continued.

COUNTIES AND SUPERINTENDENT REGISTRARS' DISTRICTS	MALES.																				
	TOTAL BIRTHS.	TOTAL DEATHS.	AGES AT DEATH.																		
			Under 1 year.	1	2	3	4	Under 5 years.	5-	10-	15-	20-	25-	35-	45-	55-	65-	70-	75-	85-	95 and upwards.
22. Armagh Co.																					
No. 130 ARMAGH, ..	473	403	51	6	5	5	2	69	6	3	6	7	18	15	32	39	34	63	74	35	2
131 BANBRIDGE, part of.	51	56	5	1	-	1	1	8	-	-	-	-	2	2	5	3	7	10	9	8	2
132 CASTLEBLAYNEY, part of.	91	65	5	3	-	2	-	10	2	-	-	1	2	5	-	8	5	13	15	4	-
133 LURGAN, part of.	513	327	56	17	7	8	1	89	12	5	11	7	14	12	20	34	33	44	37	9	-
134 NEWRY, part of.	223	214	20	8	5	3	1	37	7	4	7	8	12	16	14	27	18	26	25	9	4
23. Belfast Co. Borough.																					
135 BELFAST, part of.	5,597	3,482	808	290	128	59	29	1,314	81	62	99	118	189	283	347	386	182	230	163	27	1
24. Cavan Co.																					
136 BAILIEBOROUGH,	164	127	8	2	-	-	-	10	5	2	2	3	6	6	7	11	11	17	37	9	1
137 BAWNBOY, part of.	81	53	5	-	-	-	-	5	-	1	1	-	2	3	3	7	-	6	18	5	2
138 CAVAN, ..	349	235	18	2	1	1	3	25	8	1	2	5	17	14	16	20	24	35	52	19	2
139 COOTEHILL, part of.	135	103	7	5	1	-	-	13	-	-	1	4	4	6	5	10	10	14	25	9	2
140 ENNISKILLEN, part of.	53	24	2	-	-	-	-	2	-	-	-	2	3	-	2	3	2	4	4	2	-
141 GRANARD, part of.	52	21	-	-	1	-	-	1	-	1	-	-	-	2	1	3	1	5	3	3	1
142 OLDCASTLE, part of.	105	63	7	2	1	-	-	10	1	-	1	1	4	1	3	4	3	8	22	4	1
25. Donegal Co.																					
143 BALLYSHANNON, part of.	109	83	12	1	-	-	-	13	2	1	1	-	4	5	10	5	3	20	13	6	-
144 DONEGAL, ..	211	164	14	3	1	2	-	20	1	2	4	2	5	10	12	15	15	22	44	10	2
145 DUNFANAGHY, ..	194	99	19	2	5	1	1	28	5	-	2	1	7	3	4	8	7	11	14	7	2
146 GLENTIES, ..	346	182	13	4	3	-	1	21	9	3	4	5	13	10	8	11	17	22	36	20	3
147 INISHOWEN, ..	338	232	29	2	6	2	2	41	6	4	-	6	8	7	14	17	25	36	50	17	1
148 LETTERKENNY,	123	110	10	1	1	-	2	14	1	1	2	2	3	6	8	11	11	11	34	4	2
149 LONDONDERRY, part of.	83	62	3	1	-	-	1	5	1	-	1	4	2	4	6	8	5	12	11	3	-
150 MILLFORD, ..	204	165	18	3	3	2	1	27	2	4	6	3	7	6	6	19	10	20	42	13	-
151 STRABANE, part of.	122	89	10	2	-	1	-	13	2	-	1	5	5	9	4	8	7	14	14	6	1
152 STRANORLAR, ..	174	104	16	1	1	-	-	18	1	-	3	4	2	4	4	6	7	18	25	11	1
26. Down Co.																					
153 BANBRIDGE, part of.	379	278	28	6	1	1	1	37	4	2	8	6	13	16	18	32	28	42	55	16	1
154 BELFAST, part of.	100	51	5	4	-	-	-	9	2	1	1	2	5	2	1	7	2	6	12	1	-
155 DOWNPATRICK,	435	319	36	8	3	6	1	54	9	3	9	9	14	26	25	42	20	40	53	15	-
156 KILKEEL, ..	203	126	9	-	-	1	2	12	4	-	3	6	6	6	10	16	10	22	22	9	-
157 LISBURN, part of.	197	190	20	10	11	3	1	45	7	8	5	5	6	6	12	20	18	26	23	6	3
158 LURGAN, part of.	119	82	6	2	4	-	2	14	2	-	3	2	5	3	5	13	8	10	14	3	-
159 NEWRY, part of.	331	190	30	2	2	2	-	36	1	5	2	8	13	15	13	21	10	24	31	11	-
160 NEWTOWNARDS,	553	319	56	11	7	3	1	78	6	3	9	10	15	18	28	32	25	43	35	16	1
27. Fermanagh Co.																					
161 BALLYSHANNON, part of.	52	41	4	-	-	-	-	4	1	-	1	1	3	2	-	4	2	10	9	4	-
162 CLONES, part of.	89	63	9	-	-	-	1	10	-	1	2	3	2	-	6	3	7	4	19	6	-
163 ENNISKILLEN, part of.	248	182	17	1	-	-	1	19	7	1	3	6	9	6	13	25	26	19	36	11	1
164 IRVINESTOWN, part of.	100	81	2	-	-	-	1	3	1	-	3	2	1	2	7	10	4	16	29	2	1
165 LISNASKEA, ..	167	122	9	-	2	1	1	13	1	2	3	2	8	3	7	16	9	13	31	11	3
28. Londonderry Co. and Co. Borough.																					
166 COLERAINE, ..	355	269	37	7	2	2	4	52	3	2	8	9	13	14	20	23	25	42	45	11	2
167 LIMAVADY, ..	222	144	20	3	1	2	-	26	3	1	2	5	9	6	7	19	14	23	18	8	3
168 LONDONDERRY, part of.	699	380	52	11	3	4	2	72	8	5	12	10	22	29	29	53	39	48	39	12	2
169 MAGHERAFELT,	388	313	26	3	1	4	1	35	1	4	13	9	10	10	23	32	33	69	53	18	3

IRELAND.—DEATHS at different AGES registered in the year 1912—in the SUPERINTENDENT REGISTRARS' DISTRICTS in each COUNTY.—FEMALES—continued.

III.—PROVINCE OF ULSTER.—continued.

COUNTIES AND SUPERINTENDENT REGISTRARS' DISTRICTS.	FEMALES.																											
	TOTAL BIRTHS.	TOTAL DEATHS.	AGES AT DEATH.																									
			Under 1 year.	1	2	3	Under 5 years.	5-	10-	15-	20-	25-	30-	35-	40-	45-	50-	55-	60-	65-	70-	75-	80-	85-	95 and upwards.			
No. 22. Armagh Co.																												
180 ARMAGH, ..	469	415	30	10	3	1	1	45	4	2	8	6	26	31	32	49	24	83	81	24	-	-	-	-	-	-	-	
181 BANBRIDGE, part of,	59	51	3	1	-	-	1	5	-	1	2	-	3	7	8	8	4	5	7	1	-	-	-	-	-	-	-	
182 CASTLEBLAYNEY, part of,	116	86	9	1	1	1	-	12	1	2	-	2	3	5	10	12	8	13	15	3	-	-	-	-	-	-	-	
183 LUEGAN, part of,	491	389	51	18	6	5	1	81	10	6	18	6	26	34	33	57	18	56	30	12	2	-	-	-	-	-	-	
184 NEWRY, part of,	220	245	24	8	3	-	2	37	6	6	5	3	17	9	18	33	21	48	31	9	2	-	-	-	-	-	-	
23. Belfast Co. Borough.																												
185 BELFAST, part of,	5,439	3,639	614	245	110	66	51	1,086	105	74	118	106	252	304	367	444	184	341	212	43	3	-	-	-	-	-	-	
24. Cavan Co.																												
186 BAILIEBOROUGH,	157	129	10	2	2	1	-	15	6	-	2	5	2	3	8	12	8	23	30	12	3	-	-	-	-	-	-	-
187 BAWNBOY, part of,	99	50	2	-	-	2	-	4	-	-	1	-	-	3	4	5	5	6	15	7	-	-	-	-	-	-	-	
188 CAVAN, ..	355	269	22	4	2	3	4	35	1	4	8	5	9	13	11	26	20	45	62	30	-	-	-	-	-	-	-	
189 COOTEHILL, part of,	128	108	7	2	-	-	-	9	-	-	1	-	3	6	6	12	14	27	20	10	-	-	-	-	-	-	-	
140 ENNISKILLEN, part of,	51	30	1	1	-	1	-	3	1	1	-	-	3	2	-	5	3	2	7	2	1	-	-	-	-	-	-	
141 GRANARD, part of,	43	19	2	-	-	-	-	2	-	-	1	-	-	2	1	-	-	6	3	4	-	-	-	-	-	-	-	
142 OLDCASTLE, part of,	95	61	4	1	-	-	-	5	2	-	1	2	4	1	2	6	6	11	12	8	1	-	-	-	-	-	-	
25. Donegal Co.																												
143 BALLYSHANNON, part of,	94	96	4	1	1	-	1	7	4	1	-	-	8	7	5	9	11	17	20	6	1	-	-	-	-	-	-	-
144 DONEGAL, ..	207	186	10	3	3	2	1	19	4	3	6	5	14	9	11	13	18	28	41	12	3	-	-	-	-	-	-	-
145 DUNFANAGHY,	197	109	10	-	2	2	-	14	2	2	1	5	9	6	8	12	4	11	21	10	4	-	-	-	-	-	-	-
146 GLENTIES, ..	400	263	17	4	3	-	5	29	8	4	3	12	20	13	9	15	24	37	54	30	5	-	-	-	-	-	-	-
147 INISHOWEN, ..	312	224	29	4	8	3	1	45	13	2	4	6	11	7	12	15	19	32	47	11	-	-	-	-	-	-	-	-
148 LETTERKENNY,	116	106	6	-	1	1	1	9	2	1	3	3	12	9	6	9	6	20	21	5	-	-	-	-	-	-	-	-
149 LONDONDERRY, part of,	101	59	3	2	-	2	-	7	-	2	2	2	4	1	4	6	4	17	5	2	3	-	-	-	-	-	-	-
150 MILLFORD, ..	181	132	6	5	2	1	1	15	1	1	3	5	11	3	13	15	6	18	31	7	3	-	-	-	-	-	-	-
151 STRABANE, part of,	121	79	4	1	2	-	-	7	-	3	2	2	5	5	3	7	9	8	24	2	2	-	-	-	-	-	-	-
152 STRANORLAR, ..	141	110	9	2	-	-	-	11	2	-	2	3	6	4	9	7	13	17	22	12	2	-	-	-	-	-	-	-
26. Down Co.																												
153 BANBRIDGE, part of,	370	290	16	1	2	1	2	22	7	6	11	10	23	25	20	32	27	51	42	10	4	-	-	-	-	-	-	-
154 BELFAST, part of,	79	48	3	1	-	-	-	4	1	3	-	2	3	4	4	6	3	7	10	1	-	-	-	-	-	-	-	-
155 DOWNPATRICK,	443	374	33	7	-	2	2	44	5	2	15	8	26	24	33	45	35	46	69	21	1	-	-	-	-	-	-	-
156 KILKEEL, ..	197	160	7	4	3	-	1	15	6	-	-	6	11	6	15	17	9	33	31	9	2	-	-	-	-	-	-	-
157 LISBURN, part of,	198	167	17	6	4	6	4	37	13	5	8	5	9	10	8	17	9	14	20	9	3	-	-	-	-	-	-	-
158 LURGAN, part of,	104	95	8	-	-	1	1	10	-	4	2	5	3	7	8	9	8	20	15	4	-	-	-	-	-	-	-	-
159 NEWRY, part of,	317	234	25	14	2	1	1	43	2	1	7	6	13	11	17	34	14	37	34	13	2	-	-	-	-	-	-	-
160 NEWTOWNARDS,	517	395	34	11	2	1	2	50	9	7	14	20	28	31	33	35	24	59	61	21	3	-	-	-	-	-	-	-
27. Fermanagh Co.																												
161 BALLYSHANNON, part of,	49	33	2	-	-	-	-	2	1	-	-	-	2	2	1	4	6	2	8	3	2	-	-	-	-	-	-	-
162 CLONES, part of,	90	48	2	1	-	-	-	3	-	1	-	2	2	3	4	7	4	14	8	-	-	-	-	-	-	-	-	-
163 ENNISKILLEN, part of,	250	199	8	2	2	-	1	13	6	4	3	9	12	11	14	25	26	30	27	16	3	-	-	-	-	-	-	-
164 IRVINESTOWN, part of,	93	87	7	2	3	-	-	12	1	1	2	3	5	4	6	5	8	19	14	5	2	-	-	-	-	-	-	-
165 LISNASKEA, ..	150	128	8	-	-	-	-	8	2	2	-	4	9	5	7	15	16	20	25	13	2	-	-	-	-	-	-	-
28. Londonderry Co. and Co. Borough.																												
166 COLERAINE, ..	314	264	13	5	1	1	1	21	5	3	9	6	12	16	15	31	26	60	43	15	2	-	-	-	-	-	-	-
167 LIMAVADY, ..	228	154	13	5	2	3	-	23	4	3	3	1	7	7	11	8	9	29	34	11	4	-	-	-	-	-	-	-
168 LONDONDERRY, part of,	631	483	47	14	6	1	1	69	16	8	19	18	51	36	45	63	36	58	43	18	3	-	-	-	-	-	-	-
169 MAGHERAFELT,	344	335	27	4	2	-	1	34	3	7	8	7	20	15	21	32	30	70	63	23	2	-	-	-	-	-	-	-

IRELAND.—DEATHS at different AGES registered in the year 1912—in the SUPERINTENDENT REGISTRARS' DISTRICTS in each COUNTY.—MALES—continued.

III.—PROVINCE OF ULSTER.—continued.

COUNTIES AND SUPERINTENDENT REGISTRARS' DISTRICTS.	MALES.																				
	TOTAL BIRTHS.	TOTAL DEATHS.	AGES AT DEATH.																		
			Under 1 year.	1	2	3	4	Under 5 years.	5-	10-	15-	20-	25-	35-	45-	55-	65-	70-	75-	85-	85 and upwards.
No. 29. Monaghan Co.																					
170 CARRICKMACROSS	167	131	11	3	3	1	1	19	2	2	5	1	10	8	9	9	13	17	26	9	1
171 CASTLEBLAYNEY, part of.	179	132	11	8	-	1	2	22	4	2	5	2	2	5	7	19	11	23	20	9	1
172 CLONES, part of.	86	61	8	2	-	-	-	10	-	3	-	1	5	2	6	12	1	7	10	3	1
173 COOTEHILL, part of.	67	49	8	1	1	2	-	12	-	-	-	3	2	4	4	5	6	3	6	4	-
174 MONAGHAN, ..	260	268	16	7	2	1	2	28	1	2	7	12	12	13	18	34	30	47	47	15	2
30. Tyrone Co.																					
175 CASTLEDEBG, ..	123	89	10	3	3	-	1	17	2	-	3	2	6	9	4	4	4	15	16	7	-
176 CLOGHER, ..	148	107	12	2	1	2	-	17	1	1	-	2	5	3	6	17	7	16	23	8	1
177 COOKSTOWN, ..	284	184	31	5	-	1	2	39	3	4	2	5	9	10	6	19	19	29	31	8	-
178 DUNGANNON, ..	326	272	34	5	3	2	-	44	2	2	3	6	13	18	18	38	26	54	35	12	1
179 IRVINESTOWN, part of.	35	41	5	-	1	-	-	6	2	1	-	-	-	3	3	2	3	4	11	6	-
180 OMAGH, ..	411	381	32	2	-	3	2	39	4	3	12	12	19	23	31	43	40	68	66	17	4
181 STRABANE, part of.	299	172	23	2	3	-	1	29	1	1	3	3	5	6	11	22	19	31	31	9	1

IV.—PROVINCE OF CONNAUGHT.

31. Galway Co.																					
182 BALLINASLOE, part of.	163	148	12	2	3	1	-	18	1	1	-	5	12	14	17	14	12	19	27	7	1
183 CLIFDEN, ..	208	103	4	-	-	1	1	6	1	2	5	4	6	5	5	12	6	9	22	16	4
184 GALWAY, ..	427	267	34	6	1	2	4	47	4	4	10	9	14	14	24	27	15	37	51	10	1
185 GLENNAMADDY, ..	158	100	6	1	-	1	-	8	1	-	1	3	10	6	9	6	11	17	22	5	1
186 GORT, ..	140	72	5	2	1	1	-	9	-	-	-	4	3	3	3	8	3	6	21	10	2
187 LOUGHREA, ..	225	133	16	1	-	-	2	18	2	1	1	5	7	12	13	8	7	20	26	10	3
188 MOUNT BELLEW, ..	162	98	7	2	-	-	4	13	-	1	2	5	8	4	12	9	10	12	16	6	-
189 OUGHTERARD, ..	194	105	13	2	2	2	-	19	1	1	3	4	7	3	7	11	9	4	28	8	-
190 PORTUMNA, ..	106	82	4	1	-	-	-	5	1	2	3	-	7	5	4	11	7	7	20	9	1
191 TUAM, ..	295	196	13	3	2	2	-	20	3	3	4	6	8	12	6	17	15	31	47	21	3
32. Leitrim Co.																					
192 BALLYSHANNON, part of.	44	35	3	3	-	-	-	6	2	1	1	-	2	1	-	2	3	3	12	2	-
193 BAWNBOY, part of.	93	46	3	1	-	1	-	5	2	1	1	-	5	2	3	1	5	7	10	4	-
194 CARRICK-ON-SHANNON, part of.	108	78	5	-	-	-	3	8	1	2	3	3	4	3	4	7	7	10	19	6	1
195 MANORHAMILTON	204	111	9	-	-	-	1	10	-	1	3	4	3	2	10	7	12	16	31	9	3
196 MOHILL, ..	184	148	12	1	-	-	1	14	1	1	2	5	12	13	10	10	16	27	23	11	3
33. Mayo Co.																					
197 BALLINA, ..	256	158	15	4	2	2	1	24	1	-	3	6	7	5	13	15	7	22	44	11	-
198 BALLINROBE, ..	219	180	14	2	3	1	-	20	2	1	2	2	6	9	6	6	7	21	37	8	3
199 BELMULLET, ..	199	104	19	9	1	1	-	30	4	1	1	3	6	4	7	6	6	14	16	6	-
200 CASTLEBAR, ..	298	200	13	1	4	2	1	21	4	7	5	12	10	9	12	15	16	28	45	12	4
201 CLAREMORRIS, ..	297	170	18	5	3	1	1	28	3	1	4	4	11	8	11	14	14	20	37	13	2
202 KILLALA, ..	87	66	10	-	-	-	-	10	-	1	2	2	6	2	5	7	3	8	15	5	-
203 SWINEFORD, ..	595	278	42	8	7	2	1	60	5	4	10	7	17	9	9	23	24	35	54	21	-
204 WESTPORT, ..	416	226	36	5	4	2	1	48	3	2	6	9	10	10	9	15	17	28	42	24	3

IRELAND.—DEATHS at different AGES registered in the year 1912—in the SUPERINTENDENT REGISTRARS' DISTRICTS in each COUNTY.—FEMALES—*continued.*

III.—PROVINCE OF ULSTER.—*continued.*

COUNTIES AND SUPERINTENDENT REGISTRARS' DISTRICTS.	FEMALES.																				
	TOTAL BIRTHS.	TOTAL DEATHS.	AGES AT DEATH.																		
			Under 1 year.	1	2	3	4	Under 5 years.	5-	10-	15-	20-	25-	35-	45-	55-	65-	70-	75-	85-	85 and upwards.
No. 29. Monaghan Co.																					
170 CARRICKMACROSS	139	113	6	2	-	3	-	11	2	-	2	3	8	8	6	10	13	21	22	7	-
171 CASTLEBLAYNEY, part of.	178	148	9	3	-	1	1	14	4	3	1	2	8	9	5	14	16	40	24	7	1
172 CLONES, part of.	74	69	8	-	2	-	-	10	2	1	1	1	5	6	1	5	6	9	20	2	-
178 COOTEHILL, part of	66	44	1	-	-	-	-	1	1	-	-	1	1	1	2	9	3	6	13	6	-
174 MONAGHAN, ..	245	275	12	8	7	3	1	31	4	3	7	10	18	21	23	32	34	39	35	16	2
30. Tyrone Co.																					
175 CASTLEBERG, ..	125	70	5	-	1	1	-	7	2	-	1	2	5	2	5	5	4	11	21	5	-
176 CLOGHER, ..	146	113	6	1	1	-	1	9	2	-	1	7	8	10	20	8	6	15	18	8	1
177 COOKSTOWN, ..	258	202	26	3	4	1	1	35	3	4	5	6	12	8	13	31	12	28	33	11	1
178 DUNGANNON, ..	270	274	21	6	6	3	1	37	4	1	7	6	7	17	22	42	17	69	33	11	1
179 IRVINESTOWN, part of.	38	38	3	-	1	-	1	5	1	-	1	1	1	2	-	3	3	10	8	3	-
180 OMAGH, ..	399	359	25	4	2	1	1	33	2	2	5	6	18	33	28	39	45	64	63	19	2
181 STRABANE, part of.	295	212	16	4	1	-	1	22	2	2	-	4	21	18	20	13	20	45	29	14	2

IV.—PROVINCE OF CONNAUGHT.

31. Galway Co.																					
182 BALLINASLOE, part of.	148	124	5	1	-	3	2	11	3	5	5	3	15	8	11	10	11	12	24	5	1
183 CLIFDEN, ..	159	119	11	2	2	2	3	20	1	-	5	1	6	3	9	7	3	13	35	11	5
184 GALWAY, ..	426	253	21	7	5	3	2	38	3	7	7	8	21	16	14	27	21	44	37	7	3
185 GLENNAMADDY, ..	168	88	11	-	-	1	1	13	1	2	2	-	3	5	8	7	6	20	16	5	-
186 GORT, ..	125	65	5	-	-	-	-	5	-	1	1	1	2	4	7	7	4	12	15	5	1
187 LOUGHREA, ..	219	115	9	2	1	1	3	16	2	1	1	4	3	10	6	8	5	15	33	11	-
188 MOUNT BELLEW, ..	147	83	4	2	-	-	-	6	3	2	2	1	6	8	4	2	9	10	23	6	1
189 OUGHTERARD, ..	206	100	17	2	1	2	1	23	3	-	5	4	2	3	2	5	5	15	22	6	5
190 PORTUMNA, ..	102	69	4	1	1	-	-	6	1	-	3	-	4	4	7	5	3	13	15	8	-
191 TUAM, ..	336	183	10	3	3	2	1	19	4	2	4	6	9	4	6	12	14	35	54	13	1
32. Leitrim Co.																					
192 BALLYSHANNON, part of.	39	45	2	-	1	1	-	4	1	-	2	1	1	-	3	3	1	4	15	9	1
193 BAWNBOY, part of.	75	52	4	-	-	-	-	4	1	-	2	-	4	4	5	6	4	11	8	3	-
194 CARRICK - ON - SHANNON, part of.	110	99	6	-	1	1	-	8	3	1	7	3	-	3	2	14	4	27	18	9	-
195 MANORHAMILTON	204	127	6	-	-	2	1	9	2	1	3	3	7	9	7	9	9	22	37	8	1
196 MOHILL, ..	177	129	8	2	1	2	-	13	6	1	2	2	3	12	6	13	11	20	32	7	1
33. Mayo Co.																					
197 BALLINA, ..	297	144	14	2	2	2	-	20	1	2	4	7	9	5	10	11	6	23	39	6	1
198 BALLINROBE, ..	216	149	8	-	1	2	1	12	3	2	5	3	7	14	9	12	6	23	43	10	-
199 BELMULLET, ..	188	92	12	2	1	1	-	16	2	2	2	4	11	4	8	5	5	14	15	4	-
200 CASTLEBAR, ..	291	183	8	4	3	1	1	17	4	2	7	3	18	12	13	21	11	30	36	9	-
201 CLAREMORRIS, ..	278	168	14	3	1	1	-	19	2	1	4	2	8	11	7	21	11	30	45	6	1
202 KILLALA, ..	77	60	5	1	4	-	-	10	-	1	1	-	4	2	5	5	2	5	17	7	1
203 SWINFORD, ..	556	245	19	5	1	1	5	31	11	7	8	3	14	17	13	18	22	31	56	12	2
204 WESTPORT, ..	386	230	19	6	4	1	1	31	2	5	6	9	20	10	11	13	16	31	53	21	2

Registration of Marriages, Births and Deaths, Ireland.

IRELAND.—DEATHS at different AGES registered in the year 1912—in the SUPERINTENDENT REGISTRARS' DISTRICTS in each COUNTY.—MALES—*continued.*

IV.—PROVINCE OF CONNAUGHT.—*continued.*

COUNTIES AND SUPERINTENDENT REGISTRARS' DISTRICTS.	MALES.																				
	TOTAL BIRTHS.	TOTAL DEATHS.	AGES AT DEATH.																		
			Under 1 year.	1	2	3	4	Under 5 years.	5-	10-	15-	20-	25-	35-	45-	55-	65-	70-	75-	85-	95 and upwards.
No. 34. Roscommon Co.																					
205 ATHLONE, part of,	92	61	3	2	3	-	-	8	-	-	1	2	5	2	-	9	3	7	16	8	-
206 BALLINASLOE, part of,	36	25	1	-	1	-	-	2	1	-	3	-	1	2	3	2	2	4	4	1	-
207 BOYLE, part of,	155	101	9	-	2	2	1	14	1	3	2	4	3	4	7	10	8	10	22	13	-
208 CARRICK-ON- SHANNON, part of.	45	36	1	1	1	1	-	4	-	-	-	1	-	2	3	4	7	6	5	3	1
209 CASTLEBEEAGH, ..	314	197	12	4	1	-	1	18	4	1	8	3	13	11	6	28	19	26	46	14	-
210 ROSCOMMON, ..	144	118	6	-	1	1	1	9	4	-	3	4	3	9	12	9	9	19	23	11	3
211 STROKESTOWN,	119	124	6	-	-	-	-	6	2	1	3	2	6	11	10	10	9	19	36	6	3
35. Sligo Co.																					
212 BOYLE, part of, ..	121	80	3	3	1	-	-	7	-	-	1	1	2	4	5	4	13	11	25	7	-
213 DROMORE WEST,	132	77	2	-	-	-	1	3	-	1	1	5	3	6	4	5	8	11	20	10	-
214 SLIGO, ..	423	310	30	3	4	2	3	42	5	5	8	19	20	26	25	28	24	29	56	19	4
215 TOBERCURRY, ..	206	114	15	-	2	-	-	17	1	4	1	4	4	10	4	5	9	14	36	3	2

IRELAND.—DEATHS at different AGES registered in the year 1912—in the SUPERINTENDENT REGISTRARS' DISTRICTS in each COUNTY.—FEMALES—*continued.*

IV.—PROVINCE OF CONNAUGHT.—*continued.*

COUNTIES AND SUPERINTENDENT REGISTRARS' DISTRICTS.	FEMALES.																				
	TOTAL BIRTHS.	TOTAL DEATHS.	AGES AT DEATH.																		
			Under 1 year.	1	2	3	4	Under 5 years.	5-	10-	15-	20-	25-	35-	45-	55-	65-	70-	75-	85- and upwards.	
34. Roscommon Co.																					
No. 205 ATHLONE, part of,	75	49	2	4	1	1	1	9	1	1	-	3	-	6	-	9	1	9	8	2	-
206 BALLINASLOE, part of,	33	19	3	1	-	-	-	4	-	-	-	1	1	2	3	2	2	-	4	-	-
207 BOYLE, part of,	138	109	3	-	-	-	-	3	3	2	6	5	7	5	6	5	9	15	31	11	1
208 CARRICK-ON-SHANNON, part of,	55	40	3	-	-	-	-	3	-	-	2	2	3	3	1	4	3	6	12	1	-
209 CASTLEBEECH,	343	203	8	1	-	1	1	11	4	3	14	3	9	13	7	21	19	31	50	16	2
210 ROSCOMMON,	133	106	3	-	1	-	-	4	1	-	3	-	6	5	4	12	8	29	24	6	4
211 STROKESTOWN,	110	121	7	1	1	1	-	10	1	3	1	2	12	8	9	9	7	19	28	11	1
35. Sligo Co.																					
212 BOYLE, part of,	108	79	4	2	-	-	1	7	-	-	1	4	2	2	2	9	9	16	19	7	1
213 DROMORE WEST,	117	98	8	2	2	-	-	12	2	-	1	3	5	4	7	7	7	17	25	5	3
214 SLIGO, ..	389	266	23	6	3	-	1	33	4	3	12	5	18	21	25	21	17	33	55	18	1
215 TOBERCUREY, ..	190	141	10	-	-	-	-	10	2	3	6	3	7	4	13	14	16	23	33	7	1

IRELAND.—DEATHS at different AGES registered in the Year 1912—in the SUPERINTENDENT REGISTRARS' DISTRICTS.—MALES.

Number or Numbers of Union in preceding Abstract.	SUPERINTENDENT REGISTRARS' DISTRICTS.	MALES.																				
		TOTAL BIRTHS.	TOTAL DEATHS.	AGES AT DEATH.																		
				Under 1 year.	1	2	3	4	Under 5 years.	5-	10-	15-	20-	25-	35-	45-	55-	65-	70-	75-	85-	85 and upwards
43	Abbeyleix, ..	157	127	15	2	1	2	-	20	1	2	3	3	4	11	6	12	10	14	31	9	1
122	Antrim, ..	335	226	27	6	2	1	1	37	3	4	8	7	11	12	19	37	17	25	29	17	-
32, 35	Ardee, ..	140	115	9	4	3	1	-	17	1	3	1	1	7	3	11	11	10	12	31	6	1
130	Armagh, ..	473	403	51	6	5	5	2	69	6	3	6	7	18	15	32	39	34	63	74	35	2
48, 205	Athlone, ..	267	206	18	5	8	2	1	34	4	-	6	9	13	16	11	20	14	23	35	21	-
11, 44	Athy, ..	283	182	25	6	2	2	-	35	5	-	2	4	12	13	11	11	18	30	34	6	1
136	Ballieborough, ..	164	127	8	2	-	-	-	10	5	2	2	3	6	6	7	11	11	17	37	9	1
197	Ballina, ..	256	158	15	4	2	2	1	24	1	-	3	6	7	5	13	15	7	22	44	11	-
182, 206	Ballinasloe, ..	199	173	13	2	4	1	-	20	2	1	3	5	13	16	20	16	14	23	31	8	1
198	Ballinrobe, ..	219	130	14	2	3	1	-	20	2	1	2	2	6	9	6	6	7	21	37	8	3
123	Ballycastle, ..	146	104	15	2	3	1	-	21	-	1	2	2	7	4	7	9	10	11	21	8	1
29, 49	Ballymahon, ..	113	100	6	1	-	-	-	7	-	2	2	2	6	6	2	12	11	10	32	6	2
124	Ballymena, ..	562	362	46	9	6	2	3	66	7	5	12	8	19	16	19	35	27	47	83	17	1
125	Ballymoney, ..	314	208	31	6	2	4	2	45	6	4	7	3	8	2	13	11	16	26	59	7	1
143, 161, 192	Ballyshannon, ..	205	159	19	4	-	-	-	23	5	2	3	1	9	8	10	11	8	33	34	12	-
63	Ballyvaghan, ..	40	20	2	1	-	1	-	4	-	-	1	3	-	2	1	-	1	3	3	2	-
4	Balrothery, ..	183	170	21	4	1	2	-	28	4	1	2	4	16	15	18	15	14	21	26	6	-
1, 12, 58	Baltinglass, ..	135	150	12	2	1	1	1	17	2	1	3	2	6	11	9	16	12	22	38	10	1
131, 153	Banbridge, ..	430	334	33	7	1	2	2	45	4	2	8	6	15	18	23	35	35	52	64	24	3
71	Bandon, ..	170	110	12	1	1	-	-	14	5	-	-	4	14	5	9	10	11	14	21	3	-
72	Bantry, ..	139	84	8	1	-	-	-	9	2	1	2	6	3	6	7	7	9	12	10	8	2
137, 193	Bawnboy, ..	174	99	8	1	-	1	-	10	2	2	2	-	7	5	6	8	5	13	28	9	2
126, 135, 154	Belfast, ..	5,834	3,669	829	297	131	60	29	1,346	84	64	112	134	215	311	360	405	192	238	178	29	1
199	Belmullet, ..	199	104	19	9	1	1	-	30	4	1	1	3	6	4	7	6	6	14	16	6	-
24, 103	Birr, ..	228	177	10	1	2	-	-	13	3	2	10	8	9	16	6	17	18	32	31	11	1
104	Borrisokane, ..	86	61	3	1	-	1	1	6	-	-	-	3	2	3	6	9	1	13	12	6	-
207, 212	Boyle, ..	276	181	12	3	3	2	1	21	1	3	3	5	5	8	12	14	21	21	47	20	-
89	Cahersiveen, ..	278	117	11	3	1	-	-	15	1	1	5	8	6	6	5	8	13	12	31	6	-
16, 108	Callan, ..	156	93	11	4	-	1	-	16	2	1	-	3	4	7	4	9	9	13	21	4	-
2, 45	Carlow, ..	369	261	27	4	4	1	1	37	4	4	9	10	18	20	25	31	16	35	39	13	-
170	Carrickmacross, ..	167	131	11	3	3	1	1	19	2	2	5	1	10	8	9	9	13	17	26	9	1
194, 208	Carrick-on-Shannon, ..	153	114	6	1	1	1	3	12	1	2	3	4	4	5	7	11	14	16	24	9	2
17, 109, 115	Carrick-on-Suir, ..	191	139	29	3	2	3	2	39	3	-	2	5	6	5	7	17	8	18	25	4	-
110	Cashel, ..	225	158	15	7	2	2	1	27	5	3	3	2	8	8	14	19	11	21	30	6	1
200	Castlebar, ..	256	200	18	1	4	2	1	21	4	7	5	12	10	9	12	15	16	28	45	12	4
132, 171	Castleblayney, ..	270	197	16	11	-	3	2	32	6	2	5	3	4	10	7	27	16	36	35	13	1
18	Castlecomer, ..	124	94	14	3	3	4	2	26	1	-	1	1	3	7	7	11	4	10	18	5	-
175	Castlederg, ..	123	89	10	3	3	-	1	17	2	-	3	2	6	9	4	4	4	15	16	7	-
209	Castlereagh, ..	314	197	12	4	1	-	1	18	4	1	8	3	13	11	6	28	19	26	46	14	-
73	Castletown, ..	148	57	7	1	-	1	-	9	2	2	1	5	4	2	3	2	4	8	8	6	1
138	Cavan, ..	349	235	18	2	1	1	3	25	3	1	2	5	17	14	16	20	24	35	52	19	2
5, 13	Celbridge, ..	157	109	17	3	1	2	1	24	4	4	3	1	6	9	12	13	9	14	8	2	-
201	Claremorris, ..	298	170	18	5	3	1	1	28	3	1	4	4	11	8	11	14	14	20	37	13	2
183	Clifden, ..	208	103	4	-	-	1	1	6	1	2	5	4	6	5	5	12	6	9	22	16	4
111	Clogheen, ..	166	122	18	-	1	-	1	20	1	1	1	4	8	10	8	13	3	22	25	6	-

IRELAND.—DEATHS at different AGES registered in the year 1912—in the SUPERINTENDENT REGISTRARS' DISTRICTS.—FEMALES.

Number or Numbers of Union in preceding Abstract.	SUPERINTENDENT REGISTRARS' DISTRICTS.	FEMALES.																				
		TOTAL BIRTHS.	TOTAL DEATHS.	AGES AT DEATH.																		
				Under 1 year.	1	2	3	4	Under 5 years.	5-	10-	15-	20-	25-	35-	45-	55-	65-	70-	75-	85-	85 and upwards.
43	Abbeyleix, ..	178	124	10	2	-	1	-	13	2	3	3	2	10	5	5	17	15	19	21	8	1
122	Antrim, ..	332	269	24	4	5	1	-	34	4	2	13	11	26	31	21	24	28	28	38	11	3
32, 35	Ardee, ..	141	82	9	2	-	-	-	11	2	-	3	3	3	5	2	5	11	16	14	7	-
130	Armagh, ..	469	415	30	10	3	1	1	45	4	2	8	6	26	31	32	49	24	83	81	24	-
48, 205	Athlone, ..	269	177	21	11	3	5	1	41	3	3	8	8	7	10	6	15	11	23	28	11	3
11, 44	Athy, ..	254	124	13	4	1	1	1	20	4	1	4	3	9	7	9	12	9	15	23	8	-
136	Ballieborough, ..	157	129	10	2	2	1	-	15	6	-	2	5	2	3	8	12	8	23	30	12	3
197	Ballina, ..	297	144	14	2	2	2	-	20	1	2	4	7	9	5	10	11	6	23	39	6	1
182, 206	Ballinasloe, ..	181	143	8	2	-	3	2	15	3	5	5	4	16	10	14	12	13	12	28	5	1
198	Ballinrobe, ..	216	149	8	-	1	2	1	12	3	2	5	3	7	14	9	12	6	23	43	10	-
123	Ballycastle, ..	110	96	8	3	2	-	-	13	3	1	2	1	4	7	7	6	3	18	24	7	-
29, 49	Ballymahon, ..	102	92	9	1	1	1	-	12	2	2	-	2	9	7	5	7	8	10	21	7	-
124	Ballymena, ..	521	389	37	9	3	3	2	54	9	10	12	9	19	31	25	37	32	49	70	27	5
125	Ballymoney, ..	301	230	7	4	2	3	4	20	3	4	7	4	9	22	16	16	20	44	43	22	-
143, 161, 192	Ballyshannon, ..	182	174	8	1	2	1	1	13	6	1	2	1	11	9	9	16	18	23	43	18	4
63	Ballyvaghan, ..	31	26	1	-	1	2	-	4	1	1	1	-	3	1	-	1	2	1	9	2	-
4	Balrothery, ..	184	167	14	2	2	-	3	21	2	1	6	5	6	6	19	30	18	18	24	11	-
1, 12, 58	Baltinglass, ..	142	106	11	2	1	-	1	15	2	1	3	1	4	8	15	7	8	14	21	5	2
131, 153	Banbridge, ..	429	341	19	2	2	1	3	27	7	7	13	10	26	32	28	40	31	56	49	11	4
71	Bandon, ..	188	102	11	-	1	-	-	12	1	2	3	5	6	7	11	8	8	11	22	6	-
72	Bantry, ..	135	60	3	1	-	-	1	5	-	-	3	2	6	4	4	4	3	6	15	8	-
137, 193	Bawnboy, ..	174	102	6	-	-	2	-	8	1	-	3	-	4	7	9	11	9	17	23	10	-
126, 135, 154	Belfast, ..	5,663	3,815	627	250	110	66	52	1,105	109	81	131	118	271	324	384	455	195	361	231	47	3
199	Belmullet, ..	188	92	12	2	1	1	-	16	2	2	2	4	11	4	8	5	5	14	15	4	-
24, 103	Birr, ..	225	163	17	4	-	1	1	23	3	3	5	3	9	12	7	17	15	25	30	7	4
104	Borrisokane, ..	78	60	3	2	-	1	-	6	1	1	1	1	3	1	3	9	3	8	16	5	2
207, 212	Boyle, ..	246	188	7	2	-	-	1	10	3	2	7	9	9	7	8	14	18	31	50	18	2
89	Cahersiveen, ..	224	107	12	-	-	-	2	14	-	5	3	3	7	5	4	6	4	13	26	13	4
16, 108	Callan, ..	161	122	10	1	1	-	1	13	4	2	1	3	4	8	6	13	10	27	22	8	1
2, 45	Carlow, ..	335	279	18	9	3	2	2	34	6	3	4	7	13	21	15	43	23	46	51	9	4
170	Carrickmacross, ..	139	113	6	2	-	3	-	11	2	-	2	3	8	8	6	10	13	21	22	7	-
194, 208	Carrick-on-Shannon, ..	165	139	9	-	1	1	-	11	3	1	9	5	3	6	3	18	7	33	30	10	-
17, 109, 115	Carrick-on-Suir, ..	187	150	16	4	2	1	1	24	5	1	1	1	7	7	8	16	16	36	24	3	1
110	Cashel, ..	206	137	11	3	1	1	-	16	1	2	5	4	5	11	5	23	8	20	29	7	1
200	Castlebar, ..	291	183	8	4	3	1	1	17	4	2	7	3	18	12	13	21	11	30	36	9	-
132, 171	Castleblayney, ..	294	234	18	4	1	2	1	26	5	5	1	4	11	14	15	26	24	53	39	10	1
18	Castlecomer, ..	119	94	8	1	-	-	-	9	4	2	1	-	5	4	9	13	10	13	15	7	2
175	Castlederg, ..	125	70	5	-	1	1	-	7	2	-	1	2	5	2	5	5	4	11	21	5	-
209	Castlereagh, ..	343	203	8	1	-	1	1	11	4	3	14	3	9	13	7	21	19	31	50	16	2
73	Castletown, ..	129	65	7	1	1	-	1	10	-	1	1	1	2	6	1	6	4	11	14	7	1
138	Cavan, ..	355	269	22	4	2	3	4	35	1	4	8	5	9	13	11	26	20	45	62	30	-
5, 13	Celbridge, ..	130	97	14	3	-	2	-	19	2	2	-	4	4	6	5	12	11	15	12	2	3
201	Claremorris, ..	278	168	14	3	1	1	-	19	2	1	4	2	8	11	7	21	11	30	45	6	1
183	Clifden, ..	159	119	11	2	2	2	3	20	1	-	5	1	6	3	9	7	3	13	35	11	5
111	Clogheen, ..	141	112	15	2	2	-	-	19	5	2	-	5	5	5	6	10	10	18	22	5	-

IRELAND.—DEATHS at different AGES registered in the year 1912—in the SUPERINTENDENT REGISTRARS' DISTRICTS.—MALES—continued.

Number or Numbers of Union in preceding Abstract.	SUPERINTENDENT REGISTRARS' DISTRICTS.	MALES.																				
		TOTAL BIRTHS.	TOTAL DEATHS.	AGES AT DEATH.																		
				Under 1 year.	1	2	3	4	Under 5 years.	5-	10-	15-	20-	25-	35-	45-	55-	65-	70-	75-	85-	85 and upwards.
176	Clogher, ..	148	107	12	2	1	2	-	17	1	1	-	2	5	3	6	17	7	16	23	8	1
74	Clonakilty, ..	204	125	12	2	1	1	1	17	2	2	4	6	3	8	4	9	10	20	30	9	1
162, 172	Clones, ..	175	124	17	2	-	-	1	20	-	4	2	4	7	2	12	15	8	11	39	9	1
112, 116	Clonmel, ..	190	186	25	12	2	-	3	42	5	2	-	5	12	21	14	24	17	20	19	4	1
166	Coleraine, ..	355	269	37	7	2	2	4	52	3	2	8	9	13	14	20	23	25	42	45	11	2
177	Cookstown, ..	284	184	31	5	-	1	2	39	3	4	2	5	9	10	6	19	19	29	31	8	-
139, 173	Cootehill, ..	202	152	15	6	2	2	-	25	-	-	1	7	6	10	9	15	16	17	31	13	2
75	Cork, ..	1,593	1,197	182	37	21	15	3	258	24	24	38	36	101	116	127	159	101	108	93	11	1
64	Corrofin, ..	48	34	6	1	-	-	-	7	-	-	-	-	2	5	1	-	3	5	6	5	-
95	Croom, ..	118	87	17	3	1	-	-	21	3	-	1	1	7	4	4	9	7	8	12	10	-
50	Delvin, ..	82	55	6	-	-	1	1	8	1	1	-	1	2	4	6	6	6	10	5	5	-
90	Dingle, ..	229	92	13	4	-	1	1	19	2	2	3	3	5	10	6	4	6	6	18	6	2
144	Donegal, ..	211	164	14	3	1	2	-	20	1	2	4	2	5	10	12	15	15	22	44	10	2
155	Downpatrick, ..	435	319	36	8	3	6	1	54	9	3	9	9	14	26	25	42	20	40	53	15	-
33, 36	Drogheda, ..	268	178	25	3	-	1	3	32	2	4	1	3	8	10	10	25	10	31	38	4	-
213	Dromore, West, ..	132	77	2	-	-	-	1	3	-	1	1	5	3	6	4	5	8	11	20	10	-
6, 9	Dublin, North, ..	2,301	1,821	427	112	44	31	25	639	56	42	32	48	134	175	205	206	83	108	75	16	2
7, 10	Dublin, South, ..	2,912	2,547	497	180	74	46	30	827	79	43	57	80	176	273	292	297	138	133	124	25	3
34	Dundalk, ..	446	283	42	14	6	4	3	69	14	7	6	6	15	20	16	29	20	40	30	9	2
145	Dunfanaghy, ..	194	99	19	2	5	1	1	28	5	-	2	1	7	3	4	8	7	11	14	7	2
178	Dungannon, ..	326	272	34	5	3	2	-	44	2	2	3	6	13	18	18	38	26	54	35	12	1
117	Dungarvan, ..	144	111	17	-	1	1	1	20	-	2	1	4	6	4	5	7	7	19	28	7	1
76	Dunmanway, ..	150	92	5	2	1	-	-	8	2	2	1	2	2	8	8	3	12	14	26	3	1
37	Dunshaughlin, ..	87	66	4	1	2	-	1	8	3	1	2	2	4	7	4	6	7	10	8	3	1
14, 25, 38	Edenderry, ..	160	140	19	5	4	-	2	30	2	-	4	2	2	8	9	16	9	21	24	12	1
65	Ennis, ..	223	136	14	5	2	1	-	22	2	-	3	4	12	15	9	12	12	16	21	7	1
54	Enniscorthy, ..	331	258	25	5	6	1	1	38	7	1	6	6	13	17	23	35	18	40	45	7	2
140, 163	Enniskillen, ..	301	206	19	1	-	-	1	21	7	1	3	8	12	6	15	28	28	23	40	13	1
66	Ennistimon, ..	151	120	6	1	2	-	1	10	1	-	4	5	8	5	9	11	8	13	31	14	1
77	Fermoy, ..	262	158	22	1	2	1	-	26	3	2	3	4	10	13	17	13	9	19	33	5	1
184	Galway, ..	427	267	34	6	1	2	4	47	4	4	10	9	14	14	24	27	15	37	51	10	1
185	Glennamaddy, ..	158	100	6	1	-	1	-	8	1	-	1	3	10	6	9	6	11	17	22	5	1
146	Glenties, ..	346	182	13	4	3	-	1	21	9	3	4	5	13	10	8	11	17	22	36	20	3
55	Gorey, ..	151	121	8	5	2	-	2	17	1	1	1	3	8	8	3	11	11	16	32	9	-
186	Gort, ..	140	72	5	2	1	1	-	9	-	-	-	4	3	3	3	8	3	6	21	10	2
30, 51, 141	Granard, ..	222	156	13	-	4	-	1	18	2	4	-	3	4	10	8	20	14	26	32	13	2
147	Inishowen, ..	338	232	29	2	6	2	2	41	6	4	-	6	8	7	14	17	25	36	50	17	1
164, 179	Irvinestown, ..	135	122	7	-	1	-	1	9	3	1	3	2	1	5	10	12	7	20	40	8	1
78	Kanturk, ..	280	145	20	3	2	1	-	26	5	3	6	6	7	6	3	7	12	13	39	12	-
39	Kells, ..	142	100	5	1	1	1	1	9	2	1	-	3	6	3	7	10	10	17	27	4	1
91	Kenmare, ..	144	64	5	3	2	-	2	12	2	-	6	1	3	4	-	4	5	5	15	6	1
156	Kilkeel, ..	203	126	9	-	-	1	2	12	4	-	3	6	6	6	10	16	10	22	22	9	-
19	Kilkenny, ..	237	223	24	10	3	4	1	42	3	3	8	5	11	13	23	22	22	41	21	8	1
67	Killadysert, ..	91	68	8	1	1	-	1	11	1	-	1	2	7	1	8	3	2	8	17	5	2
202	Killalea, ..	87	66	10	-	-	-	-	10	-	1	2	2	6	2	5	7	3	8	15	5	-

Deaths at Different Ages, 1912.

IRELAND.—DEATHS at different AGES registered in the year 1912—in the SUPERINTENDENT REGISTRARS' DISTRICTS.—FEMALES—continued.

Number or Numbers of Union in preceding Abstract.	SUPERINTENDENT REGISTRARS' DISTRICTS.	FEMALES.																				
		TOTAL BIRTHS.	TOTAL DEATHS.	AGES AT DEATH.																		
				Under 1 year.	1	2	3	4	Under 5 years.	5-	10-	15-	20-	25-	35-	45-	55-	65	70-	75-	85-	86 and upwards.
176	Clogher, ..	146	113	6	1	1	-	1	9	2	-	1	7	8	10	20	8	6	15	18	8	1
74	Clonakilty, ..	181	148	15	4	2	2	-	23	4	3	2	-	8	13	6	12	18	13	49	6	-
162, 172	Clones, ..	164	117	10	1	2	-	-	13	2	2	1	3	7	9	5	12	10	23	28	2	-
112, 116	Clonmel, ..	202	189	22	6	3	5	-	36	4	3	3	3	13	15	18	31	8	26	22	6	1
186	Coleraine, ..	314	264	13	5	1	1	1	21	5	3	9	6	12	16	15	31	26	60	43	15	2
177	Cookstown, ..	258	202	26	3	4	1	1	35	3	4	5	6	12	8	13	31	12	28	33	11	1
139, 173	Cooteshill, ..	194	152	8	2	-	-	-	10	1	-	1	1	4	7	8	21	17	33	33	16	-
75	Cork, ..	1,521	1,251	193	39	17	9	8	206	26	25	35	40	109	109	112	182	95	154	129	24	5
64	Corrofin, ..	41	24	1	-	1	-	-	2	-	-	-	1	5	1	-	5	2	1	3	4	-
95	Croom, ..	103	83	9	1	1	-	-	11	1	2	1	2	3	5	1	8	10	20	11	7	1
50	Delvin, ..	62	58	3	2	1	-	-	6	1	-	2	1	4	5	1	7	5	8	15	2	1
90	Dingle, ..	196	85	9	3	4	1	-	17	-	4	3	1	10	2	11	6	-	13	13	4	1
144	Donegal, ..	207	186	10	3	3	2	1	19	4	3	6	5	14	9	11	13	18	28	41	12	3
155	Downpatrick, ..	443	374	33	7	-	2	2	44	5	2	15	8	26	24	33	45	35	46	69	21	1
33, 36	Drogheda, ..	282	181	18	4	1	1	1	25	3	4	5	5	12	13	17	26	11	35	18	6	1
213	Dromore, West, ..	117	98	8	2	2	-	-	12	2	-	1	3	5	4	7	7	7	17	25	5	3
6, 9	Dublin, North, ..	2,794	1,860	316	135	58	30	18	557	50	32	38	48	133	137	179	221	114	164	153	34	-
7, 10	Dublin, South, ..	2,746	2,518	346	151	95	43	38	673	84	54	69	81	176	195	224	296	160	218	208	71	9
34	Dundalk, ..	397	277	26	11	7	7	3	54	12	2	4	10	18	27	12	33	18	40	35	10	2
145	Dunfanaghy, ..	197	109	10	-	2	2	-	14	2	2	1	5	0	6	8	12	4	11	21	10	4
178	Dungannon, ..	270	274	21	6	6	3	1	37	4	1	7	6	7	17	22	42	17	69	33	11	1
117	Dungarvan, ..	159	111	15	2	-	1	-	18	4	-	4	3	11	8	2	8	10	15	23	4	1
76	Dunmanway, ..	149	60	8	-	-	-	-	8	1	3	-	2	1	5	4	3	2	8	18	5	-
37	Dunshaughlin, ..	68	62	5	2	1	-	1	9	3	3	-	4	2	3	4	8	4	7	10	3	2
14, 25, 38	Edenderry, ..	149	126	14	4	1	-	1	20	4	1	4	2	6	9	5	11	14	20	23	5	2
65	Ennis, ..	190	149	14	3	-	-	-	17	2	6	3	5	13	9	13	18	10	14	28	9	2
54	Enniscorthy, ..	344	270	23	6	6	1	2	38	4	1	10	9	14	20	23	36	15	36	43	20	1
140, 163	Enniskillen, ..	301	229	9	3	2	1	1	16	7	5	3	9	15	13	14	30	29	32	34	18	4
66	Ennistimon, ..	164	90	6	3	1	1	2	13	1	-	-	5	7	6	7	8	5	8	17	10	3
77	Fermoy, ..	246	149	18	3	-	2	-	23	1	3	5	7	9	9	11	14	12	21	26	7	1
184	Galway, ..	426	253	21	7	5	3	2	38	3	7	7	8	21	16	14	27	21	44	37	7	3
185	Glennamaddy, ..	168	88	11	-	-	1	1	13	1	2	2	-	3	5	8	7	6	20	16	5	-
146	Glenties, ..	400	263	17	4	3	-	5	29	8	4	3	12	20	13	9	15	24	37	54	30	5
55	Gorey, ..	178	132	8	3	4	1	1	17	1	-	5	6	11	3	8	10	10	23	33	5	-
186	Gort, ..	125	65	5	-	-	-	-	5	-	1	1	1	2	4	7	7	4	12	15	5	1
30, 51, 141	Granard, ..	211	167	12	2	3	-	-	17	2	4	3	4	9	9	11	13	17	35	26	16	1
147	Inishowen, ..	312	224	29	4	8	3	1	45	13	2	4	6	11	7	12	15	19	32	47	11	-
164, 179	Irvinestown, ..	131	125	10	2	4	-	1	17	2	1	3	4	6	6	6	8	11	29	22	8	2
78	Kanturk, ..	269	175	17	5	1	1	-	24	3	1	2	6	9	13	10	20	12	19	38	17	1
39	Kells, ..	134	74	4	1	-	2	1	8	-	-	1	-	5	5	4	7	8	10	22	4	-
91	Kenmare, ..	146	56	1	2	2	1	-	6	-	4	2	2	1	2	3	4	3	3	17	7	2
156	Kilkeel, ..	197	160	7	4	3	-	1	15	6	-	-	6	11	6	15	17	9	33	31	9	2
19	Kilkenny, ..	220	190	9	1	2	3	-	15	6	3	9	3	17	13	11	23	21	35	28	6	-
67	Killadysert, ..	89	53	5	1	-	-	1	7	-	-	1	2	3	3	3	4	4	10	12	3	1
202	Killala, ..	77	60	5	1	4	-	-	10	-	1	1	-	4	2	5	5	2	5	17	7	1

IRELAND.—DEATHS at different AGES registered in the year 1912—in the SUPERINTENDENT REGISTRARS' DISTRICTS.—MALES—continued.

Number or Numbers of Union in preceding Abstract.	SUPERINTENDENT REGISTRARS' DISTRICTS.	MALES.																				
		TOTAL BIRTHS.	TOTAL DEATHS.	AGES AT DEATH.																		
				Under 1 year.	1	2	3	4	Under 5 years.	5-	10-	15-	20-	25-	35-	45-	55-	65-	70-	75-	85-	86 and upwards.
92	Killarney, ..	429	257	28	2	2	2	2	36	3	3	7	13	23	17	18	26	23	21	51	13	3
118	Kilmacthomas, ..	71	42	2	-	-	-	-	2	2	-	-	2	3	3	5	4	3	3	11	4	-
79, 96	Kilmallock, ..	343	233	35	5	3	1	1	45	1	1	2	4	17	11	18	26	17	30	55	6	-
68	Kilrush, ..	253	191	17	3	-	2	1	23	3	2	9	6	8	7	15	18	14	20	41	25	-
80	Kinsale, ..	146	116	9	-	2	-	-	11	-	-	4	6	5	12	12	12	13	12	17	12	-
127	Larne, ..	447	256	43	10	2	7	2	64	8	4	11	5	8	11	11	25	27	31	41	10	-
148	Letterkenny, ..	123	110	10	1	1	-	2	14	1	1	2	2	3	6	8	11	11	11	34	4	2
167	Limavady, ..	222	144	20	3	1	2	-	26	3	1	2	5	9	6	7	19	14	23	18	8	3
69, 97	Limerick, ..	792	620	121	61	27	10	14	233	10	5	7	15	32	63	60	51	36	49	43	14	2
123, 157	Lisburn, ..	501	414	57	18	14	6	4	99	12	11	10	6	24	24	32	42	38	56	45	11	4
119	Lismore, ..	118	118	8	1	1	1	1	12	1	4	4	1	4	8	11	10	12	20	23	8	-
165	Lisnaakea, ..	167	122	9	-	2	1	1	13	1	2	3	2	8	3	7	16	9	13	31	11	3
93, 98	Listowel, ..	434	255	39	2	3	1	1	46	-	4	6	7	17	20	16	23	20	31	49	13	3
149, 168	Londonderry, ..	782	442	55	12	3	4	3	77	9	5	13	14	24	33	35	61	44	60	50	15	2
31	Longford, ..	219	171	19	5	1	-	-	25	1	2	4	3	7	7	14	20	16	20	37	14	1
187	Loughrea, ..	225	133	15	1	-	-	2	18	2	1	1	5	7	12	13	8	7	20	26	10	3
129, 133, 158	Lurgan, ..	666	432	64	19	11	8	3	105	14	5	15	9	20	16	26	49	43	60	57	13	-
81	Macroom, ..	249	135	11	-	3	1	2	17	1	1	5	1	14	8	4	14	10	18	30	10	2
169	Magherafelt, ..	388	313	26	3	1	4	1	35	1	4	13	9	10	10	23	32	33	69	53	18	3
82	Mallow, ..	248	153	17	5	2	1	1	26	1	1	4	4	14	16	6	13	16	15	27	10	-
195	Manorhamilton, ..	204	111	9	-	-	-	1	10	-	1	3	4	3	2	10	7	12	16	31	9	3
83	Middleton, ..	200	138	7	4	1	4	3	19	5	2	3	3	7	10	13	16	8	15	31	5	1
150	Millford, ..	204	165	18	3	3	2	1	27	2	4	6	3	7	6	6	19	10	20	42	13	-
84	Millstreet, ..	148	70	5	1	3	-	-	9	-	1	1	2	1	5	3	6	7	8	14	12	1
85, 99	Mitchelstown, ..	163	115	14	1	2	-	2	19	2	-	1	1	8	5	9	9	18	12	17	13	1
196	Mohill, ..	184	148	12	1	-	-	1	14	1	1	2	5	12	13	10	10	16	27	23	11	3
174	Monaghan, ..	260	268	16	7	2	1	2	28	1	2	7	12	12	13	18	34	30	47	47	15	2
188	Mount Bellew, ..	162	98	7	2	-	-	4	13	-	1	2	5	8	4	12	9	10	12	16	6	-
26, 46	Mountmellick, ..	300	267	23	-	6	2	1	32	6	6	2	7	12	23	18	37	18	34	52	18	2
52	Mullingar, ..	308	222	28	2	3	-	3	36	5	2	2	5	8	9	16	28	23	30	47	11	-
15, 59	Nasa, ..	419	253	43	9	2	2	-	56	4	3	5	10	22	16	17	21	24	28	37	6	4
40	Navan, ..	169	128	15	5	1	-	1	22	2	-	6	3	10	10	6	13	14	18	17	7	-
105	Nenagh, ..	238	167	16	2	5	1	1	25	2	-	4	5	13	7	11	23	12	18	41	6	-
100	Newcastle, ..	312	174	29	2	5	2	3	41	4	4	2	2	6	9	9	11	8	25	37	12	4
3, 20, 56	New Ross, ..	311	271	39	10	8	2	3	62	6	3	7	2	11	14	13	28	24	32	58	10	1
134, 159	Newry, ..	554	404	50	10	7	5	1	73	8	9	9	16	25	31	27	48	28	50	56	20	4
160	Newtownards, ..	553	319	56	11	7	3	1	73	6	3	9	10	15	18	28	32	25	43	35	16	1
41, 142	Oldcastle, ..	160	129	13	4	2	-	-	19	2	-	1	3	7	5	6	17	7	15	39	7	1
180	Omagh, ..	411	381	32	2	-	3	2	39	4	3	12	12	19	23	31	43	40	68	66	17	4
189	Oughterard, ..	194	105	13	2	2	2	-	19	1	1	3	4	7	3	7	11	9	4	28	8	-
190	Portumna, ..	106	82	4	1	-	-	-	5	1	2	3	-	7	5	4	11	7	7	20	9	1
8, 60	Rathdown, ..	547	428	70	36	7	9	7	129	11	6	12	12	21	24	42	45	29	43	44	10	-
61	Rathdrum, ..	303	219	19	10	4	4	3	40	8	4	9	4	15	13	12	27	13	25	38	10	1
101	Rathkeale, ..	159	119	13	3	2	-	1	19	2	3	2	2	9	4	7	8	3	21	25	10	4
210	Rosemount, ..	144	118	6	-	1	1	1	9	4	-	3	4	3	9	12	9	9	19	23	11	3

IRELAND.—DEATHS at different AGES registered in the year 1912— in the SUPERINTENDENT REGISTRARS' DISTRICTS.— FEMALE—continued.

Number or Numbers of Union in preceding Abstract.	SUPERINTENDENT REGISTRARS' DISTRICTS.	FEMALES.																				
		TOTAL BIRTHS.	TOTAL DEATHS.	AGES AT DEATH.																85 and upwards.		
				Under 1 year.	1	2	3	4	Under 5 years.	5	10	15	20	25	35	45	55	65	70		75	85
92	Killarney, ..	391	221	25	2	3	1	-	32	4	3	8	9	15	17	13	19	16	20	50	9	6
118	Kilmacthomas, ..	71	65	9	-	3	1	-	13	2	-	1	-	4	1	4	5	4	8	17	5	1
79, 96	Kilmallock, ..	296	193	25	3	-	-	2	30	5	1	6	2	11	8	8	23	20	29	32	18	-
68	Kilrush, ..	252	183	14	3	3	1	1	22	-	7	6	7	10	4	7	13	3	23	54	25	2
80	Kinsale, ..	129	108	8	-	1	-	1	10	2	-	2	2	5	4	8	14	12	19	22	7	1
127	Larne, ..	403	268	23	6	1	-	3	33	7	7	6	9	21	22	19	33	18	27	53	12	1
148	Letterkenny, ..	116	106	6	-	1	1	1	9	2	1	3	3	12	9	6	9	6	20	21	5	-
167	Lisavady, ..	228	154	13	5	2	3	-	23	4	3	3	1	7	7	11	8	9	29	34	11	4
69, 97	Limerick, ..	788	661	91	48	28	19	11	197	22	13	18	16	41	43	41	89	24	62	72	21	2
128, 157	Lisburn, ..	471	385	42	11	5	6	8	72	14	6	18	12	21	24	26	44	21	58	48	16	5
119	Lisamore, ..	111	108	9	2	1	1	-	13	1	-	1	2	12	6	6	15	10	13	22	7	-
165	Lisnakea, ..	150	128	8	-	-	-	-	8	2	2	-	4	9	5	7	15	16	20	25	13	2
93, 98	Listowel, ..	401	254	37	5	3	2	2	49	6	8	10	4	15	16	16	10	18	30	47	25	1
149, 168	Londonderry, ..	732	542	50	16	6	3	1	76	16	10	21	20	55	37	49	69	40	75	48	20	6
31	Longford, ..	222	162	12	1	2	2	2	19	4	-	6	2	11	8	13	19	15	26	23	14	2
187	Loughrea, ..	219	115	9	2	1	1	3	16	2	1	1	4	3	10	6	8	5	15	33	11	-
129, 133, 158	Lurgan, ..	622	515	61	18	8	6	2	95	11	12	20	11	31	43	42	70	27	79	53	19	2
81	Macroom, ..	228	126	5	1	2	1	-	9	4	3	4	1	10	10	9	11	9	22	20	11	3
169	Magherafelt, ..	344	335	27	4	2	-	1	34	3	7	8	7	20	15	21	32	30	70	63	23	2
82	Mallow, ..	239	144	24	1	2	1	1	29	4	1	3	4	11	10	9	14	16	24	18	-	1
195	Manorhamilton, ..	204	127	6	-	-	2	1	9	2	1	3	3	7	9	7	9	9	22	37	8	1
93	Middleton, ..	196	130	7	4	1	-	1	13	7	3	6	3	8	10	9	11	11	20	24	5	-
150	Millford, ..	181	132	6	5	2	1	1	15	1	1	3	5	11	3	13	15	6	18	31	7	3
84	Millstreet, ..	114	74	4	2	1	-	-	7	2	-	2	1	7	4	6	2	10	11	14	7	1
85, 99	Mitchelstown, ..	148	107	7	2	3	2	-	14	3	3	1	3	9	7	3	12	12	11	26	3	-
196	Mohill, ..	177	129	8	2	1	2	-	13	6	1	2	2	3	12	6	13	11	20	32	7	1
174	Monaghan, ..	245	275	12	8	7	3	1	31	4	3	7	10	18	21	23	32	34	39	35	16	2
188	Mount Bellew, ..	147	83	4	2	-	-	-	6	3	2	2	1	6	8	4	2	9	10	23	6	1
26, 46	Mountmellick, ..	264	251	15	4	4	2	3	28	6	8	3	5	13	16	18	35	22	42	37	18	-
52	Mullingar, ..	257	217	17	1	-	2	2	22	3	3	5	8	19	21	15	18	19	25	42	15	2
15, 59	Naas, ..	417	267	45	8	5	2	2	62	9	8	4	10	18	18	18	17	22	24	35	12	-
40	Navan, ..	141	111	14	1	2	1	4	22	1	2	4	4	3	8	7	14	11	17	17	1	-
105	Nenagh, ..	218	157	15	4	2	3	-	24	5	3	4	4	8	9	6	22	9	25	27	8	3
100	Newcastle, ..	289	191	24	2	2	-	3	31	5	3	6	3	6	14	6	18	11	20	49	16	3
3, 20, 56	New Ross, ..	285	275	27	10	3	-	1	41	3	7	8	7	21	17	13	35	17	43	48	14	1
184, 159	Newry, ..	537	479	49	22	5	1	3	80	8	7	12	9	30	20	35	67	35	85	65	22	4
160	Newtownards, ..	517	395	34	11	2	1	2	50	9	7	14	20	28	31	33	35	24	59	61	21	3
41, 142	Oldcastle, ..	136	112	9	1	1	-	1	12	2	2	2	3	6	3	4	13	13	18	23	10	1
180	Omagh, ..	399	359	25	4	2	1	1	33	2	2	5	6	18	33	28	39	45	64	63	19	2
189	Oughterard, ..	206	100	17	2	1	2	1	23	3	-	5	4	2	3	2	5	5	15	22	6	5
190	Portumna, ..	102	69	4	1	1	-	-	6	1	-	3	-	4	4	7	5	3	13	15	8	-
8, 60	Rathdown, ..	497	448	48	13	9	10	3	83	10	10	7	10	27	24	35	64	29	55	72	21	1
61	Rathdrum, ..	257	202	21	6	8	4	4	43	8	4	4	5	9	13	9	26	17	25	32	4	3
101	Rathkeale, ..	132	122	13	2	1	-	-	16	2	-	3	2	6	6	4	10	10	17	33	11	2
210	Roscommon, ..	133	106	3	-	1	-	-	4	1	-	3	-	6	5	4	12	8	29	24	6	4

IRELAND.—DEATHS at different AGES registered in the year 1912—in the SUPERINTENDENT REGISTRARS' DISTRICTS.—MALES—*continued.*

Number or Numbers of Union in preceding Abstract.	SUPERINTENDENT REGISTRARS' DISTRICTS.	MALES.																				
		TOTAL BIRTHS.	TOTAL DEATHS.	AGES AT DEATH.																	85- 86 and upwards.	
				Under 1 year.	1	2	3	4	Under 5 years.	5-	10-	15-	20-	25-	35-	45-	55-	65-	70-	75-		
27, 47, 106	Roscrea, ..	151	130	6	4	-	1	2	13	2	2	3	5	5	9	7	10	9	21	27	12	5
70	Scarriff, ..	208	151	14	1	-	-	2	17	-	1	3	5	14	6	9	15	10	14	37	15	5
62	Shillelagh, ..	96	71	8	1	1	-	-	10	-	-	-	1	5	5	4	10	4	9	17	6	-
86	Skibbereen, ..	241	158	17	-	2	-	-	19	4	4	5	7	8	14	9	17	8	19	29	14	1
87	Skull, ..	82	59	4	-	2	-	-	6	1	-	1	5	4	4	2	2	5	8	15	5	1
214	Sligo, ..	423	310	30	3	4	2	3	42	5	5	8	19	20	26	25	28	24	29	56	19	4
151, 181	Strabane, ..	421	261	33	4	3	1	1	42	3	1	4	8	10	15	15	30	26	45	45	15	2
152	Stranorlar, ..	174	104	16	1	1	-	-	18	1	-	3	4	2	4	4	6	7	18	25	11	1
211	Strokestown, ..	119	124	6	-	-	-	-	6	2	1	3	2	6	11	10	10	9	19	36	6	3
208	Swineford, ..	595	278	42	8	7	2	1	60	5	4	10	7	17	9	9	23	24	35	54	21	-
21	Thomastown, ..	134	113	12	4	4	3	1	24	4	2	-	5	6	2	6	9	9	17	26	2	1
107	Thurles, ..	251	174	17	5	4	1	1	28	10	2	1	3	12	8	11	21	10	19	32	15	2
102, 113	Tipperary, ..	357	271	46	6	3	7	1	63	9	1	7	6	10	18	20	26	18	38	44	9	2
215	Tobercurry, ..	206	114	15	-	2	-	-	17	1	4	1	4	4	10	4	5	9	14	36	3	2
94	Tralee, ..	530	261	32	10	4	1	-	47	5	4	6	7	20	23	14	29	20	26	37	21	2
42	Trim, ..	152	131	9	2	2	-	-	13	1	1	4	6	10	7	10	14	10	24	23	8	-
191	Tuam, ..	295	196	13	3	2	2	-	20	3	3	4	6	8	12	6	17	15	31	47	21	3
26, 53	Tullamore, ..	227	173	15	6	-	-	1	22	4	4	9	4	12	9	8	17	10	31	32	10	1
22, 114	Uringford, ..	103	64	7	2	-	-	-	9	-	-	1	-	7	-	2	7	6	8	15	8	1
23, 120	Waterford, ..	585	433	75	8	3	2	2	90	3	4	13	14	31	39	36	61	38	49	50	5	-
204	Westport, ..	416	226	36	5	4	2	1	48	3	2	6	9	10	10	9	15	17	28	42	24	3
57	Wexford, ..	350	277	33	9	2	4	-	48	7	2	8	8	17	12	14	29	13	48	56	14	1
88, 121	Youghal, ..	138	123	9	2	-	-	1	12	1	-	3	5	9	16	16	8	10	10	25	7	1

Deaths at Different Ages, 1912.

IRELAND.—DEATHS at different AGES registered in the year 1912—in the SUPERINTENDENT REGISTRARS' DISTRICTS.—FEMALES—continued.

Number or Numbers of Union in preceding Abstract.	SUPERINTENDENT REGISTRARS' DISTRICTS.	FEMALES.																				
		TOTAL BIRTHS.	TOTAL DEATHS.	AGES AT DEATH.																		
				Under 1 year.	1	2	3	4	Under 5 years.	5-	10-	15-	20-	25-	35-	45-	55-	65-	70-	75-	85-	85 and upwards.
27, 47, 106	Roscrea, ..	157	138	5	5	1	1	-	12	6	1	1	2	9	13	1	14	11	22	31	13	2
70	Scarriff, ..	157	112	7	1	-	-	1	9	3	2	3	-	8	8	9	6	3	20	31	6	4
62	Shillelagh, ..	73	52	4	2	-	1	1	8	-	1	1	-	-	4	3	4	3	8	14	6	-
86	Skibbereen, ..	228	150	11	2	1	1	1	16	4	-	1	5	3	12	13	7	11	19	40	16	3
87	Skull, ..	77	63	5	-	-	-	-	5	1	-	1	1	2	5	6	3	4	8	21	6	-
214	Sligo, ..	389	266	23	6	3	-	1	33	4	3	12	5	18	21	25	21	17	33	55	18	1
151, 181	Strabane, ..	416	291	20	5	3	-	1	29	2	5	2	6	26	23	23	20	29	53	53	16	4
152	Stranorlar, ..	141	110	9	2	-	-	-	11	2	-	2	3	6	4	9	7	13	17	22	12	2
211	Strokestown, ..	110	121	7	1	1	1	-	10	1	3	1	2	12	8	9	9	7	19	28	11	1
203	Swineford, ..	556	245	19	5	1	1	5	31	11	7	8	3	14	17	13	18	22	31	56	12	2
21	Thomastown, ..	117	126	6	7	1	1	1	16	5	-	1	5	5	3	7	14	15	21	29	5	-
107	Thurles, ..	221	158	8	4	2	-	1	15	4	1	2	2	9	10	9	23	13	27	30	11	2
102, 113	Tipperary, ..	376	233	32	3	6	1	4	46	6	4	6	6	10	13	12	34	17	36	27	12	4
215	Tobercurry, ..	190	141	10	-	-	-	-	10	2	3	6	3	7	4	13	14	15	23	33	7	1
94	Tralee, ..	462	230	28	7	3	1	2	41	8	2	6	2	13	20	13	28	19	22	44	9	3
42	Trim, ..	139	102	12	2	1	1	2	18	1	1	2	-	7	4	7	14	9	18	19	2	-
191	Tuam, ..	336	183	10	3	3	2	1	19	4	2	4	6	9	4	6	12	14	35	54	13	1
28, 53	Tullamore, ..	213	172	7	2	2	-	2	13	1	-	6	11	9	9	14	20	14	33	36	5	1
22, 114	Ulingford, ..	90	66	2	-	1	-	1	4	1	1	2	2	6	1	1	14	5	13	10	5	1
23, 120	Waterford, ..	514	427	53	8	4	2	4	71	7	10	14	14	21	30	32	67	27	69	49	15	1
204	Westport, ..	386	230	19	6	4	1	1	31	2	5	6	9	20	10	11	13	16	31	53	21	2
57	Wexford, ..	391	264	24	7	1	1	2	35	8	10	7	13	16	13	15	24	19	41	50	13	-
88, 121	Youghal, ..	142	126	7	1	5	-	1	14	2	4	2	8	9	10	9	13	7	25	20	2	1

IRELAND.—CAUSES of DEATH at different Periods of Life in the Year 1912.—MALES.

CAUSES OF DEATH.	MALES.																						
	AGES AT DEATH.																						
	ALL AGES.	0-3 Months.	3-6 Months.	6-12 Months.	Total under 1 year.	1	2	3	4	Total under 5 years.	5	10-	15-	20-	25-	35-	45-	55-	65-	70-	75-	85-	95 and upwards.
TOTAL DEATHS (All Causes).	35,986	3,005	813	1,173	4,991	1,277	627	376	271	7,542	725	486	858	1,049	2,083	2,471	2,786	3,749	2,692	4,177	5,494	1,669	205
Enteric Fever, ..	110	-	-	-	-	-	-	2	-	2	3	7	19	16	25	17	11	7	1	1	1	-	-
Typhus, ..	18	-	-	-	-	-	-	-	-	-	-	-	2	1	4	1	1	4	4	1	-	-	-
Relapsing Fever, ..	-	-	-	-	-	-	-	-	-	-	-	-	-	-	-	-	-	-	-	-	-	-	-
Malta Fever, ..	-	-	-	-	-	-	-	-	-	-	-	-	-	-	-	-	-	-	-	-	-	-	-
Malaria, ..	3	-	-	-	-	-	-	-	-	-	-	-	-	-	1	1	-	-	-	1	-	-	-
Smallpox { Vaccinated, ..	-	-	-	-	-	-	-	-	-	-	-	-	-	-	-	-	-	-	-	-	-	-	-
{ Not Vaccinated, ..	-	-	-	-	-	-	-	-	-	-	-	-	-	-	-	-	-	-	-	-	-	-	-
{ Doubtful, ..	-	-	-	-	-	-	-	-	-	-	-	-	-	-	-	-	-	-	-	-	-	-	-
Measles, ..	429	3	9	96	108	160	72	30	25	395	26	3	4	-	1	-	-	-	-	-	-	-	-
Scarlet Fever, ..	147	1	-	3	4	12	27	23	16	82	45	9	4	1	4	2	-	-	-	-	-	-	-
Whooping-cough, ..	471	75	54	97	226	118	57	30	17	448	20	3	-	-	-	-	-	-	-	-	-	-	-
Diphtheria, ..	181	4	1	11	16	28	22	18	18	102	44	12	11	4	2	2	2	-	1	1	-	-	-
Membranous Laryngitis; Croup.	50	6	7	9	22	8	7	1	4	42	8	-	-	-	-	-	-	-	-	-	-	-	-
Influenza, ..	471	9	8	11	28	11	4	5	4	52	8	8	13	12	19	24	49	75	59	61	72	16	3
Asiatic Cholera, ..	-	-	-	-	-	-	-	-	-	-	-	-	-	-	-	-	-	-	-	-	-	-	-
Cholera Nostras, ..	1	-	-	-	-	-	-	-	-	-	-	-	1	-	-	-	-	-	-	-	-	-	-
Dysentery, ..	11	-	-	-	-	-	-	-	-	-	1	1	-	-	1	2	3	1	-	-	2	-	-
Plague, ..	-	-	-	-	-	-	-	-	-	-	-	-	-	-	-	-	-	-	-	-	-	-	-
Erysipelas, ..	29	3	-	-	3	-	1	1	1	6	1	1	-	-	3	5	1	2	3	4	3	-	-
Other Epidemic Diseases, ..	7	-	2	-	2	1	1	-	1	5	1	-	-	-	1	-	-	-	-	-	-	-	-
Pyæmia, ..	13	2	-	-	2	-	-	1	-	3	-	-	3	1	3	-	2	-	1	-	-	-	-
Septicæmia, ..	64	2	-	1	3	2	1	5	2	13	4	4	3	1	4	8	6	10	3	5	3	-	-
Vaccinia, ..	-	-	-	-	-	-	-	-	-	-	-	-	-	-	-	-	-	-	-	-	-	-	-
Glanders, ..	-	-	-	-	-	-	-	-	-	-	-	-	-	-	-	-	-	-	-	-	-	-	-
Anthrax, ..	-	-	-	-	-	-	-	-	-	-	-	-	-	-	-	-	-	-	-	-	-	-	-
Rabies, Hydrophobia, ..	-	-	-	-	-	-	-	-	-	-	-	-	-	-	-	-	-	-	-	-	-	-	-
Tetanus, ..	20	8	-	-	8	-	-	-	1	9	1	-	1	-	-	2	3	2	1	1	-	-	-
Mycosis (Actinomy-cosis) &c.	-	-	-	-	-	-	-	-	-	-	-	-	-	-	-	-	-	-	-	-	-	-	-
Beri-Beri, ..	1	-	-	-	-	-	-	-	-	-	-	-	-	-	-	1	-	-	-	-	-	-	-
Pulmonary Tuberculosis, ..	2,015	1	-	5	6	8	5	5	3	27	26	34	219	289	538	421	238	144	44	26	8	1	-
Phthisis, ..	1,422	-	3	3	6	4	2	5	1	18	8	27	135	228	380	317	167	85	33	20	4	-	-
Tuberculosis, not defined.	111	2	8	9	19	10	3	4	2	38	6	10	8	7	18	13	3	4	4	-	-	-	-
Acute Phthisis, ..	100	-	1	-	1	4	1	-	-	6	3	6	13	21	23	16	9	1	1	-	1	-	-
Acute Miliary Tuberculosis, ..	23	-	2	-	2	1	-	-	-	3	4	4	4	1	4	3	-	-	-	-	-	-	-
Tuberculous Meningitis, ..	347	6	16	37	59	48	26	26	16	175	65	38	23	18	16	9	3	-	-	-	-	-	-
Tubæ Mesenterica, ..	46	1	6	3	10	11	2	3	-	26	8	4	4	2	-	1	1	-	-	-	-	-	-
Tuberculous Peritonitis, ..	114	1	3	8	12	14	7	11	7	51	15	13	9	3	13	3	2	3	1	1	-	-	-
Tuberculous Enteritis, ..	54	-	2	6	8	7	1	3	3	22	2	4	3	2	6	4	8	3	-	-	-	-	-
Other Abdominal Tuberculosis, ..	20	1	1	1	3	1	1	1	-	6	-	3	-	1	2	3	2	1	1	1	-	-	-
Tuberculosis of the Vertebral Column, ..	55	-	-	-	-	-	2	2	-	4	6	12	5	4	14	4	3	3	-	-	-	-	-
Tuberculosis of the Joints, ..	68	-	-	-	-	-	2	1	-	3	8	9	9	12	8	6	7	3	2	-	1	-	-
Lupus, ..	5	-	-	-	-	-	-	-	-	-	-	1	-	-	1	-	-	-	-	2	1	-	-
Scrofula, ..	5	-	-	-	-	1	-	2	-	3	-	-	-	-	2	-	-	-	-	-	-	-	-
Tuberculosis of other Organs, ..	85	-	-	-	-	2	1	-	-	3	3	8	6	7	16	14	11	10	5	2	-	-	-
Disseminated Tuberculosis, ..	212	5	4	9	18	20	11	5	9	63	30	16	23	16	26	16	12	8	2	-	-	-	-
Ricket, Osteomalacia	34	2	1	5	8	16	2	1	3	30	2	1	-	-	1	-	-	-	-	-	-	-	-
Syphilis, ..	49	17	8	3	28	3	-	-	-	31	-	-	-	-	5	3	7	2	-	1	-	-	-
Other Venereal Diseases, ..	3	-	-	-	-	-	-	-	-	-	-	-	-	-	1	-	1	-	1	-	-	-	-

IRELAND.—CAUSES of DEATH at different Periods of Life in the Year 1912.— FEMALEs.

CAUSES OF DEATH.	FEMALES.																						
	AGES AT DEATH.																						
	ALL AGES.	0-3 Months.	3-6 Months.	6-12 Months.	Total under 1 year.	1	2	3	4	Total under 5 years.	5-	10-	15-	20-	25-	35-	45-	55-	65-	70-	75-	85-	85 and upwards.
TOTAL DEATHS (All Causes).	36,201	2,192	650	894	3,736	1,141	608	353	293	6,131	831	603	964	987	2,316	2,449	2,637	3,966	2,631	4,987	5,676	1,767	256
Enteric Fever, ..	122	-	-	-	-	-	-	2	1	3	8	9	21	17	31	17	12	3	1	-	-	-	-
Typhus, ..	16	-	-	-	-	-	-	-	-	-	1	1	1	1	3	5	1	3	-	-	-	-	-
Relapsing Fever, ..	-	-	-	-	-	-	-	-	-	-	-	-	-	-	-	-	-	-	-	-	-	-	-
Malta Fever, ..	-	-	-	-	-	-	-	-	-	-	-	-	-	-	-	-	-	-	-	-	-	-	-
Malaria, ..	1	-	-	-	-	-	-	-	-	-	-	-	-	-	-	1	-	-	-	-	-	-	-
Smallpox { Vaccinated, ..	-	-	-	-	-	-	-	-	-	-	-	-	-	-	-	-	-	-	-	-	-	-	-
Not Vaccinated, ..	-	-	-	-	-	-	-	-	-	-	-	-	-	-	-	-	-	-	-	-	-	-	-
Doubtful, ..	-	-	-	-	-	-	-	-	-	-	-	-	-	-	-	-	-	-	-	-	-	-	-
Measles ..	384	1	7	80	88	128	61	33	26	336	35	3	4	8	-	1	1	1	-	-	-	-	-
Scarlet Fever, ..	161	1	-	3	4	15	18	14	21	72	51	17	2	4	12	3	-	-	-	-	-	-	-
Whooping-cough, ..	574	63	56	114	233	154	73	44	28	532	38	4	-	-	-	-	-	-	-	-	-	-	-
Diphtheria, ..	170	-	1	12	13	19	17	19	22	90	54	15	4	2	1	-	1	3	-	-	-	-	-
Membranous Laryngitis: Croup.	35	4	5	5	14	8	6	1	1	30	5	-	-	-	-	-	-	-	-	-	-	-	-
Influenza, ..	554	12	6	5	23	7	5	1	3	39	6	8	10	9	27	19	39	88	77	107	102	20	3
Asiatic Cholera, ..	-	-	-	-	-	-	-	-	-	-	-	-	-	-	-	-	-	-	-	-	-	-	-
Cholera Nostras, ..	-	-	-	-	-	-	-	-	-	-	-	-	-	-	-	-	-	-	-	-	-	-	-
Dysentery, ..	14	-	-	1	1	-	-	-	-	1	-	-	-	-	1	1	2	5	3	-	1	-	-
Plague, ..	-	-	-	-	-	-	-	-	-	-	-	-	-	-	-	-	-	-	-	-	-	-	-
Erysipelas, ..	38	6	1	-	7	-	-	-	-	7	-	2	-	-	2	4	3	7	3	4	5	1	-
Other Epidemic Diseases	10	-	-	1	1	4	1	-	-	6	3	-	-	-	-	-	-	1	-	-	-	-	-
Pyæmia, ..	5	-	-	-	-	-	1	-	-	1	-	1	1	-	-	1	-	-	-	1	-	-	-
Septicæmia, ..	40	2	-	-	2	1	1	1	1	6	4	3	1	2	6	5	5	4	1	3	-	-	-
Vaccinia, ..	-	-	-	-	-	-	-	-	-	-	-	-	-	-	-	-	-	-	-	-	-	-	-
Glanders, ..	-	-	-	-	-	-	-	-	-	-	-	-	-	-	-	-	-	-	-	-	-	-	-
Anthrax, ..	2	-	-	-	-	-	-	-	-	-	-	-	-	-	-	-	-	2	-	-	-	-	-
Rabies, Hydrophobia,	-	-	-	-	-	-	-	-	-	-	-	-	-	-	-	-	-	-	-	-	-	-	-
Tetanus, ..	14	8	-	-	8	1	-	-	-	9	1	1	-	1	1	-	1	-	-	-	-	-	-
Mycosis (Actinomycosis) &c.	2	-	-	-	-	-	-	-	-	-	1	-	-	-	1	-	-	-	-	-	-	-	-
Beri-Beri, ..	-	-	-	-	-	-	-	-	-	-	-	-	-	-	-	-	-	-	-	-	-	-	-
Pulmonary Tuberculosis.	1,947	1	4	7	12	14	5	3	4	38	43	86	281	288	524	392	168	90	21	12	4	-	-
Phthisis, ..	1,604	1	-	2	3	4	1	2	1	11	21	80	222	228	456	290	177	78	27	8	6	-	-
Tuberculosis, not defined.	96	4	3	2	9	8	1	2	3	23	8	7	10	10	13	9	8	5	1	1	1	-	-
Acute Phthisis, ..	114	-	-	-	-	2	1	2	2	7	6	14	22	17	28	16	3	1	-	-	-	-	-
Acute Miliary Tuberculosis.	20	-	-	-	-	1	-	1	-	2	1	3	4	2	6	2	-	-	-	-	-	-	-
Tuberculous Meningitis.	290	4	15	15	3	39	26	17	15	131	60	37	29	15	11	4	3	-	-	-	-	-	-
Tuberculous Peritonitis.	131	-	2	4	6	9	9	7	4	35	16	15	16	8	19	13	4	3	-	-	-	-	-
Tuberculous Enteritis	47	4	3	4	11	4	2	2	-	19	3	2	6	1	4	6	2	3	1	-	-	-	-
Other Abdominal Tuberculosis.	31	-	1	1	2	3	-	-	2	7	3	3	3	4	3	4	2	1	1	-	-	-	-
Tuberculosis of the Vertebral Column.	62	-	-	1	1	-	-	3	-	4	6	9	4	7	17	8	4	3	-	-	-	-	-
Tuberculosis of the Joints.	49	-	-	-	-	1	1	-	-	2	4	9	6	5	7	7	2	4	3	-	-	-	-
Lupus, ..	7	-	-	-	-	-	-	-	-	-	1	-	-	-	1	1	1	-	2	-	1	-	-
Scrofula, ..	6	-	-	-	-	-	-	-	-	-	-	2	1	1	1	1	-	-	-	1	-	-	-
Tuberculosis of other Organs.	68	2	-	-	2	1	2	-	2	7	3	4	9	7	16	7	5	5	2	2	1	-	-
Disseminated Tuberculosis.	239	4	5	10	19	26	6	7	6	66	22	26	26	15	32	29	16	5	1	1	-	-	-
Rickets, Osteomalacia	30	-	2	2	4	8	7	5	-	24	4	-	-	-	2	-	-	-	-	-	-	-	-
Syphilis, ..	50	24	7	5	36	2	-	-	-	38	-	-	-	-	5	3	2	1	-	1	-	-	-
Other Venereal Diseases.	1	-	-	-	-	-	-	-	-	-	-	-	-	-	1	-	-	-	-	-	-	-	-

IRELAND.—CAUSES of DEATH at different Periods of Life in the Year 1912.—MALES—(continued).

CAUSES OF DEATH.	MALES.																						
	ALL AGES.	AGES AT DEATH.																					
		0-3 Months.	3-6 Months.	6-12 Months.	Total under 1 year.	1	2	3	4	Total under 5 years.	5	10-	15-	20-	25-	35-	45-	55-	65-	70-	75-	85-	85 and upwards.
Carcinoma,	651	-	-	-	-	-	-	-	-	-	-	-	2	1	9	45	100	192	92	109	84	15	2
Sarcoma,	89	-	1	-	1	-	1	1	-	3	2	3	4	2	5	25	7	20	8	4	6	-	-
Cancer, Malignant Disease (not otherwise defined)	1,028	-	-	-	-	-	-	2	-	2	-	-	4	15	53	169	271	185	189	127	13	-	-
Other Tumours (situation undefined).	7	-	-	-	-	-	2	-	-	2	-	-	2	-	-	-	-	1	1	1	-	-	-
Rheumatic Fever, Acute	82	-	-	1	1	-	-	1	1	3	5	8	8	13	7	15	10	7	2	3	-	1	-
Rheumatism.	30	-	-	-	-	-	-	-	-	-	-	-	-	-	1	1	5	7	7	9	-	-	-
Rheumatic Arthritis, ..	30	-	-	-	-	-	-	-	-	-	-	-	-	-	-	-	1	5	7	7	9	-	-
Rheumatism of Heart, ..	23	-	-	-	-	-	-	-	-	-	2	-	3	2	3	2	2	2	2	3	2	-	-
Chronic Rheumatism, ..	146	-	-	-	-	-	-	-	-	-	-	1	-	1	3	4	10	19	30	33	39	6	-
Osteo—arthritis, .. .	2	-	-	-	-	-	-	-	-	-	-	-	1	-	-	-	-	1	-	-	-	-	-
Gout,	6	-	-	-	-	-	-	-	-	-	-	-	-	-	-	-	-	1	-	2	1	2	-
Rheumatic Gout, .. .	4	-	-	-	-	-	-	-	-	-	-	-	-	-	-	-	1	1	-	-	1	1	-
Scurvy,	-	-	-	-	-	-	-	-	-	-	-	-	-	-	-	-	-	-	-	-	-	-	-
Diabetes,	219	-	-	-	-	-	-	1	1	2	6	9	14	19	27	26	40	33	20	21	1	-	-
Exophthalmic Goitre, ..	2	-	-	-	-	-	-	-	-	-	-	-	1	-	1	-	-	-	-	-	-	-	-
Addison's Disease, ..	14	-	-	-	-	-	-	-	-	-	-	-	1	1	-	4	4	3	-	1	-	-	-
Leucocythemia, .. .	21	-	-	-	-	1	2	-	1	4	1	1	3	-	3	3	1	3	1	-	1	-	-
Lymphadenoma, .. .	15	-	-	-	-	-	-	-	-	-	-	1	1	1	2	1	3	3	1	1	1	-	-
Anæmia, Chlorosis, ..	131	-	-	1	1	1	2	-	2	6	3	2	2	2	13	10	24	37	15	12	5	-	-
Other General Diseases, ..	31	3	1	1	5	2	5	-	-	12	1	-	3	1	3	3	4	1	1	2	-	-	-
Alcoholism,	117	-	-	-	-	-	-	-	-	-	-	-	3	19	41	30	15	6	2	1	-	-	-
Chronic Lead Poisoning, ..	7	-	-	-	-	-	-	-	-	-	-	-	-	-	2	1	3	1	-	-	-	-	-
Other Chronic Poisoning (occupational).	-	-	-	-	-	-	-	-	-	-	-	-	-	-	-	-	-	-	-	-	-	-	-
Other Chronic Poisoning (non-occupational).	-	-	-	-	-	-	-	-	-	-	-	-	-	-	-	-	-	-	-	-	-	-	-
Encephalitis,	24	-	1	1	2	1	-	-	1	4	2	2	1	4	3	3	4	-	-	-	1	-	-
Cerebro-Spinal Fever, ..	16	2	1	-	3	1	-	-	1	5	3	2	2	2	1	-	-	1	-	-	-	-	-
Simple Meningitis, .. .	333	12	15	34	61	34	21	25	9	150	40	26	27	22	23	21	12	9	1	2	-	-	-
Locomotor Ataxy, .. .	33	-	-	-	-	-	-	-	-	-	-	-	-	-	2	6	9	7	6	2	1	-	-
Other Diseases of Spinal Cord.	131	-	-	-	-	1	2	4	-	7	2	5	1	2	9	15	15	29	15	15	15	1	-
Cerebral Hæmorrhage, ..	648	-	-	-	-	-	1	-	-	1	3	-	4	1	11	36	65	121	93	162	127	23	1
Apoplexy,	306	-	-	-	-	-	-	-	-	-	-	-	-	-	5	13	27	57	50	79	59	16	-
Cerebral Congestion, ..	9	1	-	1	2	-	-	-	-	2	-	-	-	-	-	-	1	-	1	3	1	-	-
Cerebral Atheroma, .. .	3	-	-	-	-	-	-	-	-	-	-	-	-	-	-	-	-	-	-	1	2	-	-
Softening of the Brain, ..	71	-	-	-	-	-	-	-	-	-	-	-	-	1	2	4	20	14	12	15	3	-	-
Hemiplegia,	208	-	-	-	-	-	-	-	-	-	-	2	1	2	7	18	36	29	57	47	7	2	-
Paraplegia,	68	-	-	-	-	1	-	-	-	1	-	-	1	5	5	9	15	7	10	14	1	-	-
Other Forms of Paralysis,	140	-	-	-	-	1	-	-	-	1	1	-	2	1	4	3	12	22	23	33	33	5	-
General Paralysis of Insane,	97	-	-	-	-	-	-	-	-	-	-	1	-	14	37	26	11	2	3	2	1	-	-
Other Forms of Mental Alienation.	106	-	-	-	-	-	-	-	-	-	-	2	8	13	15	21	25	15	5	2	-	-	-
Epilepsy,	159	-	-	1	1	1	-	-	-	2	3	7	15	16	29	33	18	13	7	9	5	2	-
Convulsions (non-puerperal),	649	391	84	84	559	50	17	9	5	640	9	-	-	-	-	-	-	-	-	-	-	-	-
Chorea,	4	-	-	-	-	-	-	-	-	-	2	1	1	-	-	-	-	-	-	-	-	-	-
Neuralgia and Neuritis, ..	20	-	-	-	-	-	-	-	-	-	-	-	-	2	2	5	4	3	1	3	-	-	-
Other Diseases of Nervous System.	84	-	1	5	6	-	3	1	2	12	1	-	2	-	15	9	6	15	8	10	3	3	-
Cerebral Tumour, .. .	23	-	-	-	-	-	-	-	-	-	-	2	-	-	2	8	9	2	-	-	-	-	-
Disease of Eyes and Annexa,	2	-	-	-	-	1	-	-	-	1	-	-	1	-	-	-	-	-	-	-	-	-	-
Mastoid Disease, .. .	18	-	-	-	-	4	1	-	-	5	3	1	3	3	1	-	1	-	1	-	-	-	-
Other Diseases of the Ears,	29	1	-	3	4	3	2	1	-	10	2	1	2	3	3	1	1	2	1	1	1	1	-

IRELAND.—CAUSES of DEATH at different Periods of Life in the Year 1912.—FEMALES—continued.

CAUSES OF DEATH.	FEMALES.																						
	ALL AGES.	AGES AT DEATH.																					
		0-3 Months.	3-6 Months.	6-12 Months.	Total under 1 year.	1	2	3	4	Total under 6 years.	5-	10-	15-	20-	25-	35-	45-	55-	65-	70-	75-	85-	96 and upwards.
Carcinoma,	756	-	-	-	-	-	-	-	-	-	-	-	2	19	87	152	209	95	99	76	16	1	
Sarcoma,	69	-	-	-	-	2	-	2	-	4	1	1	6	4	8	5	12	14	3	5	6	-	-
Cancer, Malignant Disease (not otherwise defined). Other Tumours (situation undefined).	1,141	-	-	-	-	-	-	-	-	-	-	-	3	3	31	108	221	294	165	188	106	21	1
Rheumatic Fever, Acute	12	-	-	-	-	-	-	-	-	-	-	-	-	-	1	2	3	3	1	2	-	-	-
Rheumatism,	70	1	-	-	1	-	-	1	1	3	9	10	5	8	12	8	6	4	2	-	3	-	-
Rheumatic Arthritis, ..	62	-	-	-	-	-	-	-	-	-	-	-	-	1	3	7	19	6	16	10	-	-	
Rheumatism of Heart, ..	24	-	-	-	-	-	-	-	-	-	-	1	1	3	1	4	3	4	3	4	-	-	
Chronic Rheumatism, ..	215	-	-	-	-	-	-	-	-	-	1	-	-	2	5	18	52	39	50	41	5	2	
Osteo—arthritis,	4	-	-	-	-	-	-	-	-	-	-	-	-	-	-	1	1	-	1	1	-	-	
Gout,	4	-	-	-	-	-	-	-	-	-	-	-	-	-	1	-	-	1	1	1	-	-	
Rheumatic Gout,	3	-	-	-	-	-	-	-	-	-	-	-	-	-	-	2	1	-	-	-	-	-	
Scurvy,	1	-	-	-	-	-	-	1	-	1	-	-	-	-	-	-	-	-	-	-	-	-	
Diabetes,	174	-	-	-	-	-	-	1	1	4	4	7	4	15	13	21	42	25	22	16	-	-	
Exophthalmic Goitre, ..	25	-	-	-	-	-	-	-	-	-	-	-	1	3	7	7	6	1	-	-	-	-	
Addison's Disease, ..	17	-	-	-	-	-	-	-	-	-	-	-	-	1	4	7	3	1	1	-	-	-	
Leucocythæmia,	15	-	-	-	-	1	3	-	-	4	1	-	3	3	1	1	1	-	-	-	1	-	
Lymphadenoma,	9	-	-	-	-	-	-	-	-	-	1	-	-	2	-	3	1	1	1	1	-	-	
Anæmia, Chlorosis, ..	219	-	-	1	1	2	-	1	3	7	4	3	10	11	32	47	31	35	13	20	5	1	
Other General Diseases ..	27	1	-	1	2	1	3	1	-	7	3	1	3	1	2	1	2	4	-	3	-	-	
Alcoholism,	15	-	-	-	-	-	-	-	-	-	-	-	-	2	6	2	3	1	-	1	-	-	
Chronic Lead Poisoning, ..	-	-	-	-	-	-	-	-	-	-	-	-	-	-	-	-	-	-	-	-	-	-	
Other Chronic Poisoning (occupational). Other Chronic Poisoning (non-occupational).	-	-	-	-	-	-	-	-	-	-	-	-	-	-	-	-	-	-	-	-	-	-	
Encephalitis,	16	-	-	-	-	1	-	-	-	1	2	1	3	3	3	-	2	-	1	-	-	-	
Cerebro-Spinal Fever, ..	7	1	1	-	2	-	-	-	-	2	-	2	1	-	1	1	-	-	-	-	-	-	
Simple Meningitis,	258	8	8	20	36	27	21	14	17	115	48	23	21	14	15	9	7	6	-	-	-	-	
Locomotor Ataxy,	10	-	-	-	-	-	-	-	-	-	-	-	-	2	4	1	1	-	1	1	-	-	
Other Diseases of Spinal Cord.	103	-	-	1	1	2	1	-	-	4	5	2	6	7	6	19	5	16	14	7	12	-	
Cerebral Hæmorrhage, ..	846	-	-	-	-	-	-	-	-	-	-	2	-	1	5	38	116	177	117	208	152	27	
Apoplexy,	356	-	-	-	-	-	-	1	1	1	1	-	-	2	3	16	38	76	67	72	67	12	
Cerebral Congestion, ..	5	-	-	1	1	-	-	-	-	1	-	-	-	-	-	-	2	1	1	-	-	-	
Cerebral Atheroma,	-	-	-	-	-	-	-	-	-	-	-	-	-	-	-	-	-	-	-	-	-	-	
Softening of the Brain, ..	69	-	-	-	-	-	-	-	-	-	-	1	-	-	1	4	9	10	27	13	3	1	
Hemiplegia,	253	-	-	-	-	-	-	-	-	-	1	1	1	2	7	30	37	39	69	53	13	-	
Paraplegia,	79	-	-	-	-	-	-	-	-	1	-	2	-	4	9	12	14	8	19	9	1	-	
Other Forms of Paralysis, ..	206	-	-	-	-	-	-	1	1	2	-	1	4	1	10	13	15	29	27	52	48	4	
General Paralysis of Insane,	26	-	-	-	-	-	-	-	-	-	-	1	1	3	8	3	5	1	3	1	-	-	
Other Forms of Mental Alienation.	109	-	-	-	-	-	-	-	-	-	2	2	4	16	16	21	24	11	7	5	1	-	
Epilepsy,	123	-	-	-	-	-	-	-	-	2	5	9	13	20	17	19	15	7	8	6	2	-	
Convulsions (non-puerperal),	527	300	60	68	428	54	19	7	6	514	9	-	1	1	1	-	1	-	-	-	-	-	
Chorea,	10	-	-	-	-	-	-	-	-	-	2	2	2	1	-	-	-	1	1	1	-	-	
Neuralgia and Neuritis, ..	30	-	-	-	-	-	-	-	-	-	-	2	2	2	8	8	4	2	1	1	-	-	
Other Diseases of Nervous System.	91	1	1	-	2	3	1	-	2	8	1	1	3	3	4	11	13	21	10	11	3	2	
Cerebral Tumour,	18	-	-	-	-	-	-	-	-	-	1	1	-	5	6	3	1	-	1	-	-	-	
Disease of Eyes and Annexa,	2	-	-	-	-	-	1	-	-	1	-	-	-	-	-	-	-	1	-	-	-	-	
Mastoid Disease,	9	-	-	3	3	1	1	-	1	6	-	-	1	1	-	-	-	-	1	-	-	-	
Other Diseases of the Ears,	19	-	2	-	2	1	1	1	1	6	3	1	2	-	2	3	-	1	1	-	-	-	

IRELAND.—CAUSES of DEATH at different Periods of Life in the Year 1912.—MALES—continued.

CAUSES OF DEATH	MALES.																						
	ALL AGES.	AGES AT DEATH.																					
		0-3 Months.	3-6 Months.	6-12 Months.	Total under 1 year.	1	2	3	4	Total under 5 years.	5	10	15	20	25	35	45	55	65	70	75	85	85 and upwards.
Pericarditis,	35	-	-	-	-	-	-	-	1	1	3	3	3	4	4	7	4	3	2	-	1	-	-
Cardiac Dropsy,	83	-	-	-	-	-	-	-	-	-	-	-	3	1	5	4	4	19	10	16	19	1	1
Myocarditis,	32	-	-	-	-	-	1	-	-	1	-	-	-	1	4	5	10	6	1	3	-	-	
Infective Endocarditis, ..	10	-	-	-	-	-	-	-	-	1	1	2	-	2	3	1	-	-	-	-	-	-	-
Endocarditis (Acute), ..	10	-	-	-	-	-	1	1	-	2	-	-	1	1	3	-	-	2	-	1	-	-	-
Endocarditis (unqualified) under 60 years.	38	-	-	-	-	-	-	-	-	-	4	-	1	1	4	10	9	8	1	-	-	-	-
Fatty Degeneration of Heart.	126	-	-	-	-	-	-	-	-	-	-	-	-	2	11	10	27	25	24	22	5	-	-
Endocarditis (Chronic and unqualified) over 60 years.	1,174	-	-	1	1	-	-	-	-	1	3	16	22	27	64	95	136	228	155	218	186	23	-
Valvular Disease.																							
Hypertrophy of Heart,	21	-	-	-	-	-	-	-	-	-	-	-	1	-	1	-	3	2	4	4	5	1	-
Dilatation of Heart, ..	125	-	-	-	-	-	-	-	-	-	-	1	2	2	7	5	15	26	23	20	20	4	-
Heart Disease (unspecified),	2,002	-	1	2	3	-	-	-	-	3	7	15	24	20	67	121	196	340	311	446	399	51	2
Angina Pectoris,	56	-	-	-	-	-	-	-	-	-	-	-	-	-	6	4	14	8	14	10	-	-	-
Aneurysm,	54	-	-	-	-	-	-	-	-	-	-	-	-	2	10	18	16	4	3	1	-	-	-
Arteriosclerosis,	82	-	-	-	-	-	-	-	-	-	-	-	-	-	-	1	8	21	13	24	15	-	-
Other Diseases of Arteries,	7	-	-	-	-	-	-	-	-	-	-	-	-	-	-	-	1	3	1	2	-	-	-
Emboliem Thrombosis (cerebral).	52	-	-	-	-	-	-	-	-	-	-	-	1	1	3	4	13	10	9	8	3	-	-
Emboliem Thrombosis (not cerebral).	10	-	-	-	-	-	-	-	-	-	-	-	1	-	1	1	4	-	2	-	-	-	-
Diseases of the Veins, ..	11	-	-	-	-	-	-	-	-	-	-	-	-	-	1	-	5	1	2	2	-	-	-
Lymphatism,	1	-	-	1	1	-	-	-	-	1	-	-	-	-	-	-	-	-	-	-	-	-	-
Other Diseases of Lymphatic System.	5	-	1	1	2	1	-	-	-	3	-	1	-	-	-	-	1	-	-	-	-	-	-
Hæmorrhage,	9	-	-	-	-	-	-	-	-	-	-	-	-	-	3	2	-	2	-	2	-	-	-
Other Diseases of Circulatory System,	5	-	-	-	-	-	-	-	-	-	-	-	-	1	-	1	1	1	-	1	-	-	-
Disease of the Nose, ..	3	1	-	1	2	-	-	-	-	2	1	-	-	-	-	-	-	-	-	-	-	-	-
Laryngismus stridulus, ..	11	2	1	2	5	3	1	1	-	10	1	-	-	-	-	-	-	-	-	-	-	-	-
Laryngitis,	56	1	7	7	15	15	3	4	2	39	9	1	-	2	1	1	-	-	2	1	-	-	-
Other Diseases of Larynx,	-	-	-	-	-	-	-	-	-	-	-	-	-	-	-	-	-	-	-	-	-	-	-
Diseases of Thyroid Body,	3	-	-	-	-	-	-	-	-	-	-	-	1	-	1	-	1	-	-	-	-	-	-
Acute and Chronic Bronchitis.	3,162	247	150	168	565	169	67	21	24	846	33	12	11	14	32	86	194	410	347	540	529	101	7
Broncho-Pneumonia, ..	896	99	60	150	309	188	72	27	18	614	35	4	4	7	11	24	32	42	26	45	48	6	-
Lobar Pneumonia,	194	2	1	9	12	9	8	4	3	36	1	1	5	6	18	23	34	32	10	15	12	1	-
Pneumonia (types not distinguished).	1,369	32	23	68	123	69	31	11	15	249	39	17	27	51	109	154	189	175	104	125	114	15	1
Pleurisy, Empyema, ..	110	1	-	-	1	2	1	-	-	4	2	5	6	10	9	14	15	20	12	6	6	1	-
Pulmonary Congestion, Pulmonary Apoplexy.	138	10	4	9	23	8	6	-	1	38	1	2	1	1	3	7	13	16	14	11	30	1	-
Gangrene of Lungs, ..	9	-	-	-	-	-	-	-	-	-	-	-	-	-	1	3	-	3	-	1	1	-	-
Asthma,	183	-	-	-	-	2	-	-	-	2	-	-	2	2	8	15	36	40	21	30	23	4	-
Pulmonary Emphysema, ..	43	-	-	-	-	-	-	-	-	-	-	-	-	1	3	3	3	11	5	4	13	-	-
Fibroid Disease of Lung, ..	27	-	-	-	-	-	-	-	-	-	-	-	2	-	-	3	7	10	1	3	-	1	-
Other Diseases of Respiratory System.	75	-	3	3	6	1	1	-	-	8	1	1	2	2	2	10	5	7	2	13	19	2	1
Diseases of Teeth and Gums: Oral Sepsis.	3	-	-	-	-	-	-	-	1	1	1	-	1	-	-	-	-	-	-	-	-	-	-
Other Diseases of the Mouth,	23	9	3	1	13	3	-	1	-	17	1	-	-	-	2	1	-	2	-	-	-	-	-
Tonsillitis,	46	1	-	5	6	5	6	5	2	24	5	2	1	3	3	2	2	-	1	1	2	-	-
Diseases of the Pharynx,	10	2	-	1	3	1	1	1	-	6	1	-	1	-	-	-	1	1	-	-	-	-	-
Diseases of the Oesophagus,	3	-	-	-	-	-	-	-	-	-	-	-	-	-	-	-	-	2	-	-	-	1	-
Gastric Ulcer,	151	-	-	-	-	-	-	-	-	-	-	-	1	3	13	30	26	40	18	10	9	-	1
Gastritis, Gastric Catarrh,	267	41	16	25	82	18	8	5	2	115	8	2	1	1	9	18	19	26	21	19	23	5	-
Other Diseases of Stomach,	87	3	4	2	9	-	1	-	1	11	-	-	-	1	3	7	11	14	12	14	18	1	-
Epidemic Diarrhoea, ..	112	35	21	28	84	15	5	1	1	106	-	2	-	-	1	-	1	-	-	-	2	-	-
Diarrhoea Undefined ..	220	56	41	29	126	26	2	2	-	156	2	3	1	1	1	4	4	8	7	15	15	3	-
Enteritis,	192	54	31	33	118	19	3	3	2	145	5	3	3	1	3	5	7	4	3	7	5	1	-

IRELAND.—CAUSES of DEATH at different Periods of Life in the Year 1912.—FEMALES—continued.

CAUSES OF DEATH.	FEMALES.																						
	ALL AGES.	AGES AT DEATH.																					
		0-3 Months.	3-6 Months.	6-12 Months.	Total under 1 year.	1	2	3	4	Total under 5 years.	5	10-	15-	20-	25-	35-	45-	55-	65-	70-	75-	85-	95 and upwards.
Pericarditis,	19	-	-	1	1	-	-	-	-	1	-	4	1	1	2	2	2	4	-	1	1	-	-
Cardiac Dropsy,	123	-	-	-	-	-	-	-	-	-	-	1	2	1	6	5	14	32	17	26	17	2	-
Myocarditis,	26	-	-	-	-	-	-	-	-	-	-	-	-	1	1	5	7	3	7	2	-	-	
Infective Endocarditis, ..	10	-	-	-	-	-	-	-	-	-	-	1	1	4	1	1	1	1	-	-	-	-	
Endocarditis (Acute), ..	10	-	-	-	-	-	-	-	-	-	1	3	1	2	1	-	1	1	-	-	-	-	
Endocarditis (unqualified) under 60 years.	35	-	-	-	-	-	-	-	-	-	-	5	4	1	2	7	11	5	-	-	-	-	
Fatty Degeneration of Heart.	135	-	-	-	-	-	-	-	-	-	-	-	-	3	3	10	26	24	39	25	4	1	
Endocarditis (Chronic and unqualified) over 60 years.	1,281	-	-	-	-	1	-	2	3	15	13	20	25	67	126	170	258	163	248	147	25	1	
Valvular Disease.																							
Hypertrophy of Heart, ..	10	-	-	-	-	-	-	-	-	-	-	1	-	-	-	1	2	1	3	2	-	-	
Dilatation of Heart, ..	128	-	-	-	-	-	-	-	-	-	-	1	-	3	5	19	29	14	28	22	7	-	
Heart Disease (unspecified),	2,226	1	-	-	1	-	-	-	1	2	12	19	16	22	70	137	250	451	324	504	376	42	1
Angina Pectoris,	28	-	-	-	-	-	-	-	-	-	-	-	-	-	-	4	9	5	4	5	1	-	
Aneurysm,	16	-	-	-	-	-	-	-	-	-	-	1	-	-	2	2	1	3	2	3	2	-	
Arteriosclerosis,	44	-	-	-	-	-	-	-	-	-	-	-	-	-	1	2	8	3	10	18	2	-	
Other Diseases of Arteries,	6	-	-	-	-	-	-	-	-	-	-	-	-	-	-	-	-	-	5	1	-	-	
Embolism Thrombosis (cerebral).	78	-	-	-	-	-	-	-	-	-	-	-	-	5	6	7	12	11	18	18	1	-	
Embolism Thrombosis (not cerebral).	14	-	-	-	-	-	-	-	-	-	-	-	2	2	4	1	2	2	2	1	-	-	
Diseases of the Veins, ..	10	-	-	-	-	-	-	-	-	-	-	-	2	-	4	2	1	1	-	-	-	-	
Lymphatism,	6	1	2	-	3	-	1	-	4	-	-	-	1	1	-	-	-	-	-	-	-	-	
Other Diseases of Lymphatic System.	6	-	-	-	-	-	1	-	1	1	-	-	-	-	-	3	-	1	-	-	-	-	
Hæmorrhage,	9	-	-	-	-	-	-	-	-	-	-	-	-	3	3	1	-	2	-	-	-	-	
Other Diseases of Circulatory System.	1	-	-	-	-	-	-	-	-	-	-	-	-	-	-	-	-	-	1	-	-	-	
Disease of the Nose, ..	6	2	1	-	3	-	-	-	3	-	-	-	-	1	1	-	-	-	1	-	-	-	
Laryngismus Stridulus, ..	4	-	-	1	1	2	-	-	3	1	-	-	-	-	-	-	-	-	-	-	-	-	
Laryngitis,	47	2	1	8	11	7	3	7	32	10	-	-	1	-	1	1	-	-	1	1	-	-	
Other Diseases of Larynx,	2	-	-	-	-	-	-	-	-	-	1	-	-	-	1	-	-	-	-	-	-	-	
Diseases of Thyroid Body,	13	-	-	-	-	-	-	-	-	-	-	-	-	-	1	1	7	1	3	-	-	-	
Acute and Chronic Bronchitis.	3,534	155	116	137	408	161	77	31	26	703	44	6	19	13	43	87	211	600	411	739	549	102	7
Broncho-Pneumonia, ..	780	71	57	107	235	137	55	26	15	468	29	7	3	3	14	21	26	67	41	49	41	10	1
Lobar Pneumonia,	111	-	1	4	5	6	3	1	3	18	4	2	-	2	9	18	19	16	7	12	4	-	
Pneumonia (type not distinguished).	881	18	12	34	64	41	39	20	10	174	31	21	18	34	69	72	87	134	81	88	60	12	
Pleurisy, Empyema, ..	64	-	-	-	-	2	2	1	-	5	1	1	2	2	7	8	9	10	7	5	5	2	
Pulmonary Congestion, Apoplexy.	135	1	1	7	9	3	4	2	2	20	3	1	3	1	7	8	10	17	13	27	16	8	
Gangrene of Lungs, ..	4	-	-	-	-	-	-	-	-	-	-	-	-	1	1	-	1	1	-	-	-	-	
Asthma,	131	-	-	-	-	-	-	-	-	3	1	2	-	3	6	20	31	16	28	19	2	-	
Pulmonary Emphysema,	11	-	-	-	-	-	-	-	-	-	-	-	-	-	-	2	5	2	1	1	-	-	
Fibroid Disease of Lung,	14	-	-	-	-	-	-	-	-	-	-	-	-	2	1	2	3	2	1	3	-	-	
Other Diseases of Respiratory System.	79	2	-	2	4	-	-	-	1	5	3	1	-	1	1	3	5	12	7	13	21	7	
Diseases of Teeth and Gums	7	-	-	1	1	-	-	-	-	1	-	1	-	2	-	3	-	-	-	-	-	-	
Oral Sepsis.																							
Other Diseases of the Mouth,	18	6	3	1	10	1	1	-	-	12	-	1	-	-	2	1	1	1	-	-	-	-	
Tonsillitis,	34	-	-	1	1	2	4	3	1	11	8	4	1	1	1	1	1	1	1	4	-	-	
Diseases of the Pharynx,	2	-	-	-	-	-	-	-	-	-	1	-	1	-	-	-	-	-	-	-	-	-	
Diseases of the Æsophagus,	5	-	-	-	-	-	-	-	-	-	-	-	-	-	1	-	1	-	-	1	1	-	
Gastric Ulcer,	161	-	-	-	-	-	-	-	-	-	-	6	5	19	31	25	25	25	10	8	5	2	
Gastritis, Gastric Catarrh,	285	43	28	17	88	19	9	3	4	123	7	3	3	3	11	8	24	38	21	21	16	6	
Other Diseases of Stomach,	99	4	1	2	7	-	2	-	-	9	3	1	-	1	2	5	4	17	16	18	21	2	
Epidemic Diarrhoea, ..	94	21	23	23	87	20	1	1	1	90	1	2	-	-	-	-	-	-	-	1	-	-	
Diarrhoea Undefined, ..	191	33	21	35	89	25	5	4	1	124	2	1	2	1	2	3	6	13	7	17	12	1	
Enteritis	184	34	21	12	67	19	7	-	2	95	12	1	-	2	7	15	11	14	15	6	6	-	

IRELAND.—CAUSES of DEATH at different Periods of Life in the Year 1912.—MALES—continued.

CAUSES OF DEATH.	MALES.																						
	ALL AGES.	AGES AT DEATH.																					
		0-3 Months.	3-6 Months.	6-12 Months.	Total under 1 year.	1	2	3	4	Total under 6 years.	5	10-	15-	20-	25-	35-	45-	55-	65-	70-	75-	85-	95 and upwards.
Gastro-enteritis, ..	143	36	29	19	84	21	4	5	-	114	2	1	-	2	1	3	8	3	-	5	4	-	-
Dyspepsia under 2 years, including Athrepsia and Food Atrophy.	18	8	8	2	18	-	-	-	-	18	-	-	-	-	-	-	-	-	-	-	-	-	-
Colic, ..	17	3	1	-	4	-	-	-	-	4	-	-	-	1	1	2	1	2	1	5	-	-	-
Intestinal Ulceration, ..	13	-	-	-	-	-	-	-	-	-	-	-	1	2	1	2	4	1	1	-	1	-	-
Duodenal Ulcer, ..	36	-	-	-	-	-	-	-	-	-	1	-	1	5	6	9	8	4	1	1	-	-	-
Diarrhoea due to Food, ..	3	-	1	1	2	-	-	-	-	2	-	-	-	-	-	-	-	1	-	-	-	-	-
Intestinal Parasites, ..	6	-	-	-	-	1	-	-	-	1	4	1	-	-	-	-	-	-	-	-	-	-	-
Appendicitis and Typhlitis, ..	101	-	-	-	-	1	1	-	-	2	7	12	9	6	17	12	17	8	4	4	3	-	-
Hernia, ..	81	1	2	1	4	1	1	-	-	6	-	3	2	1	5	9	12	8	19	15	1	-	-
Intestinal Obstruction, ..	211	4	5	5	14	3	4	1	3	25	3	4	3	3	5	6	22	38	26	38	32	6	-
Other Diseases of the Intestine.	37	-	1	1	2	-	1	1	-	4	2	-	-	2	2	4	5	6	1	5	3	3	-
Malignant Jaundice not due to Cancer.	4	1	-	-	1	-	-	-	-	1	-	-	-	-	-	1	1	-	-	-	-	-	-
Hydatid Tumour of Liver, ..	-	-	-	-	-	-	-	-	-	-	-	-	-	-	-	-	-	-	-	-	-	-	-
Cirrhosis of the Liver, ..	182	-	-	-	-	1	-	-	-	1	-	-	1	11	35	40	43	18	20	12	1	-	-
Callstones, ..	18	-	-	-	-	-	-	-	-	-	-	-	-	-	-	4	7	4	2	1	-	-	-
Other Diseases of the Liver, ..	95	2	-	-	2	-	2	-	-	4	2	3	-	3	4	6	14	25	17	12	3	2	-
Diseases of the Spleen, ..	1	-	-	-	-	-	-	-	-	-	-	-	-	-	-	1	-	-	-	-	-	-	-
Peritonitis (cause unknown), ..	41	2	-	1	3	-	-	1	-	4	1	1	3	4	4	3	9	5	3	2	2	-	-
Other Diseases of Digestive System.	9	-	-	-	-	-	-	-	-	-	-	-	1	1	1	-	1	3	-	2	-	-	-
Acute Nephritis, ..	199	3	2	6	11	4	4	5	3	27	8	8	9	8	15	19	23	31	17	17	13	4	-
Chronic Bright's Disease, ..	696	-	-	-	-	1	-	1	-	2	8	7	9	10	38	80	122	159	80	106	70	5	-
Uræmia, ..	36	-	-	1	1	-	-	-	-	1	-	-	1	1	3	1	14	2	5	6	2	-	-
Chyluria, ..	-	-	-	-	-	-	-	-	-	-	-	-	-	-	-	-	-	-	-	-	-	-	-
Other Diseases of the Kidneys, ..	27	1	-	-	1	-	-	-	-	1	-	1	-	1	1	2	5	6	2	7	-	-	-
Urinary Calculi, ..	6	-	-	-	-	-	-	-	-	-	-	-	1	-	-	-	2	1	1	1	-	-	-
Diseases of the Bladder, ..	199	-	-	-	-	-	-	-	-	-	1	-	-	2	3	8	24	22	50	70	18	1	-
Diseases of the Urethra, ..	12	-	-	-	-	-	-	-	-	-	-	-	-	2	2	1	2	1	2	1	1	-	-
Urinary Abscess, etc.	-	-	-	-	-	-	-	-	-	-	-	-	-	-	-	-	-	-	-	-	-	-	-
Diseases of the Prostate, ..	175	-	-	-	-	-	-	-	-	-	-	-	-	-	1	3	14	26	49	59	22	1	-
Diseases of the Male Genital Organs (not Venereal).	5	-	-	-	-	-	-	-	-	-	-	-	-	-	-	-	-	3	1	-	1	-	-
Uterine Hæmorrhage (non-puerperal).	-	-	-	-	-	-	-	-	-	-	-	-	-	-	-	-	-	-	-	-	-	-	-
Uterine Tumour (non-cancerous).	-	-	-	-	-	-	-	-	-	-	-	-	-	-	-	-	-	-	-	-	-	-	-
Other Diseases of the Uterus.	-	-	-	-	-	-	-	-	-	-	-	-	-	-	-	-	-	-	-	-	-	-	-
Cysts and Other Tumours of Ovary.	-	-	-	-	-	-	-	-	-	-	-	-	-	-	-	-	-	-	-	-	-	-	-
Other Diseases of the Female Genital Organs.	-	-	-	-	-	-	-	-	-	-	-	-	-	-	-	-	-	-	-	-	-	-	-
Non-puerperal Diseases of the Breast.	1	1	-	-	1	-	-	-	-	1	-	-	-	-	-	-	-	-	-	-	-	-	-
Accidents of Pregnancy, ..	-	-	-	-	-	-	-	-	-	-	-	-	-	-	-	-	-	-	-	-	-	-	-
Puerperal Hæmorrhage, ..	-	-	-	-	-	-	-	-	-	-	-	-	-	-	-	-	-	-	-	-	-	-	-
Other Accidents of Child-birth.	-	-	-	-	-	-	-	-	-	-	-	-	-	-	-	-	-	-	-	-	-	-	-
Puerperal Septicæmia, ..	-	-	-	-	-	-	-	-	-	-	-	-	-	-	-	-	-	-	-	-	-	-	-
Puerperal Pyæmia, ..	-	-	-	-	-	-	-	-	-	-	-	-	-	-	-	-	-	-	-	-	-	-	-
Puerperal Fever, ..	-	-	-	-	-	-	-	-	-	-	-	-	-	-	-	-	-	-	-	-	-	-	-
Puerperal Albuminuria, ..	-	-	-	-	-	-	-	-	-	-	-	-	-	-	-	-	-	-	-	-	-	-	-
Puerperal Convulsions ..	-	-	-	-	-	-	-	-	-	-	-	-	-	-	-	-	-	-	-	-	-	-	-
Phlegmasia Alba Dolens, Embolism (Puerperal).	-	-	-	-	-	-	-	-	-	-	-	-	-	-	-	-	-	-	-	-	-	-	-
Puerperal Insanity, ..	-	-	-	-	-	-	-	-	-	-	-	-	-	-	-	-	-	-	-	-	-	-	-
Puerperal Diseases of Breast	-	-	-	-	-	-	-	-	-	-	-	-	-	-	-	-	-	-	-	-	-	-	-
Gangrene, ..	105	1	-	-	1	2	1	2	1	7	1	-	-	1	2	5	13	14	24	31	7	-	-
Carbuncle, Boil, ..	20	-	-	-	-	-	-	-	-	-	-	-	2	-	1	2	3	3	2	6	-	1	-
Acute Abscess Phlegmon, ..	50	3	2	1	6	2	-	1	-	9	1	1	1	3	5	3	7	4	4	9	1	1	1
Diseases of Integumentary System.	35	9	3	3	15	1	-	-	-	16	1	1	-	-	1	2	3	2	3	3	3	-	-

IRELAND.—CAUSES of DEATH at different Periods of Life in the Year 1912.—FEMALES—continued.

CAUSES OF DEATH.	FEMALES.																						
	ALL AGES.	AGES AT DEATH.																					
		0-3 Months.	3-6 Months.	6-12 Months.	Total under 1 year.	1	2	3	4	Total under 5 years.	5-	10-	15-	20-	25-	35-	45-	55-	65-	70-	75-	85-	95 and upwards.
Gastro-enteritis, ..	126	17	16	25	58	17	8	3	3	89	4	3	-	-	3	4	3	7	2	7	2	2	-
Dyspepsia under 2 years, including Athrepsia and Food Atrophy.	8	3	1	4	8	-	-	-	-	8	-	-	-	-	-	-	-	-	-	-	-	-	-
Colic, ..	12	5	-	1	6	-	-	-	-	6	-	-	-	-	1	2	2	-	1	-	-	-	-
Intestinal Ulceration, ..	10	-	-	-	-	1	-	-	-	1	-	-	3	1	-	1	2	-	2	-	-	-	-
Duodenal Ulcer, ..	14	-	-	-	-	-	-	-	-	-	-	-	-	1	4	1	4	1	1	2	-	-	-
Diarrhoea due to Food, ..	3	3	-	-	3	-	-	-	-	3	-	-	-	-	-	-	-	-	-	-	-	-	-
Intestinal Parasites, ..	3	-	-	-	-	-	2	1	-	3	-	-	-	-	-	-	-	-	-	-	-	-	-
Appendicitis and Typhlitis, ..	79	-	-	-	-	1	-	2	3	6	7	9	9	5	12	8	7	5	4	5	2	-	-
Hernia, ..	64	-	-	-	-	-	-	-	-	-	-	-	-	2	6	11	22	5	16	2	-	-	-
Intestinal Obstruction, ..	205	2	4	3	9	3	3	1	-	16	4	5	3	3	11	22	17	32	23	43	24	2	-
Other Diseases of the Intestine.	33	-	-	-	-	-	2	1	-	3	-	1	-	1	4	5	5	3	5	4	2	-	-
Malignant Jaundice not due to Cancer.	2	-	-	-	-	-	-	-	-	-	-	-	2	-	-	-	-	-	-	-	-	-	-
Hydatid Tumour of Liver, ..	-	-	-	-	-	-	-	-	-	-	-	-	-	-	-	-	-	-	-	-	-	-	-
Cirrhosis of the Liver, ..	90	-	-	-	-	-	-	-	-	-	1	-	-	3	15	18	24	12	12	5	-	-	-
Gallstones, ..	24	-	-	-	-	-	-	-	-	-	-	-	-	-	4	6	9	2	2	1	-	-	-
Other Diseases of the Liver, ..	95	-	-	-	-	1	1	-	-	2	1	3	-	2	6	19	29	10	12	10	1	-	-
Diseases of the Spleen, ..	1	-	-	-	-	-	-	-	-	-	-	-	-	-	-	1	-	-	-	-	-	-	-
Peritonitis (cause unknown), ..	40	-	-	-	-	-	-	-	-	-	3	1	2	-	4	7	5	8	3	5	2	-	-
Other Diseases of Digestive System.	4	-	-	-	-	-	-	-	-	-	-	-	-	1	-	-	1	-	-	2	-	-	-
Acute Nephritis, ..	208	2	2	2	6	4	6	3	2	21	12	12	14	12	31	31	20	25	14	12	3	1	-
Chronic Bright's Disease, ..	534	-	-	-	-	1	-	-	-	1	3	5	5	4	44	75	94	114	62	81	42	3	1
Uræmia, ..	21	-	-	-	-	-	-	-	-	-	-	-	2	3	2	5	6	-	-	3	-	-	-
Chyluria, ..	-	-	-	-	-	-	-	-	-	-	-	-	-	-	-	-	-	-	-	-	-	-	-
Other Diseases of the Kidneys, ..	17	-	-	-	-	1	-	-	-	1	-	-	1	5	3	2	2	2	-	1	-	-	-
Urinary Calculi, ..	1	-	-	-	-	-	-	-	-	-	-	-	-	-	-	-	1	-	-	-	-	-	-
Diseases of the Bladder, ..	28	-	-	-	-	1	-	-	-	1	-	1	1	3	1	2	4	3	7	3	2	-	-
Diseases of the Urethra, ..	1	-	-	-	-	-	-	-	-	-	-	-	-	-	1	-	-	-	-	-	-	-	-
Urinary Abscess, etc.	-	-	-	-	-	-	-	-	-	-	-	-	-	-	-	-	-	-	-	-	-	-	-
Diseases of the Prostate, ..	-	-	-	-	-	-	-	-	-	-	-	-	-	-	-	-	-	-	-	-	-	-	-
Diseases of the Male Genital Organs (not Venereal).	-	-	-	-	-	-	-	-	-	-	-	-	-	-	-	-	-	-	-	-	-	-	-
Uterine Hæmorrhage (non-puerperal).	5	-	-	-	-	-	-	-	-	-	-	-	1	2	1	1	-	-	-	-	-	-	-
Uterine Tumour (non-cancerous).	36	-	-	-	-	-	-	-	-	-	-	-	-	1	9	11	8	2	3	2	-	-	-
Other Diseases of the Uterus.	5	-	-	-	-	-	-	-	-	-	-	-	-	2	1	1	1	-	-	-	-	-	-
Cysts and Other Tumours of Ovary.	42	-	-	-	-	-	-	-	-	-	-	1	-	2	5	13	11	5	2	3	-	-	-
Other Diseases of the Female Genital Organs.	9	-	-	-	-	-	-	-	-	-	1	-	1	5	1	-	-	-	-	-	1	-	-
Non-puerperal Diseases of the Breast.	6	2	-	-	2	-	-	-	-	2	-	-	-	1	-	2	1	-	-	-	-	-	-
Accidents of Pregnancy, ..	31	-	-	-	-	-	-	-	-	-	-	-	-	-	18	12	1	-	-	-	-	-	-
Puerperal Hæmorrhage, ..	92	-	-	-	-	-	-	-	-	-	-	1	5	26	59	1	-	-	-	-	-	-	-
Other Accidents of Child-birth.	138	-	-	-	-	-	-	-	-	-	-	2	12	65	54	5	-	-	-	-	-	-	-
Puerperal Septicæmia, ..	142	-	-	-	-	-	-	-	-	-	-	2	17	77	44	2	-	-	-	-	-	-	-
Puerperal Pyæmia, ..	9	-	-	-	-	-	-	-	-	-	-	-	-	6	3	-	-	-	-	-	-	-	-
Puerperal Fever, ..	36	-	-	-	-	-	-	-	-	-	-	1	2	16	16	1	-	-	-	-	-	-	-
Puerperal Albuminuria, ..	17	-	-	-	-	-	-	-	-	-	-	-	2	13	2	-	-	-	-	-	-	-	-
Puerperal Convulsions, ..	50	-	-	-	-	-	-	-	-	-	-	-	11	20	19	-	-	-	-	-	-	-	-
Phlegmasia Alba Dolens, Embolism (Puerperal).	28	-	-	-	-	-	-	-	-	-	-	-	3	12	13	-	-	-	-	-	-	-	-
Puerperal Insanity, ..	5	-	-	-	-	-	-	-	-	-	-	-	-	3	2	-	-	-	-	-	-	-	-
Puerperal Diseases of Breast	1	-	-	-	-	-	-	-	-	-	-	-	-	-	1	-	-	-	-	-	-	-	-
Gangrene, ..	109	1	1	1	3	3	2	1	-	9	1	2	-	1	2	4	8	8	32	32	9	1	-
Carbuncle, Boil, ..	7	-	-	-	-	-	-	-	1	1	-	-	-	-	-	3	-	-	1	2	-	-	-
Acute Abscess, Phlegmon, ..	50	5	1	4	10	3	2	-	1	16	4	1	1	-	1	2	3	10	5	7	-	-	-
Diseases of Integumentary System.	61	8	-	2	10	3	1	-	-	14	2	-	-	-	3	6	9	6	7	12	2	-	-

IRELAND.—CAUSES of DEATH at different Periods of Life in the Year 1912.—FEMALES.—continued.

CAUSES OF DEATH.	FEMALES.																						
	ALL AGES.	AGES AT DEATH.																					
		0-3 Months.	3-6 Months.	6-12 Months.	Total under 1 year.	1	2	3	4	Total under 5 years.	5-	10-	15-	20-	25-	35-	45-	55-	65-	70-	75-	85-	95 and upwards.
Diseases of the Bones, ..	19	-	-	-	-	1	1	-	1	3	5	3	1	-	-	1	2	2	-	1	1	-	-
Diseases of the Joints, ..	8	-	-	-	-	1	-	-	-	1	-	-	-	-	3	-	1	1	-	1	1	-	-
Other Diseases of Locomotor system.	8	1	-	-	1	-	-	-	-	1	1	-	-	1	1	-	-	1	1	2	-	-	-
Congenital Malformations,	114	72	15	7	94	4	3	4	1	106	6	1	1	-	-	-	-	-	-	-	-	-	-
Premature Birth, ..	309	305	3	1	309	-	-	-	-	309	-	-	-	-	-	-	-	-	-	-	-	-	-
Atrophy, etc., under one year.	946	783	109	54	946	-	-	-	-	946	-	-	-	-	-	-	-	-	-	-	-	-	-
Disease of Umbilicus, ..	7	7	-	-	7	-	-	-	-	7	-	-	-	-	-	-	-	-	-	-	-	-	-
Atelectasis, ..	44	44	-	-	44	-	-	-	-	44	-	-	-	-	-	-	-	-	-	-	-	-	-
Injury at Birth, ..	20	20	-	-	20	-	-	-	-	20	-	-	-	-	-	-	-	-	-	-	-	-	-
Cyanosis Neonatorum, ..	1	1	-	-	1	-	-	-	-	1	-	-	-	-	-	-	-	-	-	-	-	-	-
Lack of Care, ..	8	7	-	1	8	-	-	-	-	8	-	-	-	-	-	-	-	-	-	-	-	-	-
Senile Dementia, ..	34	-	-	-	-	-	-	-	-	-	-	-	-	-	-	-	7	2	12	9	3	1	-
Old Age, ..	5,913	-	-	-	-	-	-	-	-	-	-	-	-	-	-	-	-	93	1,402	2,944	1,261	213	-
Suicide, ..	35	-	-	-	-	-	-	-	-	-	-	-	2	3	6	7	6	9	-	2	-	-	-
Poisoning by Food, ..	2	-	-	-	-	-	-	-	-	-	1	-	-	-	1	-	-	-	-	-	-	-	-
Other Acute Poisonings,	6	-	-	-	-	-	-	-	-	-	-	-	-	1	-	1	2	-	1	1	-	-	-
Conflagration, ..	-	-	-	-	-	-	-	-	-	-	-	-	-	-	-	-	-	-	-	-	-	-	-
Burns (conflagration excepted.)	256	2	2	6	10	19	26	22	19	96	54	11	8	3	10	4	12	8	9	18	19	2	2
Absorption of Deleterious Gases (conflagration excepted.)	29	18	6	1	25	-	1	-	-	26	-	-	-	-	-	-	1	1	-	-	1	-	-
Accidental Drowning ..	54	2	-	-	2	4	4	2	1	13	2	-	2	3	9	3	6	4	3	5	4	-	-
Traumatism, ..	144	-	-	-	-	-	1	4	1	6	3	2	2	1	2	5	6	11	13	27	43	20	3
Injuries by Animals, ..	2	-	-	-	-	-	-	-	-	-	-	-	-	-	-	1	-	-	-	1	-	-	-
Starvation, ..	-	-	-	-	-	-	-	-	-	-	-	-	-	-	-	-	-	-	-	-	-	-	-
Excessive Cold, ..	14	3	1	-	4	-	-	-	1	5	-	-	-	-	1	1	1	-	5	-	1	-	-
Effects of Heat, ..	-	-	-	-	-	-	-	-	-	-	-	-	-	-	-	-	-	-	-	-	-	-	-
Lightning, ..	-	-	-	-	-	-	-	-	-	-	-	-	-	-	-	-	-	-	-	-	-	-	-
Electricity (Lightning excepted.)	-	-	-	-	-	-	-	-	-	-	-	-	-	-	-	-	-	-	-	-	-	-	-
Homicide, ..	14	4	1	-	5	1	-	-	-	6	-	-	-	-	1	2	1	-	-	3	-	1	-
Fractures (cause not specified).	18	1	-	-	1	-	-	-	-	1	-	-	1	-	3	3	6	1	1	1	1	1	-
Other External Violence,	41	3	-	1	4	1	1	-	1	7	1	1	-	-	2	8	2	7	1	6	6	-	-
Dropsy, ..	33	-	-	-	-	-	-	1	-	1	1	-	-	1	1	2	4	7	4	6	5	1	-
Syncope, ..	145	3	-	-	3	1	-	-	-	4	-	-	1	2	4	7	11	16	11	26	46	15	2
Sudden Death (not otherwise defined.)	27	2	1	-	3	-	-	-	-	3	-	-	1	-	1	3	1	7	3	1	6	1	1
Heart Failure, ..	784	3	-	-	3	1	-	-	-	4	2	2	2	2	13	21	34	91	93	215	233	66	6
Atrophy, Debility over one year.	424	-	-	-	-	51	23	12	5	91	4	3	3	2	2	6	33	107	173	-	-	-	-
Teething, ..	30	-	1	16	17	12	1	-	-	30	-	-	-	-	-	-	-	-	-	-	-	-	-
Other Ill-defined Diseases,	44	4	3	-	7	1	1	-	-	9	1	1	2	-	1	-	3	8	3	5	9	1	1
Disease not specified, ..	37	12	1	-	13	1	1	-	1	16	-	1	-	2	2	1	1	7	2	3	1	1	-
Other specified Diseases,	-	-	-	-	-	-	-	-	-	-	-	-	-	-	-	-	-	-	-	-	-	-	-

IRELAND.—CAUSES of DEATH at different Periods of Life in the Year 1912.—MALES AND FEMALES

CAUSES OF DEATH.	MALES AND FEMALES.																						
	ALL AGES.	AGES AT DEATH.																					
		0-3 Months.	3-6 Months.	6-12 Months.	Total under 1 year.	1	2	3	4	Total under 5 years.	5-	10	15-	20-	25-	35-	45-	55-	65-	70-	75-	85-	85 and upwards.
TOTAL DEATHS (all causes) ..	72,187	5,197	1,463	2,067	8,727	2,418	1235	729	564	13,673	1556	1089	1,822	2,036	4,399	4,920	5,423	7,715	5,323	9,164	11,170	3,436	461
Enteric Fever ..	232	-	-	-	-	-	-	4	1	5	11	16	40	33	56	34	23	10	2	1	1	-	-
Typhus ..	34	-	-	-	-	-	-	-	-	-	1	1	3	2	7	6	2	7	4	1	-	-	-
Relapsing Fever ..	-	-	-	-	-	-	-	-	-	-	-	-	-	-	-	-	-	-	-	-	-	-	-
Malta Fever ..	-	-	-	-	-	-	-	-	-	-	-	-	-	-	-	-	-	-	-	-	-	-	-
Malaria ..	4	-	-	-	-	-	-	-	-	-	-	-	-	-	1	2	-	-	-	1	-	-	-
Smallpox. { Vaccinated ..	-	-	-	-	-	-	-	-	-	-	-	-	-	-	-	-	-	-	-	-	-	-	-
{ Not Vaccinated ..	-	-	-	-	-	-	-	-	-	-	-	-	-	-	-	-	-	-	-	-	-	-	-
{ Doubtful ..	-	-	-	-	-	-	-	-	-	-	-	-	-	-	-	-	-	-	-	-	-	-	-
Measles ..	813	4	16	176	196	298	133	68	51	731	61	6	8	3	1	1	1	1	-	-	-	-	-
Scarlet Fever ..	308	2	-	6	8	27	45	37	37	154	96	26	6	5	16	5	-	-	-	-	-	-	-
Whooping-Cough, ..	1,045	138	110	211	459	272	130	74	45	980	58	7	-	-	-	-	-	-	-	-	-	-	-
Diphtheria, ..	351	4	2	23	29	47	39	37	40	192	98	27	15	6	3	2	3	3	1	1	-	-	-
Membranous Laryngitis, Croup.	85	10	12	14	36	16	13	2	5	72	13	-	-	-	-	-	-	-	-	-	-	-	-
Influenza ..	1,025	21	14	16	51	18	9	6	7	91	14	16	23	21	46	43	88	163	136	168	174	36	6
Asiatic Cholera ..	-	-	-	-	-	-	-	-	-	-	-	-	-	-	-	-	-	-	-	-	-	-	-
Cholera Nostras ..	1	-	-	-	-	-	-	-	-	-	-	-	1	-	-	-	-	-	-	-	-	-	-
Dysentery ..	25	-	-	1	1	-	-	-	-	1	1	1	-	-	2	3	5	6	3	-	3	-	-
Plague ..	-	-	-	-	-	-	-	-	-	-	-	-	-	-	-	-	-	-	-	-	-	-	-
Erysipelas ..	67	9	1	-	10	-	1	1	1	13	1	3	-	-	5	9	4	9	6	8	8	1	-
Other Epidemic Diseases.	17	-	2	1	3	5	2	-	1	11	4	-	-	-	1	-	-	1	-	-	-	-	-
Pyæmia ..	18	2	-	-	2	-	1	1	-	4	-	1	4	1	3	1	2	-	1	1	-	-	-
Septicæmia ..	104	4	-	1	5	3	2	6	3	19	8	7	4	3	10	13	11	14	4	8	3	-	-
Vaccinia ..	-	-	-	-	-	-	-	-	-	-	-	-	-	-	-	-	-	-	-	-	-	-	-
Glanders ..	-	-	-	-	-	-	-	-	-	-	-	-	-	-	-	-	-	-	-	-	-	-	-
Anthrax ..	2	-	-	-	-	-	-	-	-	-	-	-	-	-	-	-	-	-	-	-	-	-	-
Rabies, Hydrophobia	-	-	-	-	-	-	-	-	-	-	-	-	-	-	-	-	-	-	-	-	-	-	-
Tetanus ..	34	16	-	-	16	1	-	-	1	13	2	1	1	1	1	2	4	2	1	1	-	-	-
Mycosis (Actinomy- cosis), &c.	2	-	-	-	-	-	-	-	-	-	-	1	-	-	-	1	-	-	-	-	-	-	-
Beri-beri ..	1	-	-	-	-	-	-	-	-	-	-	-	-	-	-	1	-	-	-	-	-	-	-
Pulmonary Tuberculosis, Phthisis ..	3,962	2	4	12	18	22	10	8	7	65	69	120	500	577	1,062	813	406	234	65	38	12	1	-
Tuberculosis (not defined).	3,026	1	3	5	9	8	3	7	2	29	29	107	357	456	836	607	344	163	60	28	10	-	-
Acute Phthisis ..	207	6	11	11	28	18	4	6	5	61	14	17	18	17	31	22	11	9	5	1	1	-	-
Acute Miliary Tuberculosis.	214	-	1	-	1	6	2	2	2	13	9	20	35	38	51	32	12	2	1	-	1	-	-
Tuberculous Meningitis	43	-	2	-	2	2	-	1	-	5	5	7	8	3	10	5	-	-	-	-	-	-	-
Tabes Mesenterica	637	10	31	52	93	87	52	43	31	306	125	75	52	33	27	13	6	-	-	-	-	-	-
Tuberculous Peritonitis	90	1	10	6	17	16	9	4	3	49	22	5	7	2	2	1	2	-	-	-	-	-	-
Tuberculous Enteritis	245	1	5	12	18	23	16	18	11	86	31	28	27	11	32	16	6	6	1	1	-	-	-
Other Abdominal Tuberculosis.	101	4	5	10	19	11	3	5	3	41	5	6	9	3	19	10	10	6	1	-	-	-	-
Tuberculosis of the Vertebral Column.	51	1	2	2	5	4	1	1	2	13	3	6	3	5	5	7	4	2	2	1	-	-	-
Tuberculosis of Joints	117	-	-	1	1	-	2	5	-	8	12	21	9	11	31	12	7	6	-	-	-	-	-
Lupus ..	117	-	-	-	-	1	1	2	1	5	12	18	15	17	15	13	9	7	5	-	1	-	-
Syphilis ..	12	-	-	-	-	-	-	-	-	-	1	1	-	-	1	2	1	-	2	2	2	-	-
Scrofula ..	11	-	-	-	-	1	-	2	-	3	-	-	2	1	3	1	-	-	-	1	-	-	-
Tuberculosis of other Organs.	153	2	-	-	2	3	3	-	2	10	6	12	15	14	32	21	16	15	7	4	1	-	-
Disseminated Tuberculosis.	451	9	9	19	37	46	19	12	15	129	52	42	49	31	58	45	28	13	3	1	-	-	-
Ricketts, Osteomalacia	64	2	3	7	12	24	9	6	3	54	6	1	-	-	3	-	-	-	-	-	-	-	-
Syphilis ..	99	41	15	8	64	5	-	-	-	69	-	-	-	-	10	6	9	3	-	2	-	-	-
Other Venereal Diseases	4	-	-	-	-	-	-	-	-	-	-	-	-	-	2	-	1	-	1	-	-	-	-

IRELAND.—CAUSES of DEATH at different Periods of Life in the Year 1912.—MALES AND FEMALES—continued.

CAUSES OF DEATH	MALES AND FEMALES.																						
	ALL AGES.	AGES AT DEATH.																					
		0-3 Months.	3-6 Months.	6-12 Months.	Total under 1 year.	1	2	3	4	Total under 5 years.	5-	10-	15-	20-	25-	35-	45-	55-	65-	70-	75-	85	85 and upwards.
Carcinoma	1,407	-	-	-	-	-	-	-	-	-	-	-	2	3	28	132	252	401	187	208	160	31	3
Sarcoma	158	-	1	-	1	2	1	3	-	7	3	4	10	6	13	30	19	34	11	9	12	-	-
Cancer, Malignant Disease (not otherwise defined).	2,169	-	-	-	-	-	-	2	-	2	-	-	3	7	46	161	390	565	350	377	233	34	1
Other Tumours (situation undefined).	19	-	-	-	-	-	2	-	-	2	-	-	-	2	1	2	3	4	2	3	-	-	-
Rheumatic Fever, Acute Rheumatism.	152	1	-	1	2	-	-	2	2	6	14	18	13	21	19	23	16	11	4	3	3	1	-
Rheumatic Arthritis ..	92	-	-	-	-	-	-	-	-	-	-	-	-	-	1	4	8	24	13	23	19	-	-
Rheumatism of Heart	47	-	-	-	-	-	-	-	-	-	2	-	4	3	6	3	6	5	6	6	6	-	-
Chronic Rheumatism ..	361	-	-	-	-	-	-	-	-	-	-	2	-	1	5	9	28	71	69	83	80	11	2
Osteo arthritis ..	6	-	-	-	-	-	-	-	-	-	-	-	1	-	-	-	1	2	-	1	1	-	-
Gout	10	-	-	-	-	-	-	-	-	-	-	-	-	-	-	1	1	-	3	2	3	-	-
Rheumatic Gout ..	7	-	-	-	-	-	-	-	-	-	-	-	-	-	-	-	3	2	-	-	1	1	-
Scurvy	1	-	-	-	-	-	-	1	-	1	-	-	-	-	-	-	-	-	-	-	-	-	-
Diabetes	393	-	-	-	-	-	-	2	2	6	10	16	18	34	40	47	82	58	42	37	1	-	-
Exophthalmic Goitre ..	27	-	-	-	-	-	-	-	-	-	-	1	1	4	7	7	6	1	-	-	-	-	-
Addison's Disease ..	31	-	-	-	-	-	-	-	-	-	-	1	1	1	8	11	6	1	2	-	-	-	-
Leucocythaemia ..	36	-	-	-	-	2	5	-	1	8	1	2	3	3	6	4	2	4	1	-	1	1	-
Lymphadenoma ..	24	-	-	-	-	-	-	-	-	-	2	1	1	4	1	6	4	2	2	2	1	-	-
Anaemia, Chlorosis ..	350	-	-	2	2	3	2	1	5	13	7	5	12	13	45	57	55	72	28	32	10	1	-
Other General Diseases	58	4	1	2	7	3	8	1	-	19	4	1	6	2	5	4	6	5	1	5	-	-	-
Alcoholism	132	-	-	-	-	-	-	-	-	-	-	-	-	3	21	47	32	18	7	2	2	-	-
Chronic Lead Poisoning	7	-	-	-	-	-	-	-	-	-	-	-	-	-	2	1	3	1	-	-	-	-	-
Other Chronic Poisoning (Occupational).	-	-	-	-	-	-	-	-	-	-	-	-	-	-	-	-	-	-	-	-	-	-	-
Other Chronic Poisoning (Non-occupational).	-	-	-	-	-	-	-	-	-	-	-	-	-	-	-	-	-	-	-	-	-	-	-
Encephalitis	40	-	1	1	2	2	-	-	1	5	4	3	4	7	6	3	6	-	1	-	1	-	-
Cerebro-Spinal Fever ..	23	3	2	-	5	1	-	-	1	7	3	4	3	2	2	1	-	1	-	-	-	-	-
Simple Meningitis ..	591	20	23	54	97	61	42	39	26	265	88	49	48	36	38	30	19	15	1	2	-	-	-
Locomotor Ataxy ..	43	-	-	-	-	-	-	-	-	-	-	-	-	-	4	10	10	8	6	3	2	-	-
Other Diseases of Spinal Cord.	234	-	-	1	1	3	3	4	-	11	7	7	7	9	15	34	20	45	29	22	27	1	-
Cerebral Haemorrhage..	1,494	-	-	-	-	-	1	-	-	1	3	2	4	2	16	74	181	293	210	370	279	50	4
Apoplexy	662	-	-	-	-	-	-	-	1	1	1	-	-	2	8	29	65	133	117	151	126	23	1
Cerebral Congestion ..	14	1	-	2	3	-	-	-	-	3	-	-	-	-	-	1	2	2	2	3	1	-	-
Cerebral Atheroma ..	3	-	-	-	-	-	-	-	-	-	-	-	-	-	-	-	-	-	-	1	2	-	-
Softening of the Brain	140	-	-	-	-	-	-	-	-	-	-	-	1	-	1	3	8	29	24	39	28	6	1
Hemiplegia	461	-	-	-	-	-	-	-	-	-	-	1	3	2	4	14	48	73	68	126	100	20	2
Paraplegia	147	-	-	-	-	1	-	-	-	1	1	-	2	1	9	14	21	29	15	29	23	2	-
Other Forms of Paralysis	346	-	-	-	-	-	1	1	1	3	1	1	6	2	14	16	27	51	50	85	81	9	-
General Paralysis of Insane.	123	-	-	-	-	-	-	-	-	-	-	-	2	1	17	45	29	16	3	6	3	1	-
Other Forms of Mental Alienation.	215	-	-	-	-	-	-	-	-	-	-	2	4	12	29	31	42	49	28	12	7	1	-
Epilepsy	282	-	-	1	1	1	-	-	-	2	5	12	24	29	49	50	37	28	14	17	11	4	-
Convulsions (Non-Puerperal).	1,176	691	144	152	987	104	36	16	11	1,154	18	-	1	1	1	-	1	-	-	-	-	-	-
Chorea	14	-	-	-	-	-	-	-	-	-	4	3	3	1	-	-	-	1	1	1	-	-	-
Neuralgia and Neuritis	50	-	-	-	-	-	-	-	-	-	-	-	2	2	4	10	13	8	5	2	4	-	-
Other Diseases of Nervous System.	175	1	2	5	8	3	4	1	4	20	2	1	5	3	19	20	19	36	18	21	6	5	-
Cerebral Tumour ..	41	-	-	-	-	-	-	-	-	-	-	3	1	-	7	14	12	3	-	1	-	-	-
Disease of Eyes and Annexa.	4	-	-	-	-	-	1	1	-	2	-	-	-	-	1	-	-	-	1	-	-	-	-
Mastoid Disease ..	27	-	-	3	3	5	2	-	1	11	3	1	3	4	2	-	1	-	1	1	-	-	-
Other Diseases of the Ears.	48	1	2	3	6	4	3	2	1	16	5	2	4	3	5	4	1	3	2	1	1	1	-

IRELAND.—CAUSES of DEATH at different Periods of Life in the Year 1912.—MALES AND FEMALES—continued.

CAUSES OF DEATH.	MALES AND FEMALES.																						
	ALL AGES.	AGES AT DEATH.																					
		0-3 Months.	3-6 Months.	6-12 Months.	Total under 1 year.	1	2	3	4	Total under 5 years.	5-	10-	15-	20-	25-	35-	45-	55-	65-	70-	75-	85-	85 and upwards.
Pericarditis	54	-	-	1	1	-	-	-	1	2	3	7	4	5	6	9	6	7	2	1	2	-	-
Cardiac Dropsey ..	206	-	-	-	-	-	-	-	-	-	1	5	2	11	9	18	51	27	42	36	3	1	
Myocarditis	58	-	-	-	-	-	1	-	-	1	-	-	2	1	5	10	17	9	8	5	-	-	
Infective Endocarditis	20	-	-	-	-	-	-	-	-	1	2	2	1	6	4	2	1	1	-	-	-	-	
Endocarditis (Acute) ..	20	-	-	-	-	-	1	1	-	2	1	3	2	3	4	-	1	3	-	1	-	-	
Endocarditis (unqualified) under 60 years.	73	-	-	-	-	-	-	-	-	-	4	5	5	2	6	17	20	13	1	-	-	-	
Fatty Degeneration of Heart.	261	-	-	-	-	-	-	-	-	-	-	-	-	5	14	20	53	49	63	47	9	1	
Endocarditis (Chronic and unqualified) over 60 years.	2,455	-	-	1	1	-	1	-	2	4	18	29	42	52	131	221	306	486	318	466	333	48	1
Disease. Valvular																							
Hypertrophy of Heart	31	-	-	-	-	-	-	-	-	-	-	2	-	1	-	4	4	5	7	7	1	-	
Dilatation of Heart ..	253	-	-	-	-	-	-	-	-	-	1	3	2	10	10	34	55	37	48	42	11	-	
Heart Disease (unspecified).	4,228	1	1	2	4	-	-	-	1	5	19	34	40	42	137	258	446	791	635	950	775	93	3
Angina Pectoris	84	-	-	-	-	-	-	-	-	-	-	-	-	-	6	8	23	13	18	15	1	-	
Aneurysm	70	-	-	-	-	-	-	-	-	-	1	-	-	4	12	19	19	6	6	3	-	-	
Arteriosclerosis .. .	126	-	-	-	-	-	-	-	-	-	-	-	-	-	2	10	29	16	34	33	2	-	
Other Diseases of Arteries.	13	-	-	-	-	-	-	-	-	-	-	-	-	-	-	-	1	3	6	3	-	-	
Emboliem Thrombosis (Cerebral).	130	-	-	-	-	-	-	-	-	-	-	-	1	6	9	11	25	21	27	26	4	-	
Emboliem Thrombosis (not Cerebral).	24	-	-	-	-	-	-	-	-	-	-	1	-	3	5	2	6	2	4	1	-	-	
Diseases of the Veins ..	21	-	-	-	-	-	-	-	-	-	-	-	2	-	5	2	6	2	2	2	-	-	
Lymphatism	7	1	2	1	4	-	1	-	-	5	-	-	-	1	1	-	-	-	-	-	-	-	
Other Diseases of Lymphatic System.	11	-	1	1	2	1	1	-	-	4	1	1	-	-	-	4	-	1	-	-	-	-	
Haemorrhage	18	-	-	-	-	-	-	-	-	-	-	-	-	3	6	3	-	4	-	2	-	-	
Other Diseases of Circulatory System.	6	-	-	-	-	-	-	-	-	-	-	-	-	1	-	1	1	1	1	1	-	-	
Diseases of the Nose ..	9	3	1	1	5	-	-	-	-	5	1	-	-	1	1	-	-	-	1	-	-	-	
Laryngismus Stridulus	15	2	1	3	6	5	1	1	-	13	2	-	-	-	-	-	-	-	-	-	-	-	
Laryngitis	103	3	8	15	26	22	6	11	6	71	19	1	-	1	2	2	2	-	3	2	-	-	
Other Diseases of Larynx.	2	-	-	-	-	-	-	-	-	-	1	-	-	-	1	-	-	-	-	-	-	-	
Diseases of Thyroid Body.	16	-	-	-	-	-	-	-	-	-	-	1	-	-	2	1	8	1	3	-	-	-	
Acute and Chronic Bronchitis.	6,696	402	266	305	978	330	144	52	50	1,549	77	18	30	27	75	173	405	1,010	758	1,279	1,078	203	14
Broncho-Pneumonia ..	1,678	170	117	257	544	325	127	53	33	1,082	64	11	7	10	25	45	58	109	67	94	89	16	1
Lobar-Pneumonia .. .	305	2	2	13	17	15	11	5	6	54	5	3	5	8	27	41	53	48	17	27	16	1	
Pneumonia (type not distinguished).	2,250	50	35	102	187	110	70	31	26	423	70	38	45	85	178	226	276	309	185	213	174	27	1
Pleurisy, Empyema ..	174	1	-	-	1	4	3	1	-	9	3	6	8	12	16	22	24	30	19	11	11	3	-
Pulmonary Congestion, Pulmonary Apoplexy.	273	11	5	16	32	11	10	2	3	58	4	3	4	2	10	15	23	33	27	33	46	9	1
Gangrene of Lungs ..	13	-	-	-	-	-	-	-	-	-	-	-	1	2	3	1	4	-	1	1	-	-	
Asthma	314	-	-	-	-	2	-	-	-	2	3	1	4	2	11	21	56	71	37	58	42	6	-
Pulmonary Emphysema	54	-	-	-	-	-	-	-	-	-	-	-	1	3	3	5	16	7	5	14	-	-	
Fibroid Disease of Lung.	41	-	-	-	-	-	-	-	-	-	-	-	2	-	2	4	9	13	3	4	3	1	
Other Diseases of Respiratory System.	154	2	3	5	10	1	1	-	1	13	4	2	2	3	3	13	10	19	9	26	40	9	1
Diseases of Teeth and Gums, Oral Sepsis.	10	-	-	1	1	-	-	-	1	2	1	1	1	2	-	3	-	-	-	-	-	-	
Other Diseases of the Mouth.	41	15	6	2	23	4	1	1	-	29	1	1	-	4	2	1	3	-	-	-	-	-	
Tonsillitis	80	1	-	6	7	7	10	8	3	35	13	6	2	4	4	3	3	1	2	5	2	-	
Diseases of the Pharynx	12	2	-	1	3	1	1	1	-	6	2	-	2	-	-	-	1	1	-	-	1	1	
Diseases of the (Esophagus.	8	-	-	-	-	-	-	-	-	-	-	-	-	1	-	-	1	3	-	1	1	1	
Gastric Ulcer	312	-	-	-	-	-	-	-	-	-	-	6	6	22	44	55	51	65	28	18	14	2	
Gastritis, Gastric Catarrh.	552	84	44	42	170	37	17	8	6	238	15	5	4	4	20	26	43	64	42	40	39	11	
Other Diseases of Stomach.	186	7	5	4	16	-	3	-	1	20	3	1	-	2	5	12	15	31	28	32	34	3	
Epidemic Diarrhoea ..	206	56	44	51	151	35	6	2	2	196	1	4	-	-	1	-	1	-	-	-	3	-	
Diarrhoea, Undefined	411	89	62	64	215	51	7	6	1	280	4	4	3	2	3	7	10	21	14	32	27	4	
Enteritis	376	88	52	45	185	38	10	3	4	240	17	4	3	3	10	20	18	18	18	13	11	1	
Gastro-enteritis .. .	269	53	45	44	142	38	12	8	3	203	6	4	-	2	4	7	11	10	2	12	6	2	

IRELAND.—CAUSES of DEATH at different Periods of Life in the Year 1912.—MALES AND FEMALES—continued.

CAUSES OF DEATH.	MALES AND FEMALES.																						
	ALL AGES.	AGES AT DEATH.																					
		0-3 Months.	3-6 Months.	6-12 Months.	Total under 1 year.	1	2	3	4	Total under 5 years.	5-	10-	15-	20-	25-	35-	45-	55-	65-	70-	75-	85-	90 and upwards.
Dyspepsia under 2 years, including Athrepsia and Food Atrophy.	26	11	9	6	26	-	-	-	-	26	-	-	-	-	-	-	-	-	-	-	-	-	-
Colic	29	8	1	1	10	-	-	-	-	10	-	-	-	1	2	4	3	2	2	5	-	-	-
Intestina Ulceration ..	23	-	-	-	-	1	-	-	-	1	-	-	3	2	2	1	3	6	1	3	-	1	-
Duodenal Ulcer	50	-	-	-	-	-	-	-	-	-	-	1	-	1	6	10	10	12	5	2	3	-	-
Diarrhoea due to Food	6	3	1	1	5	-	-	-	-	5	-	-	-	-	-	-	-	1	-	-	-	-	-
Intestinal Parasites ..	9	-	-	-	-	-	3	1	-	4	4	1	-	-	-	-	-	-	-	-	-	-	-
Appendicitis and Typh- litis.	180	-	-	-	-	2	1	2	3	8	14	21	18	11	29	20	24	13	8	9	5	-	-
Hernia	145	1	2	1	4	1	1	-	-	6	-	-	3	2	3	11	20	34	13	35	17	1	-
Intestinal Obstruction	416	6	9	8	23	6	7	2	3	41	7	9	6	6	16	28	39	70	49	81	56	8	-
Other Diseases of the Intestine.	70	-	1	1	2	-	3	2	-	7	2	1	-	2	3	8	10	11	4	10	7	5	-
Malignant Jaundice not due to Cancer.	6	1	-	-	1	-	-	-	-	1	-	-	-	2	1	-	1	1	-	-	-	-	-
Hydatid Tumour of Liver.	-	-	-	-	-	-	-	-	-	-	-	-	-	-	-	-	-	-	-	-	-	-	-
Cirrhosis of the Liver..	272	-	-	-	-	1	-	-	-	1	1	-	-	1	14	50	58	67	30	32	17	1	-
Gallstones	42	-	-	-	-	-	-	-	-	-	-	-	-	-	4	10	16	6	4	2	-	-	-
Other Diseases of the Liver.	190	2	-	-	2	1	1	2	-	6	3	6	-	3	6	12	33	54	27	24	13	3	-
Diseases of the Spleen	2	-	-	-	-	-	-	-	-	-	-	-	-	-	1	1	-	-	-	-	-	-	-
Peritonitis (cause un- known).	81	2	-	1	3	-	-	1	-	4	4	2	5	4	8	10	14	13	6	7	4	-	-
Other Diseases of Digestive System.	13	-	-	-	-	-	-	-	-	-	-	-	1	1	2	-	1	4	-	2	2	-	-
Acute Nephritis	407	5	4	8	17	8	10	8	5	48	20	20	23	20	46	50	43	56	31	29	16	5	-
Chronic Bright's Disease	1,230	-	-	-	-	2	-	1	-	3	11	12	14	14	82	155	216	273	142	137	112	8	1
Uraemia	57	-	-	1	1	-	-	-	-	1	-	-	2	1	4	5	6	20	2	5	9	2	-
Chyluria	-	-	-	-	-	-	-	-	-	-	-	-	-	-	-	-	-	-	-	-	-	-	-
Other Diseases of the Kidneys.	44	1	-	-	1	1	-	-	-	2	-	1	-	2	6	4	4	7	8	2	8	-	-
Urinary Calculi	7	-	-	-	-	-	-	-	-	-	-	-	-	1	-	-	-	3	1	1	1	-	-
Diseases of the Bladder	227	-	-	-	-	1	-	-	-	1	-	1	1	1	5	4	10	28	25	57	73	20	1
Diseases of the Urethra, Urinary Abscess, &c.	13	-	-	-	-	-	-	-	-	-	-	-	-	2	3	1	2	1	2	1	1	-	-
Diseases of the Prostate	175	-	-	-	-	-	-	-	-	-	-	-	-	-	1	3	14	26	49	59	22	1	-
Diseases of Male Genital Organs (not Venereal).	5	-	-	-	-	-	-	-	-	-	-	-	-	-	-	-	-	3	1	-	1	-	-
Uterine Haemorrhage (Non-puerperal).	5	-	-	-	-	-	-	-	-	-	-	-	1	2	1	1	-	-	-	-	-	-	-
Uterine Tumour (Non- cancerous).	36	-	-	-	-	-	-	-	-	-	-	-	-	1	9	11	8	2	3	2	-	-	-
Other Diseases of the Uterus.	5	-	-	-	-	-	-	-	-	-	-	-	-	2	1	1	1	-	-	-	-	-	-
Cysts and other Tumours of Ovary.	42	-	-	-	-	-	-	-	-	-	-	1	-	2	5	13	11	5	2	3	-	-	-
Other Diseases of the Female Genital Organs.	9	-	-	-	-	-	-	-	-	-	1	-	1	5	1	-	-	-	-	-	-	1	-
Non-puerperal Diseases of the Breast.	7	3	-	-	3	-	-	-	-	3	-	-	-	1	-	2	1	-	-	-	-	-	-
Accidents of Pregnancy	31	-	-	-	-	-	-	-	-	-	-	-	-	18	12	1	-	-	-	-	-	-	-
Puerperal Haemorrhage	92	-	-	-	-	-	-	-	-	-	-	1	5	26	59	1	-	-	-	-	-	-	-
Other Accidents of Childbirth.	138	-	-	-	-	-	-	-	-	-	-	2	12	65	54	5	-	-	-	-	-	-	-
Puerperal Septicaemia	142	-	-	-	-	-	-	-	-	-	-	2	17	77	44	2	-	-	-	-	-	-	-
Puerperal Pyaemia .. .	9	-	-	-	-	-	-	-	-	-	-	-	-	6	3	-	-	-	-	-	-	-	-
Puerperal Fever	36	-	-	-	-	-	-	-	-	-	-	1	2	16	16	1	-	-	-	-	-	-	-
Puerperal Albuminuria	17	-	-	-	-	-	-	-	-	-	-	-	2	13	2	-	-	-	-	-	-	-	-
Puerperal Convulsions	56	-	-	-	-	-	-	-	-	-	-	-	11	20	19	-	-	-	-	-	-	-	-
Plegmasia Alba Dolens, Embolism (Puerperal).	28	-	-	-	-	-	-	-	-	-	-	-	3	12	13	-	-	-	-	-	-	-	-
Puerperal Insanity .. .	5	-	-	-	-	-	-	-	-	-	-	-	-	3	2	-	-	-	-	-	-	-	-
Puerperal Diseases of Breast.	1	-	-	-	-	-	-	-	-	-	-	-	-	-	1	-	-	-	-	-	-	-	-
Gangrene	214	2	1	1	4	5	3	3	1	16	2	2	-	2	4	9	21	22	56	63	16	1	-
Carbuncle, Boil	27	-	-	-	-	-	-	-	1	1	-	-	2	1	2	6	3	2	7	2	1	-	-
Acute Abscess, Phlegmon	100	8	3	5	16	5	2	1	1	25	5	2	2	3	6	5	10	14	4	14	8	1	1
Diseases of Integumen- tary System.	96	17	3	5	25	4	1	-	-	30	3	1	-	1	5	9	11	9	10	15	2	-	-

DEATHS of MALES AND FEMALES from different Causes registered in IRELAND, and in each of the FOUR PROVINCES, in the Year 1912.

CAUSES OF DEATH.	IRELAND.			LEINSTER.			MUNSTER.			ULSTER.			CONNAUGHT.		
	Males.	Fem.	Total.	Males.	Fem.	Total.	Males.	Fem.	Total.	Males.	Fem.	Total.	Males.	Fem.	Total.
Total Deaths (all causes)	35,986	36,201	72,187	10,616	10,330	20,946	8,034	7,823	15,857	13,039	13,895	26,934	4,297	4,153	8,450
Enteric Fever ..	110	122	232	35	45	80	32	26	58	29	28	57	14	23	37
Typhus ..	18	16	34	3	3	6	5	5	10	4	3	7	6	5	11
Relapsing Fever ..	-	-	-	-	-	-	-	-	-	-	-	-	-	-	-
Malta Fever ..	-	-	-	-	-	-	-	-	-	-	-	-	-	-	-
Malaria ..	3	1	4	1	1	2	1	-	1	1	-	1	-	-	-
Small Pox. } Vaccinated ..	-	-	-	-	-	-	-	-	-	-	-	-	-	-	-
} Not Vaccinated ..	-	-	-	-	-	-	-	-	-	-	-	-	-	-	-
} Doubtful ..	-	-	-	-	-	-	-	-	-	-	-	-	-	-	-
Measles ..	429	384	813	223	188	411	82	87	169	120	101	221	4	8	12
Scarlet Fever ..	147	161	308	50	52	102	26	26	52	61	70	131	10	13	23
Whooping-Cough ..	471	574	1,045	114	132	246	44	72	116	285	356	641	28	14	42
Diphtheria ..	181	170	351	68	80	148	29	22	51	68	57	125	16	11	27
Membranous Laryngitis, Croup.	50	35	85	6	10	16	17	9	26	7	5	12	20	11	31
Influenza ..	471	554	1,025	109	136	245	69	77	146	220	257	477	73	84	157
Asiatic Cholera ..	-	-	-	-	-	-	-	-	-	-	-	-	-	-	-
Cholera Nostras ..	1	-	1	-	-	-	-	-	-	1	-	1	-	-	-
Dysentery ..	11	14	25	2	3	5	3	2	5	4	6	10	2	3	5
Plague ..	-	-	-	-	-	-	-	-	-	-	-	-	-	-	-
Erysipelas ..	29	38	67	8	17	25	8	5	13	9	15	24	4	1	5
Other Epidemic Diseases	7	10	17	3	3	6	1	2	3	3	2	5	-	8	8
Pyæmia ..	13	5	18	3	2	5	2	-	2	8	3	11	-	-	-
Septicæmia ..	64	40	104	19	15	34	14	9	23	29	15	44	2	1	3
Vaccinia ..	-	-	-	-	-	-	-	-	-	-	-	-	-	-	-
Glanders ..	-	-	-	-	-	-	-	-	-	-	-	-	-	-	-
Anthrax ..	-	2	2	-	-	-	-	-	-	-	1	1	-	1	1
Rabies Hydrophobia ..	-	-	-	-	-	-	-	-	-	-	-	-	-	-	-
Tetanus ..	20	14	34	3	3	6	6	5	11	11	6	17	-	-	-
Mycosis (Actinomycosis), &c.	-	2	2	-	-	-	-	-	-	-	2	2	-	-	-
Beri-beri ..	1	-	1	1	-	1	-	-	-	-	-	-	-	-	-
Pulmonary Tuberculosis	2,015	1,947	3,962	625	544	1,169	487	447	934	718	811	1,529	185	145	330
Phthisis ..	1,422	1,604	3,026	453	460	913	403	377	780	355	538	893	211	229	440
Tuberculosis, not defined.	111	96	207	40	39	79	32	29	61	20	17	37	19	11	30
Acute Phthisis ..	100	114	214	45	46	91	11	17	28	40	46	86	4	5	9
Acute Miliary Tuberculosis.	23	20	43	7	10	17	2	2	4	13	8	21	1	-	1
Tuberculous Meningitis	347	290	637	127	97	224	64	49	113	139	131	270	17	13	30
Tabes Mesenterica ..	46	44	90	12	12	24	14	14	28	17	16	33	3	2	5
Tuberculous Peritonitis	114	131	245	41	38	79	29	30	59	37	54	91	7	9	16
Tuberculous Enteritis	54	47	101	18	18	36	11	6	17	18	23	41	7	-	7
Other Abdominal Tuberculosis.	20	31	51	5	12	17	7	13	20	6	6	12	2	-	2
Tuberculosis of the Vertebral Column.	55	62	117	15	19	34	13	16	29	26	24	50	1	3	4
Tuberculosis of the Joints	68	49	117	23	15	38	15	11	26	25	19	44	5	4	9
Lupus ..	5	7	12	1	2	3	-	1	1	3	3	6	1	1	2
Scrofula ..	5	6	11	-	1	1	2	2	4	2	3	5	1	-	1
Tuberculosis of other Organs.	85	68	153	21	25	46	12	17	29	36	24	60	16	2	18
Disseminated Tuberculosis.	212	239	451	83	111	194	37	34	71	80	85	165	12	9	21
Ricketts, Osteomalacia	34	30	64	9	8	17	2	5	7	21	14	35	2	3	5
Syphilis ..	49	50	99	24	32	56	5	3	8	10	15	25	1	-	1
Other Venereal Diseases	3	1	4	1	-	1	-	-	-	1	1	2	1	-	1

DEATHS from different Causes registered in IRELAND, and in each of the FOUR PROVINCES in the Year 1912—continued.

CAUSES OF DEATH.	IRELAND.			LEINSTER.			MUNSTER.			ULSTER.			CONNAUGHT.		
	Males.	Fem.	Total.	Males.	Fem.	Total.	Males.	Fem.	Total.	Males.	Fem.	Total.	Males.	Fem.	Total.
Carcinoma	651	756	1,407	218	254	472	110	114	230	240	332	572	77	56	133
Sarcoma	89	69	158	31	25	56	21	9	30	30	26	56	7	9	16
Cancer, Malignant Disease (not otherwise defined).	1,028	1,141	2,169	284	306	590	255	248	503	363	485	848	126	102	228
Other Tumours (Situation undefined).	7	12	19	2	3	5	2	5	7	1	4	5	2	-	2
Rheumatic Fever, Acute	82	70	152	19	19	38	20	15	35	28	27	55	15	9	24
Rheumatism.	30	62	92	13	13	26	6	20	26	10	26	36	1	3	4
Rheumatic Arthritis ..	23	24	47	4	5	9	4	3	7	13	11	24	2	5	7
Rheumatism of Heart	146	215	361	43	75	118	23	41	69	51	68	119	24	31	55
Chronic Rheumatism ..	2	4	6	1	-	1	-	3	3	-	1	1	1	-	1
Osteo-arthritis	6	4	10	2	4	6	3	-	3	1	-	1	-	-	-
Gout	4	3	7	2	2	4	2	-	2	-	1	1	-	-	-
Rheumatic Gout	-	1	1	-	1	1	-	-	-	-	-	-	-	-	-
Scurvy	219	174	393	61	39	100	42	40	82	87	77	164	29	18	47
Diabetes	2	25	27	-	7	7	1	6	7	1	12	13	-	-	-
Exophthalmic Goitre ..	14	17	31	6	6	12	3	3	6	4	6	10	1	2	3
Addison's Disease ..	21	15	36	5	4	9	5	2	7	9	8	17	2	1	3
Leucocythaemia	15	9	24	6	2	8	3	1	4	4	6	10	2	-	2
Lymphadenoma	131	219	350	36	62	98	19	43	62	68	97	165	8	17	25
Anaemia, Chlorosis ..	31	27	58	5	10	15	6	3	9	16	10	26	4	4	8
Other General Diseases	117	15	132	41	6	47	28	3	31	33	5	38	15	1	16
Alcoholism	7	-	7	3	-	3	3	-	3	1	-	1	-	-	-
Chronic Lead Poisoning	-	-	-	-	-	-	-	-	-	-	-	-	-	-	-
Other Chronic Poisoning (Occupational).	-	-	-	-	-	-	-	-	-	-	-	-	-	-	-
Other Chronic Poisoning (Non-occupational).	-	-	-	-	-	-	-	-	-	-	-	-	-	-	-
Encephalitis	24	16	40	10	3	13	4	4	8	10	6	16	-	3	3
Cerebro Spinal Fever ..	16	7	23	6	1	7	2	1	3	6	3	9	2	2	4
Simple Meningitis	333	258	591	94	91	185	80	58	138	129	91	220	30	18	48
Locomotor Ataxy	33	10	43	15	2	17	7	2	9	11	5	16	-	1	1
Other Diseases of Spinal Cord.	131	103	234	31	30	61	35	16	51	56	49	105	9	8	17
Cerebral Haemorrhage ..	648	846	1,494	169	241	410	99	142	241	330	414	744	50	49	99
Apoplexy	306	356	662	84	83	167	50	71	121	133	173	306	39	29	68
Cerebral Congestion ..	9	5	14	3	-	3	2	-	2	3	5	8	1	-	1
Cerebral Atheroma	3	-	3	2	-	2	-	-	-	1	-	1	-	-	-
Softening of the Brain ..	71	69	140	11	18	29	10	12	22	49	39	88	1	-	1
Hemiplegia	208	253	461	73	70	143	33	41	74	86	115	201	16	27	43
Paraplegia	68	79	147	24	26	50	14	12	26	26	37	63	4	4	8
Other Forms of Paralysis	140	206	346	41	62	103	20	47	67	48	60	108	31	37	68
General Paralysis of Insane.	97	26	123	51	12	63	10	3	13	35	9	44	1	2	3
Other Forms of Mental Alienation.	106	109	215	29	37	66	20	15	35	39	35	74	18	22	40
Epilepsy	159	123	282	51	41	92	30	25	55	56	52	108	22	5	27
Convulsions (Non-epileptic).	649	527	1,176	238	186	424	163	144	307	137	115	252	111	82	193
Chorea	4	10	14	2	3	5	1	3	4	1	4	5	-	-	-
Neuralgia and Neuritis	20	30	50	2	12	14	4	5	9	13	10	23	1	3	4
Other Diseases of Nervous System.	84	91	175	27	20	47	11	20	31	41	42	83	5	9	14
Cerebral Tumour	23	18	41	11	7	18	6	4	10	5	6	11	1	1	2
Disease of Eyes and Annexa.	2	2	4	-	-	-	-	1	1	2	1	3	-	-	-
Mastoid Disease	18	9	27	5	4	9	3	-	3	9	5	14	1	-	1
Other Diseases of the Ears.	29	19	48	10	7	17	4	4	8	13	6	19	2	2	4
Pericarditis	35	19	54	14	7	21	6	4	10	10	8	18	5	-	5
Cardiac Dropsy	83	123	206	19	35	54	24	31	55	37	49	86	3	8	11
Myocarditis	32	26	58	11	18	29	7	-	7	12	7	19	2	1	3
Infective Endocarditis	10	10	20	2	3	5	3	-	3	5	7	12	-	-	-

DEATHS from different Causes registered in IRELAND, and in each of the FOUR PROVINCES in the Year 1912—*continued.*

CAUSES OF DEATH.	IRELAND.			LEINSTER.			MUNSTER.			ULSTER.			CONNAUGHT.		
	Males.	Fem.	Total.	Males.	Fem.	Total.	Males.	Fem.	Total.	Males.	Fem.	Total.	Males.	Fem.	Total.
Endocarditis (Acute) ..	10	10	20	6	4	10	1	2	3	3	3	6	-	1	1
Endocarditis (unqualified) under 60 years.	38	35	73	22	20	42	6	4	10	10	7	17	-	4	4
Fatty Degeneration of Heart.	126	135	261	44	60	104	20	28	48	55	40	95	7	7	14
Endocarditis (Chronic and unqualified), over 60 years, Valvular Disease.	1,174	1,281	2,455	357	439	796	199	185	384	521	566	1,087	97	91	188
Hypertrophy of Heart	21	10	31	8	4	12	3	2	5	9	4	13	1	-	1
Dilatation of Heart ..	125	128	253	36	32	68	43	54	97	41	39	80	5	3	8
Heart Disease (unspecified).	2,002	2,226	4,228	499	529	1,028	554	633	1,187	746	868	1,614	203	196	399
Angina Pectoris ..	56	28	84	21	14	35	15	3	18	18	10	28	2	1	3
Aneurysm	54	16	70	23	9	32	7	-	7	21	7	28	3	-	3
Arteriosclerosis ..	82	44	126	33	20	53	17	5	22	26	18	44	6	1	7
Other Diseases of Arteries.	7	6	13	2	1	3	3	-	3	2	5	7	-	-	-
Embolism Thrombosis (Cerebral).	52	78	130	16	27	43	10	14	24	24	33	57	2	4	6
Embolism Thrombosis (not Cerebral).	10	14	24	3	4	7	1	2	3	5	4	9	1	4	5
Diseases of the Veins ..	11	10	21	4	4	8	3	2	5	3	4	7	1	-	1
Lymphatism	1	6	7	-	1	1	-	3	3	1	1	2	-	1	1
Other Diseases of Lymphatic System.	5	6	11	1	1	2	1	-	1	3	5	8	-	-	-
Haemorrhage	9	9	18	2	3	5	1	2	3	4	2	6	2	2	4
Other Diseases of Circulatory System.	5	1	6	1	1	2	1	-	1	3	-	3	-	-	-
Disease of the Nose ..	3	6	9	-	1	1	2	1	3	1	3	4	-	1	1
Laryngismus Stridulus	11	4	15	3	1	4	1	-	1	4	1	5	3	2	5
Laryngitis	56	47	103	15	20	35	12	11	23	22	11	33	7	5	12
Other Diseases of Larynx.	-	2	2	-	-	-	-	-	-	-	2	2	-	-	-
Diseases of Thyroid Body	3	13	16	1	3	4	-	4	4	2	5	7	-	1	1
Acute and Chronic Bronchitis.	3,162	3,534	6,696	961	1,053	2,014	697	718	1,415	1,153	1,380	2,533	351	383	734
Broncho-Pneumonia. ..	898	780	1,678	353	302	655	157	132	289	352	309	661	36	37	73
Lobar-Pneumonia ..	194	111	305	82	41	123	32	15	47	70	52	122	10	3	13
Pneumonia (type not distinguished).	1,369	881	2,250	371	226	597	259	154	413	593	394	987	146	107	253
Pleurisy, Empyema ..	110	64	174	32	18	50	17	7	24	44	32	76	17	7	24
Pulmonary Congestion, Pulmonary Apoplexy.	138	135	273	25	29	54	27	20	47	77	75	152	9	11	20
Gangrene of Lungs ..	9	4	13	2	1	3	3	2	5	2	1	3	2	-	2
Asthma	183	131	314	45	37	82	40	32	72	66	50	116	32	12	44
Pulmonary Emphysema	43	11	54	17	4	21	13	1	14	11	4	15	2	2	4
Fibroid Disease of Lung	27	14	41	6	5	11	9	5	14	6	3	9	6	1	7
Other Diseases of Respiratory System.	75	79	154	15	21	36	29	29	58	18	18	36	13	11	24
Diseases of Teeth and Gums, Oral Sepsis.	3	7	10	-	1	1	1	-	1	2	5	7	-	1	1
Other Diseases of the Mouth.	23	18	41	8	6	14	3	4	7	11	7	18	1	1	2
Tonsillitis	46	34	80	18	11	29	8	8	16	19	13	32	1	2	3
Diseases of the Pharynx	10	2	12	5	1	6	4	-	4	1	-	1	-	1	1
Diseases of the Oesophagus.	3	5	8	1	2	3	2	1	3	-	1	1	-	1	1
Gastric Ulcer	151	161	312	29	30	59	43	33	76	61	87	148	18	11	29
Gastritis, Gastric Catarrh.	267	285	552	76	82	158	74	89	163	89	98	187	28	16	44
Other Diseases of the Stomach.	87	99	186	16	20	36	23	22	45	35	36	71	13	21	34
Epidemic Diarrhoea ..	112	94	206	52	44	96	20	19	39	38	31	69	2	-	2
Diarrhoea, Undefined ..	220	191	411	56	54	110	55	47	102	93	78	171	16	12	28
Enteritis	192	184	376	86	67	153	44	39	83	54	72	126	8	6	14
Gastro-enteritis ..	143	126	269	32	27	59	49	27	76	59	64	123	3	8	11
Dyspepsia under 2 years, including Athrepsia and Food Atrophy.	18	8	26	2	1	3	6	-	6	10	7	17	-	-	-
Colic	17	12	29	1	1	2	4	3	7	8	4	12	4	4	8
Intestinal Ulceration ..	13	10	23	2	3	5	6	5	11	4	2	6	1	-	1
Duodenal Ulcer	36	14	50	11	5	16	4	3	7	20	5	25	1	1	2
Diarrhoea due to Food	3	3	6	-	-	-	1	-	1	2	3	5	-	-	-

DEATHS from different Causes registered in IRELAND, and in each of the FOUR PROVINCES in the
Year 1912—continued.

CAUSES OF DEATH.	IRELAND.			LEINSTER.			MUNSTER.			ULSTER.			CONNAUGHT.		
	Males.	Fem.	Total.	Males.	Fem.	Total.	Males.	Fem.	Total.	Males.	Fem.	Total.	Males.	Fem.	Total.
Intestinal Parasites ..	6	3	9	1	2	3	1	1	2	3	-	3	1	-	1
Appendicitis and Typh- litis.	101	79	180	37	17	54	18	14	32	39	44	83	7	4	11
Hernia	81	64	145	17	27	44	20	10	30	30	20	50	14	7	21
Intestinal Obstruction	211	205	416	60	63	123	47	41	88	75	83	158	29	18	47
Other Diseases of the Intestines.	37	33	70	10	13	23	9	7	16	15	11	26	3	2	5
Malignant Jaundice not due to Cancer.	4	2	6	2	-	2	1	-	1	1	2	3	-	-	-
Hydatid Tumour of Liver	-	-	-	-	-	-	-	-	-	-	-	-	-	-	-
Cirrhosis of the Liver	182	90	272	82	31	113	39	24	63	43	28	71	18	7	25
Gallstones	18	24	42	5	11	16	1	1	2	8	10	18	4	2	6
Other Diseases of the Liver.	95	95	190	41	36	77	15	23	38	26	32	58	13	4	17
Diseases of the Spleen	1	1	2	-	-	-	1	-	1	-	1	1	-	-	-
Peritonitis (cause un- known).	41	40	81	11	9	20	10	8	18	13	16	29	7	7	14
Other Diseases of Di- gestive System.	9	4	13	2	2	4	1	1	2	5	1	6	1	-	1
Acute Nephritis ..	199	208	407	69	63	132	35	31	66	77	95	172	18	19	37
Chronic Bright's Disease	696	534	1,230	230	177	407	127	90	217	250	214	464	89	53	142
Uraemia	36	21	57	25	3	28	2	4	6	7	11	18	2	3	5
Chyluria	-	-	-	-	-	-	-	-	-	-	-	-	-	-	-
Other Diseases of the Kidneys.	27	17	44	6	6	12	7	2	9	13	8	21	1	1	2
Urinary Calculi ..	6	1	7	3	-	3	1	1	2	2	-	2	-	-	-
Diseases of the Bladder	199	28	227	44	10	54	53	6	59	81	12	93	21	-	21
Diseases of the Urethra, Urinary Abscess, &c.	12	1	13	6	-	6	1	-	1	4	1	5	1	-	1
Diseases of the Prostate	175	-	175	45	-	45	47	-	47	67	-	67	16	-	16
Diseases of the Male Genital Organs (not Venereal).	5	-	5	2	-	2	-	-	-	3	-	3	-	-	-
Uterine Haemorrhage (non-puerperal).	-	5	5	-	1	1	-	1	1	-	2	2	-	1	1
Uterine Tumour (non- cancerous).	-	38	38	-	7	7	-	8	8	-	15	15	-	6	6
Other Diseases of the Uterus.	-	5	5	-	1	1	-	1	1	-	3	3	-	-	-
Cysts and other Tumours of Ovary.	-	42	42	-	7	7	-	7	7	-	22	22	-	6	6
Other Diseases of Female Genital Organs.	-	9	9	-	4	4	-	-	-	-	4	4	-	1	1
Non-puerperal Diseases of the Breast.	1	6	7	-	1	1	-	4	4	1	1	2	-	-	-
Accidents of Pregnancy	-	31	31	-	8	8	-	7	7	-	12	12	-	4	4
Puerperal Haemorrhage	-	92	92	-	29	29	-	22	22	-	28	28	-	13	13
Other Accidents of Childbirth.	-	138	138	-	28	28	-	38	38	-	41	41	-	33	33
Puerperal Septicaemia	-	142	142	-	50	50	-	31	31	-	40	40	-	21	21
Puerperal Pyaemia ..	-	9	9	-	4	4	-	4	4	-	-	-	-	1	1
Puerperal Fever ..	-	36	36	-	11	11	-	5	5	-	13	13	-	7	7
Puerperal Albuminuria	-	17	17	-	4	4	-	9	9	-	4	4	-	-	-
Puerperal Convulsions	-	50	50	-	7	7	-	8	8	-	27	27	-	8	8
Phlegmasia Alba Dolens, Embolism (Puerperal).	-	28	28	-	7	7	-	5	5	-	12	12	-	4	4
Puerperal Insanity ..	-	5	5	-	1	1	-	1	1	-	3	3	-	-	-
Puerperal Diseases of Breast.	-	1	1	-	1	1	-	-	-	-	-	-	-	-	-
Gangrene	105	109	214	33	32	65	22	28	50	44	43	87	6	6	12
Carbuncle, Boil ..	20	7	27	4	2	6	4	1	5	10	2	12	2	2	4
Acute Abscess, Phlegmon	50	50	100	13	14	27	17	9	26	12	21	33	8	6	14
Diseases of Integumentary System.	35	61	96	11	18	29	7	14	21	16	25	41	1	4	5
Diseases of the Bones	54	19	73	18	7	25	11	4	15	17	6	23	8	2	10
Diseases of the Joints..	12	8	20	5	2	7	3	-	3	4	5	9	-	1	1
Other Diseases of Loco- motor System.	5	8	13	-	2	2	3	3	6	1	1	2	1	2	3

TOTAL NUMBER OF DEATHS.—NUMBER of PERSONS who died (1), in INFIRMARIES and GENERAL and SPECIAL NUMBER of DEATHS from the PRINCIPAL CAUSES; and NUMBER of UNCERTIFIED DEATHS and INQUESTS in IRELAND in

PROVINCES AND COUNTIES.	TOTAL NUMBER of DEATHS.	NUMBER OF PERSONS WHO DIED				CAUSES OF													
		In Infirmaries and General and Special Hospitals.	In Public Lunatic Asylums.	In Work-houses and Work-house Hospitals.	At their own Homes, &c.	Enteric Fever.	Typhus.	Small-pox.	Measles.	Scarlet Fever.	Whooping-cough.	Diphtheria.	Influenza.	Dysentery.	Pulmonary Tuberculosis.	Tuberculous Meningitis.	Tuberculosis of Peritoneum and Intestines.	Other Forms of Tuberculosis.	
IRELAND, ..	72,187	3,866	1,480	9,977	56,864	232	34	-	813	308	1,045	351	1,025	25	7,452	637	487	861	
No. PROVINCES.																			
I. LEINSTER, ..	20,946	2,397	510	3,357	14,682	80	6	-	411	102	240	148	245	5	2,269	224	156	316	
II. MUNSTER, ..	15,857	498	315	3,034	12,010	58	10	-	169	52	116	51	146	5	1,907	113	124	160	
III. ULSTER, ..	26,934	917	452	2,714	22,851	57	7	-	221	131	641	125	477	10	2,566	270	177	330	
IV. CONNAUGHT, ..	8,450	54	203	872	7,321	37	11	-	12	23	42	27	157	5	810	30	30	55	

I.—PROVINCE OF

1 CARLOW, ..	615	15	36	82	482	1	-	-	7	3	8	-	4	-	70	4	5	5
2 DUBLIN, ..	2,656	538	111	162	1,845	10	-	-	56	15	42	31	30	1	440	24	17	32
3 DUBLIN CO. BOROUGH, ..	7,206	1,742	162	1,558	3,744	46	2	-	252	58	83	84	52	2	758	122	81	143
4 KILDARE, ..	951	14	-	173	764	2	-	-	17	-	21	2	8	-	113	13	8	7
5 KILKENNY, ..	1,323	10	33	194	1,086	4	1	-	9	3	8	1	32	1	107	5	8	13
6 KING'S, ..	919	5	-	177	737	10	-	-	11	3	7	1	19	-	122	5	2	14
7 LONGFORD, ..	705	4	-	97	604	2	1	-	-	2	-	1	11	-	56	2	5	5
8 LOUTH, ..	1,005	17	-	184	804	2	-	-	24	2	16	10	6	-	83	10	6	13
9 MEATH, ..	1,036	16	-	188	832	-	-	-	2	5	22	4	13	-	92	10	4	13
10 QUEEN'S, ..	900	8	64	81	747	-	-	-	1	6	6	3	18	-	64	2	1	7
11 WESTMEATH, ..	951	7	56	154	734	1	1	-	10	1	5	4	9	1	92	2	6	20
12 WEXFORD, ..	1,768	7	48	224	1,489	-	1	-	10	2	3	2	19	-	182	14	10	35
13 WICKLOW, ..	911	14	-	83	814	2	-	-	12	2	25	5	24	-	90	11	3	9

II.—PROVINCE OF

14 CLARE, ..	1,442	14	27	264	1,137	2	-	-	2	7	1	5	14	-	156	10	4	8
15 CORK COUNTY AND CO. BOROUGH, ..	6,009	320	128	1,068	4,493	26	3	-	14	13	47	21	54	2	792	52	55	85
16 KERRY, ..	1,948	10	35	316	1,587	14	5	-	6	5	2	4	4	2	239	11	16	17
17 LIMERICK CO. AND CO. BOROUGH, ..	2,556	82	30	547	1,888	7	-	-	136	10	37	4	27	-	222	22	14	14
18 TIPPERARY, N.R., ..	930	2	-	161	767	5	1	-	-	7	7	2	20	-	75	5	4	8
19 TIPPERARY, S.R., ..	1,527	12	57	365	1,093	3	-	-	11	2	12	9	17	1	168	9	16	17
20 WATERFORD CO. AND CO. BOROUGH, ..	1,445	58	29	313	1,045	1	1	-	-	3	10	6	10	-	155	4	15	11

III.—PROVINCE OF

21 ANTRIM, ..	3,168	171	59	246	2,692	4	-	-	11	13	90	21	47	4	427	31	22	36
22 ARMAGH, ..	2,251	14	23	294	1,920	6	-	-	2	22	48	9	49	2	160	26	19	33
23 BELFAST CO. BOROUGH, ..	7,121	443	111	1,175	5,392	8	1	-	197	25	285	13	52	1	796	112	57	94
24 CAVAN, ..	1,292	10	-	108	1,174	3	5	-	-	8	17	6	19	-	81	8	2	8
25 DONEGAL, ..	2,654	35	38	144	2,437	5	-	-	2	22	30	15	57	1	197	7	14	35
26 DOWN, ..	3,318	136	52	168	2,962	14	-	-	4	37	35	39	79	1	307	43	22	36
27 FERMANAGH, ..	984	25	-	64	895	1	-	-	1	4	3	5	20	1	70	5	3	9
28 LONDONDERRY CO. AND CO. BOROUGH, ..	2,342	49	44	158	2,091	4	-	-	4	1	35	8	60	-	231	26	21	28
29 MONAGHAN, ..	1,900	17	54	194	1,694	1	1	-	-	-	55	1	19	-	92	7	8	14
30 TYRONE, ..	2,514	17	69	236	2,192	11	-	-	-	4	43	7	75	-	205	11	9	37

IV.—PROVINCE OF

31 GALWAY, ..	2,503	11	86	367	2,039	12	7	-	8	9	3	15	45	3	247	12	12	8
32 LEITRIM, ..	870	3	-	74	793	8	-	-	-	3	1	3	29	1	56	-	5	7
33 MAYO, ..	2,603	13	53	204	2,333	1	2	-	4	3	34	7	36	1	257	8	4	19
34 ROSCOMMON, ..	1,309	14	-	119	1,176	-	1	-	-	4	4	-	14	-	135	5	5	6
35 SLIGO, ..	1,165	13	64	108	980	16	1	-	-	4	-	2	33	-	115	5	4	15

Deaths from Several Causes, 1912.

HOSPITALS; (2), in PUBLIC LUNATIC ASYLUMS; (3), in WORKHOUSES; and (4), at their OWN HOMES, &c.; the PROVINCES, COUNTIES, and SUPERINTENDENT REGISTRARS' DISTRICTS in 1912.

DEATH.														Number of Uncertified Deaths.	NUMBER OF INQUESTS (as returned by the Registrars).	PROVINCES AND COUNTIES.			
Carcinoma, Sarcoma, Cancer, Malignant Disease.	Diabetes.	Meningitis and Encephalitis.	Heart Disease.	Bronchitis.	Pneumonia (all forms)	Diseases of Stomach.	Dysentery and Enteritis (under 2 years of age).	Diseases of Liver.	Diseases of Kidney.	Puerperal Septic Diseases.	Accidents of Pregnancy and Child-birth.	Other Causes.	VIOLENT DEATHS.						
													Accidental.	Homicidal.	Suicidal.	Execution.			
3,734	393	631	7,743	6,696	4,233	1,050	897	510	1,738	215	334	23,957	1,583	38	165	-	16,306	1,650	IRELAND.
1,118	100	198	2,204	2,014	1,375	253	310	208	579	72	76	7,745	428	20	38	-	3,805	479	PROVINCES.
763	82	146	1,827	1,415	749	284	223	104	208	45	85	6,615	359	9	42	-	4,172	319	LEINSTER.
1,476	164	236	3,075	2,533	1,770	406	335	150	675	65	115	10,216	642	5	59	-	4,733	766	MUNSTER.
377	47	51	637	734	339	107	29	48	186	33	58	4,381	154	4	26	-	4,096	86	ULSTER, CONNAUGHT,

LEINSTER.

29	1	8	91	40	31	7	2	4	12	1	5	285	10	1	1	-	179	2	CARLOW.
180	9	32	307	182	177	20	33	29	90	3	2	828	55	1	4	-	95	68	DUBLIN.
356	35	71	644	917	690	79	209	74	205	26	22	2,033	147	7	8	-	187	199	DUBLIN CO. BOROUGH. KILDARE.
59	4	9	99	60	34	8	11	9	26	3	8	403	21	2	4	-	164	36	DUBLIN CO. BOROUGH. KILDARE.
67	5	5	150	180	69	17	7	8	19	5	5	556	31	4	3	-	430	14	KILKENNY.
62	5	4	108	48	29	7	9	7	22	2	2	403	16	-	1	-	231	9	KING'S.
20	4	9	59	41	25	10	1	7	26	3	4	403	8	-	-	-	352	4	LONGFORD.
63	3	8	104	66	84	10	5	12	14	5	2	431	21	1	4	-	170	28	LOUTH.
65	4	12	134	94	59	16	3	8	33	3	4	412	21	1	2	-	204	28	MEATH.
38	8	7	93	63	28	13	4	13	25	2	5	466	25	1	1	-	293	34	QUEEN'S.
38	3	2	114	60	49	15	2	8	33	7	7	436	21	-	4	-	276	7	WESTMEATH.
89	13	18	196	189	54	39	10	22	56	10	8	754	28	1	3	-	540	23	WEXFORD.
52	6	13	105	74	46	12	8	7	18	2	2	355	24	1	3	-	184	27	WICKLOW.

MUNSTER.

43	9	13	135	122	54	23	8	8	29	3	10	733	34	5	4	-	596	36	CLARE.
334	29	67	854	489	284	82	62	41	109	19	31	2,279	140	1	19	-	1,291	139	CORK CO. AND CO. BOROUGH.
87	11	16	151	162	68	41	37	13	38	9	11	944	30	1	4	-	738	18	KERRY.
101	10	16	205	295	129	64	42	11	37	4	16	1,061	63	2	7	-	600	40	LIMERICK CO. AND CO. BOROUGH.
52	7	8	94	63	54	10	8	5	25	1	4	440	22	-	3	-	307	13	TIPPERARY, N.R.
79	7	13	209	144	86	41	31	8	32	6	5	566	33	-	2	-	353	20	TIPPERARY, S.R.
67	9	13	179	140	74	23	35	18	28	3	8	592	37	-	3	-	287	53	WATERFORD CO. AND CO. BORO.

ULSTER.

171	27	26	404	214	166	24	33	19	77	8	11	1,186	87	2	7	-	311	105	ANTRIM.
144	12	21	264	238	118	33	17	12	56	5	10	892	51	-	2	-	460	46	ARMAGH.
331	30	94	678	849	793	90	184	42	169	7	29	1,966	170	1	17	-	80	322	BELFAST COUNTY BOROUGH. CAVAN.
68	4	10	143	82	58	21	8	13	39	5	3	659	19	1	-	-	596	9	BELFAST COUNTY BOROUGH. CAVAN.
119	19	20	240	229	136	41	8	15	63	5	11	1,290	61	-	6	-	1,143	32	DONEGAL.
231	17	21	421	252	196	48	27	16	80	10	18	1,269	86	-	9	-	408	108	DOWN.
60	10	8	126	82	42	26	5	4	12	7	2	451	21	-	6	-	379	19	FERMANAGH.
155	20	16	311	216	103	37	30	5	59	7	12	895	56	-	2	-	366	61	LONDONDERRY CO. AND CO. BOROUGH. MONAGHAN.
66	7	6	162	134	46	22	2	12	29	4	6	544	29	1	4	-	469	20	LONDONDERRY CO. AND CO. BOROUGH. MONAGHAN.
132	13	14	326	237	113	43	17	11	56	7	13	1,062	62	-	6	-	643	44	TYRONE.

CONNAUGHT.

114	14	15	204	176	100	25	13	18	49	3	14	1,312	54	1	10	-	1,131	39	GALWAY.
37	7	3	58	98	30	16	3	6	16	7	4	454	14	1	3	-	405	15	LEITRIM.
125	4	25	193	248	137	32	9	8	56	11	29	1,295	48	1	6	-	1,329	14	MAYO.
57	14	4	102	126	42	19	2	8	36	5	7	688	20	1	4	-	676	8	ROSCOMMON.
44	8	4	80	86	30	15	2	8	29	7	4	632	18	-	3	-	555	10	SLIGO.

Registration of Marriages, Births and Deaths, Ireland.

TOTAL NUMBER OF DEATHS.—NUMBER OF PERSONS who died (1), in INFIRMARIES and GENERAL and SPECIAL NUMBER OF DEATHS from the PRINCIPAL CAUSES; and NUMBER OF UNCERTIFIED DEATHS and INQUESTS in IRELAND in SUPERINTENDENT REGISTRARS' DISTRICTS, OR

SUPERINTENDENT REGISTRARS' DISTRICTS OR POOR LAW UNIONS.	TOTAL NUMBER of DEATHS.	NUMBER OF PERSONS WHO DIED.				CAUSES OF													
		In Infirmaries and General and Special Hospitals.	In Public Lunatic Asylums.	In Work-houses and Work-house Hospitals.	At their own Homes, &c.	Euteric Fever.	Typhus.	Small-pox.	Measles.	Scarlet Fever.	Whooping-cough.	Diphtheria.	Influenza.	Dysentery.	Pulmonary Tuberculosis.	Tuberculous Meningitis.	Tuberculosis of Peritoneum and Intestines.	Other Forms of Tuberculosis.	
ABBEYLEIX, ..	251	-	-	29	222	-	-	-	-	-	3	-	4	-	15	1	1	2	
ANTRIM, ..	495	-	59	30	406	-	-	-	-	1	2	-	8	4	57	3	3	10	
ARDEE, ..	197	-	-	40	157	-	-	-	-	-	-	-	4	-	12	3	1	8	
ARMAGH, ..	818	14	23	69	712	-	-	-	-	3	15	3	9	1	49	5	5	11	
ATHLONE, ..	983	-	-	61	922	-	1	-	9	-	5	2	-	-	43	-	3	4	
ATHY, ..	306	-	-	60	246	1	-	-	9	-	1	-	4	-	83	1	4	2	
BAILIEBOROUGH, ..	256	-	-	20	236	1	-	-	-	2	5	1	2	-	14	1	-	3	
BALLINA, ..	302	-	-	35	267	-	1	-	1	1	3	-	4	-	35	-	-	1	
BALLINASLOE, ..	316	-	86	51	179	2	-	-	7	1	1	-	5	3	48	-	2	2	
BALLINROBE, ..	279	-	-	29	250	-	-	-	1	-	-	-	3	-	13	2	1	3	
BALLYCASTLE, ..	200	-	-	17	183	1	-	-	-	2	12	-	-	-	18	3	1	1	
BALLYMAHON, ..	192	-	-	24	168	2	1	-	-	-	-	-	1	-	13	1	2	3	
BALLYMENA, ..	751	6	-	40	705	-	-	-	6	5	31	2	12	-	68	2	3	7	
BALLYMONEY, ..	438	-	-	31	407	1	-	-	-	2	23	-	8	-	28	2	4	3	
BALLYSHANNON, ..	333	11	-	27	295	3	-	-	-	-	2	2	9	-	21	-	2	4	
BALLYVAGHAN, ..	46	-	-	12	34	-	-	-	-	-	-	-	-	-	6	2	-	-	
BALROTHERY, ..	337	-	73	41	223	1	-	-	3	1	6	-	4	-	41	3	-	-	
BALTINGLASS, ..	256	-	-	23	233	1	-	-	-	-	4	3	-	-	25	6	1	2	
BANBRIDGE, ..	675	4	-	69	602	2	-	-	-	2	1	2	20	-	57	7	4	5	
BANDON, ..	212	-	-	18	194	2	-	-	-	-	-	-	1	-	31	-	-	2	
BANTRY, ..	144	-	-	13	131	1	-	-	1	-	-	1	-	-	18	1	1	1	
BAWNBOY, ..	261	-	-	17	184	2	-	-	-	-	-	-	1	-	16	-	-	2	
BELFAST, ..	7,484	583	111	1,175	5,615	8	1	-	197	25	293	15	53	1	953	115	61	102	
BELMULLET, ..	196	-	-	11	185	-	-	-	-	-	7	-	5	-	20	-	-	-	
BIRR, ..	340	-	-	45	295	2	-	-	-	2	5	-	1	-	55	3	1	-	
BORRISOKANE, ..	121	-	-	19	102	-	1	-	-	-	2	2	3	-	3	-	-	1	
BOYLE, ..	369	-	-	38	331	2	-	-	-	3	-	-	18	-	31	1	1	-	
CAHERSIVEEN, ..	224	1	-	17	206	2	-	-	-	-	-	-	1	-	23	-	3	1	
CALLAN, ..	215	-	-	37	178	-	-	-	-	-	-	-	5	-	12	3	5	5	
CARLOW, ..	540	15	36	82	407	1	-	-	3	3	2	1	3	-	64	1	4	9	
CARRICKMACROSS	244	-	-	42	202	-	-	-	-	-	9	-	-	-	16	1	-	4	
CARRICK-ON-SHANNON, ..	253	3	-	32	218	2	-	-	-	2	-	-	3	-	20	-	1	1	
CARRICK-ON-SUIR	289	1	-	66	222	-	-	-	-	-	5	1	11	-	27	2	3	2	
CASHEL, ..	295	10	-	47	238	1	-	-	-	1	2	3	2	-	27	1	2	3	
CASTLEBAR, ..	383	13	53	19	298	-	-	-	-	1	-	-	2	-	48	-	1	6	
CASTLEBLAYNEY, ..	431	-	-	31	400	1	-	-	1	-	10	3	7	-	18	3	4	4	
CASTLECOMER, ..	188	-	-	29	159	-	-	-	-	-	-	-	1	-	10	-	-	1	
CASTLEDEBG, ..	159	-	-	6	153	1	-	-	-	-	1	2	12	-	18	1	-	3	
CASTLEREAGH, ..	400	-	-	28	372	-	1	-	-	-	3	-	2	-	36	2	3	1	
CASTLETOWN, ..	122	-	-	8	114	1	-	-	-	-	-	-	2	-	11	1	1	-	
CAVAN, ..	504	10	-	51	443	1	1	-	-	-	4	4	3	-	31	-	1	2	
CELBRIDGE, ..	206	-	-	53	153	1	-	-	5	-	5	2	5	-	23	2	-	4	
CLAREMORRIS, ..	338	-	-	25	313	-	-	-	2	-	5	1	4	1	30	2	1	2	
CLIFDEN, ..	222	-	-	15	207	1	-	-	1	-	-	-	2	-	26	-	-	-	
CLOGHEEN, ..	234	-	-	60	174	-	-	-	-	-	1	-	-	-	33	2	1	3	
CLOGHER, ..	220	-	-	26	194	1	-	-	-	-	3	-	9	-	18	1	2	4	
CLONAKILTY, ..	273	-	-	27	246	-	-	-	1	-	14	-	4	-	23	1	2	4	
CLONES, ..	241	-	-	25	216	-	-	-	1	-	10	-	5	-	16	2	-	3	

HOSPITALS; (2), in PUBLIC LUNATIC ASYLUMS; (3), in WORKHOUSES; and (4), at their OWN HOMES, &c.; the PROVINCES, COUNTIES, and SUPERINTENDENT REGISTRARS' DISTRICTS in 1912—continued.

POOR LAW UNIONS, ARRANGED ALPHABETICALLY.

DEATH.													VIOLENT DEATHS.				Number of Uncertified Deaths.	NUMBER OF INQUESTS (as returned by the Registrars).	SUPERINTENDENT REGISTRARS' DISTRICTS OR POOR LAW UNIONS.
Carcinoma, Sarcoma, Cancer, Malignant Disease.	Diabetes.	Menigitis and Encephalitis.	Heart Disease.	Bronchitis.	Pneumonia (all forms)	Diseases of Stomach.	Diarrhea and Enteritis (under 2 years of age).	Diseases of Liver.	Diseases of Kidney.	Puerperal Septic Diseases.	Accidents of Pregnancy and Child-birth.	Other Causes.	Accidental.	Homicidal.	Suicidal.	Execution.			
9	2	2	22	29	6	2	-	4	7	1	3	131	7	-	-	-	97	9	ABBEYLEIX
24	2	11	50	40	27	7	2	1	17	1	4	210	9	1	1	-	28	18	ANTRIM.
10	2	1	19	14	8	2	-	1	6	1	-	101	4	-	-	-	36	6	ARDEE.
52	3	5	122	82	35	8	4	8	23	1	2	353	18	-	1	-	222	15	ARMAGH.
12	1	1	34	30	39	3	1	5	11	3	1	164	9	-	2	-	110	2	ATHLONE.
10	2	2	50	17	8	3	4	5	11	-	1	130	6	1	1	-	72	15	ATHY.
11	2	1	24	19	13	6	1	4	3	-	1	135	7	-	-	-	101	3	BAILIEBOROUGH.
19	-	2	22	32	11	1	1	1	14	-	2	140	10	-	1	-	140	2	BALLINA.
12	2	1	29	14	7	3	-	1	4	2	2	162	6	-	-	-	75	5	BALLINASLOE.
15	1	6	25	26	9	7	1	2	4	4	4	151	1	-	-	-	137	-	BALLINROBE.
11	1	-	38	11	13	-	3	2	3	-	1	73	6	-	-	-	28	9	BALLYCASTLE.
4	3	2	21	5	4	3	-	2	10	1	3	110	1	-	-	-	92	1	BALLYMAHON.
40	12	3	88	51	32	5	6	2	16	3	1	334	20	-	2	-	125	23	BALLYMENA.
24	4	4	61	18	32	2	-	5	7	4	2	186	14	1	3	-	75	16	BALLYMONEY.
19	4	1	29	19	18	1	-	1	10	-	1	181	5	-	1	-	143	5	BALLYSHANNON.
-	-	-	4	5	1	-	-	1	1	-	2	22	2	-	-	-	25	1	BALLYVAGHAN.
17	2	1	63	24	17	5	3	2	8	-	1	121	13	1	-	-	22	11	BALROTHERY.
15	-	4	32	16	12	5	1	1	9	-	2	111	6	-	-	-	76	7	BALTINGLASS.
46	3	4	99	40	55	11	1	2	14	1	2	272	21	-	4	-	100	25	BANBRIDGE.
15	4	2	28	16	8	4	-	3	2	-	2	83	9	-	-	-	65	6	BANDON.
7	-	-	10	9	5	2	1	4	3	-	2	71	6	-	-	-	63	2	BANTRY.
13	1	1	15	36	4	6	-	-	5	1	-	97	1	-	-	-	90	1	BAWNBOY.
342	32	97	711	862	803	91	192	45	205	7	30	2,043	181	1	18	-	388	335	BELFAST.
7	-	1	18	17	16	3	-	-	2	1	3	89	6	-	1	-	126	3	BELMULLET.
25	3	1	43	26	19	3	6	3	5	-	1	131	5	-	-	-	82	3	BIRR.
7	2	2	15	3	7	1	-	-	4	-	-	66	1	-	1	-	32	3	BORRISOKANE
8	2	1	20	29	8	3	1	2	7	-	2	228	1	-	1	-	215	2	BOYLE.
7	1	1	18	12	8	2	1	2	8	-	2	126	1	-	-	-	115	2	CAHERSIVEEN.
7	1	2	20	11	9	6	1	3	1	1	2	117	3	-	1	-	72	3	CALLAN
28	1	7	87	37	25	6	2	4	13	1	3	223	11	1	1	-	141	4	CARLOW.
14	2	2	12	28	11	3	-	3	11	-	2	121	4	-	1	-	88	3	CARRICKMACROSS
14	-	-	24	23	7	2	2	-	5	-	2	136	9	-	-	-	56	4	CARRICK-ON-SHANNON.
9	1	2	35	22	25	6	8	4	10	2	-	104	10	-	-	-	52	3	CARRICK-ON-SULL.
16	2	1	53	24	22	9	3	1	8	2	1	103	8	-	-	-	58	1	CASHEL.
18	-	7	50	44	17	1	-	1	10	3	4	160	9	-	1	-	180	4	CASTLEBAR.
29	2	1	54	43	9	9	7	4	12	2	4	188	13	1	2	-	135	10	CASTLEBLAYNEY.
11	1	-	26	28	16	3	4	3	2	-	-	74	8	-	-	-	79	1	CASTLECOMER.
7	-	1	21	9	5	2	1	1	3	1	2	62	5	-	1	-	45	3	CASTLEDERG.
18	4	3	38	45	14	9	1	1	11	2	2	166	4	-	4	-	240	6	CASTLEEREAGH.
5	-	1	6	6	3	2	1	-	-	-	-	78	3	-	1	-	64	-	CASTLETOWN.
25	2	7	60	31	20	11	3	6	19	2	2	260	8	1	-	-	206	3	CAVAN.
12	1	3	11	8	13	1	1	1	3	-	2	99	4	-	-	-	15	4	CELEBRIDGE.
10	1	-	12	47	12	3	2	2	6	1	2	184	6	1	1	-	155	2	CLAREMORRIS.
9	-	3	6	15	3	4	2	2	3	-	3	139	2	-	1	-	157	2	CLIFDEN.
13	1	2	37	20	9	3	7	2	4	-	1	88	6	-	1	-	96	5	CLOGHEEN.
15	1	1	26	22	7	6	1	1	4	1	1	86	9	-	1	-	60	4	CLOGHER.
12	6	3	24	17	8	6	3	2	7	1	2	128	4	-	1	-	89	3	CLONAKILTY.
12	1	6	28	18	7	6	3	1	1	-	1	113	6	-	1	-	83	7	CLONES.

Registration of Marriages, Births and Deaths, Ireland.

TOTAL NUMBER OF DEATHS.—NUMBER of PERSONS who died (1), in INFIRMARIES and GENERAL and SPECIAL NUMBER of DEATHS from the PRINCIPAL CAUSES; and NUMBER of UNCERTIFIED DEATHS and INQUESTS in IRELAND in SUPERINTENDENT REGISTRARS' DISTRICTS, OR

SUPERINTENDENT REGISTRARS' DISTRICTS OR POOR LAW UNIONS.	TOTAL NUMBER of DEATHS.	NUMBER OF PERSONS WHO DIED.				CAUSES OF													
		In Infirmaries and General and Special Hospitals.	In Public Lunatic Asylums.	In Work-houses and Work-house Hospitals.	At their own Homes, &c.	Enteric Fever.	Typhus.	Small-pox.	Measles.	Scarlet Fever.	Whooping-cough.	Diphtheria.	Influenza.	Dysentery.	Pulmonary Tuberculosis.	Tuberculous Meningitis.	Tuberculosis of Peritoneum and Intestines.	Other Forms of Tuberculosis.	
CLONMEL, ..	375	1	57	81	236	2	-	-	4	-	9	-	3	1	43	1	2	5	
COLERAINE, ..	533	3	-	30	500	1	-	-	1	-	12	1	25	-	32	8	3	5	
COOKSTOWN, ..	386	-	-	27	359	-	-	-	-	1	12	-	8	-	30	3	2	7	
COOTEHILL, ..	304	-	-	20	284	-	4	-	-	-	9	-	9	-	14	-	-	2	
CORK, ..	2,448	316	95	521	1,516	14	-	-	12	8	16	12	21	1	396	31	26	40	
CORROFIN, ..	58	1	-	10	47	-	-	-	-	-	-	-	1	-	5	1	-	-	
CROOM, ..	170	-	-	44	126	1	-	-	1	-	-	-	2	-	16	-	-	-	
DELVIN, ..	113	-	-	26	87	-	-	-	-	-	1	1	1	1	7	-	1	2	
DINGLE, ..	177	-	-	32	145	1	-	-	-	-	1	-	2	1	25	1	1	3	
DONEGAL, ..	350	-	-	20	330	1	-	-	-	-	1	4	5	-	22	-	3	6	
DOWNPATRICK, ..	693	25	52	32	584	-	-	-	1	5	2	2	17	-	62	10	3	10	
DROGHEDA, ..	359	1	-	59	299	-	-	-	-	-	5	1	-	-	31	6	2	5	
DROMORE, WEST, ..	175	-	-	16	159	2	-	-	-	-	-	-	-	-	18	-	-	5	
DUBLIN, NORTH, ..	3,681	658	165	672	2,186	22	-	-	90	15	58	20	36	1	365	55	36	71	
DUBLIN, SOUTH, ..	5,065	1,585	24	895	2,561	32	2	-	181	52	48	87	23	2	720	79	56	100	
DUNDALK, ..	560	16	-	85	459	2	-	-	24	2	11	9	2	-	50	3	3	4	
DUNFANAGHY, ..	208	-	-	7	201	-	-	-	1	3	4	2	2	1	14	1	1	1	
DUNGANNON, ..	546	-	-	58	488	2	-	-	-	-	24	1	15	-	28	-	4	9	
DUNGARVAN, ..	222	-	-	40	182	1	-	-	-	3	3	2	1	-	21	-	-	-	
DUNMANWAY, ..	152	-	-	15	137	-	-	-	-	-	-	1	-	-	8	1	2	1	
DUNSHAUGHLIN, ..	128	-	-	36	92	-	-	-	-	2	5	2	1	-	16	-	-	1	
EDENDERRY, ..	266	-	-	40	226	-	-	-	12	-	1	-	2	-	23	4	2	1	
ENNIS, ..	285	12	27	86	160	1	-	-	-	3	-	-	-	-	39	6	1	3	
ENNISCORTHY, ..	528	-	48	46	434	-	-	-	3	-	-	1	10	-	48	2	7	5	
ENNISKILLEN, ..	435	25	-	36	374	1	-	-	-	3	1	3	11	1	40	5	2	4	
ENNISTIMON, ..	210	-	-	37	173	-	-	-	-	-	-	1	3	-	22	-	-	-	
FERMOY, ..	307	3	-	51	253	1	-	-	-	-	4	-	-	-	38	4	3	4	
GALWAY, ..	520	11	-	116	393	2	3	-	-	8	-	8	9	-	48	6	3	2	
GLENNAMADDY, ..	188	-	-	19	169	-	-	-	-	-	-	2	3	-	16	1	2	1	
GLENTIES, ..	445	-	-	20	425	-	-	-	-	4	-	1	6	-	44	2	4	5	
GOREY, ..	253	-	-	34	219	-	-	-	-	1	-	-	3	-	25	1	1	1	
GORT, ..	137	-	-	18	119	-	-	-	-	-	-	-	2	-	9	1	-	2	
GRANARD, ..	323	-	-	30	293	-	-	-	-	2	-	2	8	-	22	-	-	1	
INISHOWEN, ..	456	-	-	15	441	-	-	-	1	8	9	2	17	-	23	-	-	5	
IRVINESTOWN, ..	247	-	-	11	236	-	-	-	-	1	1	-	4	-	15	1	-	2	
KANTURK, ..	320	-	-	56	264	4	-	-	-	-	-	-	16	1	31	4	1	1	
KELLS, ..	174	-	-	35	139	-	-	-	1	-	5	1	3	-	10	2	-	1	
KENMARE, ..	120	-	-	17	103	-	-	-	-	-	-	-	-	-	9	-	-	3	
KILKEEL, ..	286	-	-	20	266	-	-	-	-	-	-	2	5	-	23	3	2	2	
KILKENNY, ..	413	10	33	81	289	4	1	-	5	3	1	1	10	-	52	2	1	3	
KILLADYSERT, ..	121	1	-	15	105	-	-	-	-	-	-	3	3	-	11	1	-	2	
KILLALA, ..	126	-	-	9	117	-	1	-	-	-	1	-	-	-	21	-	-	2	
KILLARNEY, ..	478	4	35	84	355	6	-	-	1	1	1	1	1	-	65	3	4	5	
KILMACTHOMAS, ..	107	-	-	21	86	-	-	-	-	-	-	1	-	-	6	-	-	2	

HOSPITALS; (2), in PUBLIC LUNATIC ASYLUMS; (3), in WORKHOUSES; and (4), at their OWN HOMES, &c.;
 in the PROVINCES, COUNTIES, and SUPERINTENDENT REGISTRARS' DISTRICTS in
 1912.—continued.
 POOR LAW UNIONS, ARRANGED ALPHABETICALLY.

DEATH.														Number of Uncertified Deaths.	NUMBER OF INQUESTS (as returned by the Registrars).	SUPERINTENDENT REGISTRARS' DISTRICTS OR POOR LAW UNIONS.			
Carcinoma, Sarcoma, Cancer, Malignant Disease.	Diabetes.	Menigitis and Encephalitis.	Heart Disease.	Bronchitis.	Pneumonia (all forms)	Diseases of Stomach.	Diarrhoea and Enteri- tis (under 2 years of age).	Diseases of Liver.	Diseases of Kidney.	Puerperal Septic Diseases.	Accidents of Preg- nancy and Child- birth.	Other Causes.	VIOLENT DEATHS.						
													Accidental.	Homicidal.	Suicidal.	Execution.			
19	-	4	44	46	20	11	9	-	6	3	2	133	7	-	1	-	62	8	CLONMEL.
38	7	2	92	30	22	8	8	1	8	-	1	214	13	-	1	-	67	17	COLERAINE.
17	1	3	75	34	18	5	6	-	7	1	1	146	9	-	-	-	93	4	COOKSTOWN.
17	4	-	38	23	23	11	2	1	9	1	-	133	4	-	-	-	108	3	COOTEHILL.
138	8	30	423	224	133	32	33	13	51	9	7	712	51	-	7	-	183	75	CORK.
1	1	-	6	4	3	3	-	-	1	-	1	28	2	1	-	-	28	2	CORROFIN.
16	2	-	9	13	10	9	1	1	-	-	-	82	6	-	1	-	53	4	CROOM.
3	1	-	17	9	4	3	-	1	1	-	-	59	1	-	-	-	41	-	DELVIN.
9	3	1	10	16	4	2	7	2	5	1	-	78	4	-	-	-	71	2	DINGLE.
11	2	2	52	28	45	7	-	1	6	1	1	146	5	-	1	-	135	2	DONEGAL.
54	3	-	99	40	25	10	7	3	31	2	4	281	20	-	2	-	67	26	DOWNPATRICK.
27	1	1	32	32	20	5	2	3	1	1	1	176	5	-	2	-	59	9	DROGHEDA.
6	-	1	23	22	5	3	-	1	2	-	-	86	1	-	-	-	102	-	DROMORE WEST.
171	14	47	357	423	384	53	112	32	98	9	13	1,119	73	4	3	-	109	109	DUBLIN, NORTH.
302	25	41	448	591	409	39	124	57	162	19	9	1,345	101	3	8	-	131	128	DUBLIN, SOUTH.
32	1	6	61	34	61	4	4	8	7	3	1	212	13	1	2	-	101	18	DUNDALK.
7	4	-	11	19	7	7	-	-	7	-	2	105	9	-	-	-	109	-	DUNFANAGHY.
26	4	3	79	62	15	7	3	2	18	-	1	229	13	-	1	-	136	5	DUNGANNON.
10	-	-	17	16	14	3	2	1	4	-	3	116	5	-	-	-	66	7	DUNGARVAN.
10	-	2	16	10	13	3	1	-	-	1	2	76	5	-	-	-	47	3	DUNMANWAY.
3	1	2	23	7	10	1	-	1	3	-	-	44	6	-	-	-	4	6	DUNSHAUGHLIN.
24	2	2	23	21	9	1	1	2	11	2	2	114	4	2	1	-	64	8	EDENDERRY.
13	1	1	32	27	16	2	4	1	9	-	-	121	2	-	3	-	53	6	ENNIS.
27	3	3	43	55	18	11	3	7	15	2	3	251	11	-	-	-	211	3	ENNISCORTHY.
24	6	1	48	47	16	12	1	2	5	2	1	183	14	-	2	-	145	9	ENNISKILLEN.
7	-	2	23	32	8	3	2	-	6	-	2	94	5	-	-	-	116	3	ENNISTIMON.
23	3	4	35	15	14	1	3	1	8	-	2	135	7	-	2	-	77	7	FERMOY.
22	4	1	47	46	29	7	4	3	8	2	-	242	12	1	3	-	200	12	GALWAY.
18	4	1	20	9	2	1	-	1	2	-	1	98	5	-	1	-	113	3	GLENNAMADDY.
20	2	9	25	44	23	4	5	1	7	2	3	233	1	-	-	-	246	1	GLENTIES.
15	6	5	26	29	7	7	2	2	4	-	1	111	4	1	1	-	69	4	GOREY.
11	-	1	11	12	8	1	-	1	3	-	2	72	1	-	-	-	50	-	GORT.
7	1	3	27	9	12	7	-	2	7	2	2	203	6	-	-	-	170	2	GRANARD.
14	1	2	44	43	14	12	1	1	15	1	-	235	8	-	-	-	262	4	INISHOWEN.
17	3	4	41	26	5	10	1	1	4	-	1	106	3	-	1	-	89	3	IRVINESTOWN.
24	1	2	54	26	8	3	5	2	2	2	1	124	6	-	2	-	73	4	KANTURK.
10	-	3	14	22	5	1	1	2	8	1	2	80	2	-	-	-	56	2	KELLS.
4	-	3	2	13	4	4	-	-	1	-	-	76	1	-	-	-	53	-	KENMARE.
26	2	1	43	16	13	6	4	2	2	2	1	125	6	-	-	-	87	7	KILKEEL.
20	1	-	60	74	24	1	-	1	4	2	1	130	11	1	-	-	83	4	KILKENNY.
2	1	-	8	12	5	4	-	1	4	-	-	61	3	-	-	-	54	2	KILLADYSERT.
4	-	3	6	8	5	1	-	-	3	-	1	66	3	-	1	-	60	-	KILLALA.
30	2	2	44	43	15	9	8	2	6	2	5	212	8	1	1	-	184	5	KILLARNEY.
2	1	-	6	12	4	1	-	1	-	-	1	67	2	-	1	-	37	3	KILMACTHOMAS.

TOTAL NUMBER OF DEATHS.—NUMBER of PERSONS who died (1), in INFIRMARIES and GENERAL and SPECIAL NUMBER of DEATHS from the PRINCIPAL CAUSES; and NUMBER of UNCERTIFIED DEATHS and INQUESTS in IRELAND in SUPERINTENDENT REGISTRARS' DISTRICTS, OR

SUPERINTENDENT REGISTRARS' DISTRICTS OR POOR LAW UNIONS.	TOTAL NUMBER OF DEATHS.	NUMBER OF PERSONS WHO DIED.				CAUSES OF												
		In Infir- maries and General and Special Hos- pitals.	In Public Lunatic Asylums.	In Work- houses and Work- house Hos- pitals.	At their own Homes, &c.	Enteric Fever.	Typhus.	Small-pox.	Measles.	Scarlet Fever.	Whooping-cough.	Diphtheria.	Influenza.	Dysentery.	Pulmonary Tuberculosis.	Tuberculous Meningitis.	Tuberculosis of Peri- forum and In- testines.	Other Forms of Tuberculosis.
KILMALLOCK, ..	426	-	-	94	332	-	-	-	-	1	-	-	13	-	33	6	7	3
KILRUSH, ..	374	-	-	64	310	-	-	-	2	4	1	1	1	-	36	-	2	3
KINSALE, ..	224	-	-	53	171	1	-	-	-	-	1	-	2	-	24	-	1	4
LARNE, ..	524	11	-	45	468	1	-	-	5	3	5	13	9	-	64	13	3	4
LETTERKENNY, ..	216	2	38	19	157	-	-	-	-	4	2	-	2	-	24	-	-	2
LIMAVADY, ..	298	-	-	20	278	-	-	-	-	1	12	2	2	-	21	-	4	2
LIMERICK, ..	1,281	82	39	309	851	5	-	-	182	3	33	2	8	-	127	2	7	7
LISBURN, ..	799	96	-	83	620	10	-	-	-	28	13	36	12	-	67	13	6	5
LISMORE, ..	226	-	-	59	167	-	-	-	-	-	1	-	1	-	23	1	-	1
LISNASKEA, ..	250	-	-	17	233	-	-	-	-	1	-	2	2	-	14	1	1	1
LISTOWEL, ..	509	-	-	73	436	-	5	-	-	1	-	2	1	-	54	5	3	-
LONDONDERRY, ..	984	46	44	71	823	2	-	-	-	-	10	3	12	-	126	15	9	14
LONGFORD, ..	333	4	-	43	286	-	-	-	-	-	-	1	7	-	26	1	3	1
LOUGHREA, ..	248	-	-	37	211	5	-	-	-	-	-	1	-	-	13	4	1	-
LURGAN, ..	947	-	-	144	803	2	-	-	-	11	22	3	32	1	90	14	12	19
MACROOM, ..	261	-	-	32	229	1	1	-	-	1	-	-	1	-	31	-	5	4
MAGHERAFELT, ..	648	-	-	37	611	1	-	-	3	-	1	2	22	-	62	4	6	10
MALLOW, ..	297	-	-	57	240	1	-	-	-	-	-	-	1	-	43	-	1	2
MANORHAMILTON	288	-	-	21	217	5	-	-	-	-	-	1	1	-	15	-	1	4
MIDDLETON, ..	268	-	-	68	200	-	2	-	-	8	-	2	-	-	43	1	1	10
MILLFORD, ..	297	3	-	22	272	-	-	-	-	1	6	5	10	-	23	2	2	6
MILLSTREET, ..	144	-	-	22	122	-	-	-	-	-	-	-	1	-	12	-	3	1
MITCHELSTOWN, ..	222	-	-	25	197	1	-	-	-	-	6	-	-	-	15	4	2	5
MOHILL, ..	277	-	-	21	256	-	-	-	-	2	-	1	24	1	17	-	2	-
MONAGHAN, ..	543	17	56	23	447	-	1	-	-	-	25	-	12	-	53	1	5	7
MOUNT BELLEW, ..	181	-	-	33	148	1	1	-	-	-	2	-	2	-	27	-	1	-
MOUNTMELICK, ..	518	8	64	52	394	-	-	-	-	6	3	2	12	-	50	1	-	2
MULLINGAR, ..	439	7	56	67	309	1	-	-	1	1	-	-	5	-	42	2	2	16
NAAS, ..	510	14	-	60	436	1	-	-	1	-	17	1	4	-	61	8	2	1
NAVAN, ..	239	16	-	50	173	-	-	-	1	2	4	1	4	-	23	5	3	3
NENAGH, ..	324	-	-	46	278	3	-	-	-	-	3	-	11	-	35	1	-	4
NEWCASTLE, ..	365	-	-	59	306	-	-	-	1	5	3	-	3	-	26	6	1	1
NEW ROSS, ..	546	-	-	89	457	-	1	-	11	-	3	1	3	-	62	6	1	4
NEWRY, ..	883	17	-	81	785	6	-	-	3	8	35	1	14	-	63	13	3	6
NEWTOWNARDS, ..	714	8	-	47	659	1	-	-	1	2	4	1	25	1	84	9	9	12
OLDCASTLE, ..	241	-	-	24	217	-	-	-	-	-	2	-	4	-	13	1	1	1
OMAGH, ..	740	17	69	66	588	7	-	-	-	-	-	4	24	-	68	2	1	9
OUGHTERARD, ..	205	-	-	14	191	-	1	-	-	-	-	-	17	-	15	-	-	-
PORTUMNA, ..	151	-	-	21	130	-	-	-	-	-	-	-	-	-	15	-	1	-
RATHDOWN, ..	876	37	11	112	716	-	-	-	39	5	11	8	18	-	82	10	7	6
RATHDRUM, ..	421	14	-	50	357	1	-	-	7	2	25	1	14	-	44	5	2	4
RATHKEALE, ..	241	-	-	41	200	-	-	-	-	1	1	-	7	-	20	2	1	1
ROSCOMMON, ..	224	14	-	32	178	-	-	-	-	-	-	-	5	-	21	-	1	2
ROSCREA, ..	268	-	-	45	223	2	-	-	-	8	2	-	7	-	19	2	2	5
SCARRIFF, ..	263	-	-	40	223	1	-	-	-	-	-	-	4	-	26	-	-	-

HOSPITALS; (2), in PUBLIC LUNATIC ASYLUMS; (3), in WORKHOUSES; and (4), at their OWN HOMES, &c.; the PROVINCES, COUNTIES, and SUPERINTENDENT REGISTRARS' DISTRICTS in 1912—continued.

POOR LAW UNIONS, ARRANGED ALPHABETICALLY.

DEATHS.														Number of Uncertified Deaths.	NUMBER OF INCURSES (as returned by the Registrars).	SUPERINTENDENT REGISTRARS' DISTRICTS OR POOR LAW UNIONS.			
Cardioma, Sarcoma, Cancer, Malignant Disease.	Diabetes.	Meningitis and Encephalitis.	Heart Disease.	Bronchitis.	Pneumonia (all forms).	Diseases of Stomach.	Diarrhoea and Enteritis (under 2 years of age).	Diseases of Liver.	Diseases of Kidney.	Puerperal Septic Diseases.	Accidents of Pregnancy and Child-birth.	Other Causes.	VIOLENT DEATHS.						
													Accidental.	Homicidal.	Suicidal.	Execution.			
15	-	4	46	39	24	10	10	3	4	1	1	193	12	-	1	-	88	11	KILMALLOCK.
11	1	7	30	20	10	3	1	2	2	1	1	227	6	2	-	-	178	12	KILRUSH.
18	1	1	22	31	12	2	1	3	-	-	1	96	2	-	1	-	71	3	KINSALE.
33	5	2	75	54	23	4	9	6	16	-	1	163	13	-	-	-	28	13	LARNE.
9	1	-	15	16	6	4	-	3	4	-	2	112	8	-	2	-	65	11	LETTERKENNY.
18	2	2	34	18	11	6	3	-	10	-	1	144	5	-	-	-	106	2	LIMAVADY.
44	4	11	84	187	60	39	13	3	18	4	9	437	37	2	3	-	202	23	LIMERICK.
44	4	7	104	46	41	11	11	2	21	1	3	289	24	-	1	-	49	25	LISBURN.
9	2	2	34	16	6	3	1	5	5	1	2	111	2	-	-	-	68	2	LISMORE.
17	2	2	37	7	21	6	3	1	4	5	-	117	4	-	2	-	116	4	LISNASKEA.
14	5	5	58	50	20	16	3	3	10	5	1	236	9	-	3	-	180	9	LISTOWEL.
59	7	11	103	131	52	14	15	4	24	6	4	340	21	-	2	-	97	28	LONDONDEBERRY.
11	2	4	25	32	15	3	1	4	14	1	2	176	4	-	-	-	174	1	LONGFORD.
11	-	1	21	16	21	2	2	2	9	-	2	126	8	-	3	-	100	5	LOUGHREA.
59	5	11	106	103	65	19	4	4	26	2	4	308	24	-	1	-	86	23	LURGAN.
13	-	3	27	19	7	5	-	-	5	1	3	125	7	-	2	-	114	7	MACROOM.
46	5	1	93	45	26	9	4	2	19	1	6	261	19	-	-	-	138	16	MAGHERAFELT.
11	2	5	40	42	27	2	5	2	13	-	2	90	8	-	-	-	67	7	MALLOW.
13	5	-	13	24	9	1	1	4	2	5	2	129	1	-	2	-	133	5	MANORHAMILTON.
14	1	2	39	14	6	2	2	2	3	1	1	105	8	-	1	-	54	3	MIDDLETON.
19	1	4	29	26	12	4	1	1	7	-	2	128	8	-	-	-	96	2	MILLFORD.
5	2	2	19	11	5	-	1	2	3	2	1	65	9	-	-	-	37	3	MILLSTREET.
14	1	-	12	13	14	6	4	3	1	-	3	113	5	-	-	-	71	2	MITCHELSTOWN.
6	1	2	14	26	8	9	-	1	6	1	-	150	4	1	1	-	153	5	MOHILL.
19	1	1	82	54	14	14	1	5	8	3	1	226	9	-	1	-	187	7	MONAGHAN.
4	1	4	16	11	5	2	1	4	4	-	1	91	3	-	-	-	77	2	MOUNT BELLEW.
27	5	4	55	27	16	8	3	6	14	-	1	263	12	-	1	-	128	13	MOUNTMELICK.
21	-	1	58	26	12	7	1	4	16	4	4	200	13	-	2	-	110	3	MULLINGAR.
35	2	5	42	43	21	6	6	7	10	2	6	212	15	-	2	-	120	19	NAAS.
13	-	2	35	23	9	6	-	1	9	-	1	86	7	-	1	-	36	4	NAVAN.
17	1	2	30	34	12	1	2	3	5	1	1	147	10	-	1	-	110	8	NENAGH.
9	1	1	30	34	18	6	6	2	11	1	4	191	2	-	3	-	153	3	NEWCASTLE.
27	3	6	62	62	14	13	3	10	18	5	2	220	7	-	2	-	179	7	NEW ROSS.
67	6	8	91	98	71	12	7	4	10	4	4	327	21	-	1	-	172	24	NEWRY.
44	3	8	68	77	35	8	8	3	18	1	7	271	13	-	1	-	47	17	NEWTOWNARDS.
15	2	5	32	12	19	2	-	2	8	3	-	115	3	-	1	-	85	4	OLDCASTLE.
38	2	3	61	78	36	18	5	4	14	1	4	343	17	-	1	-	180	14	OMAGH.
5	-	-	15	21	8	3	-	-	2	-	-	112	6	-	-	-	160	1	OUGHTERARD.
10	1	-	8	7	7	1	-	1	6	-	1	90	3	-	-	-	68	4	PORTUMNA.
55	3	14	99	70	64	4	12	12	30	1	2	304	18	1	1	-	13	24	RATHDOWN.
18	3	6	43	39	19	5	3	4	5	2	-	157	10	-	2	-	76	13	RATHDRUM.
10	3	-	17	24	12	3	6	1	3	-	-	122	7	-	-	-	67	1	RATHKEALE.
14	7	-	13	13	5	4	1	1	9	-	2	122	3	1	-	-	108	1	ROSCOMMON.
17	1	4	33	13	8	2	3	1	7	2	-	123	5	-	2	-	82	3	ROSCREA.
6	4	3	25	15	6	5	1	3	4	1	3	145	9	2	-	-	107	7	SCARRIFF.

Registration of Marriages, Births and Deaths, Ireland.

TOTAL NUMBER OF DEATHS.—NUMBER of PERSONS who died (1), in INFIRMARIES and GENERAL and SPECIAL NUMBER of DEATHS from the PRINCIPAL CAUSES; and NUMBER of UNCERTIFIED DEATHS and INQUESTS in IRELAND in SUPERINTENDENT REGISTRARS' DISTRICTS, OR

SUPERINTENDENT REGISTRARS' DISTRICTS OR POOR LAW UNIONS.	TOTAL NUMBER OF DEATHS.	NUMBER OF PERSONS WHO DIED.				CAUSES OF												
		In Infirmaries and General and Special Hospitals.	In Public Lunatic Asylums.	In Work-houses and Work-house Hospitals.	At their own Homes, &c.	Enteric Fever.	Typhus.	Small-pox.	Measles.	Scarlet Fever.	Whooping-cough.	Diphtheria.	Influenza.	Dysentery.	Pulmonary Tuberculosis.	Tuberculous Meningitis.	Tuberculosis of Peritonsium and Intestines.	Other Forms of Tuberculosis.
SHILLELAGH, ..	123	-	-	10	113	-	-	-	-	-	-	-	7	-	7	1	-	1
SKIBBEREEN, ..	308	-	-	41	267	-	-	-	-	-	6	2	-	-	34	2	3	6
SKULL, ..	122	-	-	12	110	-	-	-	-	1	-	1	-	-	13	1	-	-
SLIGO, ..	576	13	64	66	433	5	1	-	-	4	-	1	13	-	70	4	3	10
STRABANE, ..	552	19	-	53	480	-	-	-	-	3	4	1	7	-	50	4	2	8
STRANORLAR, ..	214	-	-	14	200	1	-	-	-	2	6	-	7	-	18	-	-	1
STROKESTOWN, ..	245	-	-	21	224	-	-	-	-	-	-	-	4	-	30	2	-	1
SWINFORD, ..	523	-	-	46	477	1	-	-	-	-	9	4	7	-	51	8	1	2
THOMASTOWN, ..	239	-	-	35	204	-	-	-	4	-	6	-	12	-	16	1	1	4
THURLES, ..	332	2	-	51	279	1	-	-	-	-	1	-	1	-	26	2	2	-
TIPPERARY, ..	504	-	-	111	393	-	-	-	9	1	-	7	2	-	51	6	7	5
TOBERCURRY, ..	255	-	-	26	229	7	-	-	-	-	-	1	5	-	23	1	1	-
TRALEE, ..	491	5	-	93	393	5	-	-	5	3	-	1	-	1	63	2	5	5
TRIM, ..	233	-	-	43	190	-	-	-	-	1	7	-	3	-	26	-	1	3
TUAM, ..	379	-	-	43	336	1	2	-	-	-	-	4	5	-	35	-	2	1
TULLAMORE, ..	345	5	-	92	248	7	-	-	2	-	-	1	14	-	42	1	1	11
URLINGFORD, ..	130	-	-	12	118	-	-	-	-	-	1	-	4	-	7	-	1	1
WATERFORD, ..	860	58	29	193	580	-	1	-	-	-	1	3	7	1	98	2	15	7
WESTPORT, ..	456	-	-	30	426	-	-	-	-	1	9	2	11	-	39	1	-	3
WEXFORD, ..	541	7	-	55	479	-	-	-	-	1	2	-	5	-	50	5	2	25
YOUGHAL, ..	249	1	33	49	166	-	-	-	-	-	-	1	1	-	30	4	2	2

HOSPITALS; (2), in PUBLIC LUNATIC ASYLUMS; (3), in WORKHOUSES; and (4), at their OWN HOMES, &c.; the PROVINCES, COUNTIES, and SUPERINTENDENT REGISTRARS' DISTRICTS in 1912—*continued*.

POOR LAW UNIONS, ARRANGED ALPHABETICALLY.

DEATH.															Number of Uncertified Deaths.	NUMBER OF INQUESTS (as returned by the Registrar).	SUPERINTENDENT REGISTRARS' DISTRICTS OR POOR LAW UNIONS.		
Carcinoma, Sarcoma, Cancer, Malignant Disease.	Diabetes.	Meningitis and Encephalitis.	Heart Disease.	Bronchitis.	Pneumonia (all forms)	Diseases of Stomach.	Diarrhoea and Enteritis (under 2 years of age).	Diseases of Liver.	Diseases of Kidney.	Puerperal Septic Diseases.	Accidents of Pregnancy and Child-birth.	Other Causes.	E. — VIOLENT DEATHS.						
													Accidental.	Homicidal.	Suicidal.	Execution.			
9	2	2	18	4	2	1	1	1	1	-	-	61	4	-	1	-	43	4	SHILLELAGH.
12	1	5	23	13	8	3	1	1	9	1	4	168	6	-	1	-	164	8	SKIBBEREEN.
12	-	2	16	4	5	1	-	-	1	-	-	60	3	1	1	-	35	6	SKULL.
25	5	2	45	46	14	8	1	4	18	5	1	279	12	-	-	-	200	7	SLIGO.
37	5	4	69	46	34	5	1	6	15	4	5	224	15	-	3	-	140	16	STRABANE.
12	2	-	18	16	5	1	1	3	8	-	-	103	10	-	-	-	84	4	STRANORLAR.
10	1	-	17	34	8	1	-	3	9	1	-	120	4	-	-	-	120	-	STROKESTOWN.
24	-	5	33	34	27	7	4	-	11	1	7	284	7	-	1	-	297	1	SWINFORD.
11	1	3	26	26	5	3	-	1	5	-	-	106	6	2	-	-	91	2	THOMASTOWN.
20	3	2	29	17	25	7	3	2	15	-	2	165	9	-	-	-	131	1	THURLES.
27	3	4	62	40	35	13	10	2	6	1	1	202	9	-	1	-	131	8	TIPPERARY.
8	2	1	9	8	6	4	-	2	5	2	2	162	4	-	2	-	156	1	TOBERCURREY.
25	-	4	28	31	19	10	19	5	10	1	3	237	9	-	-	-	155	1	TRALEE.
21	2	1	34	15	14	6	1	2	6	1	-	85	3	1	-	-	31	7	TRIM.
16	3	3	34	27	12	2	4	3	8	-	2	204	9	-	2	-	152	5	TUAM.
17	1	1	42	7	9	4	3	2	10	-	1	162	7	-	-	-	73	5	TULLAMORE.
6	1	1	12	17	9	3	-	1	3	-	1	57	3	-	-	-	49	1	URLINGFORD.
51	6	10	118	99	39	15	33	8	22	1	3	295	22	1	2	-	124	38	WATERFORD.
28	2	1	27	40	40	9	1	2	6	1	6	221	6	-	-	-	234	2	WESTPORT.
23	1	4	70	58	22	9	2	3	19	4	3	226	6	-	1	-	136	10	WEXFORD.
8	-	3	64	23	7	6	1	4	1	-	1	89	2	-	-	-	54	-	YOUGHAL.

POPULATION OF IRELAND (including Army, Navy, and Merchant Seamen on shore and in port) *estimated* to the middle of each of the Seventy-five years 1838 to 1912, inclusive:—

Middle of the Years.	Estimated POPULATION.			Middle of the Years.	Estimated POPULATION.			Middle of the Years.	Estimated POPULATION.		
	Persons.	Males.	Females.		Persons.	Males.	Females.		Persons.	Males.	Females.
1838	8,067,596	3,963,447	4,104,149	1863	5,718,235	2,799,689	2,918,546	1888	4,801,312	2,360,717	2,440,595
1839	8,111,438	3,988,132	4,123,306	1864	5,640,527	2,761,866	2,878,661	1889	4,757,385	2,340,516	2,416,869
1840	8,155,521	4,012,970	4,142,551	1865	5,594,589	2,740,800	2,853,789	1890	4,717,959	2,322,883	2,395,076
1841	8,199,853	4,037,964	4,161,889	1866	5,522,942	2,700,565	2,822,377	1891	4,680,376	2,306,122	2,374,254
1842	8,220,926	4,047,879	4,173,047	1867	5,486,509	2,681,015	2,805,494	1892	4,633,808	2,282,392	2,351,416
1843	8,239,832	4,056,704	4,183,128	1868	5,465,914	2,669,125	2,796,789	1893	4,607,462	2,268,440	2,339,022
1844	8,276,627	4,074,467	4,202,160	1869	5,449,094	2,659,713	2,789,381	1894	4,589,260	2,259,919	2,329,341
1845	8,295,061	4,083,043	4,212,018	1870	5,418,512	2,641,840	2,776,672	1895	4,559,936	2,247,303	2,312,633
1846	8,287,848	4,078,789	4,209,059	1871	5,398,179	2,630,782	2,767,397	1896	4,542,061	2,239,138	2,302,923
1847	8,025,274	3,943,938	4,081,336	1872	5,372,890	2,616,263	2,756,627	1897	4,529,917	2,234,205	2,295,712
1848	7,639,800	3,746,427	3,893,373	1873	5,327,938	2,590,385	2,737,553	1898	4,518,478	2,229,701	2,288,777
1849	7,256,314	3,551,244	3,705,070	1874	5,298,979	2,575,663	2,723,316	1899	4,502,401	2,221,965	2,280,436
1850	6,877,549	3,361,009	3,516,540	1875	5,278,629	2,569,409	2,709,220	1900	4,468,501	2,204,921	2,263,580
1851	6,514,473	3,181,353	3,333,120	1876	5,277,544	2,572,287	2,705,257	1901	4,447,085	2,196,182	2,250,903
1852	6,336,889	3,095,135	3,241,754	1877	5,286,380	2,579,274	2,707,106	1902	4,434,551	2,193,561	2,240,990
1853	6,198,984	3,031,226	3,167,758	1878	5,282,246	2,579,928	2,702,318	1903	4,417,757	2,189,440	2,228,317
1854	6,083,183	2,976,928	3,106,255	1879	5,265,625	2,574,705	2,690,920	1904	4,408,103	2,188,276	2,219,827
1855	6,014,665	2,946,068	3,068,597	1880	5,202,648	2,543,491	2,659,157	1905	4,399,398	2,186,577	2,212,731
1856	5,972,851	2,926,173	3,046,678	1881	5,145,770	2,519,219	2,626,551	1906	4,397,571	2,186,778	2,210,793
1857	5,919,454	2,897,924	3,021,530	1882	5,101,018	2,497,237	2,603,781	1907	4,388,451	2,183,051	2,205,400
1858	5,890,814	2,881,994	3,008,820	1883	5,023,811	2,461,548	2,562,263	1908	4,384,664	2,184,127	2,200,537
1859	5,861,711	2,865,930	2,995,781	1884	4,974,561	2,439,581	2,534,980	1909	4,386,601	2,187,792	2,198,809
1860	5,820,960	2,845,121	2,975,839	1885	4,938,588	2,424,128	2,514,460	1910	4,385,421	2,188,271	2,197,150
1861	5,788,415	2,831,783	2,956,632	1886	4,905,895	2,410,186	2,495,709	1911	4,383,608	2,188,155	2,195,453
1862	5,775,568	2,827,336	2,948,232	1887	4,857,119	2,387,439	2,469,680	1912	4,384,710	2,189,429	2,195,281

NOTE.—This Table has been constructed for the years 1838 to 1841—By adopting the rate of increase between the population of 1831 and 1841, according to the Irish Census Report of 1841.
 1842 to 1848—By taking the English average birth-rate of 1 in 31, and death-rate of 1 in 45, and deducting the annual emigration from Ireland according to the returns received from the Emigration Commissioners in England.
 1847 to 1851—The English birth-rate, as above, was used, deducting the number of deaths and the number of emigrants in each year, as given in the Irish Census Reports of 1851; an allowance, proportioned to the number of recorded deaths and the number of emigrants being made in each year for the excess of the number thus arrived at for 1851 over the actual population according to the Census of that year.
 1852 to 1871—The English birth and death-rates, as above, were used, deducting the number of emigrants, according to the returns obtained by the Registrar-General for Ireland, and allowing for excess over Census numbers for 1861 and 1871, as explained for the last period.
 1872 to 1912—By adding the Births registered in each year to the estimated population for the previous year, deducting the deaths and the number of emigrants, and adjusting the results for the years 1872-81, 1882-91, 1892-1901, and 1902-1911, to allow for the discrepancy between the number thus arrived at for 1881, 1891, 1901, and 1911, respectively, and the population as shown by the Census in each of these years

AGES of the POPULATION IN IRELAND according to the Census Returns of 1861, 1871, 1881, 1891, 1901, and 1911.

Periods.	Sexes.	AGES—YEARS.													Total.	
		Under 1.	1 and under 5.	5 and under 10.	10 and under 15.	15 and under 20.	20 and under 25.	25 and under 35.	35 and under 45.	45 and under 55.	55 and under 65.	65 and under 75.	75 and under 85.	85 and under 95.		95 and upwards.
1861.	Males,	69,609	282,583	309,712	305,954	329,364	297,707	366,362	277,311	261,889	204,801	87,228	35,414	5,593	790	2,837,370
	Females,	67,204	274,315	301,532	291,067	343,467	317,403	391,165	318,451	285,639	224,155	96,893	41,043	6,700	1,178	2,961,597
	Total,	136,813	556,898	611,244	597,021	672,831	615,110	758,127	595,762	547,528	428,956	184,121	76,457	12,293	1,968	*5,798,967
1871.	Males,	66,978	264,033	319,804	322,395	258,657	214,201	342,821	260,410	224,532	204,719	111,823	39,110	7,099	995	2,639,753
	Females,	66,372	255,933	312,374	307,387	272,970	243,543	389,928	283,605	252,265	220,167	112,968	44,346	7,760	1,413	2,772,624
	Total,	133,350	519,966	632,178	629,782	531,627	457,744	732,749	544,015	476,797	424,886	224,791	83,456	14,859	2,408	*5,412,377
1881.	Males,	53,486	238,757	314,481	315,004	274,033	231,754	296,304	262,654	213,639	171,818	105,962	46,839	5,941	840	2,533,277
	Females,	51,479	232,261	307,156	301,566	284,923	245,642	337,478	296,122	229,416	192,302	107,609	46,836	6,567	1,271	2,641,559
	Total,	104,965	471,018	621,637	616,370	558,956	477,296	633,782	558,776	443,055	364,120	213,571	93,675	12,508	2,111	*5,174,836
1891.	Males,	46,390	192,513	258,406	280,357	276,314	223,860	286,249	227,003	217,927	163,081	92,462	44,120	8,544	875	2,318,953
	Females,	44,399	187,071	250,366	269,565	273,594	220,642	311,809	261,109	240,696	171,060	98,747	46,088	8,556	1,161	2,385,797
	Total,	90,789	379,584	508,772	549,922	549,908	444,502	598,058	488,112	458,623	334,141	191,209	90,208	17,100	2,036	*4,704,750
1901.	Males,	43,996	180,834	228,430	234,232	235,000	217,297	320,890	233,799	194,474	169,192	96,301	38,074	6,774	747	2,200,040
	Females,	42,265	175,617	222,450	225,378	237,787	226,907	335,743	248,976	218,987	182,015	94,637	39,739	7,114	1,120	2,258,735
	Total,	86,261	356,451	450,880	459,610	472,787	444,204	656,633	482,775	413,461	351,207	190,938	77,813	13,888	1,867	4,458,775
1911.	Males,	42,524	178,259	222,133	217,311	214,923	191,318	312,093	273,226	198,139	137,710	143,989	52,953	6,894	576	2,192,048
	Females,	41,587	173,334	215,730	209,761	208,086	184,910	323,917	263,553	196,036	144,771	170,219	57,823	7,666	778	2,193,171
	Total,	84,111	351,593	437,863	427,072	423,009	376,228	636,010	536,779	394,175	282,481	314,208	110,776	14,560	1,354	4,390,219

* In 3,638 instances in 1861—2,453 males, and 1,385 females; in 3,769 instances in 1871, viz., 2,176 males, and 1,593 females; in 2,996 instances in 1881, viz., 1,765 males, and 1,231 females; and in 1,786 instances in 1891, viz., 852 males, and 934 females, the age was not stated in the Returns.

METEOROLOGICAL OBSERVATIONS

FOR EACH MONTH OF THE YEAR 1912.

BY SIR JOHN W. MOORE, Honorary Physician in Ordinary to His Majesty the King in Ireland, B.A., M.D., DUBL.; D.SC., OXON.; F.R.C.P.I.; F.R.MET. SOC.

(Extracted from the *Dublin Journal of Medical Science*).

JANUARY.—The cloudy, mild, windy, wet weather which set in after the 18th of October, 1911, lasted until January 20th, a full three months. During that long period an equatorial current of air was almost constantly passing over the Atlantic Ocean and the western shores of Europe. In the course of the night of January 5-6 a deep atmospheric depression arrived suddenly off the west coast of Ireland. By the morning of the 7th this system had spread eastwards to Germany, the barometer falling below 28·8 inches over Belgium and Rhenish Prussia. North of the trough of low pressure a brisk N.E. wind set in, after a downpour of rain had occurred. On Monday, the 8th, however, a new depression on the Atlantic caused the wind to return to points between S.E. and S.W., and widespread gales were felt on that day and again on the 10th. On the 10th and following days a very steep baric gradient existed in the far north, the difference in the barometer readings in the west of Iceland and over the Gulf of Bothnia exceeding 2 inches on the 13th and 14th. A very similar distribution of pressure continued during the third week (14th to 20th), and the weather remained very unsettled, with heavy falls of rain, sleet or snow. On the morning of Thursday, the 18th, the barometer stood at or slightly above 31 inches in Sweden (31·05 inches at Hernösand), and snow lay to a depth of 8 inches at Bath and 7 inches at Cirencester. From the 21st a marked improvement in the weather was observed in Ireland and Scotland; but the change for the better did not reach the south of England for some days owing to the presence of local atmospheric depressions over the English Channel and adjoining coasts. During the last few days of the month an anticyclone developed over the British Isles, and the weather became dry and extremely cold—on the 29th the screened thermometers fell to 19° at Nairn and Oxford, 18° in London and at Nottingham, and 12° at Buxton. At the last-named station 11° was recorded on the 30th. These low temperatures fade into insignificance when compared with a minimum of—33° reported from Haparanda in Sweden on the 26th.

In Dublin the arithmetical mean temperature (42·1°) was above the average (41·7°) by 0·4 of a degree; the mean dry-bulb readings at 9 a.m. and 9 p.m. were 41·9°. In the forty-seven years ending with 1912, January was coldest in 1881 (M. T. = 33·2°), and warmest in 1898 (M. T. = 47·8°). In 1911 the M. T. was 41·4°.

The mean height of the barometer was 29·858 inches, or 0·016 inch below the corrected average value for January—namely, 29·874 inches. The mercury rose to 30·389 inches at 9 a.m. of the 30th, and fell to 28·721 inches at 3 p.m. of the 6th. The observed range of atmospheric pressure was, therefore, 1·668 inches.

The mean temperature deduced from daily readings of the dry-bulb thermometer at 9 a.m. and 9 p.m. was 41·9°, or 0·8° above the value for January, 1911. Using the formula, *Mean Temp.* = *Min.* + (*Max.* — *Min.*) × .52, the M. T. becomes 42·3°, compared with a thirty-five years' (1871-1905) average of 41·9°. The arithmetical mean of the maximal and minimal readings was 42·1°, compared with a thirty-five years' average of 41·7°. On the 13th the thermometer in the screen rose to 53·2°—wind, S.S.W.; on the 30th the temperature fell to 27·1°—wind W. The minimum on the grass was 24·9° on the 30th.

The rainfall was 3·510 inches, distributed over 19 days. Of this amount .765 inch fell on the 6th. The average rainfall for January in the thirty-five years, 1871-1905, inclusive, was 2·210 inches, and the average number of rainy days was 18. The rainfall, therefore, and the rain-days were above the average. The record rainfall for January was in 1895—namely, 5·711 inches on 24 days. In 1876, only .406 inch was measured on but 9 days. In 1907, only .428 inch fell on but 9 days. In 1911, only .638 inch fell on 10 days.

The atmosphere was densely foggy on the 21st and 22nd. High winds were noted on 8 days, but reached the force of a gale only on the 8th. Snow and hail fell on the 27th—hail alone on the 26th. A lunar halo was seen on the 5th, 29th, and 30th; a lunar corona on the 4th and 5th. Temperature reached or exceeded 50° in the screen on 10 days; while it fell to 32° in the screen on 4 nights. The grass minimum was 32° or less on 11 nights. On the 28th the maximal temperature in the screen was 38·1°.

At the Normal Climatological station in Trinity College, Dublin, Mr. C. D. Clark reports that the mean height of the barometer was 29·868 inches, the range of atmospheric pressure being from 30·396 inches at 9 a.m. of the 2nd to 28·898 inches at 9 a.m. and 9 p.m. of the 6th. The mean

value of the readings of the dry-bulb thermometer at 9 a.m. and 9 p.m. was 42.6°. The arithmetical mean of the daily maximal and minimal temperatures was 42.4°. The screened thermometers rose to 55.2° on the 13th, and fell to 26.1° on the 30th. On the 29th the grass minimum was 11.0°. Rain fell on 17 days to the amount of 3.209 inches, the greatest fall in 24 hours being .750 inch on the 6th. The duration of bright sunshine, according to the Campbell-Stokes recorder, was 30.9 hours, of which 5.1 hours occurred on the 29th. The mean daily sunshine was 1.0 hour. The mean temperature of the soil at 9 a.m. was 41.8° at a depth of 1 foot; at a depth of 4 feet it was 45.3°.

Captain Edward Taylor, D.L., reports a rainfall of 3.55 inches on 19 days at Ardgillan, Balbriggan, Co. Dublin. This measurement was 1.21 inches in excess of the average, and the rain-days were 1 in excess. The maximal fall in 24 hours was .65 inch on the 5th. The highest temperature in the shade was 51.1° on the 1st, the lowest was 27.1° on the 30th.

Dr. Henry Cullinan furnishes the following Abstract of Observations taken at Portrane House, Donabate, Co. Dublin, during month of January, 1912, Lat. 53° 29' N., Long. 6° 7' W. :—

Rainfall (on 16 days),	3.09 inches.
Greatest daily Rainfall (on 5th),52 inch.
Highest Temperature in Shade (on 12th),	53.8°
Lowest Temperature in Shade (on 30th),	25.2°
Mean Maximum Temperature for Month,	45.9°
Mean Minimum Temperature for Month,	37.0°
Arithmetical Mean Temperature,	41.5°

Mr. T. Bateman reports that the rainfall at The Green, Malahide, Co. Dublin, was 2.965 on 17 days. The greatest fall in 24 hours was .55 inch on the 5th. The mean shade temperature was 37.5°, the extremes being—highest, 48.5° on the 4th; lowest, 21° on the 29th.

At Cheeverstown Convalescent Home, Clondalkin, Co. Dublin, Miss C. Violet Kirkpatrick registered 2.54 inches of rain on 19 days. The heaviest fall in 24 hours was .75 inch on the 5th.

At the Ordnance Survey Office, Phoenix Park, Dublin, rain fell on 19 days to the amount of 2.968 inches, the greatest measurement in 24 hours being .860 inch on the 6th. The total duration of bright sunshine was 44.2 hours, the largest amount recorded on one day being 6.2 hours on the 29th.

Dr. Christopher Joynt, F.R.C.P.I., recorded 3.645 inches of rain on 19 days at 21 Leeson Park, Dublin. The heaviest fall in 24 hours was .800 inch on the 6th. In January, 1911, .645 inch of rain fell on 9 days at this station.

Dr. Arthur S. Goff reports that the rainfall at Lynton, Dundrum, Co. Dublin, was 5.15 inches on 21 days, the greatest daily measurement being 1.12 inches on the 15th. The thermometer in the shade ranged from 54° on the 1st to 26° on the 30th. The mean shade temperature was 41.7°.

At Manor Mill Lodge, Dundrum, Co. Dublin, Mr. George B. Edmondson recorded a rainfall of 4.78 inches on 20 days, the maximum being 1.06 inches on the 15th. The mean temperature of the month was 41.0°, the thermometric range being from 53° on the 1st to 28° on the 30th and 31st.

At Druid Lodge, Killiney, Co. Dublin, Mrs. Olive F. Symes measured 4.97 inches of rain on 15 days. The largest fall in 24 hours was 1.25 inches on the 15th.

At Coolagad, Greystones, Co. Wicklow, Dr. John H. M. Armstrong measured 6.85 inches of rain on 19 days, the maximum in 24 hours being 1.85 inches on the 15th. On the 8th also 1.01 inches fell.

Dr. W. Stewart Ross recorded a rainfall of 5.11 inches on 17 days at Clonsilla, Greystones, Co. Wicklow, the largest measurement in 24 hours being 1.11 inches on the 15th. The thermometer in the screen rose to 53° on the 3rd and fell to 28° on the 30th. The mean maximum was 45.3°, the mean minimum was 36.0°, and the mean temperature of the whole month was 40.7°.

At the Royal National Hospital for Consumption for Ireland, Newcastle, Co. Wicklow, Dr. Charles D. Hanan, M.B., measured 6.22 inches of rain on 22 days, the maximum in 24 hours being 1.51 inches on the 15th. The mean maximal temperature in the screen was 46.6°, the mean minimum was 36.7°, and the resultant mean temperature was 41.7°. The screened thermometers rose to 53.4° on the 13th and fell to 28.0° on the 30th.

In Cork, Mr. William Miller measured 5.29 inches of rain on 10 days, the greatest rainfall in 24 hours being .81 inch on the 10th. The rainfall was 1.09 inches in excess of the average for January, but the rain-days were 3 short of the average.

The Rev. Arthur Wilson, M.A., reports that rain fell on 22 days at the Rectory, Dunmanway, Co. Cork, to the amount of 7.26 inches. The heaviest falls were 1.17 inches on the 12th and 1.05 inches on 5th. The first three weeks were very mild and wet. It was very dry and cold from the 22nd, with E. and S.E. winds and frequent black frosts. Thunder and lightning occurred on the evening of the 6th, and there was sheet lightning on the 8th.

At Derreen, Kenmare, Co. Kerry, Mr. W. Holbrow measured 9·75 inches of rain on 23 days. The largest measurement on any one day was 1·38 inches on the 13th. Other heavy rainfalls were 1·24 inches on the 5th and 1·25 inches on the 7th. Thunder occurred on the 6th. Gales prevailed on the 16th and 18th. Snow fell on the 28th.

FEBRUARY.—Opening with a spell of unusually severe and intensely cold weather, February, 1912, proved a mild, windy and rainy month. On Thursday, the 1st, an anticyclone central off the N. W. of Iceland stretched thence to the Hebrides, while a deep atmospheric depression covered the Baltic region, and another low pressure system was advancing eastwards towards France from the Atlantic. This distribution of pressure brought polar winds and great cold to all parts of the British Isles, snow and hail falling in nearly all places. The cold grew more and more intense until the 4th, when a minimum of -5° in the screen was recorded at West Linton in Scotland (Peebles). On that same day the maximum temperature at Holyhead was 25° , and in Dublin (where the wind was E.S.E. off the sea) 31° . But a change to milder conditions was quickly brought about by the approach to the Irish coasts from S.W. of a deep depression, near the centre of which the barometer stood below 28·7 inches on the morning of the 5th in lat. 49° N., long. 13° W. This system spread gradually north-eastwards to the Norwegian sea, and was followed by a succession of atmospheric depressions, which travelled along the same path quite to the end of the month. They started from the vicinity of the Azores, and finally passed within the Arctic Circle, in most instances between Iceland and the Norwegian coast. A great preponderance of S.E. and S. winds, clouds, rain and high temperature resulted from this distribution of pressure. In Northern and Eastern Europe, and especially in Russia, the cold was often very intense. At Haparanda, on the Gulf of Bothnia, the thermometer sank to -38° F. on the 4th and to -36° F. on the 21st. An interesting feature in the month's record is the fact that the barometer never once rose to 30 inches in Dublin.

In Dublin the mean temperature (43°) was 1° above the average (42°). The mean dry-bulb readings at 9 a.m. and 9 p.m. were 43° . In the forty-eight years ending with 1912, February was coldest in 1895 (M. T. = 34°), and warmest in 1903 (M. T. = 47°). In 1911 the mean temperature was 43° .

The mean height of the barometer was 29·543 inches, or 0·312 inch below the average value for February—namely, 29·855 inches. The mercury rose to 29·961 inches at 9 a.m. of the 14th and fell to 28·714 inches at 4 p.m. of the 8th. The observed range of atmospheric pressure was, therefore, 1·247 inches.

The mean temperature deduced from daily readings of the dry-bulb thermometer at 9 a.m. and 9 p.m. was 43° , or 1° above the value for January, 1912. Using the formula, *Mean Temp.* = *Min.* + (*Max.* — *Min.*) \times .50, the M. T. is 43° , compared with a thirty-five years' (1871-1905) average of 42° . On the 22nd the thermometer in the screen rose to 57° —wind, S.W.; on the 3rd it fell to 23° —wind, N.W. The minimum on the grass was 21° on the 3rd.

The rainfall was 2·562 inches, distributed over 18 days. The average rainfall for February in the thirty-five years, 1871-1905, inclusive, was 2·010 inches, and the average number of rain-days was 15. The rainfall, therefore, and also the rain-days were above the average. In 1883 the rainfall in February was large—3·752 inches on 17 days; in 1879 also 3·706 inches fell on 23 days. On the other hand, in 1891, only .042 inch was measured on but 2 days. In 1911, only .990 inch fell on, however, 17 days.

Fog occurred on the 6th, 17th and 18th. The amount of cloud—66·4 per cent. was about the average—66 per cent. High winds were noted on 13 days, and reached the force of a gale on the 23rd, 27th and 29th. Hail fell on the 2nd and 4th; snow on the 3rd, 4th and 5th. Solar halos appeared on the 14th and 15th; lunar halos on the 25th, 26th, 27th and 29th.

The temperature reached or exceeded 50° in the screen on 14 days, and fell to 32° on 6 nights. The minima on the grass were 32° or less on 8 nights, compared with every night in 1895. The thermometer failed to rise to 40° in the screen in the daytime on the first 5 days, and rose no higher than 31° on the 4th. The highest minimum was 50° on the 28th.

In Dublin the rainfall up to February 29th amounted to 6·072 inches on 37 days, compared with a thirty-five years' (1871-1905) average of 4·220 inches on 33 days.

At the Normal Climatological Station in Trinity College, Dublin, Mr. C. D. Clark reports that the mean height of the barometer was 29·569 inches. The range of atmospheric pressure was between 28·790 inches at 9 p.m. of the 8th and 29·980 inches at 9 a.m. of the 14th. The mean value of the readings of the dry-bulb thermometer at 9 a.m. and 9 p.m. was 43° . The arithmetical mean of the daily maximal and minimal temperatures was 43° . The screened thermometers rose to 58° on the 22nd, and fell to 22° on the 3rd. On the 3rd the grass minimum was 12° . Rain fell on 14 days to the amount of 2·150 inches, the greatest fall in 24 hours being .556 inch on the 18th. The duration of bright sunshine, according to the Campbell-Stokes recorder, was 56·7 hours, of which 7·7 hours occurred on the 23rd, and 6·0 hours on the 25th. The mean daily duration of bright sunshine was 2·0 hours. The mean earth temperatures were—at 1 ft., 41° ; at 4 ft., 43° . The one-foot thermometer ranged between 35° on the 5th and 46° on the 29th. The four-foot thermometer ranged from 41° on the 8th and 9th to 45° on the 29th.

The rainfall at Ardgillan, Balbriggan, Co. Dublin, measured by Captain Edward Taylor, D.L. was 2·83 inches on 17 days. This amount was ·93 inch in excess of the average, and the rain day were 2 in excess. The largest fall in 24 hours was ·84 inch on the 18th. From January 1 to February 29, inclusive, 6·38 inches of rain fell on 36 days—the differences in excess of the average being 2·15 inches and 4 days. The thermometers in the shade rose to 55·9° on the 22nd and 27th having fallen to 21·1° on the 3rd.

Dr. Henry Cullinan furnishes the following abstract of observations taken at Portrane House Donabate, Co. Dublin, during the month of February, 1912. Lat. 53° 29' N., Long. 6° 7' W. :—

Rainfall (on 16 days),	2·03 inches
Greatest Daily Rainfall (on 18th),	·60 inch
Highest Temperature in Shade (on 27th),	56·8°
Lowest Temperature in Shade (on 3rd),	20·2°
Mean Maximum Temperature,	47·2°
Mean Minimum Temperature,	37·5°
Mean Temperature of Air,	42·4°

Mr. T. Bateman reports that the rainfall at The Green Malahide, Co. Dublin, was 2·185 inches on 17 days. The greatest fall in 24 hours was ·665 inch on the 18th. The mean shade temperature was 39·3°, the extremes being—highest, 55°, on the 26th; lowest, 17°, on the 2nd.

At the Ordnance Survey Office, Phoenix Park, the rainfall was 1·558 inches on 16 days, the maximal measurement in 24 hours being ·430 inch on the 18th. The total amount of sunshine was 69·7 hours, the greatest daily duration being 8·6 hours on the 23rd.

The rainfall at Leeson Park, Dublin, is given by Dr. C. Joynt, F.R.C.P.I., as 2·546 inches on 17 days, ·630 inch having been measured on the 7th, and ·620 inch on the 18th.

At the Cheeverstown Convalescent Home for Little Children of the Poor, Clondalkin, Co. Dublin, Miss C. Violet Kirkpatrick recorded a rainfall of 2·04 inches on 16 days, the largest fall in 24 hours being ·64 inch on the 18th.

Dr. Arthur S. Goff reports that at Lynton, Dundrum, Co. Dublin, rain fell on 18 days to the amount of 3·82 inches, the greatest daily fall being 1·00 inch on the 7th. In the 10 years, 1901-1910, the average rainfall in February at Lynton was 2·232 inches on 15 days. The temperature in the shade ranged from 25° on the 3rd to 57° on the 22nd. The mean temperature in the screen was 43·0°. Hail showers occurred on the 1st, and snow fell on the 3rd and 4th.

Mr. George B. Edmondson recorded a rainfall of 3·73 inches on 18 days at Manor Mill Lodge, Dundrum, Co. Dublin, the largest measurement in 24 hours being ·88 inch on the 7th. The mean temperature of the month was 42·2°, the shaded thermometer rising to 57° on the 22nd, and falling to 26° on the 3rd.

Mrs. Olive F. Symes recorded a rainfall of 3·32 inches on 11 (?) days at Druid Lodge, Killiney, Co. Dublin. The maximum in 24 hours was 1·30 inches on the 7th. The average rainfall for February at Killiney in the 24 years, 1885-1908, inclusive, was 1·752 inches on 14·2 days.

Dr. John H. Armstrong reports that at Coolagad, Greystones, Co. Wicklow, the rainfall was 6·07 inches on 22 days. The heaviest fall in 24 hours was 1·69 inches on the 7th. The thermometer fell to 20° on the 2nd and 3rd.

At Clonsilla, Greystones, Co. Wicklow, Dr. W. Stewart Ross measured 4·08 inches of rain on 20 days, the maximum in 24 hours being 1·20 inches on the 7th. The mean temperature of the month was 41·2°, the extreme temperatures being 27° on the 2nd, 3rd and 4th, and 58° on the 27th.

At the Royal National Hospital for Consumption for Ireland, Newcastle, Co. Wicklow, Dr. Charles D. Hanan measured 5·59 inches of rain on 22 days, the largest daily measurement being 1·37 inches on the 7th. The mean temperature at the Hospital was 43·1°, the extremes being—highest, 58° on the 26th; lowest, 22° on the 3rd. The mean maximum was 46·6°, the mean minimum, 39·6°.

The Rev. Arthur Wilson, M.A., returns the rainfall at the Rectory, Dunmanway, Co. Cork, at 8·07 inches on 24 days, the greatest fall in 24 hours being 1·04 inches on the 14th. The rainfall on the 5th was ·93 inch, and that on the 21st was ·92 inch. The rainfall in 1912 to February 29th, inclusive, amounted to 15·33 inches, or 5·45 inches over the average.

MARCH.—The unsettled weather, which began after St. Luke's Day last October, continued through March. The atmosphere was in an unusually unstable state over the North Atlantic and the western shores of Europe. At first the successive depressions moved from the neighbourhood of the Azores towards the British Isles and Norway. Later on in the month, after the 10th, a high pressure system stretched from the Azores to Madeira and West Africa. Depressions still reached the British and Irish coasts, but they no longer travelled northwards or north-eastwards, but moved along a more easterly track, especially towards the close of the month. On the 4th a well-marked

line squall, accompanied by sharp thunderstorms and exceedingly heavy gusts of wind, swept eastwards from the S.W. of Ireland to the S.E. of England. The remarkable velocity of 89 miles an hour was recorded at Pendennis Castle, Falmouth, in one of these gusts. On the 21st also, a similar line-squall crossed England from the Scilly Isles to East Anglia, attended by thunderstorms and hail. The month closed with a strong N. wind and a downpour of rain, hail and sleet or snow.

In Dublin the arithmetical mean temperature (46.3°) was 2.6° above the average (43.7°). The mean dry-bulb readings at 9 a.m. and 9 p.m. were 44.7° . In the forty-eight years ending with 1912, March was coldest in 1867 and 1883 (M. T. = 39.0°), and warmest in 1903 (M. T. = 48.1°). In 1911 the M. T. was 43.3° .

The mean height of the barometer was 29.568 inches, or 0.348 inch below the corrected average value for March—namely, 29.916 inches. The mercury rose to 30.203 inches at 9 a.m. of the 29th and fell to 28.740 inches at 7 p.m. of the 4th. The observed range of atmospheric pressure was, therefore, 1.463 inches.

The mean temperature deduced from daily readings of the dry-bulb thermometer at 9 a.m. and 9 p.m. was 44.7° . Using the formula, $Mean\ Temp. = Min. + (Max. - Min.) \times .485$, the M. T. becomes 46.1° . The arithmetical mean of the maximal and minimal readings was 46.3° , compared with a thirty-five years' (1871-1905) average of 43.7° . On the 25th the thermometer in the screen rose to 60.2° —wind, S.W.; on the 11th temperature fell to 33.7° —wind, calm. The minimum on the grass was 32.6° , also on the 11th.

The rainfall was 2.727 inches, distributed over 24 days. The average rainfall for March in the thirty-five years, 1871-1905, inclusive, was 1.910 inches, and the average number of rain-days was 17. The rainfall, therefore, and also the rain-days were much above the average. In 1867 the rainfall in March was very large—4.972 inches on 22 days. On the other hand, the smallest March rainfall was .288 inch on 8 days in 1893. In 1911 the rainfall was 1.664 inches on 17 days.

The atmosphere was foggy on the 4th and 11th. High winds were noted on 10 days, but did not reach the force of a fresh gale on any occasion in Dublin. A solar halo appeared on the 3rd, 18th, 30th and 31st, and a lunar halo on the 30th. There was a lunar corona on the night of the 1st. Hail fell on the 5th, 15th, 17th and 21st; sleet on the 15th. The lowest daily maximum temperature was 46.6° on the 22nd. The highest daily minimum was 49.2° on the 25th.

The rainfall in Dublin during the three months ending March 31st amounted to 8.799 inches on 61 days, compared with 3.292 inches on 44 days in 1911, 7.674 inches on 52 days in 1910, and a thirty-five years' (1871-1905, inclusive) average of 6.130 inches on 50.0 days.

At the Normal Climatological Station in Trinity College, Dublin, the Observer, Mr. C. D. Clark, reports that the mean height of the barometer was 29.585 inches, the highest reading observed being 30.211 inches at 9 a.m. of the 29th, the lowest, 28.794 at 9 a.m. of the 21st. The mean temperature was 46.1° , the mean dry-bulb reading at 9 a.m. and 9 p.m. being 45.3° . The screened thermometers rose to 60.2° on the 25th, and fell to 31.7° on the 12th. The grass minimum was 24.0° on the 21st. The mean daily maximum was 52.9° , and the mean daily minimum, 39.3° . Rain fell on 21 days to the amount of 2.520 inches, .400 inch being measured on the 20th. There were 119.1 hours of bright sunshine, of which 8.8 hours occurred on the 30th. The mean temperature of the soil at 9 a.m. at a depth of one foot was 45.1° ; at a depth of 4 feet it was presumably 46.3° . The 4-foot thermometer was broken on the 15th and not replaced until the 22nd.

Captain Edward Taylor, D.L., returns the rainfall at Ardgillan, Balbriggan, Co. Dublin, as 3.08 inches on 24 days. This amount was 1.07 inches above the average, and the rain-days were 7 in excess. Up to March 31st, the rainfall at Ardgillan amounted to 9.46 inches, or 3.21 inches above the average, and the rain-days were 60, or 10 in excess of the average number for the first quarter of the year. The thermometers in the screen rose to 58.9° on the 25th and fell to 33.0° on the 16th.

Mr. T. Bateman returns the rainfall at The Green, Malahide, Co. Dublin, as 2.14 inches on 24 (?) days. The greatest rainfall in 24 hours was .225 inch on the 31st. The extremes of temperature in the shade were—highest, 59.0° , on the 25th; lowest, 28.5° , on the 10th. The mean temperature was 42.7° .

Miss C. Violet Kirkpatrick measured 2.63 inches of rain on 25 days at Cheeverstown Convalescent Home for Little Children, Clondalkin, Co. Dublin. The largest amount recorded in 24 hours was .29 inch on the 4th.

Dr. C. Joynt, F.R.C.P.I., returns the rainfall at 21 Leeson Park, Dublin, as 2.597 inches on 24 days, .460 inch being measured on the 20th.

Dr. Arthur S. Goff reports that at Lynton, Dundrum, Co. Dublin, rain fell on 26 days to the amount of 3.07 inches, compared with an average of 2.64 inches on 20 days in the 10 years ended with 1910. The greatest daily rainfall was .61 inch on the 20th. The temperature in the shade ranged from 62° on the 25th to 33° on the 11th. The mean shade temperature was 45.9° compared with a ten years' (1901-1910) average of 43.7° , and with 42.2° in 1911.

At Manor Mill Lodge, Dundrum, Co. Dublin, Mr. George B. Edmondson recorded a rainfall of 2·74 inches on 25 days, the maximum in 24 hours being ·59 inch on the 20th. The mean temperature of the month was 45·7°, the extremes being—highest, 62° on the 25th; lowest, 34·0° on the 11th.

At the Ordnance Survey Office, Phoenix Park, Dublin, rain fell on 21 days to the total amount of 2·200 inches, the largest measurement being ·350 inch on the 4th. The duration of bright sunshine was 120·0 hours, of which 8·3 hours occurred on the 11th.

Mrs. Olive F. Symes reports a rainfall of 2·97 inches on 16 (?) days at Druid Lodge, Killiney; the greatest measurement in 24 hours being ·59 inch on the 20th. At Killiney the average rainfall for March in the 24 years, 1885-1908, inclusive, was 1·948 inches on 17 days. Since January 1, 1912, the rainfall at Druid Lodge has been 11·26 inches on 42 (?) days.

Dr. J. H. Armstrong reports that at Coolagad, Greystones, Co. Wicklow, 4·52 inches of rain fell on 24 days. The maximal fall in 24 hours was ·63 inch on the 20th. Half an inch or upwards also fell on the 4th (·50 inch), the 7th (·57 inch), and the 31st (·55 inch).

At Clonsilla, Greystones, Co. Wicklow, Dr. W. Stewart Ross recorded a rainfall of 3·83 inches on 21 days, the maximum in 24 hours being ·51 inch on the 7th. The mean temperature of the month was 45·1°, the mean maximum being 52·0°, and the mean minimum 38·2°. The thermometer rose to 62° on the 26th and fell to 31° on the 18th.

Dr. Charles D. Hanan, M.B., Resident Medical Officer, reports that the rainfall at the Royal National Hospital for Ireland for Consumption, Newcastle, Co. Wicklow, was 4·38 inches on 23 days, the maximal fall in 24 hours being ·53 inch on the 7th. The mean air temperature was 45·4°—the extremes being—highest, 61° on the 13th; lowest, 33° on the 18th. The mean maximum was 50·7°; the mean minimum, 40·1°.

The Rev. Arthur Wilson, M.A., writing from Dunmanway Rectory, Co. Cork, states that 6·84 inches of rain fell there on 26 days, ·80 inch being measured on the 7th and ·76 inch on the 20th. The rainfall of the first quarter of 1912 at Dunmanway equals 22·17 inches—an amount which is 7·10 inches over the average (15·07 inches) for the last 7 years. The month was unsettled, but on the whole mild, with many fine bright days followed by heavy rains by night. Hail showers were frequent, and thunder and lightning occurred on the mornings of the 4th and 21st. There was snow on the 15th and on the morning of the 20th.

APRIL.—April, 1912, was fine, dry, bright and genial. The nights were often cold, especially in the latter half of the month, but warm sunshine by day more than compensated for this, so that the mean temperature proved to be nearly 2° above normal. The month opened with a cold day, with snow on the Dublin and Wicklow Mountains, and a temperature range in the City of Dublin from 34·9° to 48·5°. A strong polar wind swept all over North-western Europe on that day, but with the establishment of an anticyclone over the Bay of Biscay and France and the simultaneous appearance of atmospheric depressions in the Icelandic region, brisk warm equatorial winds set in and a squally mild period followed. On Easter Monday, the 8th, very stormy weather was felt owing to the sudden development of a deep barometric depression off the North of Scotland, pressure decreasing to 28·9 inches in the Orkneys. Cold N.W. winds set in as the disturbance passed eastwards to Sweden, in the south-east of which country the barometer fell to about 28·6 inches at Stockholm. An anticyclone now developed over the British Isles, causing fine, dry weather. On the 20th and 21st, however, a shallow depression off the south of Ireland brought a copious rainfall to this country—the total precipitation amounting to ·972 inch in Dublin, 1·425 inches at Fassaroe, Co. Wicklow, and 1·44 inches at Coolagad, Greystones, Co. Wicklow. At Killarney as much as 1·3 inches fell on the 20th. The last ten days of the month were beautiful—bright days being followed by calm, sharp nights. On Friday and Saturday, the 26th and 27th, thunder and lightning occurred in Connaught and Donegal, but the accompanying rainfall was scanty. On the last night of the month, however, a genial rain refreshed the already luxuriant vegetation of a singularly favourable spring.

In Dublin the arithmetical mean temperature (49·5°) was 1·9° above the average (47·6°). The mean dry-bulb readings at 9 a.m. and 9 p.m. were 49·4°. In the forty-eight years ending with 1912, April was coldest in 1879 (the cold year) (M. T. = 44·5°), and warmest in 1893 (M. T. = 51·4°). In 1911 the M. T. was 48·0°.

The mean height of the barometer was 30·183 inches, or 0·333 inch above the average value for April—namely, 29·850 inches. The mercury rose to 30·499 inches at 9 a.m. of the 14th, and fell to 29·587 inches at 9 a.m. of the 8th. The observed range of atmospheric pressure was, therefore, ·912 inch.

The mean temperature deduced from daily readings of the dry-bulb thermometer at 9 a.m. and 9 p.m. was 49·4°, or 4·7° above the value for March, 1912. Using the formula *Mean Temp.* = *Min.* + (*Max.* — *Min.*) × ·476, the value is 49·1°, or 1·8° above the average mean temperature for April, calculated in the same way, in the thirty-five years, 1871-1905, inclusive (47·3°). The arithmetical mean of the maximal and minimal readings was 49·5°, compared with a thirty-five years' (1871-1905, inclusive) average of 47·6°. On the 16th the thermometer in the screen rose to 62·2°—wind, S.; on the 9th the temperature fell to 34·1°—wind, W. by N. The minimum on the grass was 31·9° on the 1st and 9th.

The rainfall was 1·320 inches, distributed over 7 days. The average rainfall for April in the thirty-five years, 1871-1905, inclusive, was 1·940 inches, and the average number of rain-days was 16. The rainfall, therefore, and also the rain-days were below the average. In 1877 the rainfall in April was very large—4·707 inches on 21 days. On the other hand, in 1873, only 498 inch was measured on 8 days. In 1911, 1·408 inches fell on 15 days.

High winds were noted on 7 days, but reached the force of a gale only on the 8th. Hail fell on the 8th and 9th; sleet on the 1st. The temperature rose above 60° in the screen on 8 days. It failed to reach 50° on the 1st and 12th. It never fell to 32° in the screen, but on 2 nights it fell to or below 32° on the grass. The mean lowest temperature on the grass was 39·7°, compared with 40·2° in 1911, 36·0° in 1910, 39·0° in 1909, 35·4° in 1908, 36·7° in 1907, 33·6° in 1906, 37·3° in 1905, 39·1° in 1904, 37·0° in 1903, 36·8° in 1902, 37·3° in 1901, and only 31·6° in 1887.

The rainfall in Dublin during the four months ending April 30th amounted to 10·119 inches on 68 days, compared with only 4·700 inches on 59 days in 1911, an average of 8·338 inches on 69 days in the first decade of the twentieth century, and a thirty-five years' (1871-1905) average of 8·070 inches on 66 days.

At the Normal Climatological Station in Trinity College, Dublin, Mr. C. D. Clark reports that the mean height of the barometer was 30·200 inches, the range of atmospheric pressure being from 29·640 inches at 9 a.m. of the 8th to 30·497 inches at 9 a.m. of the 14th. The mean value of the readings of the dry-bulb thermometer at 9 a.m. and 9 p.m. was 49·7°. The arithmetical mean of the daily maximal and minimal temperatures was 48·7°. The screened thermometers rose to 63·2° on the 16th, and fell to 33·8° on the 1st. On the 3rd the grass minimum was 26·5°. Rain fell on 5 days to the amount of 1·179 inches, the greatest fall in 24 hours being 835 inch on the 21st. The duration of bright sunshine, according to the Campbell-Stokes recorder, was 169·2 hours, of which 11·8 hours occurred on the 23rd. The mean daily duration of sunshine was 5·6 hours. The mean temperature of the soil at 9 a.m. was 49·0° at a depth of 1 foot; at a depth of 4 feet it was 48·0°.

Captain Edward Taylor, D.L., gives the rainfall at Ardgillan, Balbriggan, Co. Dublin, as 1·12 inches on 8 days, the rainfall being 87 inch below, and the rain-days 8 below, the average. The heaviest fall in 24 hours was 73 inch on the 21st. The rainfall from January 1st equals 10·58 inches on 68 days—that is, 2·35 inches and 3 days over the average. The thermometers in the screen rose to 61·9° on the 6th, and fell to 32·4° on the 9th.

Mr. T. Bateman, of The Green, Malahide, Co. Dublin, returns the rainfall at 99 inch on 9 days. The greatest fall in 24 hours was 63 inch on the 21st. The mean shade temperature was 46·6°, the extremes being—highest, 60° on the 30th; lowest, 30° on the 8th.

At the Ordnance Survey Office, Phoenix Park, Dublin, rain fell on 6 days to the amount of 1·080 inches, the greatest measurement in 24 hours being 680 inch on the 21st. The total amount of bright sunshine was 179·5 hours, of which 12·6 hours fell on the 23rd, the brightest day of the month.

At Cheeverstown Convalescent Home for Little Children, Clondalkin, Co. Dublin, Miss C. Violet Kirkpatrick recorded 1·54 inches of rain on 10 days. The largest fall in 24 hours was 84 inch on the 21st.

At 21 Leeson Park, Dublin, Dr. Christopher Joynt, F.R.C.P.I., measured 1·324 inches on 7 days, the largest amount recorded in 24 hours being 910 inch on the 21st.

Dr. Arthur S. Goff reports that the rainfall at Lynton, Dundrum, Co. Dublin, was 1·59 inches on 9 days. The greatest daily rainfall was 1·08 inches on the 21st. The mean shade temperature was 49·1°, compared with a ten years' (1901-1910) average of 46·6°. The thermometric range was from 35° on the 1st, 3rd and 12th, to 65° on the 16th.

Mr. George B. Edmondson recorded a rainfall of 1·54 inches on 9 days at Manor Mill Lodge, Dundrum, Co. Dublin. The greatest fall in 24 hours was 1·08 inches on the 21st. The thermometer in the screen ranged between 68° on the 16th to 35° on the 1st, 3rd, 9th and 12th. The mean temperature of the month was 49·0°.

At Druid Lodge, Killiney, Co. Dublin, Mrs. Olive F. Symes states that 1·41 inches of rain fell on 4 days. The maximal fall in 24 hours was 1·00 inch on the 21st.

At the Sanatorium of the Dublin Joint Hospital Board, Crooksling, Co. Dublin, Dr. A. J. Blake, the Resident Medical Superintendent, reports a rainfall of 1·65 inches on 11 days. The largest measurement in 24 hours (from 9 a.m. to 9 a.m.) was 91 inch on 21st.

Dr. John H. Armstrong reports that at Coolagad, Greystones, Co. Wicklow, the rainfall amounted to 1·64 inches on 9 days. The heaviest fall in 24 hours was 94 inch on the 21st. The total rainfall in 1912, up to April 30th, was 19·08 inches on 74 days, compared with 6·07 inches on 56 days in the corresponding period of 1911.

Dr. W. S. Ross recorded 1·52 inches of rain on 7 days at Clonsilla, Greystones, the largest measurement in 24 hours being 83 inch on the 21st. The thermometer rose to 64° on the 5th, having fallen to 32° on the 3rd. The arithmetical mean temperature was 48·3°.

Dr. Charles D. Hanan, Resident Medical Officer at the Royal National Hospital for Consumption, Newcastle, Co. Wicklow, reports that the rainfall at that place was 1·47 inches on 6 days, the maximal fall in 24 hours being ·89 inch on the 21st. The mean temperature of the air was 47·7°, the thermometer in the screen having risen to 60° on the 6th, 23rd and 24th, and fallen to 34° on the 1st and 29th. The mean maximal temperature was 54·5°, the mean minimum being 40·9°.

At the Rectory, Dunmanway, Co. Cork, the Rev. Arthur Wilson, M.A., measured only ·45 inch of rain on 9 days. The rainfall was 3·93 inches less than the average. The heaviest falls were on the 20th (·22 inch) and 8th (·08 inch). There was no rain from the 11th to the 18th or from the 21st to the 29th, inclusive. It was a bright and sunny month with few frosts at night. There had been only one month in the last 7 years with a smaller rainfall record—i.e., Aug., 1909—which had only ·32 inch. *Proxime accessit* Sept., 1909, with ·50 inch. During the previous 5½ months, from Oct. 13th, 1911, to March 31st, 1912, the rainfall amounted to 50·61 inches. The rainfall for the 4 completed months of 1912 equals 22·62 inches on 81 days, the average for the same period in the last 7 years being 19·45 inches.

MAY.—A dry and yet showery month, for there was a measurable rainfall on 19 out of 31 days, although the total precipitation in Dublin only slightly exceeded an inch (1·042 inches). A marked advance in temperature was the main feature in the weather of the week ended Saturday, the 11th, the mean temperature of which week was 57·5°, or 6·4° over the average. On its closing day the thermometer rose to 68·9° in the screen in Dublin (Fitzwilliam Square) and to mid-summer heat in the London district—78° at Westminster, 79° at South Kensington, 81° at Camden Square, and 83° at Greenwich Observatory. A relapse in temperature characterised the following week, its mean temperature being only 51·5°—that is, a falling off of 6° so far as Dublin is concerned. This depression of temperature lasted through the third week (19th-25th), and from the 20th to noon of the 23rd the weather was not only unseasonably cold, but also extremely dull, with frequent rain-showers. The following two days, the 24th and 25th, however, although still somewhat cold, were brilliantly fine. The closing period of the month was generally fine in the Dublin district, but on the 30th and 31st thunderstorms became prevalent in several places, the electrical disturbances being accompanied by widely varying amounts of rain.

In Dublin the arithmetical mean temperature (53·9°) was 1·7° above the average (52·2°). The mean dry-bulb readings at 9 a.m. and 9 p.m. were 53·3°. In the forty-eight years ending with 1912, May was coldest in 1869 (M. T. = 48·2°), and warmest in 1893 (M. T. = 56·7°). In 1911 the M. T. was 55·3°.

The mean height of the barometer was 29·969 inches, or 0·020 inch below the corrected average value for May—namely, 29·989 inches. The mercury rose to 30·400 inches at 9 a.m. of the 25th, and fell to 29·510 inches at 4 p.m. of the 15th. The observed range of atmospheric pressure was, therefore, 0·890 inch.

The mean temperature deduced from daily readings of the dry-bulb thermometer at 9 a.m. and 9 p.m. was 53·3°, or 3·9° above the value for April, 1912—49·4°. Using the formula *Mean Temp. = Min. + (Max. - Min.) × .47*, the value is 53·5°, or 1·7° above the average mean temperature for May, calculated in the same way, in the thirty-five years, 1871-1905, inclusive (51·8°). The arithmetical mean of the maximal and minimal readings was 53·9°, compared with a thirty-five years' average of 52·2°. On the 11th the thermometer in the screen rose to 68·9°—wind, W.S.W.; on the 13th the temperature fell to 38·9°—wind, W.N.W. The minimum on the grass was 34·8° on the 13th.

The rainfall amounted to 1·042 inches, distributed over 19 days. The average rainfall for May in the thirty-five years, 1871-1905, inclusive, was 1·970 inches, and the average number of rain-days was 15. The rainfall, therefore, was considerably below the average, whereas the rain-days were 4 in excess. In 1886 the rainfall in May was very large—5·472 inches on 21 days; in 1869, also, 5·414 inches fell on 19 days. On the other hand, in 1895, only ·177 inch was measured on but 3 days. In 1896 the fall was only ·190 inch on 7 days. In 1911, 1·286 inches fell on 10 days.

A solar halo appeared on the 2nd, 8th, 10th, 17th and 27th. No high winds were noted. Hail fell on the 16th. There was a fog on the 10th.

The mean minimal temperature on the grass was 44·5°, compared with 46·2° in 1911, 42·0° in 1910, 41·9° in 1909, 45·2° in 1908, 41·6° in 1907, 41·9° in 1906, 42·5° in 1905, 42·6° in 1904, 44·3° in 1903, 40·3° in 1902, 41·7° in 1901, and 37·6° in 1894. The maximum never fell short of 50°. The absolute maximum was 68·9° on the 11th.

The rainfall in Dublin during the five months ended May 31st amounted to 11·161 inches on 87 days, compared with 5·986 inches on 69 days in 1911, 12·421 inches on 92 days in 1910, 10·098 inches on 75 days in 1909, 10·078 inches on 95 days in 1908, 9·499 inches on 81 days in 1907, 11·592 inches on 97 days in 1906, 9·026 inches on 81 days in 1905, 11·741 inches on 92 days in 1904, 12·560 inches on 95 days in 1903, 9·973 inches on 81 days in 1902, 7·724 inches on 67 days in 1901, 5·971 inches on 70 days in 1896, and a thirty-five years' average of 10·040 inches on 81 days.

At the Normal Climatological Station in Trinity College, Dublin, the observer, Mr. C. D. Clark, returns the mean height of the barometer as 29·987 inches, the highest reading observed being 30·396 inches at 9 a.m. of the 25th, the lowest, 29·598 inches at 9 p.m. of the 15th. The arithmetical mean temperature was 53·1°, the mean dry-bulb reading at 9 a.m. and 9 p.m. being 53·8°. Rain fell on 13 days to the amount of 1·073 inches, ·330 inch being measured on the 19th. The number of hours of bright sunshine registered by the Campbell-Stokes sunshine recorder was 157·8, giving a daily average of 5·1 hours. The corresponding figures for May, 1904, were 192·5 hours and 6·2 hours; for 1905, 215·7 hours and 7·0 hours; for 1906, 132·5 hours and 4·3 hours; for 1907, 173·0 hours and 5·6 hours; for 1908, 193·9 hours and 6·3 hours; for 1909, 231·5 hours and 7·5 hours; for 1910, 175·5 hours and 5·7 hours; and for 1911, 214·0 hours and 6·9 hours, respectively. The mean earth-temperature at 9 a.m. was 54·5° at a depth of one foot below the surface, 51·7° at 4 feet. The corresponding values for 1911 were 54·6° and 51·0°; for 1910, 54·7° and 49·3°, and for 1909, 52·3° and 50·0°. The lowest temperature on the grass (terrestrial-radiation) was 28·0° on the 13th. The highest temperature in the shade was 70·6° on the 11th; the lowest was 37·0° on the 13th.

Captain Edward Taylor, D.L., returns the rainfall at Ardgillan, Balbriggan, Co. Dublin, as having been 1·01 inches on 12 days; the largest fall in one day was ·30 inch on the 19th. The rainfall was ·91 inch below the average, the rain-days were 2 in defect. Since January 1, 11·59 inches of rain have fallen at that station on 80 days, this measurement being 1·44 inches above the average and the rain-days being 1 in excess. The shade temperature ranged from 67·7° on the 11th to 33·9° on the 13th. Lightning was seen on the 11th, and thunder was heard on the 31st.

Mr. T. Bateman returns the rainfall at The Green, Malahide, Co. Dublin, at 1·04 inches on 13 days. The greatest rainfall in 24 hours was ·315 inch on the 19th. The extremes of temperature in the shade were—highest, 69° on the 11th; lowest, 34° on the 12th. The mean temperature was 51·8°.

At the Ordnance Survey Office, Phoenix Park, Dublin, rain fell on 16 days to the amount of 1·185 inches, the largest measurement in 24 hours being ·480 inch on the 19th. The total amount of sunshine was 158·9 hours, the most in one day being 14·5 hours on the 25th.

Dr. C. Joynt, F.R.C.P.I., returns the rainfall at 21 Leeson Park, Dublin, at ·952 inch on 16 days, ·300 inch being measured on the 19th.

At Cheeverstown Convalescent Home for Little Children of the Poor, Clondalkin, Co. Dublin, Miss C. Violet Kirkpatrick recorded a rainfall of 1·77 inches on 20 days, the maximal fall in 24 hours being ·53 inch on the 19th.

Dr. Arthur S. Goff returns the rainfall at Lynton, Dundrum, Co. Dublin, at 1·15 inches on 19 days. The greatest daily measurement was ·27 inch on the 19th. The temperature in the shade ranged from 70° on the 7th and 14th to 40° on the 13th and 24th. The mean temperature of the month was 54·8°, compared with 55·6° in 1911, 52·4° in 1910, 53·6° in 1909, 56·2° in 1908, 51·1° in 1907, 51·8° in 1906, 54·5° in 1905, 53·3° in 1904, 53·1° in 1903, 50·5° in 1902, and 52·6° in 1901.

At Manor Mill Lodge, Dundrum, Co. Dublin, Mr. George B. Edmondson measured ·94 inch of rain on 19 days, the greatest fall in 24 hours being ·25 inch on the 19th. The mean temperature was 53·9°, the extremes being—highest, 70° on the 12th; lowest, 40·0° on the 13th, 16th, 25th and 26th.

At the Sanatorium of the Dublin Joint Hospital Board, Crooksling, Co. Dublin, Dr. A. J. Blake, the Resident Medical Superintendent, reports a rainfall of 1·38 inches on 15 days. The largest measurement in 24 hours was ·42 inch on the 19th.

Mrs. Olive F. Symes reports that the rainfall at Druid Lodge, Killiney, Co. Dublin, was ·89 inch on 17 days, ·32 inch being measured on the 19th. The average rainfall in May at Killiney in 24 years, 1885-1908, inclusive, was 2·136 inches on 13·8 days.

At Coolagad, Greystones, Co. Wicklow, the rainfall measured by Dr. J. H. Armstrong was 1·11 inches on 16 days, ·44 inch falling on the 19th. The total fall since January 1st, 1912, equals 20·19 inches on 90 days.

Dr. W. Stewart Ross measured ·90 inch of rain on 12 days at Clonsilla, Greystones, Co. Wicklow. The heaviest fall in 24 hours was ·36 inch on the 19th. The mean temperature was 52·7°—highest being 74° on the 12th and 15th, lowest 36° on the 15th. The mean maximum was 61·6°, the mean minimum was 43·8°.

Dr. Charles D. Hanan, M.B., reports that the rainfall at the Royal National Hospital for Consumption, Newcastle, Co. Wicklow, was 1·29 inches on 13 days, the greatest fall in 24 hours being ·37 inch on the 19th. The screened thermometers ranged from 69° on the 11th to 37° on the 13th. The mean temperature at 9 a.m. and 9 p.m. was 51·8°.

The Rev. Arthur Wilson, M.A., writing from Dunmanway Rectory, Co. Cork, states that 1·94 inches of rain fell there on 18 days, ·58 inch being measured on the 19th. At Dunmanway May was a fine and warm month on the whole, though the first ten days were damp. The 12th, 13th, 14th, 25th, 26th, 27th and 28th were very bright and warm. It was cooler on the 15th, 16th, 23rd, 24th, 30th and 31st. Distant thunder was heard on the 30th.

JUNE.—A broken, cloudy, rainy month—such must be the description of June, 1912. These features are explained by the distribution of atmospheric pressure over the Atlantic and Western Europe. Areas of relatively high barometer were generally found both in the Icelandic region and in the vicinity of the Azores. Between these areas a trough of low pressure existed, depressions of no great depth drifting slowly eastwards or north-eastwards across the British Isles to the Baltic and the Continent. In the first week the centres of the low pressure systems were found over England or the English Channel. In Ireland, E. and N.E. winds prevailed, and the weather was generally finer than in England—the valley of the Thames receiving especially heavy rains. In the week ended Saturday, the 15th, the weather remained in an extremely changeable state, with frequent falls of rain in all districts, and thunder and hail storms in many places. Over the S.E. of England a marked improvement took place after Monday, the 17th, and on Wednesday, the 19th, the temperature rose to 83° in London and to 84° at Greenwich. Elsewhere the weather remained very unsettled, with frequent heavy rain in Ireland and the west of Scotland—in the latter country temperature was very low for the time of year, especially on the 17th, when the thermometer sank to 35° at Balmoral, 37° at West Linton, and 38° at many other Scottish stations. From this date to the end of the month areas of low atmospheric pressure were found over Ireland or off the N.W. shores of this country, and accordingly S. and S.W. winds prevailed, and rain fell in heavy showers—particularly in the afternoons.

In Dublin the arithmetical mean temperature (57·1°) was below the average (57·9°) by 0·8°; the mean dry-bulb readings at 9 a.m. and 9 p.m. were 56·2°. In the forty-eight years ending with 1912, June was coldest in 1909 (M. T. = 54·8°), 1907 (M. T. = 55·4°), 1882 (M. T. = 55·8°), and 1879 ("the cold year") (M. T. = 55·9°). It was warmest in 1887 (M. T. = 62·3°), 1896 (M. T. = 61·4°), and 1899 (M. T. = 61·3°). June, 1909, established a record for coldness. In 1911, the M. T. was 58·4°.

The mean height of the barometer was 29·765 inches, or 0·152 inch below the corrected average value for June—namely, 29·917 inches. The mercury rose to 30·031 inches at 9 p.m. of the 26th, and fell to 29·372 inches at 9 a.m. of the 4th. The observed range of atmospheric pressure was, therefore, ·659 inch.

The mean temperature deduced from daily readings of the dry-bulb thermometer at 9 a.m. and 9 p.m. was 56·2°, or 2·9° above the corresponding M. T. for May, 1912. Using the formula, *Mean Temp.* = *Min.* + (*Max.* — *Min.*) × ·465, the value was 56·7°, or 0·7° below the average mean temperature for June, calculated in the same way, in the thirty-five years, 1871-1905, inclusive (57·4°). The arithmetical mean of the maximal and minimal readings was 57·1°, compared with a thirty-five years' average of 57·9°. On the 12th the thermometer in the screen rose to 68·9°—wind, W.S.W.; on the 1st the temperature fell to 45°—wind, E.N.E. The minimum on the grass was 42·3°, also on the 1st.

The rainfall amounted to 2·595 inches on 23 days. The average rainfall for June in the thirty-five years, 1871-1905, inclusive, was 1·990 inches, and the average number of rain-days was 15. The rainfall, therefore, and the rain-days were much above the average. In 1878 the rainfall in June was very large—5·058 inches on 19 days; in 1879 also, 4·046 inches fell on 24 days. On the other hand, in 1889, only ·100 inch was measured on 6 days. In 1887 the rainfall was only ·252 inch, distributed over 5 days. June, 1910, established an undisputed record for excessive rainfall in Dublin—the measurement being 6·211 inches on 19 days. In 1911, 1·743 inches fell on 11 days.

High winds were noted on 7 days.

The rainfall in Dublin during the six months ending June 30th amounted to 13·756 inches on 110 days, compared with 7·729 inches on 80 days in 1911, 18·632 inches on 111 days in 1910; 12·061 inches on 84 days in 1909, 11·729 inches on 107 days in 1908, 12·336 inches on 108 days in 1907, 12·641 inches on 109 days in 1906, only 6·741 inches on 67 days in 1887, and a thirty-five years' average of 12·030 inches on 96 days.

At the Normal Climatological Station in Trinity College, Dublin, the observer, Mr. C. D. Clark, reports that the mean height of the barometer was 29·795 inches, the highest reading observed being 30·055 inches at 9 p.m. of the 26th, the lowest, 29·388 inches, at 9 a.m. of the 4th. The arithmetical mean temperature was 56·3°, the mean dry-bulb reading at 9 a.m. and 9 p.m. being 58·3°. The thermometer rose to 69·9° in the shade on the 12th, and fell to 42·2° on the 9th. The grass minimum was 35·0° on the 1st. Rain fell on 23 days to the amount of 2·404 inches, ·226 inch being measured on the 2nd. The number of hours of bright sunshine registered by the Campbell-Stokes sunshine recorder was 161·7, giving a daily average of 5·4 hours. The corresponding figures for 1905 were 217·6 hours and 7·3 hours; 1906, 210·3 hours and 7·0 hours; 1907, 129·4 hours and 4·3 hours; 1908, 181·4 hours and 6 hours; 1909, 158·7 hours and 5·3 hours; 1910, 139·9 hours and 4·7 hours; and 1911, 190·9 hours and 6·4 hours. The mean earth temperature read at 9 a.m. was 58·5° at a depth of 1 foot below the surface of the ground, 54·8° at a depth of 4 feet.

At Ardgillan, Balbriggan, Co. Dublin, Captain Edward Taylor, D.L., measured 3·58 inches of rain on 22 days, the heaviest fall in 24 hours being ·55 inch on the 24th. The rainfall was 1·33 inches above the average, while the rain-days were 9 in excess. Temperature in the screen rose to 66·9° on the 9th, and fell to 43·5° on the 17th. Since January 1, 1912, the rainfall at Ardgillan amounts to 15·17 inches, or 2·76 inches more than the average, and the rain-days number 102, or 10 in excess. The extremes of rainfall in June at Ardgillan in recent years have been—greatest, 4·62 inches in 1910; least, 1·20 inches in 1904.

At Cheeverstown, Clondalkin, Co. Dublin, Miss Violet C. Kirkpatrick recorded 4·14 inches of rain on 26 days. The greatest falls in 24 hours at Cheeverstown were ·42 inch on the 2nd and ·41 inch on the 13th.

Dr. Arthur S. Goff returns the rainfall at Lynton, Dundrum, Co. Dublin, at 3·26 inches on 25 days, compared with 6·97 inches on 21 days in 1910, and 1·58 inches on 10 days in 1911. The greatest daily fall was ·37 inch on the 2nd. The mean shade temperature was 58·4°. The thermometric range was from 73° on the 11th to 41° on the 7th.

At Manor Mill Lodge, Dundrum, Co. Dublin, Mr. George B. Edmondson registered a rainfall of 2·78 inches on 23 days. The greatest fall in 24 hours was ·39 inch on the 2nd. The mean temperature of the month was 56·2°, the extremes being—highest, 69° on the 12th; lowest, 31° on the 6th. The half-year's rainfall was 16·51 inches on 114 days, compared with 8·20 inches on 85 days in the same period of 1911.

Mrs. Olive F. Symes supplies the following record of the rainfall at Druid Lodge, Killiney:—Rain fell on 20 days to the amount of 2·70 inches, the maximal fall in 24 hours being ·40 inch on the 2nd. The average rainfall for June at Cloneevin, Killiney, in the 24 years, 1885-1908, was 1·771 inches on 13·2 days.

Mr. T. Bateman reports that the rainfall at The Green, Malahide, was 3·31 inches on 21 days. The heaviest fall in 24 hours was ·60 inch on the 25th. The mean shade temperature was 56·0°, the extremes being—highest, 70° on the 18th; lowest, 43° on the 2nd.

Dr. C. Joynt returns the rainfall at 21 Leeson Park, Dublin, at 2·420 inches on 22 days, ·270 inch having been recorded on the 2nd, and ·250 inch on the 27th. The half year's fall was 13·484 inches on 105 days.

Dr. J. H. Armstrong reports that at Coolagad, Greystones, Co. Wicklow, the rainfall was 4·92 inches on 23 days. The heaviest rainfall in 24 hours was ·68 inch on the 23rd. On the 8th ·64 inch fell, on the 27th ·57 inch, and on the 24th ·53 inch.

At Clonsilla, Greystones, Co. Wicklow, Dr. W. Stewart Ross measured 3·81 inches of rain on 19 days—49 inch being recorded on the 27th. The mean temperature was 53·4°, the extremes being—highest, 70°, on the 12th, 15th, 18th and 19th; lowest, 40°, on the 1st. The mean maximal temperature was 61·0°; the mean minimal temperature was 46·2°.

Dr. Charles D. Hanan, M.B., reports that at the Royal National Hospital for Consumption for Ireland, Newcastle, Co. Wicklow, rain fell on 20 days to the amount of 3·50 inches, the maximal fall in 24 hours being ·56 inch on the 27th. The mean temperature for the month was 54·8°, the extremes being—highest, 69° on the 12th; lowest, 41° on the 1st. The mean maximum temperature was 61·0°; the mean minimum temperature was 48·6°.

At the Ordnance Survey Office, Phoenix Park, Dublin, rain fell in June on 23 days to the total amount of 3·395 inches, ·360 inch being registered on the 9th. The duration of bright sunshine was 140·3 hours, the most in one day being 11·9 hours on the 1st.

At the Sanatorium of the Dublin Joint Hospital Board, Crooksling, Co. Dublin, Dr. A. J. Blake, Resident Medical Superintendent, recorded a rainfall of 4·52 inches on 24 days. The heaviest fall in 24 hours was ·48 inch on the 2nd; on the 12th, ·45 inch fell.

The Rev. Arthur Wilson, M.A., reports a rainfall of 7·59 inches on 27 days at the Rectory, Dunmanway, Co. Cork. On the 21st, 1·03 inches were measured. Severe frost occurred on the night of the 3rd. The rainfall for the completed six months of 1912 amounts to 32·15 inches on 126 days, the averages being 26·33 inches and 116 days. There were frequent thunderstorms on the first 10 days. The June rainfall at Dunmanway was 4·53 inches more than the average for that month in the last 7 years, and exceeded the aggregate June rainfall of the past 4 years by ·22 inch. Thus, June, 1908, 1·19 inches; June, 1909, 1·18 inches; June, 1910, 2·79 inches; and June, 1911, 2·21 inches—total, 7·37 inches.

JULY.—July, 1912, proved a disappointing month. Heavy showers fell on Monday, the 1st, but a change to fine, dry and seasonable weather was quickly brought about by the extension over the British Isles of a vast anticyclone which rested upon the Atlantic, with its central area near the Azores. Cool, northerly winds prevailed during this anticyclonic period. In the second week a spell of unsettled, dull and rainy weather was experienced in Ireland, with dominant winds between S. and W. In the South of England much finer and more summer-like conditions asserted themselves, and on Friday, the 12th, the thermometer rose to 91° in London and to 90° at Greenwich, whereas in Dublin the maximum temperature on that day was no higher than 60·4°. On the 13th a second anticyclonic period set in, and was followed by a rainless week in the Dublin district for the first time since July, 1911. Besides being fine and dry, the third week of the month was also seasonably warm, notwithstanding a constant prevalence of winds from polar quarters. In London and its neighbourhood torrid heat prevailed until Thursday, the 18th, when a sudden change to winter from summer occurred. From Sunday, the 21st, cloudy, rainy, thundery weather held to the close of the month, belying the fair promise of its earlier days. This

broken weather was connected with the constant presence of areas of low pressure on the Atlantic to the southward or westward of Ireland. The deepest of these cyclonic systems moved northwards to the Hebrides, and on the early morning of the 29th the barometer fell slightly below 29 inches at Stornoway. On the 31st another depression arrived over Ireland from the Atlantic, the day proving in Dublin the coldest, dullest, wettest day experienced in July for many years.

In Dublin the arithmetical mean temperature (58.9°) was 1.6° under the average of the 35 years 1871-1905 (60.5°); the mean dry-bulb readings at 9 a.m. and 9 p.m. were 57.9° . In the forty-eight years ending with 1912, July was coldest in 1879 ("the cold year") (M. T. = 57.2°). It was warmest in 1905 (M. T. = 63.8°); and in 1887 (M. T. = 63.7°). In 1910 the M. T. was 58.5° ; in 1911 it was 63.5° .

The mean height of the barometer was 29.942 inches, or 0.027 inch above the corrected average for July—namely, 29.915 inches. The mercury rose to 30.315 inches at 9 p.m. of the 4th, and fell to 29.283 inches at 4 p.m. of the 29th. The observed range of atmospheric pressure was, therefore, 1.032 inches.

The mean temperature deduced from daily readings of the dry-bulb thermometer at 9 a.m. and 9 p.m. was 57.9° , or 1.7° above the value for June, 1912. Using the formula $Mean\ Temp. = Min. + (Max. - Min.) \times .465$, the value was 58.4° , or 1.7° below the average mean temperature for July, calculated in the same way, in the thirty-five years, 1871-1905, inclusive (60.1°). The arithmetical mean of the maximal and minimal readings was 58.9° , compared with a thirty-five years' average of 60.5° . On the 15th the thermometer in the screen rose to 73.1° —wind, N.N.E.; on the 19th the screened thermometer fell to 46.9° —wind, N.W. The minimum on the grass was 45.7° , also on the 19th.

The rainfall was 3.055 inches, distributed over 17 days. The average rainfall for July in the thirty-five years, 1871-1905, inclusive, was 2.680 inches, and the average number of rain-days was 17. The rainfall, therefore, was above, whereas the rain-days were equal to, the average. The maximal fall in 24 hours was .564 inch on the 31st. On the 23rd .514 inch was measured. In 1880 the rainfall in July was very large—6.087 inches on 24 days; in 1896, also, 5.474 inches fell on 18 days. On the other hand, in 1870, only .539 inch was measured on 8 days; in 1869 the fall was only .739 inch on 9 days; and in 1868 .741 inch fell on but five days. In 1911, 2.994 inches fell on 14 days.

High winds were noted on 7 days, but never attained the force of a gale (8). Temperature reached or exceeded 70° in the screen on only 4 days compared with 21 days in 1911, 4 days in 1910, 3 days in 1909, 9 days in 1908 and 1907, 10 in 1906, 17 in 1905, and 10 in 1904. The thermometer failed to reach 60° on the 31st, when the maximum was 56.3° . In 1888 the maximum for July was only 68.7° .

Lightning was seen on the 18th. A thunderstorm occurred on the night of the 23rd, and thunder was heard on the afternoon of the 24th.

The rainfall in Dublin during the seven months ending July 31st amounted to 16.811 inches on 127 days, compared with 10.723 inches on 94 days in 1911, 21.032 inches on 127 days in 1910, 15.377 inches on 106 days in 1909, 13.809 inches on 120 days in 1908, 14.358 inches on 127 days in 1907, 13.664 inches on 122 days in 1906, 11.022 inches on 109 days in 1905, 13.905 inches on 117 days in 1904, 19.072 inches on 131 days in 1903, 15.507 inches on 115 days in 1902, 11.432 inches on 93 days in 1901, only 7.935 inches on 80 days in 1887, and a thirty-five years' (1871-1905) average of 14.710 inches on 113 days.

At the Normal Climatological Station in Trinity College, Dublin, the observer, Mr. C. D. Clark, reports that the mean height of the barometer was 29.970 inches, the range of atmospheric pressure being from 30.33 inches at 9 p.m. of the 4th to 29.29 inches at 9 p.m. of the 29th. The mean value of the readings of the dry-bulb thermometer at 9 a.m. and 9 p.m. was 58.5° . The arithmetical mean of the daily maximal and minimal temperatures was 58.3° , the mean maximum being 64.8° , and the mean minimum 51.7° . The screened thermometers rose to 74° on the 15th, and fell to 45° on the 19th. On the 11th the grass minimum was 41° on the 9th and also on the 19th. Rain fell on 15 days to the amount of 2.54 inches, the greatest fall in 24 hours being .52 inch on the 31st. The duration of bright sunshine, according to the Campbell-Stokes recorder, was 153.0 hours, of which 12.1 hours occurred on the 14th. The mean daily duration was 4.9 hours. In July, 1904, there were 201 hours of bright sunshine; in 1905, 162.2 hours; in 1906, 184.8 hours; in 1907, 178.1 hours; in 1908, 174.3 hours; in 1909, 139.8 hours; in 1910, 205.0 hours, and in 1911, 221.8 hours. The mean sub-soil temperatures at 9 a.m. were—at 1 ft., 60.3° ; at 4 ft., 56.9° .

Captain Edward Taylor, D.L., recorded a rainfall of 3.27 inches on 16 days at Ardgillan, Balbriggan, Co. Dublin. This measurement was .59 inches above the average, and the rain-days were 1 in excess. The largest rainfall in 24 hours was .64 inch on the 11th. Since January 1, 1912, 18.44 inches of rain have fallen at Ardgillan on 118 days, the precipitation being 3.36 inches over the average and the rain-days 11 in excess. The shade temperature in July ranged from 70.7° on the 15th to 44.3° on the 19th.

Mr. T. Bateman reports that the rainfall at The Green, Malahide, Co. Dublin, was 3.30 inches on 15 days. The largest daily fall was .525 inch on the 11th. The mean shade temperature was 56.9° , the extremes being—highest, 70.5° on the 7th; lowest, 42.5° on the 18th.

Dr. Christopher Joynt, F.R.C.P.I., recorded a rainfall of 3.120 inches on 16 days at 21 Leeson Park, Dublin. The greatest fall in 24 hours was .570 inch, which occurred on the 31st. On the 23rd also .550 inch fell.

At the Ordnance Survey Office, Phoenix Park, rain fell on 16 days to the amount of 3.275 inches, the greatest rainfall in the 24 hours being .730 inch on the 23rd. The total duration of bright sunshine was 130.0 hours, the greatest daily sunshine being 13.3 hours on the 15th. The thermometer rose to 74.0° in the screen on the 20th, having fallen to 41.8° on the 9th.

Miss C. Violet Kirkpatrick reports a rainfall of 3.87 inches on 18 days at Cheeverstown Convalescent Home, Clondalkin, Co. Dublin. The heaviest fall in 24 hours was .57 inch on the 31st.

Dr. Arthur S. Goff reports that at Lynton, Dundrum, Co. Dublin, the rainfall was 3.85 inches on 17 days. The maximal fall in 24 hours was .80 inch, measured on the 23rd. The mean temperature was 61.0°, the range being from 75° on the 14th to 49° on the 19th. There was a thunderstorm on the 23rd.

The rainfall recorded by Mr. George B. Edmondson at Manor Mill Lodge, Dundrum, was 3.86 inches on 17 days. Of this quantity, .83 inch fell on the 23rd. The mean temperature was 59.4°, the thermometer rising to 76° on the 15th, and falling to 47° on the 19th.

At Druid Lodge, Killiney, Co. Dublin, Mrs. Olive F. Symes registered a rainfall of 4.05 inches on 16 days. The heaviest fall in 24 hours was .93 inch in the thunderstorm of the 23rd.

Dr. A. J. Blake, Resident Medical Superintendent of the Sanatorium of the Dublin Joint Hospital Board, Crooksling, Brittas, Co. Dublin, recorded a rainfall of 3.31 inches on 17 days. The heaviest fall in 24 hours occurred on the 31st and measured .67 inch in the gauge.

Dr. John H. M. Armstrong, M.B., reports that the rainfall at Coolagad, Greystones, Co. Wicklow, was 3.93 inches on 16 days, the maximal daily fall being .96 inch on the 31st. Since January 1, 1912, the rainfall at that station equals 29.04 inches on 129 days. Thunderstorms occurred at 10.30 p.m. of the 23rd and 3.30 p.m. of the 24th.

Dr. W. S. Ross returns the rainfall at Clonsilla, Greystones, as 3.91 inches on 18 days, the maximal measurement in 24 hours being .95 inch on the 31st. The thermometer in the screen ranged from 40° on the 9th to 70° on the 9th, 16th, and 21st. The mean maximum was 66.6°, the mean minimum 52.4°, and the mean temperature 59.5°.

At the Royal National Hospital for Consumption for Ireland, Newcastle, Co. Wicklow, Dr. Charles D. Hanan, M.B., Resident Medical Superintendent, reports a rainfall of 4.06 inches on 16 days, the greatest daily rainfall being 1.04 inches on the 31st. The screened thermometer rose to 71° on the 15th, and fell to 46° on the 19th. The mean maximum temperature was 63.4°, the mean minimum was 51.9°, and the mean temperature 57.6°.

At the Rectory, Dunmanway, Co. Cork, the Rev. Arthur Wilson, M.A., recorded a rainfall of 5.03 inches on 15 days. The rainfall was 1.92 inches more than the average for July in the past seven years. The heaviest falls in 24 hours were—1.96 inches on the 22nd, and .60 inch on the 30th. There was no rain on the first 6 days, nor from the 12th to the 18th. Only .78 inch fell up to the 20th. The weather was especially warm from the 14th to the 18th. The last few days were very cool. The rainfall at Dunmanway for the 7 completed months of 1912 amounts to 37.18 inches, compared with an average of 27.44 inches.

AUGUST.—The splendid summer-like August of 1911 has been followed by the dull, cold, wet, and generally inclement August of 1912. The mean temperatures of both air and sea have been about 5° below the averages for August, and rain has fallen in immense quantities from leaden skies. Almost throughout the month areas of high atmospheric pressure have been stationary in the Iceland-Greenland region in the north, and between the Azores and the Iberian Peninsula in the south. In the intervening "valley" of barometric pressure depression after depression has passed from the Atlantic across the British Isles and the North Sea to Scandinavia and the Baltic, occasionally to Central Europe. But the main object of interest in the month from a meteorological standpoint has been the strange aspect of the sky, which first appeared early in July, became more marked in August, and was never absent during the month. The mid-atmosphere has been persistently covered with a haze or filmy stratum of cirriform cloud of varying density. In it no halos have appeared except on the afternoon of August 25th. Through it the sun shone with lessened power and warmth, and the moon assumed a sickly pallid hue. The blue sky has been replaced by a white or gray sky by day, and the haze dims the sheen of the stars by night. Further, this weird cirriform film has seemed to act as a cloud-compeller and condenser in the lower strata of the atmosphere. The phenomenon may be associated with an unwonted coldness of the sea water round the shores of the British Isles. In the rain-storm of the 26th the rainfall in East Anglia ranged from 3 to 7 inches in some 12 hours.

In Dublin the arithmetical mean temperature (54.4°) was 5.3° below the average (59.7°), and 8.8° below that of the splendid August of 1911; the mean of the dry-bulb readings at 9 a.m. and 9 p.m. was 54.1°. In the forty-eight years ending with 1912, August was coldest in 1912 (M. T. = 54.4°) and in 1881 (M. T. = 57.0°), and warmest in 1899 (M. T. = 63.4°). In 1911 the M. T. was 63.2°.

The mean height of the barometer was 29.725 inches, or 0.172 inch below the corrected average value for August—namely, 29.897 inches. The mercury rose to 30.127 inches at 9 a.m. of the 31st, and fell to 29.270 inches at 4 a.m. of the 29th. The observed range of atmospheric pressure was, therefore, 0.857 inch.

The mean temperature deduced from daily readings of the dry-bulb thermometer at 9 a.m. and 9 p.m. was 54.1°. It was 3.8° below the value for July, 1912. Using the formula $Mean\ Temp. = Min. + (Max. - Min.) \times .47$, the mean temperature was also 54.1°, or 5.2° below the average mean temperature for August, calculated in the same way, in the thirty-five years, 1871-1905, inclusive (59.3°). The arithmetical mean of the maximal and minimal readings was 54.4°, compared with a thirty-five years' average of 59.7°. On the 16th, the thermometer in the screen rose to 65.9°—wind, S.W.; on the 2nd, the temperature fell to 42.9°—wind, W. The minimum on the grass was 40.9° on the 12th. August, 1912, has thus established a record for low temperatures.

The rainfall was 5.277 inches on 23 days. The average rainfall for August in the thirty-five years, 1871-1905, inclusive, was 3.240 inches, and the average number of rainy days was 18. The rainfall, therefore, and the rain-days were much above the average. In 1900 the rainfall in August was very large—5.871 inches on 17 days; in 1889, also, 5.747 inches were registered on 22 days. On the other hand, in 1884, only .777 inch was measured on 8 days. August, 1905, established a record for rainfall in this month in Dublin, for the measurement was 7.019 inches on 22 days, 3.436 inches having fallen on the 25th. In 1911 the rainfall was only .869 inch on 15 days.

Fresh winds were noted on 7 days, and attained the force of a gale (8) on the 4th. Temperature never reached 70° in the screen, and on 18 days fell below 50°. A solar halo was seen on the 25th. Thunder occurred on the 7th and 26th, and lightning was seen on the 9th.

The rainfall in Dublin during the eight months ending August 31st amounted to 22.088 inches on 150 days, compared with 11.592 inches on 109 days in 1911, 24.382 inches on 149 days in 1910, 16.677 inches on 119 days in 1909, 17.244 inches on 135 days in 1908, 16.588 inches on 146 days in 1907, 15.425 inches on 139 days in 1906, only 9.455 inches on 96 days during the same period in 1887, and a thirty-five years' average (1871-1905) of 17.950 inches on 131 days.

At the Normal Climatological Station in Trinity College, Dublin, the observer, Mr. C. D. Clark, reports that the mean value of the readings of the dry-bulb thermometer at 9 a.m. and 9 p.m. was 55.2°. The arithmetical mean of the daily maximal and minimal temperatures was 54.5°, the mean maximum being 60.9°, and the mean minimum 48.1°. The screened thermometers rose to 68° on the 16th, and fell to 42° on the 12th. On the 12th the grass minimum was 36°. Rain fell on 23 days to the amount of 4.86 inches, the greatest fall in 24 hours being 1.41 inch on the 4th. The duration of bright sunshine, according to the Campbell-Stokes recorder, was 84.2 hours, of which 8.7 hours occurred on the 5th. The mean daily duration was 2.7 hours. The mean sub-soil temperatures at 9 a.m. were—at 1 ft., 57.0°; at 4 ft., 56.4°.

At Ardgillan Castle, Balbriggan, Captain Edward Taylor, D.L., registered 6.21 inches of rain on 21 days, the greatest fall in 24 hours being 2.23 inches on the 4th. The rainfall was 2.70 inches above the average, and the rain-days were 4 in excess. Since January 1, 1912, 24.65 inches of rain have fallen on 139 days, the measurement being 6.05 inches and the rain-days 15 more than the average. The thermometer in the screen rose to 65.9° on the 16th, and fell to 39.6° on the 2nd.

Mr. T. Bateman reports that the rainfall at The Green, Malahide, Co. Dublin, was 6.39 inches on 21 days; the heaviest fall in 24 hours was 2.43 inches on the 4th. The mean shade temperature was 53.0°, the extremes being—highest, 66° on the 17th; lowest, 37.5° on the 1st.

At the Ordnance Survey Office, Phoenix Park, rain fell on 25 days to the amount of 5.480 inches, the greatest rainfall in the 24 hours being 1.390 inches on the 4th. The total duration of bright sunshine was 67.2 hours, the greatest daily sunshine being 7.6 hours on the 5th. The thermometer rose to 65.9° in the screen on the 16th, having fallen to 33.0° on the 12th.

Miss C. Violet Kirkpatrick measured 7.91 inches of rain on 23 days at Cheeverstown Convalescent Home, Clondalkin, Co. Dublin, the largest records in 24 hours being 1.83 inches on the 4th, and 1.65 inches on the 26th.

Dr. Christopher Joynt, F.R.C.P.I., recorded a rainfall of 5.220 inches on 22 days at 21 Leeson Park, Dublin. The greatest fall in 24 hours was 1.400 inches, which occurred on the 4th.

Mr. George B. Edmondson reports that at Manor Mill Lodge, Dundrum, Co. Dublin, the rainfall was 6.36 inches on 25 days. The maximal fall in 24 hours was 1.82 inches on the 4th. The mean shade temperature was 54.3°, the range being from 43° on the 2nd and 12th to 69° on the 21st.

Dr. Arthur S. Goff reports that at Lynton, Dundrum, Co. Dublin, rain fell on 30 days to the amount of 6.72 inches, the greatest daily fall being 1.84 inches on the 4th. The shade temperature ranged from 67° on the 16th to 44° on the 12th. The mean temperature in the shade was 55.3°. Thunder occurred on the 25th. There was a hail shower on the 20th.

According to Mrs. Olive F. Symes, at Druid Lodge, Killiney, Co. Dublin, 5.05 inches of rain fell on 22 days. The maximal fall in 24 hours was 1.63 inches on the 4th. The average rainfall at Cloneevin, Killiney, in August of the twenty-four years, 1884-1907, was 3.212 inches on 16.8 days.

Dr. A. J. Blake, Resident Medical Superintendent of the Sanatorium of the Dublin Joint Hospital Board, Crooksling, Brittas, Co. Dublin, recorded a rainfall of 8.69 inches on 24 days. The heaviest fall in 24 hours occurred on the 4th and measured 2.15 inches in the gauge.

According to Dr. J. H. M. Armstrong, at Coolagad, Greystones, Co. Wicklow, the rainfall for August was 8.58 inches on 25 days. The heaviest falls in 24 hours were 1.84 inches on the 25th between 4 and 9 a.m., and 1.71 inches on the 4th. The total fall since January 1 amounts to 37.62 inches on 154 days.

At Fernside, Greystones, Co. Wicklow, Mr. Arthur R. Moore, M.A., B.L., recorded a rainfall of 7.32 inches on 25 days. The greatest measurements in 24 hours were 1.98 inches on the 25th and 1.43 inches on the 4th. The sea temperature at Greystones was only 54.5° on the 21st.

At the Royal National Hospital for Consumption for Ireland, Newcastle, Co. Wicklow, Dr. Charles D. Hanan, M.B., Resident Medical Officer, reports that rain fell to the amount of 7.29 inches on 18 days, the greatest daily rainfall being 0.97 inch on the 3rd. Hail fell on the 12th. The screened thermometers rose to 65° on the 23rd, and fell to 40° on the 2nd and 4th. The mean maximum temperature was 59.4°, the mean minimum temperature was 47.1°, and the mean temperature was 53.3°.

The Rev. Arthur Wilson, M.A., returns the rainfall at the Rectory, Dunmanway, Co. Cork, at 4.36 inches on 22 days. This rainfall was .24 inch below the average. The largest measurements in 24 hours were .91 inch on the 22nd, and .70 inch on the 19th. At Dunmanway the first half of the month was very cold, but only .60 inch of rain fell on 8 days. The remainder of the month was very damp and unsettled, but not so cold. The average rainfall in August, based on the returns for the last seven years, is 4.60 inches. In 1911, the rainfall to August 31 equalled 33.35 inches; in 1912 it has equalled 41.54 inches.

SEPTEMBER.—A fine and dry, though cool, September followed a cold, very wet August. At most of the Dublin observing stations an absolute drought lasted from the 5th to the 28th—at Fitzwilliam Square, light drizzling showers on the 16th-17th broke the drought with a rainfall of .010 inch. At this station the rainfall up to the 28th amounted to .117 inch only on 5 days—the balance of the total rainfall for the month—.570 inch—fell on the last 3 days, when the British Islands and France came within the influence of a complex atmospheric depression, in the central area of which the barometer sank to 28.97 inches at Brest on the evening of the 30th. The first five days of the month were showery owing to the presence of depressions to the northward. In the deepest of these systems the barometer fell to 28.96 inches at Vestmanna on the south coast of Iceland on the evening of the 4th. As this disturbance approached Iceland, its S.W. winds sent the thermometer up on the 3rd to 69° in Dublin, 67° at Birr Castle, and 66° at Roche's Point. Next day equally high temperatures were recorded very generally in England, Deal reporting a maximum of 71°. An anticyclone of remarkable staying power arrived over Ireland on the 5th. It held until the 26th, when a depression off the Kerry coast threw the weather into a squally unsettled state, and heavy rains began to fall, breaking up a drought which saved the harvest of 1912. On the morning of the day just named 2.06 inches of rain were measured at Valentia Observatory, Cahirciveen. During the last 3 days of the month 1.97 inches of rain fell at Kew Observatory and 1.99 inches at Greenwich.

In Dublin the arithmetical mean temperature (53.7°) was 2.2° below the average (55.9°); the mean dry-bulb readings at 9 a.m. and 9 p.m. were 52.9°. In the forty-eight years ending with 1912, September was coldest in 1886 and 1892 (M. T. = 53.0°), and warmest in 1865 (M. T. = 61.4°) and 1898 (M. T. = 60.2°). In 1911 the M. T. was 56.5°.

The mean height of the barometer was 30.185 inches, or 0.275 inch above the corrected average value for September—namely, 29.910 inches. The mercury rose to 30.506 inches at 9 a.m. of the 19th, and fell to 29.260 inches at 9 p.m. of the 30th. The observed range of atmospheric pressure was, therefore, 1.246 inches.

The mean temperature deduced from daily readings of the dry-bulb thermometer at 9 a.m. and 9 p.m. was 52.9°, or 1.2° below the value for August, 1912. Using the formula, $Mean\ Temp. = Min. + (Max. - Min.) \times .476$, the mean temperature was 53.4°, or 2.3° below the average mean temperature for September, calculated in the same way, in the thirty-five years, 1871-1905, inclusive (55.7°). The arithmetical mean of the maximal and minimal readings was 53.7°, compared with a thirty-five years average of 55.9°. On the 3rd the thermometer in the screen rose to 68.8°—wind, S.W.; on the 13th the temperature fell to 43.3°—wind, W.N.W. The minimum on the grass was 39.8° on the 24th.

The rainfall was .570 inch on 8 days. The average rainfall for September in the thirty-five years, 1871-1905, inclusive, was 2.210 inches, and the average number of rainy days was 15. In 1871 the rainfall was very large—4.048 inches on, however, only 13 days; in 1896 no less than 5.073 inches fell on 23 days, establishing a record rainfall for September. On the other hand, in 1865, only .056 inch was measured on but 3 days. In 1911 only 1.007 inches fell on 11 days.

High winds were noted on 7 days, but never attained the force of a gale. Fog occurred on the 16th.

The rainfall in Dublin during the nine months ending September 30th amounted to 22.658 inches on 158 days, compared with 12.599 inches on 120 days in 1911, 25.108 inches on 159 days in

1910, 18.493 inches on 134 days in 1909, 19.557 inches on 154 days in 1908, 17.140 inches on 153 days in 1907, 16.121 inches on 146 days in 1906, only 10.968 inches on 112 days in 1887, and a thirty-five years' average of 20.160 inches on 146 days.

At the Normal Climatological Station in Trinity College, Dublin, the observer, Mr. C. D. Clark, reports that the mean height of the barometer was 30.189 inches, the range of pressure being from 30.49 inches at 9 a.m. of the 19th to 29.30 inches at 9 p.m. of the 30th. The mean value of the readings of the dry-bulb thermometer at 9 a.m. and 9 p.m. was 54.1°. The arithmetical mean of the daily maximal and minimal temperatures was 53.6°, the mean maximum being 59.8°, and the mean minimum 47.4°. The screened thermometers rose to 69.9° on the 3rd, and fell to 40.2° on the 24th. On the latter day the grass minimum was 34.0°. Rain fell on 5 days to the amount of .487 inch, the greatest fall in 24 hours being .272 inch on the 29th. The duration of bright sunshine, according to the Campbell-Stokes recorder, was 108.2 hours, of which 9.7 hours occurred on the 4th. The mean daily duration was 3.6 hours. The mean sub-soil temperatures at 9 a.m. were—at 1 ft., 54.7°; at 4 ft., 54.9°.

At Ardgillan Castle, Balbriggan, Co. Dublin, 210 feet above sea-level, Captain Edward Taylor, D.L., measured .75 inch of rain on 7 days, the rainfall being 1.20 inches below the average and the rain-days being 6 in defect. The total rainfall from January 1 amounts to 25.40 inches on 146 days. The rainfall is 4.85 inches and the rain-days are 9 in excess of the average. The maximal temperature in the shade was 66.7° on the 3rd, the minimum was 40.0° on the 9th. Within the past 20 years September was driest in 1894, with a rainfall of 0.110 inch on only 2 days; wettest in 1896, the rainfall being 5.27 inches on 24 days.

Mr. T. Bateman reports that the rainfall at The Green, Malahide, Co. Dublin, was .210 inch on 6 days, the greatest fall in 24 hours being .065 inch on the 28th. The mean shade temperature was 51.9°, the extremes being—highest, 67° on the 3rd; lowest, 38°, on the 23rd.

The rainfall recorded at the Ordnance Survey Office, Phoenix Park, was .425 inch on 7 days, the greatest measurement in 24 hours being .190 inch on the 29th. The total amount of sunshine at this station was 100.7 hours, the most registered on any one day being 12.0 hours on the 21st.

At Cheeverstown Convalescent Home, Clondalkin, Co. Dublin, Miss C. Violet Kirkpatrick recorded a rainfall of .61 inch on 7 days, the maximal fall in 24 hours being .27 inch on the 29th.

At 21 Leeson Park, Dublin, Dr. Christopher Joynt, F.R.C.P.I., registered .600 inch of rain on 8 days, the greatest fall in 24 hours being .240 inch on the 29th. Up to September 30, the rainfall at this station was 22.324 inches on 151 days.

At Manor Mill Lodge, Dundrum, Co. Dublin, Mr. George B. Edmondson recorded a rainfall of .57 inch on 7 days, the greatest fall in 24 hours being .29 inch on the 29th. The shaded thermometer rose to 68° on the 3rd and 4th and fell to 42° on the 22nd and 24th. The mean temperature in the shade was 53.0°.

Mrs. Olive Symes returns the rainfall at Killiney as .47 inch on 5 days, .28 inch being recorded on the 29th. The average September rainfall at Cloneevin, Killiney, in 24 years (1885-1908) was 1.961 inches on 12.9 days.

At the Sanatorium of the Dublin Joint Hospital Board, Crooksling, Co. Dublin, Dr. A. J. Blake, Resident Medical Superintendent, recorded a rainfall of .14 inch on 5 days. The heaviest fall in 24 hours was .04 on the 28th.

Dr. J. H. M. Armstrong, M.B., reports that at Coolagad, Greystones, Co. Wicklow, the rainfall was .52 inch on 7 days. The heaviest fall in 24 hours was .31 inch on the 29th. At Coolagad the rainfall since January 1st, 1912, has been 38.14 inches on 161 days.

At Fernside, Greystones, Mr. Arthur R. Moore, M.A., recorded a rainfall of .42 inch on 5 days. The greatest rainfall in 24 hours was .25 inch on the 29th.

Dr. Charles D. Hanan, M.B., Resident Medical Officer, reports that at the Royal National Hospital for Consumption for Ireland, Newcastle, Co. Wicklow, rain fell to the amount of .73 inch on only 3 days, the heaviest rainfall in 24 hours being .57 inch on the 29th. The screened thermometers rose to 69° on the 3rd and fell to 41° on the 24th. The mean maximum temperature was 57.6°, the mean minimum 46.4°, and the arithmetical mean temperature 52.0°.

The Rev. Arthur Wilson, M.A., returns the rainfall at the Rectory, Dunmanway, Co. Cork, at 1.53 inches on 8 days, the heaviest falls in 24 hours being .43 inch on the 26th, and .40 inch on the 28th. The total fall in the 9 months of 1912 has been 43.07 inches, or 6.08 inches more than the average of the same period in 6 years (36.99 inches). There was a period of 21 days absolute drought (4th to 24th, inclusive). This was the longest absolute drought within the last 8 years. The weather was also very fine, warm and bright by day, with night frosts from the 7th to the 17th.

OCTOBER.—Fine, dry, generally anticyclonic weather prevailed until St. Luke's Day, the 18th, with brief interruptions on the 11th, 13th and 16th. After the 19th to the 30th inclusive the barometer stood low over the British Islands, and depression followed depression at short intervals on their easterly or north-easterly paths across North-western Europe. Up to the 18th the rainfall

in Dublin was only .233 inch on 3 days; from the 18th to the 30th, inclusive, rain fell on 10 out of 13 days to the amount of 1.432 inches. These figures will give some idea of the different types of weather experienced in the earlier and later periods of the month. It will be noted that while the mean maximal temperature was slightly above average the mean minimum was below it. Taken in conjunction with a low percentage of cloud for the month (46.5 at 9 a.m. and 47.4 at 9 p.m.), this means that solar radiation had free play by day and terrestrial radiation by night.

In Dublin the mean maximal temperature was 54.9°, compared with the average (54.7°); but the mean minimal temperature was 42.8, compared with the average, 44.3°. The arithmetical mean temperature (48.9°) was below the average (49.5°); the mean dry-bulb readings at 9 a.m. and 9 p.m. were 47.9°. In the forty-eight years ending with 1912, October was coldest in 1892 (M. T. = 44.8°) and in 1896 (M. T. = 45.0°). It was warmest in 1908 (M. T. = 55.4°) and in 1876 (M. T. = 53.1°). In 1911, the M. T. was 50.8°.

The mean height of the barometer was 29.854 inches, or 0.014 inch above the corrected average value for October—namely, 29.840 inches. The mercury rose to 30.636 inches at 9 p.m. of the 4th, and fell to 29.037 inches at 9 a.m. of the 30th. The observed range of atmospheric pressure was, therefore, 1.599 inches.

The mean temperature deduced from daily readings of the dry-bulb thermometer at 9 a.m. and 9 p.m. was 47.9°, or 5.0° below the value for September, 1912. The arithmetical mean of the maximal and minimal readings was 48.9°, compared with a thirty-five years' (1871-1905) average of 49.5°. Using the formula, $Mean\ Temp. = Min. + (Max. - Min.) \times .485$, the mean temperature was 48.7°, or 0.6° below the average mean temperature for October, calculated in the same way, in thirty-five years, 1871-1905, inclusive (49.3°). On the 13th the thermometer in the screen rose to 62.6°—wind, S.W.; on the 4th the temperature fell to 32.1°—wind, W.N.W. The minimum on the grass was 28.2°, also on the 4th.

The rainfall was 1.665 inches, distributed over 13 days. The rainfall was considerably below, while the rain-days were also materially below, the average. The average rainfall for October in the thirty-five years, 1871-1905, inclusive, was 2.870 inches, and the average number of rainy days was 18. In 1880 the rainfall in October was very large—7.358 inches on 15 days. In 1875, also, 7.049 inches fell on 26 days. On the other hand, in 1904 only .454 inch fell on 11 days, in 1890 only .639 inch fell on but 11 days, in 1884 only .834 inch on but 14 days, and in 1868 only .856 inch on 15 days. In 1911, 3.787 inches were recorded on 20 days.

High winds (force 4 to 7) were noted on 12 days, and attained the force of a gale on 2 days—the 21st and 27th. The atmosphere was foggy in Dublin on the 10th, 12th, 25th, and 26th. There was a lunar corona on the 30th. Lightning was seen on the 20th.

The rainfall in Dublin during the ten months ending October 31st, 1912, amounted to 24.323 inches on 171 days, compared with 16.386 inches on 140 days in 1911, 27.330 inches on 177 days in 1910, 21.106 inches on 158 days in 1909, 12.366 inches on 123 days during the same period in 1887 (the dry year), and a thirty-five years' (1871-1905) average of 23.030 inches on 164 days.

Mr. C. D. Clark reports that at the Normal Climatological Station in Trinity College, Dublin, the mean height of the barometer was 29.861 inches, the range of atmospheric pressure being from 30.64 inches at 9 a.m. of the 4th to 29.07 inches at 9 a.m. of the 30th. The mean value of the readings of the dry-bulb thermometer at 9 a.m. and 9 p.m. was 49.4°. The arithmetical mean of the daily maximal and minimal temperatures was 49.1°. The screened thermometers rose to 63° on the 13th and 18th, and fell to 31° on the 4th. On the 26th the grass minimum was 25°. Rain fell on 11 days to the amount of 1.59 inches, the greatest fall in 24 hours being .40 inch on the 26th. The duration of bright sunshine, according to the Campbell-Stokes recorder, was 104.4 hours, of which 8.3 hours occurred on the 6th. The mean daily sunshine was 3.4 hours. The mean temperature of the soil at 9 a.m. at a depth of one foot was 49.5°; at a depth of 4 feet it was 51.8°.

Captain Edward Taylor, D.L., returns the rainfall at Ardgillan, Balbriggan, Co. Dublin (height above sea level, 210 feet), as 1.88 inches on 16 days, the largest measurement in one day being .38 inch on the 26th. The rainfall was .78 inch below the average, and the rain-days were one below the average. From January 1 to October 31, the rainfall at Ardgillan has been 27.28 inches on 162 days, or 4.07 inches and 8 days above the respective averages. The highest shade temperature in October was 61.5° on the 13th, the lowest was 33.5° on the 21st and 25th.

Mr. T. Bateman reports that the rainfall at The Green, Malahide, Co. Dublin, was 1.785 inches on 13 days, the greatest fall in 24 hours being .415 inch on the 26th. The mean shade temperature was 47.5°, the extremes being—highest, 60.5° on the 18th; lowest, 27.0° on the 31st.

At the Royal Botanic Gardens, Glasnevin, rain fell on 14 days to the amount of 1.80 inches, the greatest daily fall being .40 inch on the 26th.

At the Ordnance Survey Office, Phoenix Park, Dublin, the October rainfall was 1.600 inches on 13 days. The heaviest fall in 24 hours was .445 inch on the 26th. The total amount of bright sunshine was 109.3 hours, the maximal duration on any one day being 9.0 hours on the 4th.

Dr. Christopher Joynt, F.R.C.P.I., registered 1.520 inches of rain on 14 days at 21 Leeson Park, Dublin, the largest measurement in 24 hours being .400 inch on the 26th. The ten months' rainfall in 1912 at this station amounts to 23.944 inches on 165 days.

The rainfall recorded at Cheeverstown Convalescent Home, Clondalkin, Co. Dublin, by Miss C. Violet Kirkpatrick, was 1.93 inches on 16 days. The heaviest rainfall in 24 hours was .32 inch on the 26th.

At Manor Mill Lodge, Dundrum, Co. Dublin, Mr. George B. Edmondson measured 1.85 inches of rain on 18 days, the maximum in 24 hours being .51 inch on the 26th. The mean temperature of the month was 48.5°, the thermometer rising to 63° on the 13th and falling to 32° on the 25th.

Mrs. Olive F. Symes returns a rainfall of 1.54 inches on 13 days at Druid Lodge, Killiney, Co. Dublin. The heaviest fall in 24 hours was .43 inch on the 28th. The average October rainfall at Cloneevin, Killiney, in the 24 years, 1885-1908, was 2.985 inches on 17.2 days.

The rainfall recorded at the Sanatorium of the Dublin Joint Hospital Board, Crooksling, Co. Dublin, in the month of October, by Dr. A. J. Blake, the Resident Medical Superintendent, amounted to 2.06 inches on 15 days. The heaviest fall in 24 hours was .39 inch on the 21st.

At Coolagad, Greystones, Co. Wicklow, Dr. John H. Armstrong, M.B. measured 2.64 inches of rain on 17 days, the maximal falls in 24 hours being .67 inch on the 28th and .66 inch on the 26th. Thunder occurred at 10.5 a.m. of the 28th and 6.30 a.m. of the 29th. From January 1 to October 31, 1912, the rainfall at Coolagad amounted to 40.78 inches on 178 days.

Mrs. Sydney O'Sullivan recorded 1.98 inches of rain on 17 days at Auburn, Greystones, Co. Wicklow, the greatest rainfall in 24 hours being .53 inch on the 26th. A thunderstorm occurred at 10 a.m. of the 28th, and thunder and lightning at 6.30 a.m. of the 29th.

Dr. Charles D. Hanan reports that 2.22 inches of rain fell on 17 days at the Royal National Hospital for Consumption for Ireland, near Newcastle, Co. Wicklow. The maximum in 24 hours was .77 inch on the 26th. The mean temperature of the month at the Hospital was 47.8°, the extreme readings of the shade thermometer being—highest, 60.0° on the 18th; lowest, 34.0° on the 25th. The mean maximal temperature was 53.7°, the mean minimum was 41.9°.

The Rev. Arthur Wilson, M.A., recorded a rainfall of 6.61 inches on 22 days at the Rectory, Dunmanway, Co. Cork. The heaviest fall in 24 hours was .88 inch on the 29th, attended with thunder and lightning. There were many fine, bright warm days during the month, which was mild on the whole, although the nights of the 2nd, 3rd, 23rd, 24th and 31st were frosty. The total rainfall for the completed 10 months of 1912 is 49.68 inches, compared with an average for 7 years of 43.29 inches. Thunder and lightning occurred on the 28th and 29th. The average rainfall of October for the past 7 years is 5.68 inches.

NOVEMBER.—An average month in late autumn, with alternate cold and warm spells, a moderate rainfall, and many fine if dull days, and a great preponderance of westerly wind. During the first three days an anticyclone drifted slowly eastwards across the British Isles, and its calms were attended by low temperatures. On the 4th and 5th a secondary V-shaped depression caused heavy rains in Ireland, Wales, and Scotland. On the 7th the temperature rose to 64° at Birr Castle and in Dublin, as the S.W. wind of a large and deep depression centred near Iceland swept over Ireland. This warm spell gave way after a fresh S.W. gale on the 10th, the wind veering to N.N.W. as the cyclonic centre passed in a south-easterly direction across the North Sea to the Netherlands and Germany. In the wake of this disturbance a vast anticyclone spread in from the Atlantic its oceanic N.W. winds bringing a much higher temperature. Generally fine weather now prevailed until Monday, the 25th, when the barometer fell rapidly as a series of very energetic cyclonic systems swept in over the British Isles from the Atlantic. Violent gales were felt on all coasts, and at 10 p.m. of the 26th a squall of hurricane force passed over Aberdeen, the wind-velocity being 75 miles an hour. In this storm the barometer sank to 27.93 inches at Wick, the lowest pressure recorded in these islands since March 15, 1905, when 27.91 inches was registered at Malin Head, Co. Donegal. Severe frost set in over Scotland in the wake of this disturbance, the thermometer falling in the screen to 13° at Nairn, 18° at Wick, and 19° at Aberdeen on the early morning of the 29th. This cold-snap subsequently passed all over the country, and snow, sleet and hail fell in many places. At Birr Castle a minimum of 21° F. was recorded on the morning of the 30th.

In Dublin the arithmetical mean temperature (45.3°) was exactly equal to the average (45.3°); the mean dry-bulb readings at 9 a.m. and 9 p.m. were 44.6°. In the forty-eight years ending with 1912, November was coldest in 1878 (M. T. = 38.2°), and in 1910 (M. T. = 40.8°); warmest in 1899 (M. T. = 50.7°), and in 1881 (M. T. = 50.3°).

The mean height of the barometer was 30.005 inches, or 0.145 inch above the corrected average value for November—namely, 29.860 inches. The mercury rose to 30.450 inches at 9 p.m. of the 1st, and fell to 28.918 inches at 9 a.m. of the 26th. The observed range of atmospheric pressure was, therefore, 1.532 inches.

The mean temperature deduced from daily readings of the dry-bulb thermometer at 9 a.m. and 9 p.m. was 44.6°, or 3.3° below the value for October, 1912. The arithmetical mean of the maximal and minimal readings was 45.3°, compared with a thirty-five years' (1871-1905) average of 45.3°. The mean maximum in the screen was 49.6°, the mean minimum was 40.9°, and the mean minimum on the grass was 38.3°. On the 7th the thermometer in the screen rose to 64.2°—wind, W.S.W.; on the 30th the temperature fell to 27.0°—wind, W.N.W. The minimum on the grass was 25.0°, also on the 30th.

The rainfall was 1.438 inches on 14 days—the rainfall and the rain-days were below the average. The average rainfall for November in the thirty-five years, 1871-1905, inclusive, was 2.720 inches, and the average number of rain-days was 17. In 1888, 6.459 inches fell on 26 days. On the other hand the rainfall in 1896 was only .664 inch on 9 days. In 1911 the rainfall was 3.018 inches on 23 days.

High winds were noted on 5 days, and attained the force of a gale on 3 days—the 10th, 25th and 26th. The atmosphere was foggy in Dublin on the 2nd and 28th. A lunar halo appeared on the 21st, 24th and 25th, and a lunar corona on the 21st, 22nd, 23rd, 24th, 26th and 27th. Hail fell on the 25th and 26th.

The rainfall in Dublin during the eleven months ending November 30th amounted to 25.761 inches on 185 days, compared with 19.404 inches on 163 days in 1911, 15.378 inches on 141 days during the same period in 1887, 24.086 inches on 156 days in 1901, 27.812 inches on 190 days in 1902, 30.015 inches on 212 days in 1903, 20.678 inches on 172 days in 1904, 24.013 inches on 180 days in 1905, 21.001 inches on 185 days in 1906, 24.845 inches on 196 days in 1907, 22.013 inches on 179 days in 1908, 22.531 inches on 172 days in 1901, 29.874 inches on 194 days in 1910, and a thirty-five years' average of 25.750 inches on 181 days.

Mr. C. D. Clark reports that at the Normal Climatological Station in Trinity College, Dublin, the mean height of the barometer was 29.998 inches, the range of atmospheric pressure being from 30.45 inches at 9 p.m. of the 1st to 28.96 inches at 9 a.m. of the 26th. The mean value of the readings of the dry-bulb thermometer at 9 a.m. and 9 p.m. was 45.4°. The arithmetical mean of the daily maximal and minimal temperatures was 45.2°. The screened thermometers rose to 66° on the 7th and fell to 26° on the 30th. The grass minimum was 20° on the 30th. Rain fell on 13 days to the amount of 1.33 inches, .35 inch being measured on the 4th. The duration of bright sunshine, according to the Campbell-Stokes recorder, was 32.0 hours, giving a daily average of 1.1 hours. The mean temperature of the soil at 9 a.m. was 46.0° at a depth of one foot below the surface of the ground, 48.6° at a depth of 4 feet.

The rainfall at Ardgillan, Balbriggan, Co. Dublin, as recorded by Captain Edward Taylor, D.L., was 1.49 inches, or 1.34 inches below the average for November. The rain-days were 18, or 3 over the average. On the 4th .44 inch was measured. From January 1st the rainfall equalled 28.77 inches on 180 days, being 2.73 inches and 11 days in excess. The thermometer in the screen rose to 56.0° on the 14th, and fell to 29.9° on the 10th. The November rainfall at Ardgillan in recent years has ranged from .92 inch in 1896 to 5.05 inches in 1901.

Mr. T. Bateman reports that the rainfall at The Green, Malahide, Co. Dublin, was 1.305 inches on 13 days—the greatest fall in 24 hours being .405 inch on the 4th. The mean shade temperature was 41.1°, the extremes being—highest, 60° on the 7th; lowest, 21° on the 30th.

At the Ordnance Survey Office, Phoenix Park, Dublin, rain fell on 16 days to the amount of 1.710 inches, the largest measurement in 24 hours being .470 inch on the 4th. The total amount of bright sunshine was 48.9 hours, the most in one day being 6.7 hours on the 1st.

Dr. Christopher Joynt, F.R.C.P.I., registered 1.235 inches on 13 days at Leeson Park, Dublin. The maximum in 24 hours was .330 inch on the 4th. Up to November 30th, the rainfall of 1912 amounted to 25.179 inches on 179 days.

At Cheeverstown Convalescent Home, Clondalkin, Co. Dublin, Miss C. Violet Kirkpatrick recorded a rainfall of 1.77 inches on 19 days. The maximal fall in 24 hours was .55 inch on the 4th.

Dr. A. J. Blake, Resident Medical Superintendent of the Sanatorium of the Dublin Joint Hospital Board, Crooksling, near Brittas, Co. Dublin, returns the rainfall of November at that station as 1.54 inches on 19 days, including a fall of .78 inch on the 4th—the maximum in 24 hours. Snow fell during the afternoon of the 28th, but it was followed by rain in the evening. Snow again fell in the course of the night, and there was a very slight shower of snow on the evening of the 29th.

Dr. Arthur S. Goff reports that at Belfort House, Dundrum, Co. Dublin, rain fell on 12 days to the amount of 1.01 inches, the greatest measurement in 24 hours being .26 inch on the 24th. The mean temperature in the shade was 45.9°, the range being from 68° on the 7th to 27° on the 28th and 30th.

Mr. George B. Edmondson reports a rainfall of 1.32 inches on 14 days at Manor Mill Lodge, Dundrum, Co. Dublin. The greatest fall in 24 hours was .37 inch on the 25th. The mean temperature of the month was 44.18°. On the 7th the thermometer rose to 63°; on the 30th it fell to 28°.

In the twenty-four years, 1885 to 1908, the average rainfall of November was 2.880 inches on 16 days at Cloneevan, Killiney, Co. Dublin.

Dr. John H. M. Armstrong, M.B., reports that at Coolagad, Greystones, Co. Wicklow, the rainfall was 1.49 inches on 10 days. Of the total quantity, .31 inch fell on the 4th. The temperature on the grass was 25° at 9 p.m. of the 30th.

At Auburn, Greystones, Co. Wicklow, Mrs. Sydney O'Sullivan measured 1.24 inches of rain on 12 days, the heaviest fall in 24 hours being .31 inch on the 25th.

Dr. Charles D. Hanan, M.B., reports a rainfall of 1.11 inches on 9 days at the Royal National Hospital for Consumption for Ireland, Newcastle, Co. Wicklow. The greatest fall in 24 hours was .27 inch on the 25th. The mean temperature for the month was 45.3°, the maximum being 67° on the 7th, and the minimum 28° on the 28th. The mean maximum was 50.2°; the mean minimum was 40.4°.

At Dunmanway Rectory, Co. Cork, the Rev. Arthur Wilson, M.A., registered a rainfall of 4.86 inches on 17 days, the heaviest fall in 24 hours being .85 inch on the 25th. Other heavy falls were .78 inch on the 4th and .72 inch on the 22nd. The rainfall for the eleven completed months of 1912 amounted to 54.54 inches, compared with an eight years' average of 49.09 inches. With the exception of the 3rd and 4th, the weather was very fine up to the evening of the 22nd. It was also very mild up to the 24th, except on the 1st, 2nd, 11th, 12th and 13th. The last week was very cold. Three inches of snow fell on the morning of the 27th, followed by sharp frost each night to midnight of the 30th. The 21st was remarkably summerlike, and strawberries were ripening.

DECEMBER.—A "cyclonic month" of S.W. winds, clouds, frequent rain, and high but unsteady temperature. The North Atlantic Ocean was in a very disturbed state throughout, as depression after depression swept northwards or north-eastwards across its vast expanse of waters. The centres of the cyclonic systems travelled far outside the western seaboard of the British Islands, but secondary depressions passed along our coasts at frequent intervals, and on the 26th the centre of a very energetic cyclone crossed the southern districts of Ireland and England. Although the month was mild so far as temperature was concerned, it opened with an intense frost in Scotland. At Nairn the screened thermometer did not rise higher than 27° in the forty-eight hours ended 7 a.m. of the 3rd, and 7° was recorded at that station on the night of the 2nd. Aberdeen was almost as cold, the range on the 1st and 2nd being from 9° to 27°. At 7 a.m. of the 3rd the thermometer ranged from 52° in the Scilly Isles to 25° at Aberdeen. Another feature of interest in the climatology of the month was the presence of a band or ridge of high atmospheric pressure, which, with a few interruptions, stretched from the Azores to Spain in one direction, and a similar high-pressure area centred over South Germany and spreading thence to Spain in the other direction. These anticyclonic systems caused sharp freezing in Bavaria and Germany, and some hard night-frosts in Madrid, especially in the third week. In Dublin, on the contrary, there was scarcely any frost after the 1st.

In Dublin the arithmetical mean temperature (46.1°) was 4.1° above the average (42.0°); the mean dry-bulb readings at 9 a.m. and 9 p.m. were 45.7°. In the forty-eight years ending with 1912, December was coldest in 1878 (M. T. = 32.8°), and in 1874 (M. T. = 36.8°); warmest in 1898 (M. T. = 47.6°), and in 1900 and 1905 (M. T. = 47.1°). In December, 1911, the M. T. was 44.5°.

The mean height of the barometer was 29.715 inches, or 0.160 inch below the corrected average value for December—namely, 29.875 inches. The mercury rose to 30.186 inches at 9 p.m. of the 2nd, and fell to 28.966 inches at 9 a.m. of the 26th. The observed range of atmospheric pressure was, therefore, 1.220 inches.

The mean temperature deduced from daily readings of the dry-bulb thermometer at 9 a.m. and 9 p.m. was 45.7°, or 1.1° above the value for November, 1912. Using the formula $Mean\ Temp. = Min. + (Max. - Min.) \times .52$, the value was 46.3°, or 4.2° above the average mean temperature for December, calculated in the same way, in the thirty-five years, 1871-1905, inclusive (42.1°). The arithmetical mean of the maximal and minimal readings was 46.1°, compared with a thirty-five years' average of 42.0°. On the 11th and 13th the thermometer in the screen rose to 57.2°—wind, S.W.; on the 1st the temperature fell to 28.7°—wind, E. The minimum on the grass was 25.9° on the 1st. There was only one frost in the screen, and only 6 nights of frost on the grass were recorded.

The rainfall was 1.888 inches, distributed over 23 days. The average rainfall for December in the thirty-five years, 1871-1905, was 2.250 inches, and the average number of rain-days was 17. The rainfall, therefore, was below, while the rain-days were considerably in excess of the average. In 1876 the rainfall in December was very large—7.566 inches on 22 days. In 1868 (which was otherwise a fine and dry year), 4.749 inches fell on as many as 27 days. In 1911 also, 4.073 inches fell on 26 days in December. On the other hand, in 1867, only .771 inch was measured on 13 days; in 1885, only .742 inch on 10 days; in 1892, only .795 inch on 10 days; and in 1871, only .797 inch on 15 days.

High winds were noted on 13 days, and attained the force of a gale on six occasions—the 11th, 13th, 19th, 24th, 26th, and 28th. The atmosphere was foggy in Dublin on the 2nd. Snow and sleet fell on the 1st; hail on the 1st and 26th. A lunar halo was seen on the 25th; a lunar corona on the 19th and 23rd. There was a lunar rainbow at 11 p.m. of the 27th.

The rainfall in Dublin during 1912 amounted to 27.649 inches on 208 days, compared with 23.477 inches on 189 days in 1911, 35.439 inches on 219 days in 1910, only 16.601 inches on 160 days in 1887, and a thirty-five years' (1871-1905) average of 28.000 inches on 198 days.

At the Normal Climatological Station in Trinity College, Dublin, Mr. C. D. Clark reports that the mean height of the barometer was 29.738 inches, the range of atmospheric pressure being from 30.19 inches at 9 a.m. of the 3rd to 29.00 inches at 9 a.m. of the 26th. The mean value of the readings of the dry-bulb thermometer at 9 a.m. and 9 p.m. was 46.6°. The arithmetical mean of the daily maximal and minimal temperatures was 45.9°. The screened thermometers rose to 58° on the 14th, 20th, and 27th, and fell to 28° on the 1st. On the 1st also the grass minimum was 22°. Rain fell on 20 days to the amount of 2.04 inches, the greatest fall in 24 hours being .41 inch on the 25th. The duration of bright sunshine, according to the Campbell-Stokes recorder, was 22.8 hours, of which 3.2 hours occurred on the 6th. The mean daily sunshine was only .74 hour. The mean temperature of the soil at 9 a.m. was 43.1° at a depth of 1 foot; at a depth of 4 feet it was 46.0°.

Captain Edward Taylor, D.L., sends the following return of the rainfall at Ardgillan, Balbriggan, Co. Dublin, for December, 1912:—(Height above sea level, 210 feet.) The total rainfall was 2.33 inches, or .66 inch below the average. On the 25th, the rainfall measured .28 inch, being the most in one day. The rain-days were 26, or 6 above the average. From January 1st the rainfall measured 31.10 inches on 206 days, being 2.07 inches and 17 days in excess. The wettest December was that of 1910, 5.31 inches; the driest December was that of 1898, 1.41 inches. The wettest year (1893-1911) was 1910, with 34.71 inches; the driest year (1893-1911) was 1893, with 22.87 inches. The maximum temperature in the shade was 55.7° on the 20th; the minimum in the shade was 25.1° on the 1st.

Mr. T. Bateman reports that the rainfall at The Green, Malahide, Co. Dublin, was 1.715 inches on 21 days. The greatest fall in 24 hours was .49 inch on the 25th. The mean shade temperature was 41.4°, the extremes being—highest, 54° on the 11th; lowest, 27° on the 1st. The total rainfall for the year was 27.365 inches on 190 days.

The rainfall at the Ordnance Survey Office, Phoenix Park, Dublin, was 2.060 inches on 19 days, the maximum in 24 hours being .410 inch on the 21st. The total amount of sunshine was 33.0 hours, the largest daily amount being 4.6 hours on the 6th.

At Cheeverstown Convalescent Home, Clondalkin, Co. Dublin, Miss C. Violet Kirkpatrick reports that the rainfall was 3.02 inches on 27 days. The maximal falls in 24 hours were .39 inch on the 21st and again on the 25th.

Dr. Christopher Joynt, F.R.C.P.I., recorded a rainfall of 1.721 inches on 21 days at 21 Leeson Park, Dublin. On the 25th .410 inch was recorded. The total rainfall for the year was 26.900 inches on 199 days.

Dr. Arthur S. Goff reports that at Belfort House, Dundrum, Co. Dublin, rain fell on 24 days to the amount of 1.97 inches—.36 inch being measured on the 25th. Temperature ranged from 56° on the 3rd, 11th and 27th, to 28° on the 1st. The mean shade temperature was 45.9° Fahrenheit. Snow fell on the 1st.

At Manor Mill Lodge, Dundrum, Co. Dublin, Mr. George B. Edmondson measured 2.17 inches of rain on 21 days, the largest fall in 24 hours being .38 inch on the 25th. The mean temperature was 44.8°, the thermometer having fallen to 28° on the 1st and risen to 57° on the 7th.

Mrs. Olive F. Symes returns the rainfall at Druid Lodge, Killiney, at 1.60 inches on 21 days. The maximal fall in 24 hours was .40 inch on the 25th. The average rainfall in December at Cloneevin, Killiney, for the 24 years (1885-1908) was 2.342 inches on 17.6 days. Mrs. Symes also returns the November rainfall at Druid Lodge. It was .86 inch on 9 rain-days, the heaviest fall in 24 hours being .30 inch on the 25th.

At the Sanatorium of the Dublin Joint Hospital Board, Crooksling, near Brittas, Co. Dublin, Dr. A. J. Blake, Resident Medical Superintendent, recorded a rainfall of 3.46 inches on 28 days. The heaviest day's rainfall was .54 inch on the 13th.

Dr. J. H. M. Armstrong, M.B., reports that at Coolagad, Greystones, Co. Wicklow, the rainfall in December was 2.82 inches on 26 days. Of the total amount .47 inch fell on the 25th. From January 1st to December 31st, 1912, rain fell at Coolagad on 214 days, to the total amount of 44.89 inches.

Mrs. Sydney O'Sullivan returns the rainfall at Auburn, Greystones, as 2.53 inches on 27 days, the heaviest fall in 24 hours being .41 inch on the 25th.

Dr. Charles H. Hanan, M.D., reports a rainfall of 2.82 inches on 24 days at the Royal National Hospital for Consumption for Ireland, Newcastle, Co. Wicklow, the maximal fall in one day being .30 inch on the 1st, when also some snow fell. The mean temperature of the month was 44.3° (mean max., 49.9°, mean min., 38.7°), and the extremes were—highest, 57° on the 13th and 14th; lowest, 29° on the 1st.

RAINFALL IN 1912.

At 40 Fitzwilliam Square, West, Dublin.

Rain Gauge :—Diameter of Funnel, 8 in. Height of top—Above ground, 1 ft. 4 in. ; above sea level, 54 ft.

Month.	Total Depth.	Greatest Fall in 24 hours.		Number of Days on which .01 or more was recorded.	Month.	Total Depth.	Greatest Fall in 24 hours.		Number of Days on which .01 or more was recorded.
	Inches.	Inches.	Date.			Inches.	Inches.	Date.	
January, ...	3.510	.765	6th	19	August, ...	5.277	1.456	4th	23
February, ...	2.562	.590	18th	18	September,	.570	.237	29th	8
March, ...	2.727	.438	20th	24	October, ...	1.665	.420	26th	13
April, ...	1.320	.873	21st	7	November,	1.438	.370	24th	14
May, ...	1.042	.301	19th	19	December,	1.888	.420	25th	23
June, ...	2.595	.259	2nd	23					
July, ...	3.055	.564	31st	17	Total, ...	27.649	1.456	Aug. 4th	208

The Rev. Arthur Wilson, M.A., reports that rain fell on 31 days at the Rectory, Dunmanway, Co. Cork, to the amount of 10.43 inches, or 2.72 inches more than the average. The heaviest falls were 1.25 inches on the 20th, and .88 inch on the 8th. The month was damp and unsettled, yet with several very fine and bright days, especially at the close. It was mild, and there were very few frosts.

The rainfall was 27.649 inches, or 0.351 inch less than the average annual measurement of the thirty-five years, 1871-1905, inclusive—viz., 28.000 inches.

It is to be remembered that the rainfall in 1887 was very exceptionally small—16.601 inches. In 1870 only 20.859 inches fell; in 1884 the measurement was 20.467 inches; in 1883 it was 20.493 inches.

The scanty rainfall in 1887 was in marked contrast to the abundant downpour in 1886, when 32.966 inches—or as nearly as possible double the fall of 1887—fell on 220 days. In 1900 the rainfall was 34.338 inches, or 6.338 inches in excess of the average for the thirty-five years, 1871-1905. In 1910, also, the rainfall was very large, 35.439 inches on 219 days. Only once since these records commenced has the rainfall in Dublin exceeded that of 1910—namely, in 1872, when 35.566 inches fell on 238 days. In 1880, 34.512 inches were measured on, however, only 188 days.

In 1912 there were 208 "rain-days," or days upon which not less than .005 inch of rain (five-thousandths of an inch) was measured. This was 10 over the average number of rain-days, which was 198, in the thirty-five years, 1871-1905, inclusive. In 1868 and 1887—the warm, dry years of recent times—the rain-days were only 160, and in 1870 they were only 145.

On only one occasion in 1912 did one inch of rain fall on a given day in Dublin—viz., August 4th, 1.456 inches. In 1901, the rainfall only once exceeded one inch, but on that occasion (November 11th) the measurement was 2.037 inches. In 1902, 1.342 inches fell on July 25th, and 2.075 inches on September 2nd. An excessive rainfall on August 25th, 1905, is especially noteworthy—it amounted to 3.436 inches in Dublin (Fitzwilliam Square). On no previous occasion within the past 47 years had 3 inches or upwards been measured. It was the ninth occasion only since 1865—that is, in 47 years inclusive—upon which 2 inches have been measured in Dublin at 9 a.m. as the product of the preceding 24 hours' precipitation. The previous excessive falls were—August 13th, 1874 (2.482 inches); October 27th, 1880 (2.736 inches); May 28, 1892 (2.056 inches); July 24th, 1896 (2.020 inches); August 5th, 1899 (2.227 inches); August 2nd, 1900 (2.135 inches); November 11th, 1910 (2.037 inches); and September 2nd, 1902 (2.075 inches).

Included in the 208 rain-days in 1912 are 7 on which snow or sleet fell, and 15 on which there was hail. In January hail was observed on 2 days, in February on 2 days, in March on 4 days, in April on 2 days, in May on 1 day, in November on 2 days, in December on 2 days. Snow or sleet fell on 1 day in January, 3 days in February, 1 day in March, 1 day in April, and 1 day in December. A thunderstorm occurred once in July. Thunder was heard without visible lightning once in July and twice in August. Lightning was seen once in January, once in July, once in August, and once in October.

The rainfall in the first six months of 1912 was 13.756 inches on 110 days. In the second six months it was 13.893 inches on 98 days.

Forty-ninth Annual Report of the Registrar-General of

TABLE showing the Monthly and Yearly Rainfall at Dublin during the Twenty-one Years 1892 to 1912, inclusive; with the Means for the Twenty Years 1892 to 1911.

YEAR.	January.	February.	March.	April.	May.	June.	July.	August.	September.	October.	November.	December.	Yearly Rainfall.
	Inches.	Inches.	Inches.	Inches.	Inches.	Inches.	Inches.	Inches.	Inches.	Inches.	Inches.	Inches.	Inches.
1892,	1.698	2.119	.991	1.114	4.177	1.671	1.952	3.557	2.631	2.535	2.404	.795	25.644
1893,	2.239	2.669	.288	1.046	1.666	1.716	2.042	2.713	.729	1.033	1.870	2.482	20.493
1894,	2.838	1.903	1.287	3.123	3.558	1.652	3.772	3.726	.442	3.967	1.482	1.511	29.261
1895,	5.711	.625	2.748	1.149	.177*	1.872	4.503	3.548	.543	2.840	3.582	3.944	31.242
1896,720	.868	3.310	.883	.190	1.883	5.474	1.136	5.073	2.515	.664	4.185	26.901
1897,	2.694	1.395	2.980	2.485	1.139	3.257	1.650	3.788	2.583	2.110	3.422	1.841	29.344
1898,	1.786	1.748	1.041	2.666	3.332	1.547	.945	3.456	1.452	3.579	4.435	1.066	27.048
1899,	2.483	2.168	.911	1.995	2.095	1.643	3.121	3.784	2.748	1.538	1.964	3.287	27.737
1900,	2.579	3.156	.963	1.304	1.919	3.169	4.519	5.871	.914	3.469	4.873	1.602	34.338
1901,	2.672	1.200	1.784	.864	1.204	1.628	2.080	2.952	3.686	2.396	3.620	1.989	26.075
1902,	1.614	1.748	1.752	2.061	2.798	2.371	3.163	2.949	2.969	3.056	3.331	1.563	29.375
1903,	3.269	2.234	3.623	1.050	2.384	2.494	4.018	2.800	3.397	2.613	2.133	1.586	31.601
1904,	2.535	3.312	2.091	1.118	2.685	1.076	1.088	2.903	2.389	.454	1.077	1.502	22.180
1905,	1.897	.750	2.731	2.466	1.182	1.175	.821	†‡7.019	1.225	1.196	3.551	1.264	25.277
1906,	4.127	1.644	1.520	1.829	2.472	1.049	1.023	1.761	.696	3.318	1.562	1.806	22.807
1907,428	1.304	1.934	2.622	3.211	2.837	2.022	2.280	.562	‡5.121	2.584	2.149	26.994
1908,	2.055	1.372	2.940	2.337	1.374	1.651	2.080	3.435	2.313	1.219	1.237	1.740	23.753
1909,	1.264	.593	2.698	4.078	1.470	1.963	3.316	1.300	1.816	2.613	1.425	4.408	26.939
1910,	2.993	3.758	.923	2.197	2.550	6.211	2.400	3.350	.726	2.222	2.544	5.565	35.439
1911,638	.990	1.664	1.408	1.286	1.743	2.994	.869	1.007	3.787	3.018	4.073	23.477
Means, ..	2.312	1.778	1.909	1.890	2.043	2.130	2.649	3.157	1.892	2.579	2.539	2.418	27.296
1912,	3.510	2.562	2.727	1.320	1.042	2.595	3.055	5.277	.570	1.665	1.438	1.888	27.649

* May, 1895, was the driest month of the twenty-one years. † August, 1905, was the month of the heaviest rainfall.
 ‡ October, 1907, was the wettest month of the twenty-one years. § Heaviest rainfall in 24 hours=3.436 inches, on August 25th, 1905.

TABLE showing the Monthly and Yearly Number of Rainy Days* at Dublin during the Twenty-one Years 1892 to 1912, inclusive; with the Means for the Twenty Years 1892 to 1911.

YEAR.	January.	February.	March.	April.	May.	June.	July.	August.	September.	October.	November.	December.	Total Rainy Days.
1892, ..	20	19	9	13	19	17	12	22	19	17	19	10	196
1893, ..	19	22	8	7	10	12	14	16	14	16	17	19	174
1894, ..	23	16	14	20	17	19	21	18	8	20	15	18	209
1895, ..	24	9	19	13	†3	12	16	27	7	16	21	27	194
1896, ..	14	10	23	16	7	14	18	18	23	22	9	20	194
1897, ..	17	16	24	22	14	20	12	24	16	14	14	18	211
1898, ..	14	18	16	16	20	14	8	18	13	19	17	21	194
1899, ..	24	15	12	20	16	8	12	10	21	11	13	24	186
1900, ..	27	23	13	16	13	22	15	17	10	21	19	20	216
1901, ..	17	12	17	12	9	13	13	13	18	21	11	23	179
1902, ..	12	10	21	16	22	17	17	18	16	23	18	13	203
1903, ..	20	15	26	17	17	13	23	26	17	22	16	16	228
1904, ..	19	17	19	19	18	10	15	18	17	11	9	17	189
1905, ..	14	12	20	25	10	11	17	‡22	14	16	19	13	193
1906, ..	22	20	17	18	20	12	13	17	7	22	17	18	203
1907, ..	9	14	19	22	17	27	19	19	7	†29	14	22	‡18
1908, ..	16	20	22	16	21	12	13	15	19	13	12	19	198
1909, ..	14	8	19	22	12	9	22	13	15	24	14	21	193
1910, ..	17	24	11	19	21	19	16	22	10	18	17	25	219
1911, ..	10	17	17	15	10	11	14	15	11	20	23	26	189
Means, ..	17.6	15.8	17.3	17.2	14.8	14.6	15.5	18.4	14.1	18.8	15.7	19.5	199.3
1912, ..	19	18	24	7	19	23	17	23	8	13	14	23	208

* i.e., day on which .01 inch or upwards of rain fell within the twenty-four hours. † Driest month of the twenty-one years. Rainfall=.177 inch.
 ‡ Wettest month of the twenty-one years. Rainfall=5.121 inches. § Month of the heaviest rainfall=7.019 inches

TABLE showing the Temperature of the Air in Dublin in the Twenty-one Years 1892-1912, and the Average Temperature for the Twenty Years 1892 to 1911, inclusive, as recorded by SIR JOHN W. MOORE, M.D.

YEAR.	January.	February.	March.	April.	May.	June.	July.	August.	September.	October.	November.	December.	Year.
1892, ..	38.9	41.3	38.9	45.8	53.3	56.1	57.3	59.6	54.2	44.6	46.9	39.7	48.1
1893, ..	41.0	42.7	47.9	51.1	56.3	59.4	61.1	62.6	55.5	49.8	43.8	43.7	51.2
1894, ..	41.2	44.9	45.1	49.6	48.8	56.5	59.8	57.6	53.5	49.5	47.8	44.0	49.9
1895, ..	35.6	34.2	43.9	47.8	53.8	58.6	58.7	59.7	58.7	46.0	47.0	41.8	48.8
1896, ..	44.4	45.2	45.9	50.5	54.7	60.9	60.4	57.9	55.5	44.8	43.2	41.6	50.4
1897, ..	38.3	46.0	45.1	45.6	50.5	58.2	60.6	60.4	54.2	52.1	48.6	45.1	50.4
1898, ..	47.9	42.9	42.5	49.4	50.8	57.5	60.6	61.0	59.8	52.7	46.2	47.7	51.6
1899, ..	42.9	44.0	44.9	48.3	51.4	60.8	61.8	63.0	55.9	49.9	50.7	42.1	51.3
1900, ..	43.0	37.9	40.6	49.8	52.1	58.4	62.9	59.1	57.2	50.2	45.6	47.2	50.3
1901, ..	42.1	39.2	41.7	48.2	53.1	56.4	63.0	60.0	57.4	49.6	44.9	40.6	49.7
1902, ..	43.2	39.3	46.5	46.7	49.5	56.2	59.1	58.0	55.8	51.5	47.5	44.2	49.8
1903, ..	42.3	47.5	45.4	45.5	52.5	56.0	59.6	58.0	55.7	51.2	44.6	41.0	49.9
1904, ..	42.7	40.7	42.7	48.7	52.5	57.3	61.1	59.6	56.5	51.4	45.3	44.0	50.2
1905, ..	43.6	43.6	45.0	46.5	53.5	59.1	63.3	58.5	54.6	47.0	42.7	47.2	50.4
1906, ..	44.0	39.7	44.2	45.5	51.3	59.1	60.2	62.8	56.7	51.0	47.6	41.8	50.3
1907, ..	42.8	40.3	46.3	46.8	51.0	54.9	59.1	58.4	57.5	49.8	44.6	43.2	49.6
1908, ..	41.7	44.8	41.8	44.4	54.8	56.5	60.5	58.7	55.7	55.2	48.1	43.8	50.5
1909, ..	42.8	42.7	40.6	48.2	52.2	54.7	58.7	59.6	53.5	51.1	43.0	41.5	49.1
1910, ..	41.1	42.5	44.6	45.6	51.4	57.2	58.1	58.8	55.5	51.5	40.8	44.6	49.3
1911, ..	41.6	43.3	43.2	47.7	54.9	57.9	63.0	62.8	56.2	50.6	44.1	44.6	50.8
Average, ..	42.1	42.1	43.9	47.6	52.4	57.6	60.5	59.8	56.0	50.0	45.7	43.5	50.1
1912, ..	42.3	43.7	46.1	49.1	53.5	56.7	58.4	54.1	53.4	48.7	45.3	46.3	49.8

NOTE.—The temperatures given above were deduced from the maximal and minimal readings of the thermometer. The Formula used was the following:—Mean Temperature = Min. + (Max.—Min.) C, the co-efficient C varying from month to month.

INDEX TO SUPERINTENDENT REGISTRARS' DISTRICTS.

[The following Index furnishes a reference to the *Number* or *Numbers* of each Superintendent Registrar's District in the Tables of Abstracts contained in the Report, in which the numbers run consecutively from 1 to 215.]*

A.		K.	
Abbeyleix, ..	43	Kanturk, ..	78
Antrim, ..	122	Kells, ..	39
Ardee, ..	32, 35	Kenmare, ..	91
Armagh, ..	130	Kilkeel, ..	156
Athlone, ..	48, 205	Kilkenny, ..	19
Athy, ..	11, 44	Killadysert, ..	67
		Killala, ..	202
		Killarney, ..	118
		Kilmacthomas, ..	79, 96
		Kilmallock, ..	68
		Kilrush, ..	80
		Kinsale, ..	80
		L.	
		Larne, ..	127
		Letterkenny, ..	148
		Lisburn, ..	167
		Limerick, ..	69, 97
		Lisburn, ..	128, 157
		Lismore, ..	119
		Lisnaskea, ..	165
		Listowel, ..	93, 98
		Londonderry, ..	149, 168
		Longford, ..	31
		Loughrea, ..	187
		Lurgan, ..	129, 133, 158
		M.	
		Macroom, ..	81
		Magherafelt, ..	169
		Mallow, ..	82
		Manorhamilton, ..	195
		Middleton, ..	83
		Millford, ..	150
		Millstreet, ..	84
		Michelstown, ..	85, 99
		Mohill, ..	196
		Monaghan, ..	174
		Mount Bellew, ..	188
		Mountmellick, ..	26, 46
		Mullingar, ..	52
		N.	
		Naas, ..	15, 59
		Navan, ..	40
		Nenagh, ..	105
		Newcastle, ..	100
		New Ross, ..	3, 20, 56
		O.	
		Newry, ..	134, 159
		Newtownards, ..	160
		P.	
		Oldcastle, ..	41, 142
		Omagh, ..	180
		Oughterard, ..	189
		R.	
		Portumna, ..	190
		S.	
		Rathdown, ..	8, 60
		Rathdrum, ..	61
		Rathkeale, ..	101
		Roscommon, ..	210
		Roscrea, ..	27, 47, 106
		T.	
		Scarriff, ..	70
		Shillelagh, ..	62
		Skibbereen, ..	86
		Skull, ..	87
		Sligo, ..	214
		Strabane, ..	151, 161
		Stranorlar, ..	152
		Strokestown, ..	211
		Swineford, ..	203
		U.	
		Thomastown, ..	21
		Thurles, ..	107
		Tipperary, ..	102, 113
		Tobercurry, ..	215
		Tralee, ..	94
		Trim, ..	42
		Tuam, ..	191
		Tullamore, ..	28, 53
		V.	
		Urlingford, ..	22, 114
		W.	
		Waterford, ..	23, 120
		Westport, ..	204
		Wexford, ..	57
		Y.	
		Youghal, ..	88, 121

* Thus, the number of Marriages in the Abbeyleix Superintendent Registrar's District may at once be ascertained by referring in the "Abstract of Marriages" to the Superintendent Registrar's District, numbered 43 (see page 6); and in like manner the number of Births and Deaths, of Deaths at different ages, &c., will be found by referring to the same Superintendent Registrar's District Number in the appropriate Tables.

INDEX TO REGISTRARS' DISTRICTS.

[The Number or Numbers against each Registrar's District in the Third Column refers to the page in which the Total Births, Illegitimate Births, Deaths, &c., in the District during the year are given.]

Registrars' Districts.	Superintendent Registrars' Districts.	Page	Registrars' Districts.	Superintendent Registrars' Districts.	Page.	Registrars' Districts.	Superintendent Registrars' Districts.	Page
Abbey, ..	Tuam, ..	36	Arvagh, ..	Cavan, ..	29	Ballincollig, ..	Cork, ..	21
Abbeyfeale, ..	Newcastle, ..	24	Askeaton, ..	Bathkeale, ..	24	Ballindine, ..	Claremorris, ..	37
Abbeyleix, ..	Abbeyleix, ..	17	Athboy, ..	Trim, ..	17	Ballinacorney, ..	Dunmanway, ..	21
Abbeysrule, ..	Ballymahon, ..	15	Athleague, ..	Loughrea, ..	35	Ballingarry, ..	Callan, ..	25
Achill, ..	Westport, ..	37	Athlone, No. 1, ..	Roscommon, ..	38	Ballinlough, ..	Castlereagh, ..	38
Achare, ..	Tobercurry, ..	38	Athlone, No. 2, ..	Athlone, ..	17	Ballinrobe, ..	Ballinrobe, ..	37
Adare, ..	Croom, ..	23	Athy, ..	Athy, ..	37	Ballintra, ..	Ballyshannon, ..	29
Aghada, ..	Middleton, ..	32	Aughnacloy, ..	Clogher, ..	13	Ballybay, ..	Castleblayney, ..	33
Aghadowey, ..	Coleraine, ..	22	Aughrim, ..	Carrick-on-Shannon, ..	38	Ballyboggan, ..	Edenderry, ..	16
Aghalee, ..	Lurgan, ..	27	Aughrim, ..	Rathdrum, ..	19	Ballybot, ..	Newry, ..	28
Ahascragh, ..	Ballinasloe, ..	35				Ballybunion, ..	Listowel, ..	23
Anoghill, ..	Ballymena, ..	27				Ballycarry, ..	Larne, ..	27
Anascaul, ..	Dingle, ..	23				Ballycastle, ..	Ballycastle, ..	27
Annacarriga, ..	Scarriff, ..	20				Ballycastle, ..	Killala, ..	37
Annacotty, ..	Limerick, ..	24				Ballycogh, ..	Mallow, ..	22
Annahilt, ..	Lisburn, ..	31				Ballyconnell, ..	Bawnboy, ..	29
Annamore, ..	Rathdrum, ..	19				Ballycroy, ..	Westport, ..	37
Antrim, ..	Antrim, ..	26				Ballyduff, ..	Listmore, ..	26
Ardagh, ..	Newcastle, ..	24				Ballyduff, ..	Listowel, ..	23
Ardara, ..	Genties, ..	30				Ballyfarnan, No. 1, ..	Boyle, ..	38
Ardee, ..	Ardee, ..	15				Ballyfarnan, No. 2, ..	Boyle, ..	38
Ardert, ..	Tralee, ..	23				Ballyteard, ..	Kinsale, ..	21
Ardinuan, ..	Clogheen, ..	25				Ballygergan, ..	Cork, ..	21
Ardmore, ..	Youghal, ..	26				Ballygawley, ..	Clogher, ..	34
Ardrahan, ..	Gort, ..	35				Ballyhaise, ..	Cavan, ..	29
Arklow, ..	Rathdrum, ..	19				Ballyhaunis, ..	Claremorris, ..	37
Armagh, ..	Armagh, ..	28				Ballyhooley, ..	Fermoy, ..	21
Arran (see "Galway N. O. 3.") ..	Coleraine, ..	32				Ballyhorgan, ..	Listowel, ..	23
Articlave, ..						Ballyjamesduff, ..	Oldcastle, ..	29

Registrars' Districts.	Superintendent Registrars' Districts.	Page.	Registrars' Districts.	Superintendent Registrars' Districts.	Page.	Registrars' Districts.	Superintendent Registrars' Districts.	Page.
K.								
Emlagh, ..	Cahersiveen, ..	22	Kanturk, ..	Kanturk, ..	21	Longford, ..	Longford, ..	15
Emly, ..	Tipperary, ..	25	Keadew, ..	Boyle, ..	38	Loughbrickland, ..	Banbridge, ..	31
Emo, ..	Mountmellick, ..	17	Keady, ..	Armagh, ..	28	Loughgall, ..	Armagh, ..	28
Emyvale, ..	Monaghan, ..	33	Kealkill, ..	Bantry, ..	20	Loughgiinn, ..	Castlereagh, ..	38
Ennis, No. 1, ..	Ennis, ..	19	Kells, ..	Kells, ..	16	Loughrea, ..	Loughrea, ..	35
Ennis, No. 2, ..	Ennis, ..	19	Kenmare, ..	Kenmare, ..	23	Louisburgh, ..	Westport, ..	37
Enniscorthy, ..	Enniscorthy, ..	18	Kilbeggan, ..	Tullamore, ..	18	Lowpark, ..	Swineford, ..	37
Enniskillen, ..	Enniskillen, ..	32	Kilbrittain, ..	Bandon, ..	20	Lucan, ..	Celbridge, ..	12
Ennistimon, ..	Ennistimon, ..	19	Kilcatherine, ..	Castletown, ..	20	Lurgan, No. 1, ..	Lurgan, ..	28
Eyrecoort, ..	Portumna, ..	36	Kilcock, ..	Celbridge, ..	13	Lurgan, No. 2, ..	Lurgan, ..	28
F.								
Fanad, ..	Millford, ..	30	Kilcooly, ..	Uringford, ..	25	Lusk, ..	Manorhamilton, ..	36
Feakle, ..	Scariff, ..	20	Kilcrohane (see "Durrus & Kilcrohane"), ..	Naas, ..	14		Balrothery, ..	12
Feenagh, ..	Newcastle, ..	24	Kilcullen, ..	Naas, ..	14	M.		
Feeny, ..	Llana, ..	33	Kildare, ..	Naas, ..	14	Macroom, ..	Macroom, ..	22
Fennagh & Myshall, ..	Carlow, ..	12	Kilderrry, ..	Londonderry, ..	30	Maghera, ..	Magherafelt, ..	33
Ferbane, ..	Birr, ..	15	Kildorrery, ..	Mitchelstown, ..	22	Magherafelt, ..	Magherafelt, ..	33
Fermoy, ..	Fermoy, ..	21	Kilfinane, ..	Kilmallock, ..	23	Maguirebridge, ..	Lisnaska, ..	32
Ferna, ..	Enniscorthy, ..	18	Kilgarvan, ..	Kenmare, ..	23	Malahide, ..	Balrothery, ..	12
Fethard, ..	Cashel, ..	25	Kilgobban, ..	Tralee, ..	23	Malin, ..	Inishowen, ..	30
Fethard, No. 1, ..	New Ross, ..	18	Kilkeel, No. 1, ..	Kilrush, ..	20	Mallow, ..	Mallow, ..	22
Fethard, No. 2, ..	New Ross, ..	18	Kilkeel, No. 2, ..	Kilkeel, ..	31	Manorcunningham, ..	Letterkenny, ..	30
Finglas & Glasnevin, ..	Dublin, North, ..	12, 13	Kilkenny, No. 1, ..	Swineford, ..	37	Manorhamilton, ..	Manorhamilton, ..	36
Finnea No. 1, ..	Granard, ..	18	Kilkenny, No. 2, ..	Kilkenny, ..	14	Markethill, ..	Armagh, ..	28
Finnea No. 2, ..	Granard, ..	18	Kilkishen, ..	Scariff, ..	20	Marfield (see "Clonmel, No. 2"), ..	Clonmel, No. 2, ..	17
Fintona, ..	Omagh, ..	34	Killala, ..	Ballinaloe, ..	35	Maryborough, ..	Mountmellick, ..	17
Fivemiletown, ..	Clogher, ..	34	Killala, ..	Killala, ..	37	Maynooth, ..	Celbridge, ..	13
Florencecourt, ..	Enniskillen, ..	32	Killanna, ..	Enniscorthy, ..	18	Meigh, ..	Newry, ..	28
Fontstown, ..	Athy, ..	13	Killarny, No. 1, ..	Ennis, ..	19	Middleton, No. 1, ..	Middleton, ..	22
Forkill, ..	Newry, ..	28	Killarny, No. 2, ..	Killarny, ..	23	Middleton, No. 2, ..	Middleton, ..	22
Foxford, ..	Swineford, ..	37	Killashandra, ..	Cavan, ..	29	Milford, ..	Kanturk, ..	21
Frankford, ..	Lirr, ..	15	Killashoe, ..	Longford, ..	15	Milford (see "Kilmacrenan & Milford"), ..	Kanturk, ..	21
Frenchpark, ..	Castlereagh, ..	38	Killea, ..	Londonderry, ..	30	Millstreet, ..	Millstreet, ..	22
Freshford, ..	Kilkenny, ..	14	Killeagh, ..	Youghal, ..	22	Milltown, ..	Killarney, ..	23
G.								
Galbally, ..	Mitchelstown, ..	24	Killeen, ..	Dunshaughlin, ..	16	Milltown, ..	Milltown, ..	23
Galgorm, ..	Ballymena, ..	27	Killenagh and Wells, ..	Gorey, ..	18	Milltown Malbay, ..	Ennistimon, ..	19
Galway, No. 1, ..	Galway, ..	35	Killenaule, ..	Cashel, ..	25	Mitchelstown, No. 1, ..	Mitchelstown, ..	22
Galway, No. 2, ..	Galway, ..	35	Killeroran, ..	Mount Bellew, ..	35	Mitchelstown, No. 2, ..	Mitchelstown, ..	22
Galway, No. 3 (Arran), ..	Galway, ..	35	Killeter, ..	Castlederg, ..	34	Moate, ..	Athlone, ..	17
Garrangibbon, ..	Carrick-on-Suir, ..	25	Killiney, ..	Rathdown, ..	13	Mohil, ..	Mohil, ..	36
Garvagh, ..	Coleraine, ..	32	Killorglin, ..	Killarney, ..	23	Moir, ..	Lurgan, ..	31
Glanbehy, ..	Cahersiveen, ..	22	Killough, ..	Downpatrick, ..	31	Molahiffe, ..	Killarney, ..	23
Glanbevin (see "Finglas and Glasnevin."), ..	Cahersiveen, ..	22	Killoughy, ..	Tullamore, ..	15	Monaghan, ..	Monaghan, ..	33
Glassan, ..	Athlone, ..	17	Killucan, ..	Gentles, ..	18	Monastervein, ..	Monaghan, ..	33
Glenarr, ..	Larne, ..	27	Killybegs, ..	Stranorlar, ..	30	Moneymore, ..	Magherafelt, ..	33
Glenavy, ..	Lisburn, ..	27	Killygordon, ..	Downpatrick, ..	31	Moree, ..	Limerick, ..	24
Glencullen (see "Dundrum and Glencullen."), ..	Dundrum and Glencullen, ..	27	Killyleagh, ..	Downpatrick, ..	31	Mount Bellew, ..	Mount Bellew, ..	35
Glengarriff, ..	Bantry, ..	20	Kilmacrenan and Millford, ..	Birr, ..	15	Mount Charles, ..	Donegal, ..	29
Glennamaddy, ..	Glennamaddy, ..	35	Kilmactomas, ..	Millford, ..	30	Mountmellick, ..	Mountmellick, ..	17
Genties, ..	Genties, ..	30	Kilmaganny, ..	Kilmactomas, ..	26	Mountnorris, ..	Newry, ..	28
Glenwhirry, ..	Ballymena, ..	27	Kilmakevoge, ..	Callan, ..	14	Mountrath, ..	Mountmellick, ..	17
Glin, ..	Listowel, ..	24	Kilmallock, ..	Waterford, ..	14	Mountshannon, ..	Scariff, ..	20
Glynn (see "Taghmon and Glynn."), ..	Taghmon and Glynn, ..	25	Kilmeadon, ..	Kilmallock, ..	23	Moville, ..	Inishowen, ..	30
Golden, ..	Tipperary, ..	35	Kilmeage (see "Robertstown and Kilmeage"), ..	Waterford, ..	26	Moycullen, ..	Galway, ..	35
Golden, ..	Skull, ..	22	Kilmihil, ..	Robertstown and Kilmeage, ..	26	Moynalty, ..	Kells, ..	16
Goleen, ..	Gorey, ..	18	Kilmood, ..	Kilrush, ..	20	Moyne, ..	Thurles, ..	25
Gort, ..	Gort, ..	35	Kilmore, ..	Newtownards, ..	32	Mullaghglass, ..	Newry, ..	28
Gortin, ..	Omagh, ..	34	Kilnaleck, ..	Monaghan, ..	33	Mullinahone, ..	Callan, ..	25
Gowran, ..	Kilkenny, ..	14	Kilpatrick, ..	Cavan, ..	29	Mullingar, ..	Mullingar, ..	18
Graigue, ..	Thomastown, ..	14	Kilrea, ..	Cashel, ..	25	Multyfarnham, ..	Mullingar, ..	18
Granard, ..	Granard, ..	15	Kilrush, ..	Coleraine, ..	32	Murragh, ..	Bandon, ..	20
Grean, ..	Tipperary, ..	24	Kilsallaghan, ..	Kilrush, ..	20	Myshall (see "Fennagh and Myshall."), ..	Fennagh and Myshall, ..	20
Greyabbey, ..	Newtownards, ..	32	Kilsheehan, ..	Balrothery, ..	12	N.		
Gurteen, ..	Boyle, ..	38	Kilsheehan, No. 1, ..	Mallow, ..	22	Naas and Carragh, ..	Naas, ..	14
Gweedore, ..	Dunfanaghy, ..	30	Kilsheehan, No. 2, ..	Clonmel, ..	25	Navan, ..	Navan, ..	16
H.								
Headford, ..	Tuam, ..	36	Kilskeer, ..	Kells, ..	26	Nenagh, ..	Nenagh, ..	24
Hillsborough, ..	Lisburn, ..	31	Kiltamagh, ..	Swineford, ..	37	Nenagh, ..	Nenagh, ..	24
Hollymount, ..	Ballinrobe, ..	37	Kiltegan, ..	Baltinglass, ..	19	Newbridge, ..	Naas, ..	14
Holmpatrick, ..	Balrothery, ..	12	Kiltinan, ..	Clonmel, ..	25	Newbridge, ..	Rathdrum, ..	19
Holycross, ..	Thurles, ..	25	Kiltroom, ..	Athlone, ..	25	Newcastle, ..	Newcastle, ..	24
Holywell, No. 1, ..	Enniskillen, ..	32	Kiltormer, ..	Ballinaloe, ..	35	Newcastle, ..	Rathdrum, ..	19
Holywell, No. 2, ..	Enniskillen, ..	29	Kilworth, ..	Fermoy, ..	21	New Kilmainham, ..	Dublin, South, ..	13
Hospital, ..	Kilmallock, ..	23	Kingscourt, ..	Bailieborough, ..	29	Newmarket, ..	Ennis, ..	19
Howth (see "Clontarf and Howth."), ..	Kilmallock and Howth, ..	23	Kingstown, No. 1, ..	Rathdown, ..	13	Newmarket, ..	Kanturk, ..	21
I.								
Inchigeelagh, ..	Macroom, ..	22	Kinlough, ..	Ballyshannon, ..	36	Newport, ..	Nenagh, ..	24
Inishannon, ..	Bandon, ..	20	Kinnitty, ..	Birr, ..	15	Newport, ..	Westport, ..	37
Inishbofin, ..	Clifden, ..	35	Kinsale, ..	Kinsale, ..	21	New Ross, ..	New Ross, ..	18
Inistoge, ..	Thomastown, ..	14	Kinvarra, ..	Gort, ..	35	Newry, No. 1, ..	Newry, ..	31
Innfield, ..	Trim, ..	17	Knocknadona, ..	Lisburn, ..	27	Newry, No. 2, ..	Newry, ..	31
Irvinestown, ..	Irvinestown, ..	32	Knocknalower, ..	Belmullet, ..	37	Newtown (see "Ballinacorney & Newtown"), ..	Ballinacorney & Newtown, ..	32
Islandeady, ..	Westport, ..	37	Knocktopher, ..	Thomastown, ..	14	Newtownards, ..	Newtownards, ..	32
J.								
Jamestown, ..	Carrick-on-Shannon, ..	36	L.			Newtownbarry, ..	Enniscorthy, ..	18
Johnstown, ..	Edenderry, ..	13	Labasheeda, ..	Killadysert, ..	20	Newtownbutler, ..	Clones, ..	32
K.								
			Laghy, ..	Donegal, ..	29	Newtowngore, No. 1, ..	Bawnboy, ..	36
			Larne, ..	Larne, ..	27	Newtowngore, No. 2, ..	Bawnboy, ..	36
			Laurencetown, ..	Ballinaloe, ..	35	Newtownhamilton, ..	Castleblayney, ..	28
			Leighlinbridge, ..	Carlow, ..	35	Newtownhamilton, No. 1, ..	Castleblayney, ..	28
			Letterkenny, ..	Letterkenny, ..	30	Newtownhamilton, No. 2, ..	Castleblayney, ..	28
			Lettermore, ..	Oughterard, ..	36	Newtownstewart, ..	Strabane, ..	34
			Liberties, Lower, ..	Oughterard, ..	36	Nobber, ..	Kells, ..	16
			Liberties, Upper, ..	Londonderry, ..	33	O.		
			Limavady, ..	Limavady, ..	33	Oldcastle, ..	Oldcastle, ..	16
			Limerick, No. 1, ..	Limerick, ..	24	Old Ross, ..	New Ross, ..	18
			Limerick, No. 2, ..	Limerick, ..	24	Omagh, No. 1, ..	Omagh, ..	34
			Limerick, No. 3, ..	Limerick, ..	24	Omagh, No. 2, ..	Omagh, ..	34
			Limerick, Rural, ..	Limerick, ..	24	Oranmore, ..	Galway, ..	35
			Lisbellaw, ..	Enniskillen, ..	32	Oughterard, ..	Oughterard, ..	36
			Lisburn, ..	Lisburn, ..	27	Oulart, ..	Enniscorthy, ..	18
			Lismore, ..	Lismore, ..	26	P.		
			Lisnaska, ..	Lisnaska, ..	32	Painestown, ..	Navan, ..	16
			Listowel, ..	Listowel, ..	23	Pallaskeny, ..	Rathkeale, ..	24
			Littleton, ..	Thurles, ..	25	Pettigoe, ..	Donegal, ..	29
			L'Derry, Urban, ..	Londonderry, ..	33	Phillipstown, ..	Tullamore, ..	15
			L'Derry, No. 1, ..	Londonderry, ..	33	Piltown, ..	Carrick-on-Suir, ..	14
			L'Derry, No. 2, ..	Londonderry, ..	33	Q.		

No. 11740.

DUBLIN CASTLE,

27th June, 1913.

SIR,

I have to acknowledge the receipt of your letter of the 26th instant, forwarding, for submission to His Excellency the Lord Lieutenant, a copy of your Annual Report on Marriages, Births and Deaths in Ireland for the year 1912.

I am,

Sir,

Your obedient Servant,

J. B. DOUGHERTY.

The Registrar-General,
Charlemont House,
Dublin.