

PARLIAMENT OF NORTHERN IRELAND

Fiftieth
Annual Report of
the Registrar General
1971

Presented pursuant to

Section 56 of the Marriages (Ireland) Act, 1844

Section 16 of the Registration of Marriages (Ireland) Act, 1863

Section 1(3) of the Births and Deaths Registration Act (Northern Ireland) 1967

BELFAST

HER MAJESTY'S STATIONERY OFFICE

PRICE £1.50 NET

TABLE OF CONTENTS

| TEXT | Page |
|---|------|
| GENERAL NOTES | 7 |
| SUMMARY | 9 |
| SERIAL STATISTICS FOR NORTHERN IRELAND | 10 |
| COMPARATIVE STATISTICS, NORTHERN IRELAND, ENGLAND AND WALES, SCOTLAND AND THE IRISH REPUBLIC | 11 |
| POPULATION | 12 |
| MARRIAGES | |
| Number and rate | 13 |
| Ages at marriage | 13 |
| Method of celebration | 13 |
| LIVE BIRTHS | |
| Number and rate | 15 |
| Proportion of males to females | 17 |
| Illegitimate births | 17 |
| Multiple births | 17 |
| STILL-BIRTHS | |
| Number and rate | 18 |
| DEATHS | |
| Number and rate | 20 |
| Area mortality comparisons | 22 |
| Deaths in hospitals | 22 |
| Cause of death | 22 |
| Proportion of deaths from the principal causes | 22 |
| Deaths from the principal epidemic diseases | 23 |
| Influenza | 24 |
| Tuberculosis | 24 |
| Cancer | 25 |
| Cerebral haemorrhage, etc. | 27 |
| Heart diseases | 27 |
| Bronchitis | 28 |
| Pneumonia | 28 |
| Pregnancy and childbirth | 28 |
| Infant mortality | 31 |
| Neonatal mortality | 31 |
| Perinatal deaths | 33 |
| Mortality among illegitimate children | 34 |
| Violent deaths | 35 |
| CERTIFICATION OF DEATHS | 38 |
| LIFE TABLE | 38 |
| CONGENITAL MALFORMATIONS | 40 |
| MIGRATION | 41 |
| METEOROLOGY | 42 |
| ADMINISTRATION | |
| Introductory | 46 |
| Buildings licensed or registered for marriages | 46 |
| State of registration | 46 |
| Legitimacy Acts (N.I.), 1928 to 1961 | 46 |
| Adoption Act (N.I.), 1967 | 46 |
| Searches and certificates | 46 |
| Verifications | 47 |

ABSTRACTS

Abbreviations:—N.I.=Northern Ireland; Urb/Rur.=administrative urban and rural aggregates; Co.=county; C.B.=county borough; A.A.=administrative area of county.

| <i>Abstract</i> | <i>Subject of abstract</i> | <i>Area for which statistics are given</i> | <i>Page</i> |
|-----------------|---|--|-------------|
| 1 | Ages of the population according to the 1966 census | N.I., C.B.'s, Co.'s. | 51 |
| 2 | Marriages, by month of registration, 1971 | N.I., C.B.'s, Co.'s. | 52 |
| 3 | Conjugal condition of persons contracting marriages, 1971 | N.I., C.B.'s, Co.'s. | 52 |
| 4 | Ages of men at marriage, 1971 | N.I., C.B.'s, Co.'s. | 53 |
| 5 | Ages of women at marriage, 1971 | N.I., C.B.'s, Co.'s. | 53 |
| 6 | Ages and conjugal conditions of persons married, 1971 | N.I. | 54 |
| 7 | Ages in combination of men and women at marriage, 1971 | N.I. | 58 |
| 8 | Live births, by sex, by quarters, 1971 | N.I., C.B.'s, Co.'s. | 59 |
| 9 | Deaths, by sex, by quarters, 1971 | N.I., C.B.'s, Co.'s. | 59 |
| 10 | Still-births, by sex, cause and period of gestation, 1971 | N.I. | 60 |
| 11 | Details of births, still-births and deaths, by sex, in each administrative area, 1971, showing 1971 census population (preliminary figures) | C.B.'s, Co.'s, A.A. | 62 |
| 12 | Causes of death at different age-periods by detailed list numbers, 1971 | N.I. | 70 |
| 13 | Deaths, by month of registration, by abbreviated list numbers, 1971 | N.I. | 148 |
| 14 | Deaths, by sex at each year of age, by conjugal condition, 1971 | N.I. | 150 |
| 15A | Deaths, by sex and age-groups, by abbreviated list numbers, 1971 | N.I. | 152 |
| 15B | Distribution of deaths by cause per 1,000 deaths in certain age groups, by sex, 1971 | N.I. | 156 |
| 15C | Death rates per million living by sex and age, from principal causes, 1971 | N.I. | 158 |
| 16 | Death rates, by sex and age-groups, 1926, 1937, 1952-1971 | N.I. | 160 |
| 17 | Causes of death, by sex and age-periods, by abbreviated list numbers, 1971, and standardised mortality ratios | N.I., Urb/Rur., C.B.'s, Co.'s. | 161 |
| 18 | Deaths and death rates, at different age-periods, 1971 | N.I. | 184 |

| <i>Abstract</i> | <i>Subject of abstract</i> | <i>Area for which statistics are given</i> | <i>Page</i> |
|-----------------|---|--|-------------|
| 19 | Deaths from violent causes, by nature of injury, external cause, and sex 1971 | N.I. | 185 |
| 20 | Deaths from non-transport accidents by age and sex, (a) by place of occurrence (b) while working, 1971 | N.I. | 186 |
| 21 | Deaths from cancer, by sex and site, 1971 | C.B.'s, Co.'s. | 188 |
| 22 | Infant mortality, by sex and age, 1968-1971 | N.I., Urb/Rur., C.B.'s, Co.'s. | 189 |
| 23 | Illegitimate infant mortality, by sex and age, 1968-1971 | N.I., Urb/Rur., C.B.'s, Co.'s. | 189 |
| 24 | Infant mortality, by cause, age and sex, also illegitimate infant mortality, by cause, 1971 | N.I. | 190 |
| 25 | Infant mortality, by cause, sex and month of registration, 1971 | N.I. | 196 |
| 26 | Nature of congenital malformations, by sex, type of birth and number of other children born to mother, 1971 | N.I. | 198 |
| 27 | Nature of congenital malformations, by age of mother, 1971 | N.I. | 200 |
| 28 | Children born (live and still) with congenital malformations, by sex, age of mother and number of other children born to mother, 1971 | N.I. | 203 |
| 29 | Nature of congenital malformations, by month of birth, 1971 | N.I. | 204 |
| 30 | Nature of congenital malformations, 1971 | N.I., C.B.'s, Co.'s. | 205 |
| 31 | Notifications of certain infectious diseases, 1971 | N.I., C.B.'s, Co.'s. A.A.'s. | 206 |

DIAGRAMS

(Rates shown for Northern Ireland, England and Wales,
Scotland and the Irish Republic.)

| | <i>Page</i> |
|--|-------------|
| 1 Marriage rates per 1,000 population | 14 |
| 2 Live birth rates per 1,000 population | 16 |
| 3 Death rates per 1,000 population | 21 |
| 4 Death rates from cancer per 100,000 population | 26 |
| 5 Maternal mortality rates per 1,000 live births | 30 |
| 6 Infant mortality rates per 1,000 live births | 32 |

GENERAL NOTES

The figures contained in this Report may be regarded as superseding the provisional figures already published for the year 1971 in the Registrar General's weekly and quarterly returns.

The value of the statistical information concerning deaths contained in the Registrar General's Annual Reports and other publications is to a large extent dependent on the degree of care and accuracy with which the members of the medical profession enter the required particulars on the form of medical certificate of the cause of death.

Throughout the Report, births and deaths have been recorded according to date of registration and not to date of occurrence. They have also been allocated to the district of normal residence, if in Northern Ireland, births having been assigned to the districts containing the normal residence of the parents, and deaths to the districts containing the normal residence of the deceased persons. Events occurring in Northern Ireland relating to persons whose normal residence is outside Northern Ireland have been assigned to the district of occurrence.

Rates are assessed per 1,000 of the estimated home population as at 30 June unless otherwise stated. Marriage rates relate to the number of marriages solemnised, not to the number of persons married.

Comparisons with rates (births, deaths, etc.) recorded in other parts of the British Isles are included in several tables and diagrams. These comparisons are substantially correct but it should be remembered that (with the exception of Diagram 3) they are crude rates only and take no account of changes in or differences between the age and sex structure of the populations.

Generally speaking, the classifications adopted for the purposes of this Report are the Detailed and Abbreviated Lists contained in the "Manual of the International Statistical Classification of Diseases, Injuries and Causes of Death, 1965."

The term cancer, where used, refers to all malignant neoplasms and neoplasms of the lymphatic and haematopoietic tissues, except Hodgkin's disease, leukaemia and aleukaemia (I.S.C. Nos. 201, 204-207).

Where more than one cause of death is reported, the death is classified according to the underlying cause, i.e. the disease or injury which initiated the train of morbid events leading directly to death. This method of classification is followed even if the deceased may have recovered from the underlying cause long before the date of death.

In the text and tables the term "neonatal mortality" relates to deaths of children under 4 weeks of age and the term "infant mortality" to deaths of all children (including neonatal) under 1 year of age. Perinatal deaths are deaths of infants under one week plus still-births.

In general in the tables and abstracts, dots (·) are used to indicate "none", and dashes (—) are used to indicate that information cannot be given or that the headings are not applicable.

REPORT 1971

SUMMARY

The rates for marriage, live births and deaths were lower than in 1970. The still-birth rate remained the same.

The following figures indicate the general trend of marriages, births and deaths over the past thirty years. More detailed comparisons will be found in Tables A and A1

| | | Revised estimated population 152800 | | | |
|-----------------------------------|--------|--|-----------|-----------|----------------------|
| | | 1941 | 1961 | 1970 | 1971 |
| Estimated population | | 1,288,000 | 1,427,400 | 1,524,000 | 1,534,000 |
| Marriages | Number | 11,966 | 9,861 | 12,297 | 12,152 |
| | Rate | 9.3 | 6.9 | 8.1 | 7.9 |
| Live births | Number | 26,887 | 31,915 | 32,086 | 31,765 |
| | Rate | 20.9 | 22.4 | 21.1 | 20.7 |
| Illegitimate live births | Number | 1,297 | 786 | 1,214 | 1,207 |
| Still-births | Number | * | 727 | 465 | 462 |
| | Rate | * | 22 | 14 | 14 |
| Deaths | Number | 19,640 | 16,108 | 16,551 | 16,202 |
| | Rate | 15.2 | 11.3 | 10.9 | 10.6 |
| Perinatal | Number | * | * | 900 | 877 |
| | Rate† | * | * | 28 | 27 |
| Neo-natal | Number | 909 | 621 | 507 | 505 |
| | Rate‡ | 30 | 19 | 16 | 16 |
| Infant | Number | 2,059 | 877 | 734 | 722 |
| | Rate‡ | 77 | 27 | 23 | 23 |
| Maternal | Number | 130 | 17 | * | 6 |
| | Rate | 4.17 | 0.5 | * | 0.2 |
| Deaths from | | | | | |
| Heart disease (all forms) | | 4,076 | 5,907 | 5,791 | 5,783 |
| Cerebral haemorrhage etc. | | 1,659 | 2,276 | 2,450 | 2,493 |
| Cancer (all sites) | | 1,763 | 2,186 | 2,696 | 2,758 |
| Lung cancer | | 25 | 365 | 522 | 580 |
| Road vehicle accidents (E810-827) | | 190 | 193 | 273 | 293 |
| Accidents in the home | | * | 144 | 189 | 179 |
| Other violent causes | | 1,609 | 234 | 234 | 267 |
| Inquest held | | 720 | 557 | 646 | 659 |

*Not available. †Rate per 1,000 births (live and still). ‡Rate per 1,000 live births.
 ||All violent deaths.

TABLE A. *Northern Ireland: Population, marriages, live births and deaths, 1961-1971, with quinquennial averages from 1911.*

| YEAR | Estimated mid-year population | Marriages | Live births (total) | Illegitimate live births | Deaths | Deaths of infants under 1 year of age | Still-Births |
|---------|-------------------------------|-----------|---------------------|--------------------------|---------|---------------------------------------|--------------|
| 1911-15 | 1,238,000 | 7,535 | 29,675 | 1,296 | 21,929 | 3,030 | — |
| 1916-20 | 1,227,000 | 8,250 | 27,560 | 1,258 | 22,128 | 2,620 | — |
| 1921-25 | 1,260,000 | 7,873 | 29,104 | 1,248 | 19,594 | 2,392 | — |
| 1926-30 | 1,246,000 | 7,328 | 26,418 | 1,249 | 18,403 | 2,083 | — |
| 1931-35 | 1,258,000 | 7,806 | 25,098 | 1,259 | 18,026 | 1,966 | — |
| 1936-40 | 1,287,000 | 9,073 | 25,533 | 1,178 | 18,369 | 1,970 | — |
| 1941-45 | 1,304,000* | 10,751 | 29,592 | 1,560 | 17,478* | 2,169 | — |
| 1946-50 | 1,350,000* | 9,396 | 29,764 | 1,124 | 16,039* | 1,423 | — |
| 1951-55 | 1,383,000 | 9,359 | 28,798 | 838 | 15,557 | 1,054 | — |
| 1956-60 | 1,405,000 | 9,500 | 30,539 | 758 | 15,175 | 863 | — |
| 1961 | 1,427,400 | 9,861 | 31,915 | 786 | 16,108 | 877 | 727 |
| 1962 | 1,435,400 | 9,842 | 32,565 | 774 | 15,226 | 864 | 745 |
| 1963 | 1,446,000 | 10,155 | 33,414 | 879 | 15,899 | 902 | 663 |
| 1964 | 1,458,000 | 10,614 | 34,345 | 1,015 | 15,354 | 904 | 680 |
| 1965 | 1,469,000 | 10,452 | 33,890 | 995 | 15,551 | 849 | 660 |
| 1961-65 | 1,447,000 | 10,185 | 33,226 | 890 | 15,628 | 879 | 695 |
| 1966 | 1,478,000 | 10,735 | 33,228 | 1,028 | 16,441 | 849 | 550 |
| 1967 | 1,491,000 | 10,924 | 33,415 | 1,205 | 14,671 | 785 | 594 |
| 1968 | 1,502,000 | 11,240 | 33,173 | 1,245 | 15,933 | 796 | 541 |
| 1969 | 1,512,500 | 11,587 | 32,428 | 1,210 | 16,338 | 790 | 502 |
| 1970 | 1,524,000 | 12,297 | 32,086 | 1,214 | 16,551 | 734 | 465 |
| 1966-70 | 1,501,500 | 11,357 | 32,866 | 1,180 | 15,987 | 791 | 530 |
| 1971 | 1,534,000 | 12,152 | 31,765 | 1,207 | 16,202 | 722 | 462 |

TABLE A1. *Northern Ireland: Annual marriage, birth and death rates and death rates of infants under 1 year per 1,000 live births, 1961-1971 with quinquennial averages from 1911.*

| YEAR | Rates per 1 000 of estimated population | | | Illegitimate live births per cent. of total live births | Death rates of infants under 1 year of age per 1,000 live births | Still-birth rates per 1,000 births (live and still) |
|---------|---|-------------|--------|---|--|---|
| | Marriages | Live births | Deaths | | | |
| 1911-15 | 6.1 | 24.0 | 17.7 | 4.37 | 102 | — |
| 1916-20 | 6.7 | 22.5 | 18.0 | 4.56 | 95 | — |
| 1921-25 | 6.3 | 23.1 | 15.6 | 4.29 | 82 | — |
| 1926-30 | 5.9 | 21.2 | 14.8 | 4.73 | 79 | — |
| 1931-35 | 6.2 | 20.0 | 14.3 | 5.02 | 78 | — |
| 1936-40 | 7.1 | 19.8 | 14.3 | 4.61 | 77 | — |
| 1941-45 | 8.2 | 22.7 | 13.4* | 5.27 | 73 | — |
| 1946-50 | 7.0 | 22.0 | 11.9* | 3.78 | 48 | — |
| 1951-55 | 6.8 | 20.8 | 11.3 | 2.91 | 37 | — |
| 1956-60 | 6.8 | 21.7 | 10.8 | 2.48 | 28 | — |
| 1961 | 6.9 | 22.4 | 11.3 | 2.46 | 27 | 22 |
| 1962 | 6.9 | 22.7 | 10.6 | 2.38 | 27 | 22 |
| 1963 | 7.0 | 23.1 | 11.0 | 2.63 | 27 | 19 |
| 1964 | 7.3 | 23.6 | 10.5 | 2.96 | 26 | 19 |
| 1965 | 7.1 | 23.1 | 10.6 | 2.94 | 25 | 19 |
| 1961-65 | 7.0 | 23.0 | 10.8 | 2.67 | 26 | 20 |
| 1966 | 7.3 | 22.5 | 11.1 | 3.09 | 26 | 16 |
| 1967 | 7.3 | 22.4 | 9.8 | 3.61 | 23 | 17 |
| 1968 | 7.5 | 22.1 | 10.6 | 3.75 | 24 | 16 |
| 1969 | 7.7 | 21.4 | 10.8 | 3.73 | 24 | 15 |
| 1970 | 8.1 | 21.1 | 10.9 | 3.78 | 23 | 14 |
| 1966-70 | 7.6 | 21.9 | 10.6 | 3.59 | 24 | 16 |
| 1971 | 7.9✓ | 20.7✓ | 10.6 | 3.80 | 23 | 14 |

*Statistics of population and deaths for the years 1941-49 relate to civilians only.

TABLE B. *Comparative statistics for Northern Ireland, England and Wales, Scotland, and the Irish Republic, 1926, 1937, 1951, 1961, 1967-1971.*

| MARRIAGE RATES PER 1,000 OF POPULATION | | | | |
|--|------------------|-------------------|----------|----------------|
| Years | Northern Ireland | England and Wales | Scotland | Irish Republic |
| 1926 | 5.8 | 7.2 | 6.4 | 4.6 |
| 1937 | 6.7 | 8.8 | 7.7 | 5.0 |
| 1951 | 6.9 | 8.2 | 8.1 | 5.4 |
| 1961 | 6.9 | 7.5 | 7.8 | 5.4 |
| 1967 | 7.3 | 8.0 | 8.1 | 6.1 |
| 1968 | 7.5 | 8.4 | 8.4 | 6.5 |
| 1969 | 7.7 | 8.1 | 8.3 | 6.8 |
| 1970 | 8.1 | 8.5 | 8.3 | 7.1 |
| 1971 | 7.9 | 8.3* | 8.1* | 7.3* |

| LIVE BIRTH RATES PER 1,000 OF POPULATION | | | | |
|--|------------------|-------------------|----------|----------------|
| Years | Northern Ireland | England and Wales | Scotland | Irish Republic |
| 1926 | 22.5 | 17.8 | 21.1 | 20.6 |
| 1937 | 19.8 | 14.9 | 17.6 | 19.2 |
| 1951 | 20.7 | 15.4 | 17.7 | 21.2 |
| 1961 | 22.4 | 17.6 | 19.5 | 21.2 |
| 1967 | 22.4 | 17.2 | 18.6 | 21.1 |
| 1968 | 22.1 | 16.9 | 17.4 | 21.0 |
| 1969 | 21.4 | 16.3 | 17.4 | 21.5 |
| 1970 | 21.1 | 16.0 | 16.8 | 21.0 |
| 1971 | 20.7 | 16.0* | 16.6* | 22.8* |

| DEATH RATES PER 1,000 OF POPULATION | | | | |
|-------------------------------------|------------------|-------------------|----------|----------------|
| Years | Northern Ireland | England and Wales | Scotland | Irish Republic |
| 1926 | 15.0 | 11.6 | 13.1 | 14.1 |
| 1937 | 15.1 | 12.4 | 13.9 | 15.3 |
| 1951 | 12.8 | 12.5 | 12.9 | 14.3 |
| 1961 | 11.3 | 12.0 | 12.3 | 12.3 |
| 1967 | 9.8 | 11.2 | 11.5 | 10.8 |
| 1968 | 10.6 | 11.9 | 12.2 | 11.4 |
| 1969 | 10.8 | 11.8 | 12.3 | 11.5 |
| 1970 | 10.9 | 11.7 | 12.2 | 11.6 |
| 1971 | 10.6 | 11.6* | 11.8* | 10.6* |

10.5 Rev.

| PERINATAL, NEONATAL, AND INFANT MORTALITY RATES | | | | | | | | | | | |
|---|------------------|------------|---------|-------------------|------------|---------|-------------|------------|---------|----------------|---------|
| Years | Northern Ireland | | | England and Wales | | | Scotland | | | Irish Republic | |
| | †Peri-natal | §Neo-natal | §Infant | †Peri-natal | §Neo-natal | §Infant | †Peri-natal | §Neo-natal | §Infant | §Neonatal | §Infant |
| 1926 | — | 34 | 85 | — | 32 | 70 | — | 36 | 83 | 27 | 74 |
| 1937 | — | 36 | 77 | 60 | 30 | 58 | — | 38 | 80 | 30 | 73 |
| 1951 | — | 25 | 41 | 38 | 19 | 30 | 44 | 22 | 37 | 25 | 46 |
| 1961 | 38 | 19 | 27 | 32 | 15 | 21 | 36 | 18 | 26 | 21 | 31 |
| 1967 | 31 | 16 | 23 | 25 | 13 | 18 | 27 | 14 | 21 | 16 | 24 |
| 1968 | 29 | 16 | 24 | 25 | 12 | 18 | 26 | 13 | 21 | 14 | 21 |
| 1969 | 29 | 16 | 24 | 23 | 12 | 18 | 25 | 14 | 21 | 14 | 21 |
| 1970 | 28 | 16 | 23 | 23 | 12 | 18 | 25 | 13 | 20 | 13 | 20 |
| 1971 | 27 | 16 | 23 | 22* | 12* | 18* | 24* | 14* | 20* | 12* | 18* |

*Provisional.

†Per 1,000 births (live and still) § Per 1,000 live births.

*
Rev. 15 37 800

POPULATION

The population of Northern Ireland estimated as at 30 June, 1971 was 1,534,000 persons, an increase of 10,000 over the mid 1970 figure. This estimate, comprising civilians and members of H.M. Forces stationed in Northern Ireland, is based on the census taken on 25 April, 1971 (1,527,593—preliminary figure) revised to allow for natural increase and net migration. During the year ended 30 June, 1971, the natural increase of 16,300 (approx.) was off-set by net migration of 9,700 (approx.) Further details regarding migration are shown on page 41.

TABLE C. *Populations of counties, county boroughs and urban and rural areas as recorded at the censuses of 1901, 1926, 1951, 1966 and 1971 (Preliminary figures) and as estimated at mid-year 1971.*

| AREA | Census 1901 | Census 1926 | Census 1951 | Census 1966 | Census 1971* | Mid-Year Estimate 1971 |
|--------------------------------------|-------------|-------------|-------------|-------------|--------------|-------------------------|
| Northern Ireland | 1,236,952 | 1,256,561 | 1,370,921 | 1,484,775 | 1,527,593 | 15 378 000 1,534,000 |
| Total urban areas | 530,576 | 637,719 | 728,297 | 789,881 | 841,923 | 846,150 |
| Total urban areas | 706,376 | 618,842 | 642,624 | 694,894 | 685,670 | 687,850 |
| Belfast County Borough | 349,180 | 415,151 | 443,671 | 398,405 | 360,150 | 360,400 |
| Londonderry County Borough | 39,892 | 45,159 | 50,092 | 55,694 | 51,850 | 52,100 |
| Counties: | | | | | | |
| Antrim | 196,090 | 191,643 | 231,149 | 313,991 | 352,549 | 354,400 |
| Armagh | 125,392 | 110,070 | 114,254 | 125,164 | 133,196 | 134,100 |
| Down | 205,889 | 209,228 | 241,181 | 286,631 | 310,617 | 312,000 |
| Fermanagh | 65,430 | 57,984 | 53,044 | 49,886 | 49,960 | 50,100 |
| Londonderry† | 104,512 | 94,534 | 105,448 | 118,964 | 130,296 | 131,300 |
| Tyrone | 150,567 | 132,792 | 132,082 | 136,040 | 138,975 | 139,600 |

†Excluding County Borough. *Preliminary figures.

N.B.—1971 Census (Preliminary) figures by administrative areas are given in Abstract 11.

TABLE C1. *Northern Ireland: Sex and age distribution of home population as estimated at 30 June, 1971 and percentage of total population in each age-group.*

| Age-group | Persons | % | Males | % | Females | % |
|-----------|-----------|-------|---------|-------|---------|-------|
| Years | | | | | | |
| 0-14 | 460,900 | 30.1 | 237,500 | 31.4 | 223,400 | 28.7 |
| 15-64 | 907,600 | 59.2 | 450,100 | 59.6 | 457,500 | 58.7 |
| 65+ | 165,500 | 10.7 | 67,400 | 9.0 | 98,100 | 12.6 |
| 0-4 | 158,800 | 10.4 | 81,800 | 10.8 | 77,000 | 9.9 |
| 5-9 | 158,100 | 10.3 | 81,800 | 10.8 | 76,300 | 9.8 |
| 10-14 | 144,000 | 9.4 | 73,900 | 9.8 | 70,100 | 9.0 |
| 15-19 | 128,700 | 8.4 | 66,600 | 8.8 | 62,100 | 8.0 |
| 20-24 | 115,900 | 7.6 | 60,300 | 8.0 | 55,600 | 7.1 |
| 25-29 | 96,200 | 6.3 | 47,900 | 6.3 | 48,300 | 6.2 |
| 30-34 | 84,500 | 5.5 | 42,100 | 5.6 | 42,400 | 5.4 |
| 35-39 | 82,500 | 5.4 | 41,000 | 5.4 | 41,500 | 5.3 |
| 40-44 | 83,300 | 5.4 | 40,500 | 5.4 | 42,800 | 5.5 |
| 45-49 | 85,600 | 5.6 | 41,600 | 5.5 | 44,000 | 5.7 |
| 50-54 | 80,500 | 5.2 | 39,100 | 5.2 | 41,400 | 5.3 |
| 55-59 | 79,000 | 5.1 | 37,800 | 5.0 | 41,200 | 5.3 |
| 60-64 | 71,400 | 4.7 | 33,200 | 4.4 | 38,200 | 4.9 |
| 65-69 | 60,300 | 3.9 | 26,400 | 3.5 | 33,900 | 4.4 |
| 70-74 | 47,200 | 3.1 | 19,300 | 2.6 | 27,900 | 3.6 |
| 75-79 | 30,800 | 2.0 | 12,000 | 1.6 | 18,800 | 2.4 |
| 80-84 | 17,500 | 1.1 | 6,400 | 0.9 | 11,100 | 1.4 |
| 85+ | 9,700 | 0.6 | 3,300 | 0.4 | 6,400 | 0.8 |
| TOTALS | 1,534,000 | 100.0 | 756,000 | 100.0 | 778,000 | 100.0 |

The 1966 Census population by age and sex for Northern Ireland and for counties and county boroughs is given in Abstract 1.

MARRIAGES

Number and rate Marriages registered during the year numbered 12,152 giving a rate of 7.92 per 1,000 population. The corresponding number and rate for 1970 were 12,297 and 8.06 respectively. In 11,557 (95.1 per cent.) of the total marriages both contracting parties were single; in 323 (2.7 per cent.) one or both were widowed and in 314 (2.6 per cent.) one or both were divorced. Of every 1,000 persons married, 14 were previously divorced. This rate is 2 above that for 1970; comparative rates for the years 1961 and 1951 were 8 and 11 respectively. Further details are given in Abstracts 3 and 6.

The number of marriages celebrated in each month in 1971 was as follows:

| | | | | | | | |
|------------|---------|-------|---------|-----------|---------|----------|---------|
| January | . 631 | April | . 1,175 | July | . 1,539 | October | . 829 |
| February | . 542 | May | . 697 | August | . 1,586 | November | . 673 |
| March | . 798 | June | . 1,375 | September | . 1,590 | December | . 717 |
| Qtrs.: 1st | . 1,971 | 2nd | . 3,247 | 3rd | . 4,715 | 4th | . 2,219 |

This shows that the period July to September was the most popular quarter for weddings, September heading the monthly totals with 1,590. February was the least popular month.

Ages at marriage Although the most popular age for marriage was 22 years for men and 21 years for women, the arithmetical average age of men marrying in 1971 was 25.7 and of women 23.5. During 1970 this age was 25.7 among men and 23.6 among women. In 1961, the average age was 28.1 for men and 25.1 for women. The mean age at marriage of persons marrying for the first time in 1971 was 24.9 years for men and 22.9 years for women. Of the contracting parties 0.6 per cent. of the husbands and 4.9 per cent. of the wives were minors (the age of majority was lowered from 21 to 18 from 1 January 1970) the relative figures for 1961 being 9.4 per cent. and 26.5 per cent. Further statistics will be found in Abstracts 4, 5, 6 and 7.

Method of celebration Table D shows the marriages registered during the years 1927, 1937, 1951 and 1964 to 1971 according to the form of celebration and Table D1 gives further details of marriages in 1971.

Marriages taking place in registrars' offices in the year under review represented 7.1 per cent. of the total marriages as compared with 7.2 per cent. in the previous year.

TABLE D. Northern Ireland: Marriages registered according to form of celebration, 1927, 1937, 1951, 1964-1971.

| YEAR | Roman Catholic | Presbyterian | Church of Ireland | Methodist | Other denominations | In Registrars' Offices | Total marriages registered | Total marriage rate per 1,000 of estimated population |
|------|----------------|--------------|-------------------|-----------|---------------------|------------------------|----------------------------|---|
| 1927 | 2,091 | 2,074 | 2,150 | 235 | 237 | 388 | 7,175 | 5.74 |
| 1937 | 2,396 | 2,473 | 2,426 | 426 | 255 | 647 | 8,623 | 6.73 |
| 1951 | 2,723 | 2,975 | 2,270 | 446 | 306 | 694 | 9,414 | 6.86 |
| 1964 | 3,672 | 3,130 | 2,343 | 522 | 294 | 653 | 10,614 | 7.28 |
| 1965 | 3,574 | 3,165 | 2,264 | 533 | 369 | 547 | 10,452 | 7.12 |
| 1966 | 3,707 | 3,207 | 2,338 | 582 | 356 | 545 | 10,735 | 7.26 |
| 1967 | 3,913 | 3,204 | 2,328 | 566 | 444 | 469 | 10,924 | 7.33 |
| 1968 | 4,107 | 3,178 | 2,410 | 587 | 438 | 520 | 11,240 | 7.48 |
| 1969 | 4,325 | 3,217 | 2,399 | 582 | 446 | 618 | 11,587 | 7.66 |
| 1970 | 4,678 | 3,194 | 2,497 | 596 | 451 | 881 | 12,297 | 8.06 |
| 1971 | 4,672 | 3,138 | 2,446 | 563 | 472 | 861 | 12,152 | 7.92 |

DIAGRAM 1. Marriage rates (crude) in Northern Ireland, England and Wales, Scotland and the Irish Republic, 1942-71.
Rate per 1,000 population.

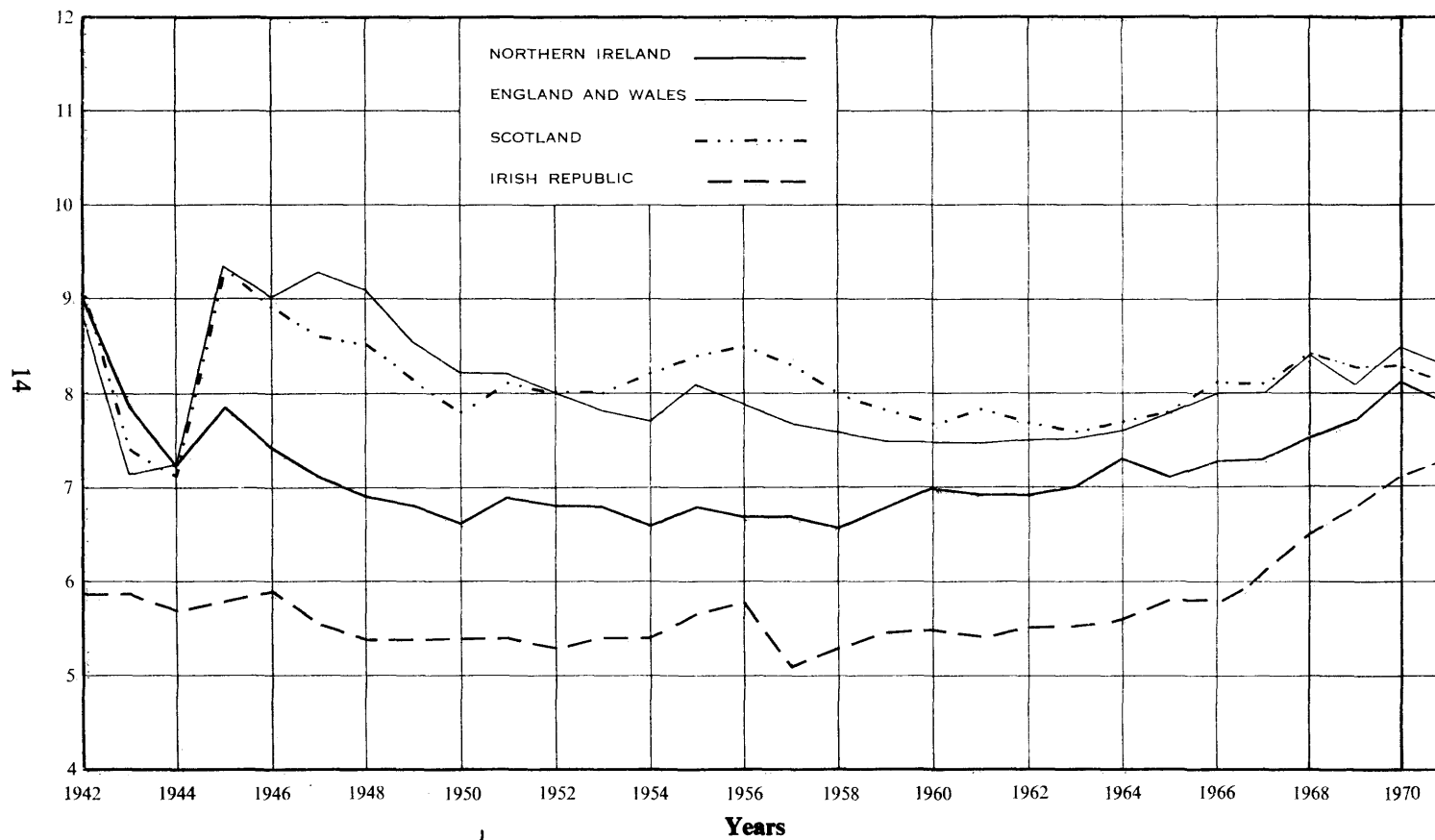


TABLE D1. Northern Ireland: Marriages registered by area and method of celebration, 1971.

| AREA | Total Marriages | Roman Catholic | Presbyterian | | Church of Ireland | | Methodist | | In Registrars' Offices | Other denominations | | |
|-------------------|-----------------|----------------|--------------|--------------------|-------------------|------------|--------------------|---------------------------|------------------------|---------------------|---------------------------|--------------------|
| | | | By Licence | By Special Licence | After Banns | By Licence | By Special Licence | By Licence or Certificate | | By Special Licence | By Licence or Certificate | By Special Licence |
| Northern Ireland | 12,152 | 4,672 | 3,047 | 91 | 53 | 2,336 | 57 | 472 | 91 | 861 | 414 | 58 |
| Belfast Co. Boro' | 3,394 | 940 | 835 | 32 | 12 | 640 | 16 | 226 | 53 | 440 | 172 | 28 |
| L'derry Co. Boro' | 582 | 417 | 77 | . | 1 | 55 | 3 | 6 | . | 16 | 5 | 2 |
| Antrim | 2,545 | 784 | 821 | 28 | 11 | 492 | 8 | 100 | 9 | 171 | 110 | 11 |
| Armagh . . | 1,021 | 546 | 121 | 2 | 1 | 228 | 2 | 38 | 3 | 42 | 35 | 3 |
| Down . . | 2,158 | 735 | 722 | 24 | 21 | 408 | 18 | 59 | 17 | 106 | 36 | 12 |
| Fermanagh . | 523 | 296 | 31 | . | 3 | 144 | . | 21 | 2 | 12 | 14 | . |
| *Londonderry . | 973 | 413 | 272 | 3 | 1 | 191 | 7 | 3 | 2 | 55 | 25 | 1 |
| Tyrone . . | 956 | 541 | 168 | 2 | 3 | 178 | 3 | 19 | 5 | 19 | 17 | 1 |

*Excluding Co. Borough.

LIVE BIRTHS

Number and rate Live births registered during 1971 numbered 31,765, 321 fewer than in 1970. The birth rate was 20.7 per 1,000 of the estimated population, being 0.4 below the rate for 1970.

The monthly incidence of births was as follows:

| | | | | | | | |
|--------------|-------|---------|-------|-------------|-------|------------|-------|
| January . | 2,804 | April . | 2,690 | July . | 2,879 | October . | 2,446 |
| February . | 2,463 | May . | 2,594 | August . | 2,491 | November . | 2,452 |
| March . | 3,028 | June . | 2,923 | September . | 2,680 | December . | 2,315 |
| Qtrs.: 1st . | 8,295 | 2nd . | 8,207 | 3rd . | 8,050 | 4th . | 7,213 |

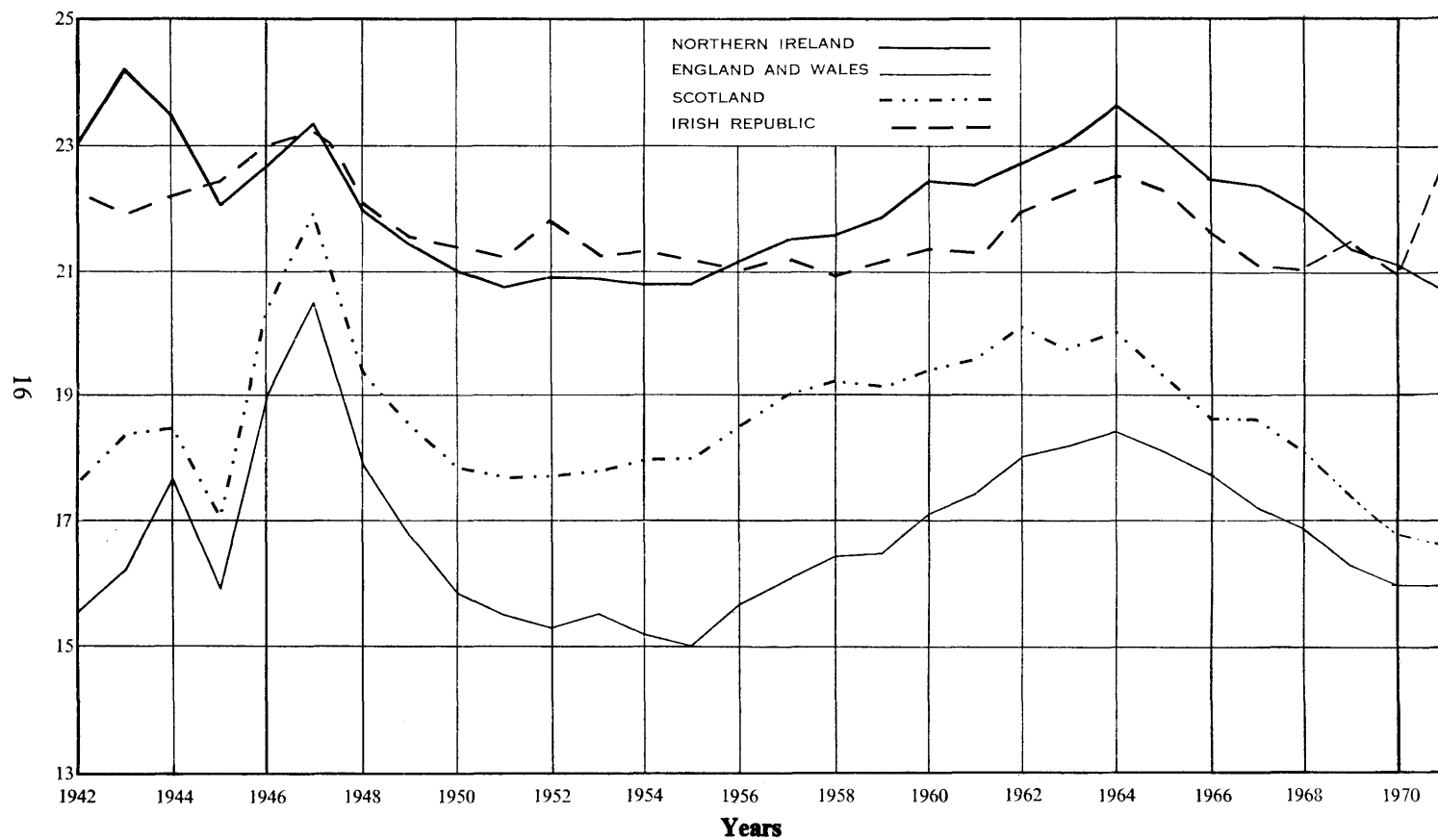
Compared with 1970, the second, third and fourth quarters showed decreases of 374, 169, and 368 respectively whilst the first showed an increase of 590.

TABLE E. Northern Ireland: Live births, numbers and rates by area, 1968-1971.

| AREA | Number | | | | Rate per 1,000 of the population | | | |
|------------------------------|--------|--------|--------|--------|----------------------------------|------|------|------|
| | 1968 | 1969 | 1970 | 1971 | 1968 | 1969 | 1970 | 1971 |
| Northern Ireland . | 33,173 | 32,428 | 32,086 | 31,765 | 22.1 | 21.4 | 21.1 | 20.7 |
| All urban areas . | 17,516 | 18,009 | 17,945 | 17,996 | 21.9 | 21.4 | 21.2 | 21.3 |
| All rural areas . | 15,657 | 14,419 | 14,141 | 13,769 | 22.3 | 21.4 | 20.9 | 20.0 |
| Belfast County Borough | 7,630 | 7,173 | 6,916 | 6,235 | 19.2 | 18.6 | 18.0 | 17.3 |
| Londonderry County Borough . | 1,493 | 1,402 | 1,314 | 1,327 | 27.1 | 25.5 | 23.5 | 25.5 |
| County Antrim . | 7,680 | 7,566 | 7,651 | 7,696 | 23.5 | 22.7 | 22.4 | 21.7 |
| County Armagh . | 2,985 | 2,939 | 2,876 | 3,002 | 23.5 | 22.9 | 22.2 | 22.4 |
| County Down . | 5,978 | 5,957 | 6,060 | 5,961 | 20.2 | 19.8 | 19.9 | 19.1 |
| County Fermanagh . | 1,011 | 933 | 1,010 | 1,026 | 20.2 | 18.7 | 20.2 | 20.5 |
| *County Londonderry | 3,099 | 3,204 | 3,101 | 3,274 | 25.5 | 26.2 | 25.2 | 25.0 |
| County Tyrone . | 3,297 | 3,254 | 3,158 | 3,244 | 24.2 | 23.8 | 23.1 | 23.2 |

*Excluding County Borough.

DIAGRAM 2. Birth rates (crude) in Northern Ireland, England and Wales, Scotland and the Irish Republic, 1942-71.
Rate per 1,000 population.



Births registered during 1971, where the normal residence of the parents was outside Northern Ireland, numbered 279 as compared with 286 in 1970. In 163 cases an address in the Irish Republic was given, and of these, 104 births occurred in hospitals: the 1970 figures were 167 and 95 respectively. In 10 cases the parents were itinerants having no fixed abode and 9 of these births took place in hospitals.

Proportion of males to females Births of males in Northern Ireland in 1971 numbered 16,504 and those of females 15,261, the proportion of male to female births being 1,081 to 1,000. The corresponding proportions for each of the five years 1966-70 were 1,090, 1,057, 1,070, 1,049 and 1,064 respectively.

Illegitimate births The number of illegitimate births was 1,207. This was 7 less than in 1970. The proportion to total live births (3.80 per cent.) was 0.02 above that for the previous year. In England and Wales, Scotland and the Irish Republic, the illegitimate births as percentages of the total live births in the year 1971 were (provisionally) 8.4, 8.1 and 2.7 respectively.

TABLE E1. *Northern Ireland: Illegitimate live births by area, 1968-71.*

| AREA | Number of illegitimate births | | | | Illegitimate births as percentage of total live births | | | |
|----------------------------------|-------------------------------|-------|-------|-------|--|------|------|------|
| | 1968 | 1969 | 1970 | 1971 | 1968 | 1969 | 1970 | 1971 |
| Northern Ireland . . . | 1,245 | 1,210 | 1,214 | 1,207 | 3.8 | 3.7 | 3.8 | 3.8 |
| All urban areas . . . | 700 | 754 | 772 | 760 | 4.0 | 4.2 | 4.3 | 4.2 |
| All rural areas . . . | 545 | 456 | 442 | 447 | 3.5 | 3.2 | 3.1 | 3.2 |
| Belfast County Borough . . . | 386 | 392 | 398 | 336 | 5.1 | 5.5 | 5.8 | 5.4 |
| Londonderry County Borough . . . | 57 | 61 | 51 | 60 | 3.8 | 4.4 | 3.9 | 4.5 |
| County Antrim . . . | 255 | 246 | 259 | 289 | 3.3 | 3.3 | 3.4 | 3.8 |
| County Armagh . . . | 82 | 74 | 75 | 63 | 2.7 | 2.5 | 2.6 | 2.1 |
| County Down . . . | 168 | 158 | 184 | 175 | 2.8 | 2.7 | 3.0 | 2.9 |
| County Fermanagh . . . | 50 | 48 | 42 | 44 | 4.9 | 5.1 | 4.2 | 4.3 |
| *County Londonderry . . . | 122 | 123 | 107 | 136 | 3.9 | 3.8 | 3.5 | 4.2 |
| County Tyrone . . . | 125 | 108 | 98 | 104 | 3.8 | 3.3 | 3.1 | 3.2 |

*Excluding County Borough

Multiple births Up to and including 1960, the birth of one live and one still-born infant was regarded as a single birth and the birth of two live infants and one still-born infant as a twin birth. Since 1961 still-births have been registered and these are now being taken into account to obtain accurate figures for single and multiple births. Of the 31,765 live births, 31,085 were the product of single, 668 of twin, and 12 of triple pregnancies. Table E2 gives the multiplicity of all births

TABLE E2. *Northern Ireland: Multiple births, 1971.*

| Pregnancy | Product | Con- finements | Live births | Still-births |
|-----------|-------------------------------------|-------------------|-------------|--------------|
| Single | 1 live born | 31,085 | 31,085 | — |
| " | 1 still born | 446 | — | 446 |
| Twin | 2 live born | 329 | 658 | — |
| " | 1 live born, 1 still born | 10 | 10 | 10 |
| " | 2 still born | 3 | — | 6 |
| Triple | 3 live born | 4 | 12 | — |
| " | 2 live born, 1 still born | . | . | . |
| " | 1 live born, 2 still born | . | . | . |
| " | 3 still born | . | — | . |
| | TOTALS | 31,877 | 31,765 | 462 |

STILL-BIRTHS

Number and rate The number of still-births registered in 1971 was 462 giving a rate of 14 per 1,000 births (live and still). The relative numbers and rates for the period 1968-1971 are shown in Table F. Comparative 1971 figures in England and Wales and Scotland were 9,899 and 13 and 1,148 and 13 respectively.

TABLE F. *Northern Ireland: Still-births and rates per 1,000 births (live and still) by area 1968-1971.*

| AREA | Number of still-births | | | | Rate per 1,000 live and still-births | | | |
|--------------------------------------|------------------------|------|------|------|--------------------------------------|------|------|------|
| | 1968 | 1969 | 1970 | 1971 | 1968 | 1969 | 1970 | 1971 |
| Northern Ireland | 541 | 502 | 465 | 462 | 16 | 15 | 14 | 14 |
| All urban areas | 311 | 280 | 267 | 260 | 17 | 15 | 15 | 14 |
| All rural areas | 230 | 222 | 198 | 202 | 14 | 15 | 14 | 14 |
| Belfast County Borough | 160 | 121 | 119 | 109 | 21 | 17 | 17 | 17 |
| Londonderry County Borough | 23 | 16 | 20 | 17 | 15 | 11 | 15 | 13 |
| County Antrim | 107 | 116 | 99 | 98 | 14 | 15 | 13 | 13 |
| County Armagh | 39 | 49 | 36 | 44 | 13 | 16 | 12 | 14 |
| County Down | 106 | 95 | 87 | 86 | 17 | 16 | 14 | 14 |
| County Fermanagh | 12 | 14 | 15 | 16 | 12 | 15 | 15 | 15 |
| *County Londonderry | 41 | 46 | 41 | 46 | 13 | 14 | 13 | 14 |
| County Tyrone | 53 | 45 | 48 | 46 | 16 | 14 | 15 | 14 |

*Excluding County Borough.

Abstract 11 shows the numbers of still-births in administrative areas by sex. The number of still-born children who would have been illegitimate had they been born alive was 35 representing 7.6 per cent. of all still-births. Sixteen of the still-births were the product of multiple confinements further particulars of which will be found in Table E2 above. In 332 cases the births occurred after a period of less than 37 weeks gestation or the weight of the foetus was not more than 5½ lbs. Of the 462 still-births 395 were certified by doctors, 65 by mid-wives and 2 by coroners. Post-mortem examinations were held in 127 cases. Abstract 10 shows still-births by cause, sex and period of gestation. The percentage of still-births which occurred in hospitals in 1971 was 98.5 compared with 98.0 per cent. in 1970.

TABLE F1. Northern Ireland: Still-births in hospitals etc., and parity* of mother 1971.

| Place of confinement | Total still- births | Parity of mother | | | | | | | | | | | |
|--|---------------------------|------------------|----|----|----|----|----|----|----|---|---|----------------|---------------|
| | | 0 | 1 | 2 | 3 | 4 | 5 | 6 | 7 | 8 | 9 | 10 and over | Not stated |
| In hospital . . | 455 | 128 | 70 | 67 | 51 | 28 | 23 | 26 | 11 | 8 | 3 | 5 | 35 |
| In own homes, nursing homes and all other places . . | 7 | 2 | . | 1 | 1 | . | . | 1 | . | . | . | . | 2 |
| TOTAL . . | 462 | 130 | 70 | 68 | 52 | 28 | 23 | 27 | 11 | 8 | 3 | 5 | 37 |

*Parity has been taken to mean the number of children born (live and still) to the mother as the result of previous pregnancies.

Congenital malformations caused 139 still-births (i.e. 30.1 per cent. of the total). This group was also the main cause in 1970 when the corresponding figures were 150 and 32.3 respectively.

TABLE F2. Northern Ireland: Still-births by age and parity* of mother 1971.

| Age of mother | Total still-births | Parity* of mother | | | | | | | | | | | | not stated |
|-------------------------|--------------------|-------------------|----|----|----|----|----|----|----|---|---|-------------|----|------------|
| | | 0 | 1 | 2 | 3 | 4 | 5 | 6 | 7 | 8 | 9 | 10 and over | | |
| ALL AGES . . . | 462 | 130 | 70 | 68 | 52 | 28 | 23 | 27 | 11 | 8 | 3 | 5 | 37 | |
| Age unknown . . . | 2 | . | . | . | . | . | . | . | . | . | . | . | 2 | |
| Under 16 years . . . | . | . | . | . | . | . | . | . | . | . | . | . | . | |
| 16 years— . . . | 3 | . | . | . | . | . | . | . | . | . | . | . | 3 | |
| 17 years— . . . | 7 | 4 | . | . | . | . | . | . | . | . | . | . | 3 | |
| 18 years— . . . | 12 | 7 | 1 | . | . | . | . | . | . | . | . | . | 4 | |
| 19 years— . . . | 11 | 9 | 1 | . | . | . | . | . | . | . | . | . | 1 | |
| 20-24 years . . . | 103 | 50 | 22 | 13 | 3 | 2 | 1 | . | . | . | . | . | 12 | |
| 25-29 " . . . | 127 | 39 | 29 | 22 | 19 | 7 | 3 | 2 | . | . | . | . | 6 | |
| 30-34 " . . . | 97 | 14 | 10 | 21 | 18 | 9 | 8 | 6 | 4 | 2 | . | 1 | 4 | |
| 35-39 " . . . | 61 | 6 | 4 | 8 | 6 | 7 | 9 | 10 | 5 | 3 | 1 | 1 | 1 | |
| 40-44 " . . . | 35 | . | 3 | 3 | 6 | 3 | 2 | 8 | 2 | 3 | 2 | 2 | 1 | |
| 45 years and over . . . | 4 | 1 | . | 1 | . | . | . | 1 | . | . | . | 1 | . | |

*See definition at foot of table F1.

DEATHS

Number and rate The number of deaths recorded during the year 1971 and the death rate per 1,000 of the population were 16,202 and 10.6^(Rev 10.5) respectively. The comparable figures for 1970 were 16,551 and 10.9.

The monthly incidence of deaths was as follows:

| | | | | | | | |
|------------|---------|-------|---------|-----------|---------|----------|---------|
| January | . 1,670 | April | . 1,378 | July | . 1,146 | October | . 1,232 |
| February | . 1,295 | May | . 1,329 | August | . 1,196 | November | 1,360 |
| March | . 1,510 | June | . 1,355 | September | 1,216 | December | 1,515 |
| Qtrs.: 1st | . 4,475 | 2nd | . 4,062 | 3rd | . 3,558 | 4th | . 4,107 |

Of the total deaths 8,593 were of males and 7,609 were of females, the equivalent annual death rates being 11.4 and 9.8 per 1,000 of the male and female estimated populations, respectively. The corresponding rates for 1970 were 11.8 and 10.0.

According to the ages stated to registrars, 824 (5.1 per cent.) of the total deaths were of children under 5 years of age and 11,195 (69.1 per cent.) were of persons aged 65 and upwards. There were 191 deaths of persons (61 males and 130 females) aged 95 and upwards and this number included 3 males and 10 females at 100 years, 2 males and 2 females at 101, 1 female at 102, 1 female at 103, 1 male and 1 female at 104 and 1 female at 106.

Table G gives a partial analysis of deaths by age for each sex and the percentage of the total deaths in each group.

TABLE G. Northern Ireland: Deaths by sex and certain age-groups and as percentage of total deaths, 1971.

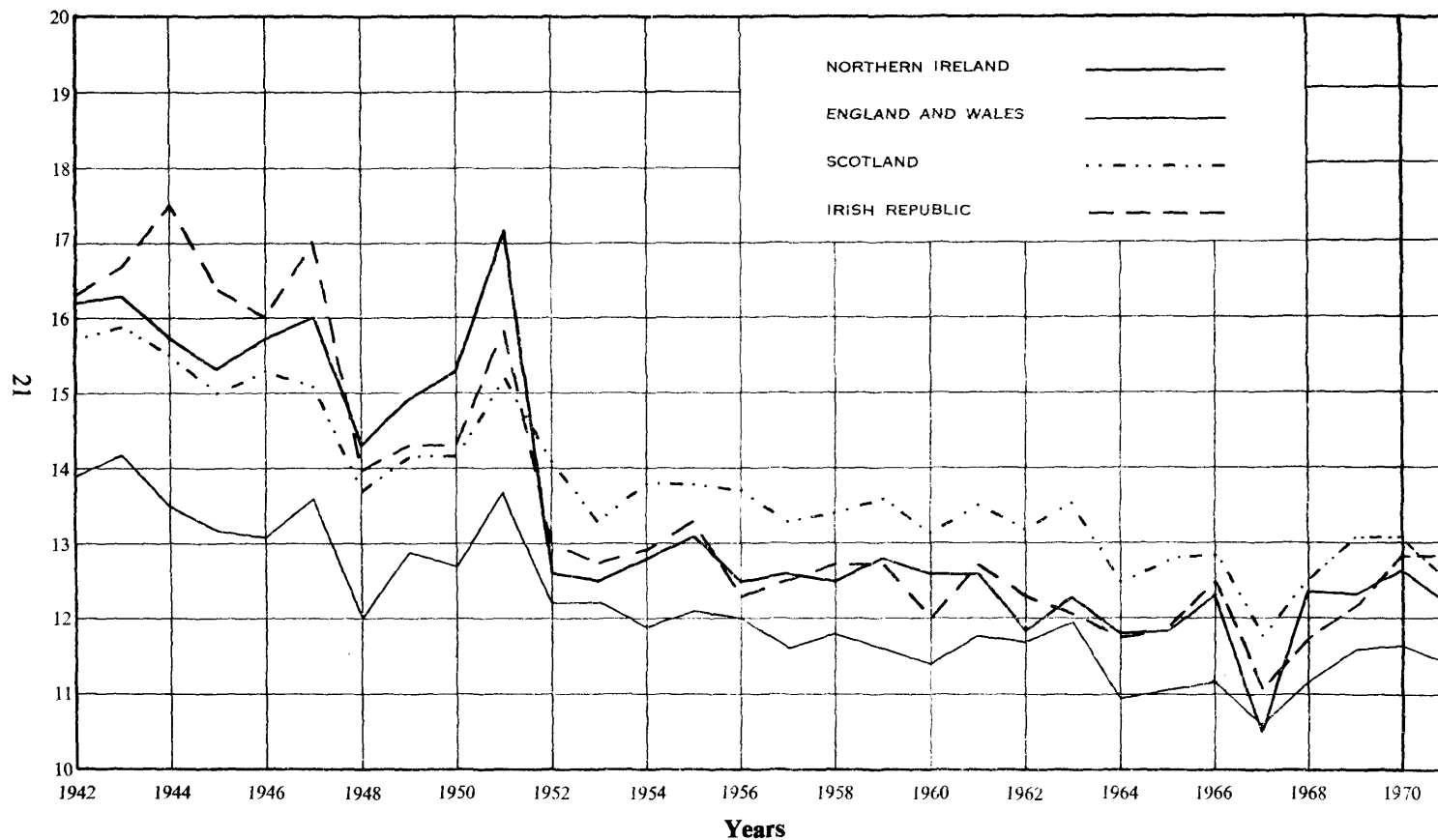
| | | Total | Under 1 year | 1-14 years | 15-44 years | 45-64 years | 65 years and over |
|----------------------------|---|--------|--------------|------------|-------------|-------------|-------------------|
| Number of deaths | P | 16,202 | 722 | 202 | 719 | 3,364 | 11,195 |
| | M | 8,593 | 404 | 125 | 472 | 2,139 | 5,453 |
| | F | 7,609 | 318 | 77 | 247 | 1,225 | 5,742 |
| Percentage of total deaths | P | 100 | 4.5 | 1.2 | 4.4 | 20.8 | 69.1 |
| | M | 100 | 4.7 | 1.5 | 5.5 | 24.9 | 63.4 |
| | F | 100 | 4.2 | 1.0 | 3.2 | 16.1 | 75.5 |

TABLE H. Northern Ireland: Deaths and death rates by area, 1968-1971.

| AREA | Number of deaths | | | | Death rate per 1,000 of population | | | |
|--------------------------|------------------|--------|--------|--------|------------------------------------|------|------|------|
| | 1968 | 1969 | 1970 | 1971 | 1968 | 1969 | 1970 | 1971 |
| Northern Ireland | 15,933 | 16,338 | 16,551 | 16,202 | 10.6 | 10.8 | 10.9 | 10.6 |
| All urban areas | 8,868 | 9,428 | 9,412 | 9,312 | 11.1 | 11.2 | 11.1 | 11.0 |
| All rural areas | 7,065 | 6,910 | 7,139 | 6,890 | 10.1 | 10.3 | 10.6 | 10.0 |
| Belfast City Borough | 4,811 | 4,829 | 4,718 | 4,430 | 12.3 | 12.5 | 12.3 | 12.3 |
| Londonderry City Borough | 543 | 559 | 566 | 526 | 9.9 | 10.2 | 10.1 | 10.1 |
| County Antrim | 2,907 | 3,113 | 3,164 | 3,152 | 8.9 | 9.3 | 9.3 | 8.9 |
| County Armagh | 1,296 | 1,361 | 1,361 | 1,391 | 10.2 | 10.6 | 10.5 | 10.4 |
| County Down | 3,132 | 3,245 | 3,366 | 3,365 | 10.6 | 10.8 | 11.1 | 10.8 |
| County Fermanagh | 644 | 583 | 596 | 610 | 12.9 | 11.7 | 11.9 | 12.2 |
| *County Londonderry | 1,127 | 1,164 | 1,228 | 1,220 | 9.3 | 9.5 | 10.0 | 9.3 |
| County Tyrone | 1,473 | 1,484 | 1,552 | 1,508 | 10.8 | 10.9 | 11.3 | 10.8 |

*Excluding County Borough.

DIAGRAM 3. Death rates (standardised) in Northern Ireland, England and Wales, Scotland and the Irish Republic, 1942-71
Rate per 1,000 population.



Area mortality comparisons Indices of mortality by sex and principal cause on an age-standardised basis are presented with the addition of Standardised Mortality Ratios (S.M.R.) in Abstract 17 of this year's Report. The S.M.R. shows the number of deaths registered in each area as a percentage of those which would have been expected in that area had the age-specific death rates of the total Northern Ireland population operated in the corresponding population age-groups of that area.

Deaths in hospitals The number of deaths occurring in hospitals in each of the years 1962-1971 is shown in Table J. Of the deaths registered in 1971, 57.4 per cent. took place in hospitals (3.4 per cent. in mental hospitals). It will be seen from Table J that the percentage of deaths occurring in hospitals has been increasing steadily through the years, with the exception of the years 1963 and 1966. The proportion of deaths occurring in institutions in 1941 amounted to 28.5 per cent. of the total deaths.

TABLE J. Northern Ireland: Deaths in hospitals, 1962-1971.

| | 1962 | 1963 | 1964 | 1965 | 1966 | 1967 | 1968 | 1969 | 1970 | 1971 |
|---|--------|--------|--------|--------|--------|--------|--------|--------|--------|--------|
| Number of deaths in: | | | | | | | | | | |
| Mental hospitals | 684 | 610 | 442 | 638 | 542 | 515 | 584 | 584 | 591 | 558 |
| Other hospitals | 7,034 | 7,100 | 7,603 | 7,723 | 8,135 | 7,530 | 8,165 | 8,591 | 8,857 | 8,738 |
| Elsewhere | 7,508 | 8,189 | 7,309 | 7,190 | 7,764 | 6,626 | 7,184 | 7,163 | 7,103 | 6,906 |
| Total deaths | 15,226 | 15,899 | 15,354 | 15,551 | 16,441 | 14,671 | 15,933 | 16,338 | 16,551 | 16,202 |
| Percentage of deaths in hospitals | 50.7 | 48.5 | 52.4 | 53.8 | 52.8 | 54.8 | 54.9 | 56.2 | 57.1 | 57.4 |

Cause of death Where more than one cause of death is reported the death is classified to the underlying cause, i.e., the starting point in the sequence of events leading to death. See General Notes on page 8.

Proportion of deaths from principal causes Abstract 15B sets out the causes of death as proportions per 1,000 of the total deaths in certain age-groups by sex. Heart diseases continued to bear by far the greatest proportion of the total deaths; other diseases having a high proportion were cancer, cerebrovascular disease (mainly cerebral thrombosis and cerebral haemorrhage) and respiratory diseases.

At ages under one year congenital malformations, premature birth, and pneumonia were the principal causes of death.

Between the ages of one and ten the highest proportions were caused by accidents, congenital malformations, cancer, Hodgkin's disease and leukaemia and pneumonia.

Between the ages of ten and twenty-four, accidents caused by far the largest proportion of deaths. The proportions from cancer, congenital malformations and Hodgkin's disease and leukaemia were also high.

Between the ages of twenty-five and forty-four the principal causes were cancer, heart diseases, accidents, suicide and cerebrovascular disease.

From age forty-five the pattern was heart diseases followed by cancer, cerebrovascular disease and respiratory diseases.

Table K shows, for each of the principal causes, the numbers of deaths and the death rates for each year since 1968.

Deaths from the principal epidemic diseases A total of 86 deaths (0.06 per 1,000 population) fell within this group. Of these, 51 were caused by influenza, 28 by diarrhoeal diseases of children under 2 years of age, 4 by measles, 2 by dysentery and 1 by whooping cough. No deaths resulted from the other diseases comprising this group, viz., diphtheria, smallpox, typhus, typhoid fever, scarlet fever, paratyphoid fever and acute poliomyelitis.

The number of deaths from the principal epidemic diseases in 1970 was 306 and the relative rate was 0.20. The lower incidence of deaths from influenza in 1971 accounted mainly for the decrease in deaths in this group.

TABLE K. *Northern Ireland: Causes of death and death rates per 100,000 of estimated population, 1968-1971*

| Abbreviated List Nos. | CAUSES OF DEATH | Number of deaths | | | | Rate per 100,000 population | | | |
|-----------------------|---|------------------|--------|--------|--------|-----------------------------|--------|--------|--------|
| | | 1968 | 1969 | 1970 | 1971 | 1968 | 1969 | 1970 | 1971 |
| B1 | Cholera | . | . | . | . | . | . | . | . |
| B2 | Typhoid fever | 2 | 1 | 2 | 2 | 0.1 | 0.1 | 0.1 | 0.1 |
| B3 | Bacillary dysentery and amoebiasis | 35 | 64 | 46 | 34 | 2.3 | 4.2 | 3.0 | 2.2 |
| B4 | Enteritis and other diarrhoeal diseases | 44 | 51 | 44 | 26 | 2.9 | 3.4 | 2.9 | 1.6 |
| B5 | Tuberculosis of respiratory system | 14 | 20 | 21 | 17 | 0.9 | 1.3 | 1.4 | 1.1 |
| B6 | Other tuberculosis, including late effects | . | . | . | . | . | . | . | . |
| B7 | Plague | . | . | . | . | . | . | . | . |
| B8 | Diphtheria | 4 | 4 | . | 1 | 0.3 | 0.3 | . | 0.1 |
| B9 | Whooping cough | . | . | . | . | . | . | . | . |
| B10 | Streptococcal sore throat and scarlet fever | 6 | 3 | 4 | 10 | 0.4 | 0.2 | 0.3 | 0.6 |
| B11 | Meningococcal infection | 2 | . | . | . | 0.1 | . | . | . |
| B12 | Acute poliomyelitis | . | . | . | . | . | . | . | . |
| B13 | Smallpox | 3 | 4 | 1 | 4 | 0.2 | 0.3 | 0.1 | 0.3 |
| B14 | Measles | . | . | . | . | . | . | . | . |
| B15 | Typhus and other rickettsioses | . | . | . | . | . | . | . | . |
| B16 | Malaria | 9 | 6 | 4 | 7 | 0.6 | 0.4 | 0.3 | 0.5 |
| B17 | Syphilis and its sequelae | 52 | 46 | 40 | 50 | 3.5 | 3.0 | 2.6 | 3.2 |
| B18 | All other infective and parasitic diseases | . | . | . | . | . | . | . | . |
| B19 | Malignant neoplasms, including neoplasms of lymphatic and haematopoietic tissue | 2,672 | 2,694 | 2,696 | 2,758 | 177.9 | 178.1 | 176.9 | 179.8 |
| | (a) Cancer† | 93 | 123 | 113 | 104 | 6.2 | 8.1 | 7.4 | 6.8 |
| | (b) Hodgkin's disease and leukaemia | . | . | . | . | . | . | . | . |
| B20 | Benign neoplasms and neoplasms of unspecified nature | 28 | 36 | 32 | 41 | 1.9 | 2.4 | 2.1 | 2.7 |
| B21 | Diabetes mellitus | 132 | 164 | 156 | 144 | 8.8 | 10.8 | 10.2 | 9.4 |
| B22 | Avitaminoses and other nutritional deficiency | 10 | 7 | 6 | 3 | 0.7 | 0.5 | 0.4 | 0.2 |
| B23 | Anaemias | 59 | 63 | 55 | 50 | 3.9 | 4.2 | 3.6 | 3.2 |
| B24 | Meningitis | 17 | 13 | 18 | 15 | 1.1 | 0.9 | 1.2 | 1.0 |
| B25 | Active rheumatic fever | . | 2 | . | 2 | . | 0.1 | . | . |
| B26 | Chronic rheumatic heart disease | 216 | 250 | 214 | 214 | 14.4 | 16.5 | 14.0 | 14.0 |
| B27 | Hypertensive disease | 300 | 303 | 232 | 209 | 20.0 | 20.0 | 15.2 | 13.6 |
| B28 | Ischaemic heart disease | 4,229 | 4,420 | 4,498 | 4,507 | 281.6 | 292.2 | 295.1 | 293.8 |
| B29 | Other forms of heart disease | 1,077 | 1,057 | 930 | 930 | 71.7 | 69.9 | 61.0 | 60.6 |
| B30 | Cerebrovascular disease | 2,324 | 2,327 | 2,450 | 2,493 | 154.7 | 153.9 | 160.8 | 162.5 |
| B31 | Influenza | 77 | 89 | 262 | 51 | 5.1 | 5.9 | 17.2 | 3.3 |
| B32 | Pneumonia | 687 | 711 | 794 | 860 | 45.7 | 47.0 | 52.1 | 56.1 |
| B33 | Bronchitis, emphysema and asthma | 849 | 938 | 952 | 759 | 56.5 | 62.0 | 62.5 | 49.5 |
| B34 | Peptic ulcer | 112 | 100 | 112 | 101 | 7.5 | 6.6 | 7.3 | 6.6 |
| B35 | Appendicitis | 10 | 8 | 8 | 10 | 0.7 | 0.5 | 0.5 | 0.6 |
| B36 | Intestinal obstruction and hernia | 55 | 51 | 62 | 57 | 3.7 | 3.4 | 4.1 | 3.7 |
| B37 | Cirrhosis of liver | 33 | 56 | 39 | 47 | 2.2 | 3.7 | 2.6 | 3.1 |
| B38 | Nephritis and nephrosis | 69 | 49 | 83 | 64 | 4.6 | 3.2 | 5.4 | 4.2 |
| B39 | Hyperplasia of prostate | 44 | 56 | 49 | 47 | 2.9 | 3.7 | 3.2 | 3.1 |
| B40 | Abortion | 2 | . | . | 1 | 0.1 | 0.1 | . | 0.1 |
| B41 | Other complications of pregnancy, child-birth and puerperium | 7 | 4 | . | 5 | 0.5 | 0.3 | . | 0.3 |
| B42 | Congenital anomalies | 252 | 246 | 236 | 237 | 16.8 | 16.3 | 15.5 | 15.4 |
| B43 | Birth injury, difficult labour and other anoxic and hypoxic conditions | 177 | 165 | 158 | 155 | 11.8 | 10.9 | 10.4 | 10.1 |
| B44 | Other causes of perinatal mortality | 174 | 176 | 185 | 165 | 11.6 | 11.6 | 12.1 | 10.8 |
| B45 | Symptoms and ill-defined conditions | 58 | 50 | 49 | 37 | 3.9 | 3.3 | 3.2 | 2.4 |
| B46 | All other diseases | 1,360 | 1,333 | 1,304 | 1,248 | 90.5 | 88.1 | 85.6 | 81.4 |
| BE47 | Motor vehicle accidents | 219 | 234 | 269 | 289 | 14.6 | 15.5 | 17.7 | 18.8 |
| BE48 | All other accidents | 301 | 292 | 330 | 322 | 20.0 | 19.3 | 21.7 | 21.0 |
| BE49 | Suicide and self-inflicted injuries | 99 | 92 | 60 | 53 | 6.6 | 6.1 | 3.9 | 3.5 |
| BE50 | All other external causes | 20 | 29 | 37 | 75 | 1.3 | 1.9 | 2.4 | 4.9 |
| | ALL CAUSES | 15,933 | 16,338 | 16,551 | 16,202 | 1060.8 | 1080.2 | 1086.0 | 1056.2 |

† See definition on page 8.

The notifications of certain infectious diseases for each administrative area in Northern Ireland for the year 1971 are shown in Abstract 31, and the diseases named are those laid down by regulations (issued by the Ministry of Health and Social Services) as compulsorily notifiable throughout Northern Ireland.

Influenza There were 51 deaths from influenza in 1971 as against a total of 262 in 1970. The relative rates per 1,000 of the population were 0.03 (1971) and 0.07 (1970).

Tuberculosis Deaths from this cause numbered 43 compared with 65 in 1970. The rate of 0.03 per 1,000 population is 0.01 lower than that for 1970. Further details of comparable figures over the past years may be seen at a glance in Tables L and L1.

The tuberculosis death rates (provisional) for England and Wales, Scotland and the Irish Republic in 1971 were 0.03, 0.04 and 0.06 respectively.

TABLE L. Northern Ireland: Deaths and death rates from tuberculosis (all forms), 1926, 1937, 1951 and 1961-1971.

| YEAR | MALES | | FEMALES | | TOTAL | |
|------|------------------|---|------------------|---|------------------|--|
| | Number of deaths | Rate per 1,000 of the estimated male population | Number of deaths | Rate per 1,000 of the estimated female population | Number of deaths | Rate per 1,000 of the estimated population |
| 1926 | 849 | 1.40 | 992 | 1.53 | 1,841 | 1.47 |
| 1937 | 627 | 1.00 | 624 | 0.95 | 1,251 | 0.98 |
| 1951 | 342 | 0.51 | 275 | 0.39 | 617 | 0.45 |
| 1961 | 75 | 0.11 | 30 | 0.04 | 105 | 0.07 |
| 1962 | 73 | 0.10 | 29 | 0.04 | 102 | 0.07 |
| 1963 | 81 | 0.11 | 33 | 0.04 | 114 | 0.08 |
| 1964 | 58 | 0.08 | 25 | 0.03 | 83 | 0.06 |
| 1965 | 45 | 0.06 | 29 | 0.04 | 74 | 0.05 |
| 1966 | 39 | 0.05 | 18 | 0.02 | 57 | 0.04 |
| 1967 | 41 | 0.06 | 21 | 0.03 | 62 | 0.04 |
| 1968 | 30 | 0.04 | 28 | 0.04 | 58 | 0.04 |
| 1969 | 51 | 0.07 | 20 | 0.03 | 71 | 0.05 |
| 1970 | 39 | 0.05 | 26 | 0.03 | 65 | 0.04 |
| 1971 | 30 | 0.04 | 13 | 0.02 | 43 | 0.03 |

TABLE L1. *Northern Ireland: Death rates per 1,000 of the population from tuberculosis (all forms) by counties and county boroughs, 1926, 1937, 1951 and 1961-1971.*

| YEAR | Antrim | Armagh | Belfast County Borough | Down | Fermanagh | Londonderry (excluding County Borough) | London- derry County Borough | Tyrone |
|------|--------|--------|------------------------------|------|-----------|---|---------------------------------------|--------|
| 1926 | 1.29 | 1.38 | 1.74 | 1.43 | 0.98 | 1.25 | 1.37 | 1.38 |
| 1937 | 0.81 | 1.14 | 1.16 | 0.85 | 1.03 | 0.56 | 1.11 | 0.92 |
| 1951 | 0.31 | 0.34 | 0.59 | 0.44 | 0.41 | 0.25 | 0.56 | 0.46 |
| 1961 | 0.05 | 0.08 | 0.10 | 0.09 | 0.02 | 0.04 | 0.09 | 0.04 |
| 1962 | 0.07 | 0.06 | 0.10 | 0.06 | 0.04 | 0.04 | 0.06 | 0.07 |
| 1963 | 0.06 | 0.05 | 0.13 | 0.05 | 0.12 | 0.03 | 0.05 | 0.07 |
| 1964 | 0.05 | 0.05 | 0.10 | 0.03 | 0.02 | 0.03 | 0.09 | 0.04 |
| 1965 | 0.04 | 0.05 | 0.07 | 0.06 | 0.02 | 0.03 | 0.04 | 0.02 |
| 1966 | 0.04 | 0.01 | 0.06 | 0.04 | 0.02 | 0.04 | . | 0.03 |
| 1967 | 0.03 | 0.02 | 0.07 | 0.03 | 0.06 | 0.03 | 0.11 | 0.02 |
| 1968 | 0.02 | 0.02 | 0.07 | 0.04 | 0.06 | 0.02 | 0.02 | 0.01 |
| 1969 | 0.03 | 0.04 | 0.09 | 0.03 | 0.04 | 0.02 | . | 0.06 |
| 1970 | 0.02 | 0.04 | 0.06 | 0.04 | 0.02 | 0.03 | 0.05 | 0.05 |
| 1971 | 0.03 | 0.01 | 0.06 | 0.02 | . | 0.01 | 0.04 | 0.02 |

More detailed information about deaths from tuberculosis is given in Abstracts 12 and 17.

Cancer* The number of deaths from cancer in Northern Ireland during 1971 was 2,758 giving a death rate of 1.80 per 1,000 of the population which is 0.03 above the rate for 1970.

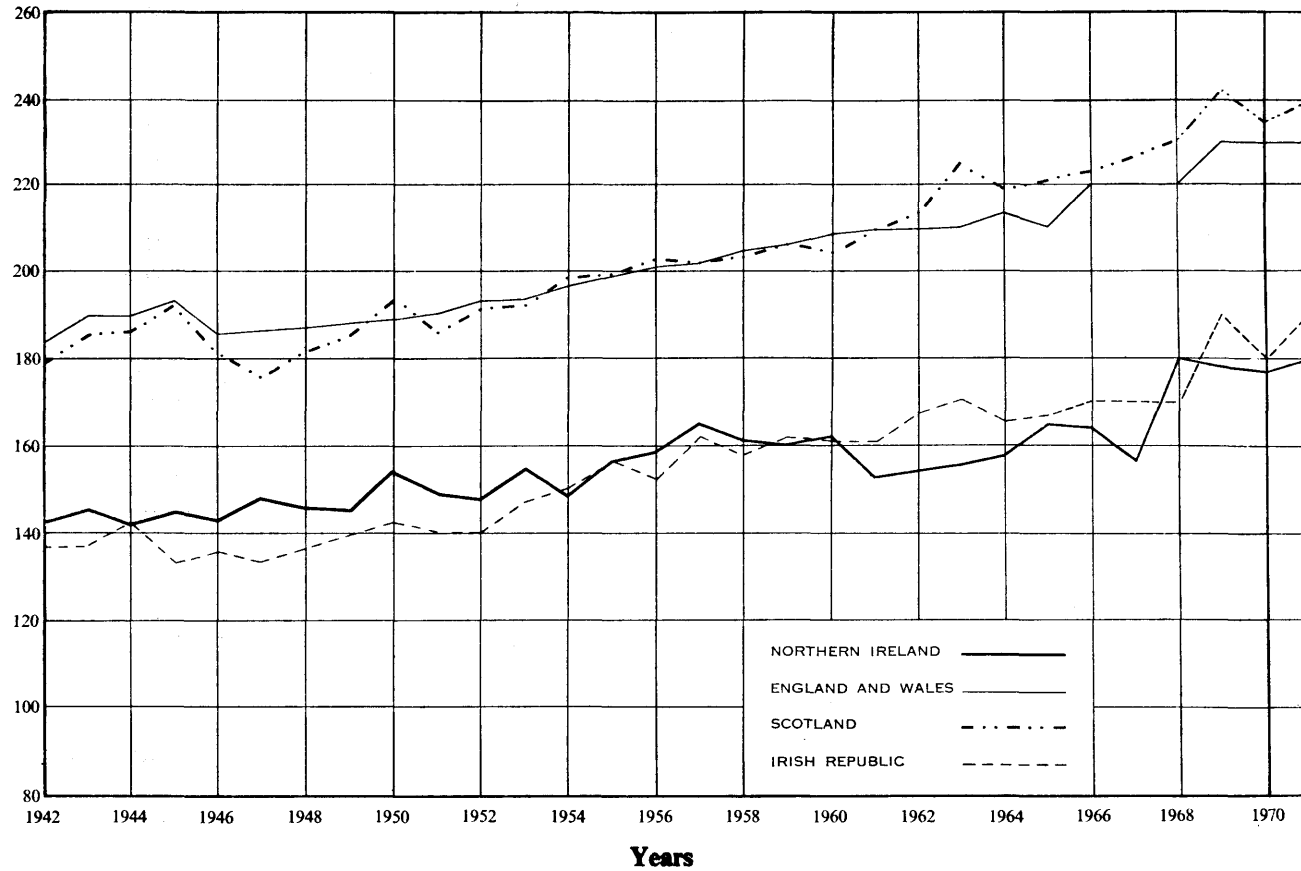
The death rates from cancer and tuberculosis were roughly the same in 1931 (i.e. 1.26 for cancer and 1.23 for tuberculosis). Since then the cancer rate has increased by 42.9 per cent. and the tuberculosis rate has decreased by 97.6 per cent.

TABLE M. *Northern Ireland: Deaths and death rates from cancer, 1926, 1937, 1951 and 1959-1971.*

| YEAR | MALES | | FEMALES | | TOTAL | |
|------|------------------|---|------------------|---|------------------|--|
| | Number of deaths | Rate per 1,000 of the estimated male population | Number of deaths | Rate per 1,000 of the estimated female population | Number of deaths | Rate per 1,000 of the estimated population |
| 1926 | 619 | 1.02 | 791 | 1.22 | 1,410 | 1.12 |
| 1937 | 777 | 1.25 | 891 | 1.36 | 1,668 | 1.30 |
| 1951 | 1,041 | 1.56 | 993 | 1.41 | 2,034 | 1.48 |
| 1959 | 1,185 | 1.73 | 1,073 | 1.49 | 2,258 | 1.60 |
| 1960 | 1,205 | 1.74 | 1,096 | 1.51 | 2,301 | 1.62 |
| 1961 | 1,138 | 1.64 | 1,048 | 1.43 | 2,186 | 1.53 |
| 1962 | 1,177 | 1.68 | 1,039 | 1.41 | 2,216 | 1.54 |
| 1963 | 1,180 | 1.67 | 1,072 | 1.45 | 2,252 | 1.56 |
| 1964 | 1,196 | 1.68 | 1,096 | 1.47 | 2,292 | 1.57 |
| 1965 | 1,249 | 1.74 | 1,168 | 1.55 | 2,417 | 1.65 |
| 1966 | 1,284 | 1.78 | 1,138 | 1.50 | 2,422 | 1.64 |
| 1967 | 1,249 | 1.72 | 1,097 | 1.44 | 2,346 | 1.57 |
| 1968 | 1,389 | 1.90 | 1,283 | 1.67 | 2,672 | 1.78 |
| 1969 | 1,416 | 1.92 | 1,278 | 1.65 | 2,694 | 1.78 |
| 1970 | 1,411 | 1.89 | 1,285 | 1.65 | 2,696 | 1.77 |
| 1971 | 1,463 | 1.94 | 1,295 | 1.66 | 2,758 | 1.80 |

* See definition on page 8

DIAGRAM 4. Death rates (crude) from cancer in Northern Ireland, England and Wales, Scotland and the Irish Republic, 1942-71. Rate per 100,000 population.



As will be seen from Abstract 12 the most frequent sites of fatal cancer among males during the year were bronchus and lungs, 479; stomach, 193; intestines, 137; prostate, 121; pancreas, 74 and rectum, 61. Among females the most frequent sites were breast, 253; intestines, 183; stomach, 154; bronchus and lungs, 101; pancreas 83; rectum 67 and ovary, fallopian tube and broad ligament 64.

For many years cancer of the stomach proved to be the most frequent site of fatal cancer for both sexes and it remained so among females up to 1961 when it took second place to cancer of the breast. Since 1954 however, cancer of the lung has been more prevalent among males. The number of male deaths from this cause increased each year since 1945, with the exception of 1958, 1960, 1962, 1964 and 1970 in each of which years there was a slight decrease compared with the year immediately preceding.

Table M1 shows the numbers and rates of lung cancer deaths by sex for the past ten years. Abstract 12 gives particulars regarding the cancer sites by sex and age-groups and Abstracts 11, 17 and 21 give details of cancer incidence in administrative areas.

TABLE M1. *Northern Ireland: Deaths and death rates from lung cancer, 1961-1971.*

| YEAR | Number | | | Rate per 100,000 population | | |
|------|--------|---------|---------|-----------------------------|---------|---------|
| | Males | Females | Persons | Males | Females | Persons |
| 1961 | 317 | 48 | 365 | 46 | 7 | 26 |
| 1962 | 296 | 64 | 360 | 42 | 9 | 25 |
| 1963 | 354 | 60 | 414 | 50 | 8 | 29 |
| 1964 | 330 | 66 | 396 | 46 | 9 | 27 |
| 1965 | 352 | 62 | 414 | 49 | 8 | 28 |
| 1966 | 374 | 73 | 447 | 52 | 10 | 30 |
| 1967 | 393 | 81 | 474 | 54 | 11 | 32 |
| 1968 | 434 | 91 | 525 | 59 | 12 | 35 |
| 1969 | 442 | 102 | 544 | 60 | 13 | 36 |
| 1970 | 435 | 87 | 522 | 58 | 11 | 34 |
| 1971 | 479 | 101 | 580 | 63 | 13 | 38 |

Cerebral haemorrhage, apoplexy, etc. The deaths assigned to this group (described as "cerebrovascular disease") numbered 2,493 giving a rate of 1.63 per 1,000 of the population. This rate is 0.02 higher than that for 1970, and is 0.12 above the average rate for the period 1966-1970. The rate per 1,000 of the male population was 1.38 whilst the female rate was 1.87. Details of deaths in this group by ages are shown in Abstract 12.

Heart diseases The deaths from the various forms of heart disease during the year numbered 5,783, the rate per 1,000 of the population being 3.77 which is 0.03 below that for the previous year and is 0.05 below the average for the five years 1966-1970.

TABLE N. *Northern Ireland: Deaths and death rates from heart disease (all forms) 1926, 1937, 1951, and 1963-1971.*

| YEAR | MALES | | FEMALES | | PERSONS | |
|------|------------------|---|------------------|---|------------------|--|
| | Number of deaths | Rate per 1,000 of the estimated male population | Number of deaths | Rate per 1,000 of the estimated female population | Number of deaths | Rate per 1,000 of the estimated population |
| 1926 | 1,241 | 2.04 | 1,437 | 2.22 | 2,678 | 2.14 |
| 1937 | 1,885 | 3.02 | 1,815 | 2.76 | 3,700 | 2.89 |
| 1951 | 2,785 | 4.16 | 2,722 | 3.87 | 5,507 | 4.01 |
| 1963 | 3,303 | 4.69 | 2,776 | 3.75 | 6,079 | 4.20 |
| 1964 | 3,034 | 4.27 | 2,526 | 3.38 | 5,560 | 3.81 |
| 1965 | 3,120 | 4.36 | 2,580 | 3.43 | 5,700 | 3.88 |
| 1966 | 3,178 | 4.41 | 2,611 | 3.45 | 5,789 | 3.92 |
| 1967 | 2,971 | 4.09 | 2,488 | 3.26 | 5,459 | 3.66 |
| 1968 | 3,128 | 4.27 | 2,579 | 3.35 | 5,707 | 3.80 |
| 1969 | 3,228 | 4.38 | 2,691 | 3.47 | 5,919 | 3.91 |
| 1970 | 3,240 | 4.35 | 2,551 | 3.27 | 5,791 | 3.80 |
| 1971 | 3,232 | 4.28 | 2,551 | 3.27 | 5,783 | 3.77 |

Of the total number of deaths from heart diseases, 4,507 (77.9 per cent.) were in the group known as ischaemic heart disease which includes coronary disease. Chronic rheumatic heart disease accounted for 214 (3.7 per cent.), hypertensive heart disease for 132 (2.3 per cent.) and other forms of heart disease for 930 (16.1 per cent.) of all deaths from heart diseases.

International detailed list numbers 393-398, 402, 404, 410-414 and 420-429 as shown in Abstract 12 give the age and sex breakdown of all deaths from heart diseases.

Bronchitis The deaths from bronchitis during the year numbered 711, giving a rate of 0.46 per 1,000 of the population, which is 0.13 below the rate for 1970. Bronchitis was also an important contributory factor in 456 deaths though not related to the condition taken to have initiated the sequence of events leading to death.

Pneumonia Deaths from pneumonia numbered 860 during the year 1971, the rate of 0.56 per 1,000 of the population being 0.04 higher than the rate for 1970. The average rate for the five years 1966-1970 was 0.49.

Pregnancy and childbirth The mortality of women during pregnancy and childbirth is classified under two headings, namely—(1) deliveries and complications of pregnancy, childbirth and the puerperium and (2) deaths with mention of pregnancy, childbirth and the puerperium but not classified as maternal. The causes of death shown in detailed list numbers 630-678 of Abstract 12 are those to which the former group were assigned, and Table O below gives details of the latter group.

There were 6 deaths from diseases of pregnancy, childbirth and the puerperal state in 1971 giving a rate of 0.19 per 1,000 births (live and still). There were no such deaths in 1970.

The 6 deaths shown in Table O gave a rate of 0.19 per 1,000 births (live and still) compared with 0.18 in the previous year. It should be noted that there is no connection in these cases between the underlying causes shown and the maternal condition coincidentally present.

TABLE O. *Northern Ireland: Deaths in which maternal conditions were coincidentally present, 1971.*

| Detailed List Numbers | CAUSES OF DEATH | All Ages | Ages | | | | | | |
|-----------------------|--|----------|------|-----|-----|-----|-----|-----|----------------|
| | | | 15- | 20- | 25- | 30- | 35- | 40- | 45 and upwards |
| 227 | Haemangioma and lymphangioma . | 1 | . | . | 1 | . | . | . | . |
| 398 | Other heart disease specified as rheumatic | 1 | . | . | 1 | . | . | . | . |
| 400.2 | Malignant hypertension | 1 | . | . | . | . | 1 | . | . |
| 441.0 | Dissecting aneurysm | 1 | . | 1 | . | . | . | . | . |
| 450 | Pulmonary embolism and infarction | 1 | . | . | . | . | 1 | . | . |
| 720.0 | Osteomyelitis (unspecified) | 1 | . | . | . | 1 | . | . | . |
| | TOTAL | 6 | . | 1 | 2 | 1 | 2 | . | . |

TABLE O1. *Northern Ireland: Deaths of women in pregnancy, childbirth and the puerperium, 1926, 1937, 1951, and 1963-1971.*

| Year | Maternal deaths | | Not classed as maternal | |
|------|-----------------|------------------------|-------------------------|------------------------|
| | No. | Rate† per 1,000 births | No. | Rate† per 1,000 births |
| 1926 | 158 | 5.61 | 17 | 0.60 |
| 1937 | 127 | 5.00 | 37 | 1.46 |
| 1951 | 31 | 1.09 | 8 | 0.28 |
| 1963 | 14 | 0.41 | 6 | 0.18 |
| 1964 | 6 | 0.17 | 5 | 0.14 |
| 1965 | 11 | 0.32 | 12 | 0.35 |
| 1966 | 6 | 0.18 | 8 | 0.24 |
| 1967 | 8 | 0.24 | 13 | 0.38 |
| 1968 | 9 | 0.27 | 7 | 0.21 |
| 1969 | 5 | 0.15 | 4 | 0.12 |
| 1970 | . | . | 6 | 0.18 |
| 1971 | 6 | 0.19 | 6 | 0.19 |

† Rate per 1,000 live births for years 1926-60. The rates from 1961 are per 1,000 total births (live and still).

DIAGRAM 5. Maternal mortality rates (crude) in Northern Ireland, England and Wales, Scotland and the Irish Republic, 1942-71. Rate per 1,000 live births.

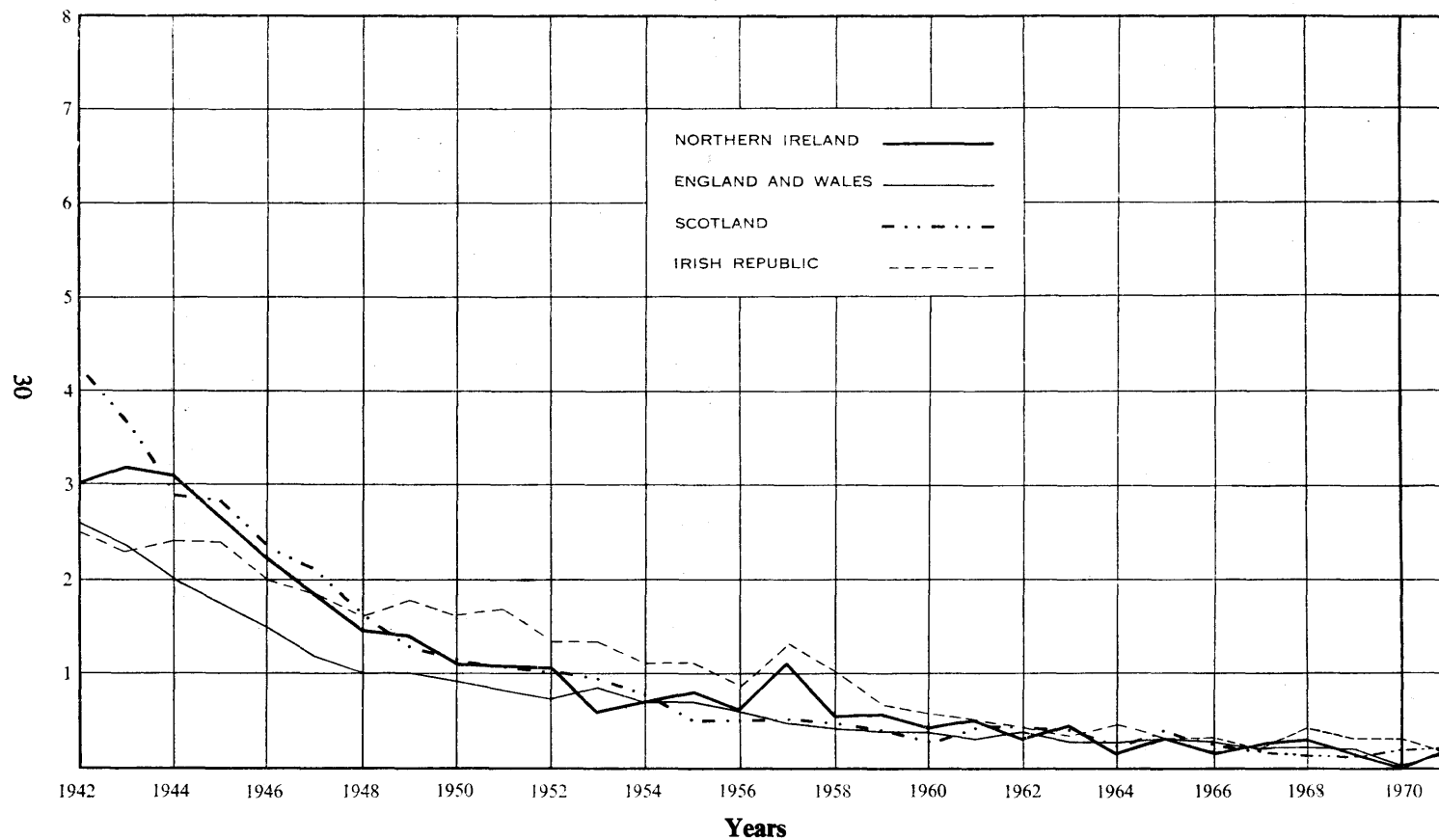


TABLE O2. *Northern Ireland: Maternal deaths in urban and rural areas, and in each county and county borough 1968-1971.*

| AREA | Number of deaths | | | | Maternal mortality rate per 1,000 births (live and still) | | | |
|----------------------------------|------------------|------|------|------|---|------|------|------|
| | 1968 | 1969 | 1970 | 1971 | 1968 | 1969 | 1970 | 1971 |
| Northern Ireland . . . | 9 | 5 | . | 6 | 0.27 | 0.15 | . | 0.19 |
| All urban areas . . . | 4 | 2 | . | 6 | 0.22 | 0.11 | . | 0.33 |
| All rural areas . . . | 5 | 3 | . | . | 0.31 | 0.20 | . | . |
| Belfast County Borough | 1 | 1 | . | 2 | 0.12 | 0.14 | . | 0.32 |
| Londonderry County Borough . . . | 1 | . | . | . | 0.66 | . | . | . |
| County Antrim . . . | 1 | 1 | . | . | 0.13 | 0.13 | . | . |
| County Armagh . . . | . | . | . | 1 | . | . | . | 0.33 |
| County Down . . . | 4 | 1 | . | 1 | 0.66 | 0.17 | . | 0.17 |
| County Fermanagh . . . | 1 | . | . | . | 0.98 | . | . | . |
| *County Londonderry . . . | 1 | 2 | . | 1 | 0.32 | 0.62 | . | 0.30 |
| County Tyrone . . . | . | . | . | 1 | . | . | . | 0.30 |

* Excluding County Borough.

Infant mortality Deaths of infants under 1 year of age numbered 722, or 23 per 1,000 live births registered. This rate is the same as that for the previous year. Of these deaths, 404 were of males and 318 of females, the former number being equivalent to 24 per 1,000 live births of males and the latter to 21 per 1,000 live births of females. The corresponding rates for 1970 were 26 and 19 respectively. In 1971 the provisional infant mortality rate in England and Wales was 18, in Scotland 20 and in the Irish Republic 18. Comparative figures for previous years are shown in Table B on page 11.

Neonatal mortality Deaths of infants aged under four weeks numbered 505, representing a rate of 16 per 1,000 live births. This is equivalent to 69.9 per cent. of all deaths of children under 1 year of age. The corresponding figures for 1970 were 507, 16 and 69.1 per cent. respectively. The 1971 rates for England and Wales, Scotland and the Irish Republic were (provisionally) 12, 14 and 12 respectively.

DIAGRAM 6. Infant mortality rates (crude) in Northern Ireland, England and Wales, Scotland and the Irish Republic, 1942-71. Rate per 1,000 live births.

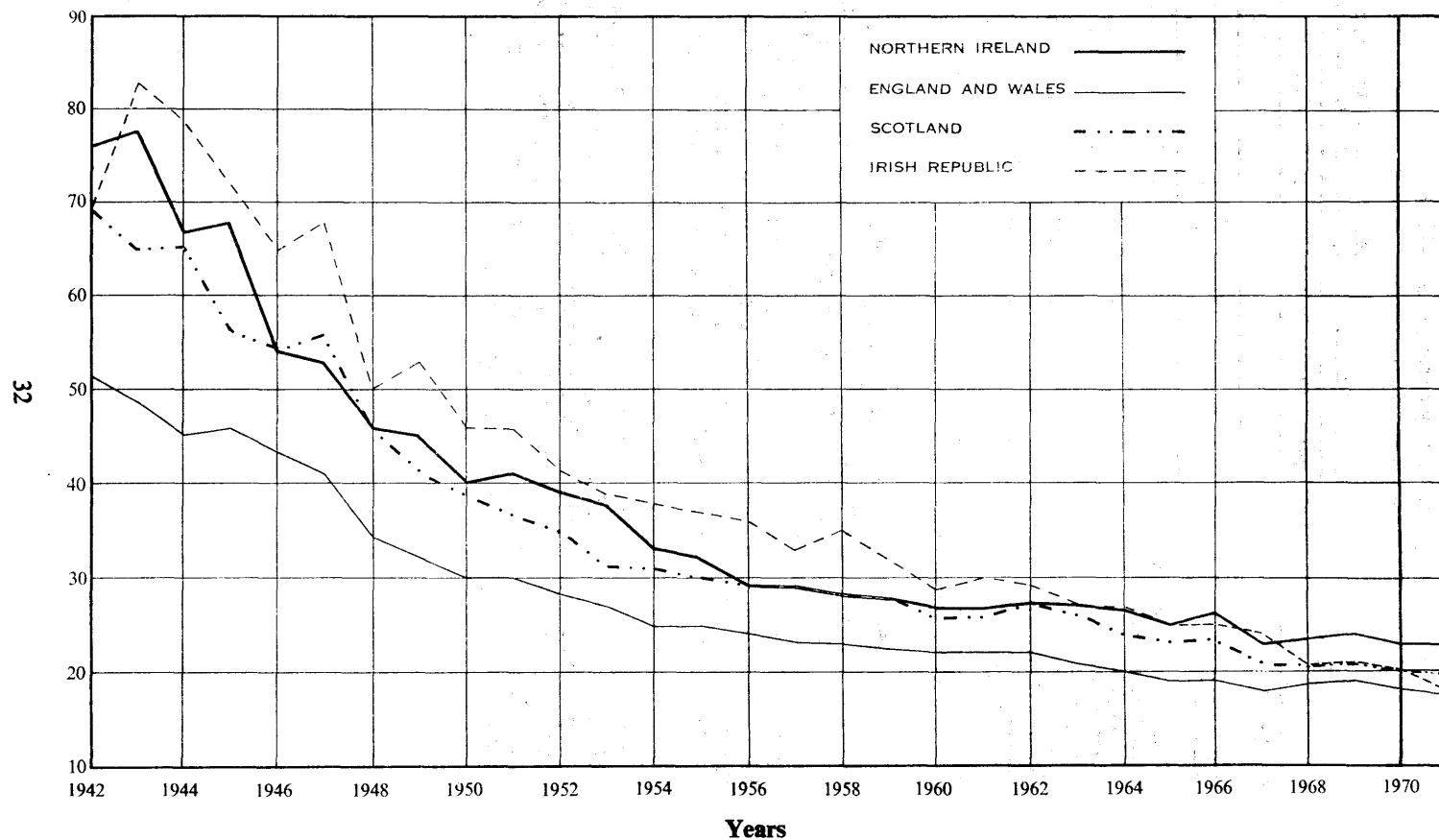


TABLE P. *Northern Ireland: Neonatal and infant mortality rates per 1,000 live births by area, 1968-1971.*

| AREA | Neonatal mortality rate per 1,000 live births | | | | Infant mortality rate per 1,000 live births | | | |
|------------------------|--|------|------|------|--|------|------|------|
| | 1968 | 1969 | 1970 | 1971 | 1968 | 1969 | 1970 | 1971 |
| Northern Ireland | 16 | 16 | 16 | 16 | 24 | 24 | 23 | 23 |
| All urban areas | 17 | 17 | 16 | 16 | 27 | 27 | 24 | 24 |
| All rural areas | 14 | 14 | 14 | 15 | 21 | 21 | 21 | 21 |
| Belfast County Borough | 18 | 16 | 19 | 15 | 31 | 30 | 28 | 26 |
| Londonderry County | | | | | | | | |
| Borough | 21 | 16 | 16 | 25 | 30 | 28 | 26 | 29 |
| County Antrim | 13 | 16 | 16 | 14 | 21 | 22 | 23 | 19 |
| County Armagh | 12 | 15 | 9 | 17 | 18 | 25 | 18 | 25 |
| County Down | 15 | 16 | 14 | 17 | 22 | 23 | 19 | 24 |
| County Fermanagh | 17 | 11 | 15 | 14 | 25 | 15 | 21 | 19 |
| *County Londonderry | 16 | 14 | 15 | 12 | 22 | 20 | 22 | 16 |
| County Tyrone | 19 | 19 | 17 | 18 | 25 | 25 | 23 | 25 |

* Excluding County Borough.

Perinatal deaths (i.e. deaths of children within the first week of life together with all still-births) numbered 877 giving a rate of 27 per 1,000 live and still-births. Comparative rates in England and Wales and Scotland were (provisionally) 22 and 24 respectively.

TABLE Q. *Perinatal deaths and rates per 1,000 births (live and still) by area, 1968-1971.*

| AREA | 1968 | | 1969 | | 1970 | | 1971 | |
|------------------------|------|------|------|------|------|------|------|------|
| | No. | Rate | No. | Rate | No. | Rate | No. | Rate |
| Northern Ireland | 992 | 29 | 947 | 29 | 900 | 28 | 877 | 27 |
| All urban areas | 554 | 31 | 538 | 29 | 515 | 28 | 502 | 27 |
| All rural areas | 438 | 28 | 409 | 28 | 385 | 27 | 375 | 27 |
| Belfast County Borough | 278 | 36 | 217 | 30 | 229 | 33 | 188 | 30 |
| Londonderry County | | | | | | | | |
| Borough | 47 | 31 | 32 | 23 | 40 | 30 | 43 | 32 |
| County Antrim | 188 | 24 | 215 | 28 | 206 | 27 | 192 | 25 |
| County Armagh | 67 | 22 | 92 | 31 | 57 | 20 | 81 | 27 |
| County Down | 185 | 30 | 182 | 30 | 161 | 26 | 171 | 28 |
| County Fermanagh | 28 | 27 | 23 | 24 | 28 | 27 | 27 | 26 |
| *County Londonderry | 88 | 28 | 83 | 26 | 82 | 26 | 75 | 23 |
| County Tyrone | 111 | 33 | 103 | 31 | 97 | 30 | 100 | 30 |

* Excluding County Borough.

Abstract 22 gives the number of deaths of children under 1 year of age for Northern Ireland by counties and county boroughs (also for the aggregates of the urban and rural areas) for the years 1968–1971. For the last of these years the numbers are given by sex and age-groups.

Abstract 11 gives the number of infant deaths, together with the number of births, for each administrative area in Northern Ireland.

The numbers of infant deaths for 1971 by age and cause of death are given in Abstract 24, together with the infant mortality rates by causes.

Mortality among illegitimate children Deaths of illegitimate children under 1 year of age numbered 36 in 1971, which is equivalent to a rate of 30 per 1,000 of the illegitimate live births registered and is 3 below the rate for the previous year. The corresponding rate for legitimate children was 22 per 1,000 legitimate live births for both 1970 and 1971.

TABLE R. *Northern Ireland: Illegitimate neonatal and infant mortality rates per 1,000 illegitimate live births by area, 1968-1971.*

| AREA | Illegitimate neonatal mortality rate per 1,000 illegitimate live births | | | | Illegitimate infant mortality rate per 1,000 illegitimate live births | | | |
|----------------------------------|---|-------|------|-------|---|------|------|-------|
| | 1968 | 1969 | 1970 | 1971 | 1968 | 1969 | 1970 | 1971 |
| Northern Ireland | 27 | 27 | 27 | 22 | 34 | 40 | 33 | 30 |
| All urban areas . . . | 23 | 21 | 30 | 18 | 33 | 40 | 36 | 28 |
| All rural areas . . . | 29 | 37 | 23 | 29 | 35 | 42 | 27 | 34 |
| Belfast County Borough | 18 | 13 | 38 | 9 | 34 | 33 | 45 | 27 |
| Londonderry County Borough . . . | 35 | 49 | 39 | 33 | 35 | 66 | 39 | 33 |
| County Antrim . . . | 24 | 33 | 15 | 17 | 27 | 49 | 19 | 17 |
| County Armagh . . . | . . . | 68 | 27 | 32 | . . . | 95 | 27 | 48 |
| County Down . . . | 42 | 25 | 22 | 51 | 48 | 25 | 22 | 57 |
| County Fermanagh . . . | 40 | . . . | 24 | . . . | 40 | 21 | 24 | . . . |
| *County Londonderry . . . | 16 | 33 | 19 | 15 | 16 | 33 | 19 | 15 |
| County Tyrone . . . | 56 | 37 | 31 | 38 | 64 | 37 | 61 | 48 |

* Excluding County Borough.

Deaths of illegitimate infants aged under four weeks (illegitimate neonatal mortality) numbered 27, representing 75.0 per cent. of the total deaths of all illegitimate children under 1 year of age. The corresponding figures for 1970 were 33 and 82.5 per cent. respectively.

Abstract 24 gives the number of deaths and mortality rates of illegitimate children under 1 year of age by causes. Most of the rates are considerably in excess of the corresponding rates for all children, but it should be noted that many of the mortality rates of illegitimate children are based on very small numbers of deaths.

Abstract 23 shows the numbers of deaths of illegitimate children under 1 year of age for Northern Ireland by counties and county boroughs and the numbers in the urban and rural areas for the years 1968–1971. The sex and age distribution is shown for the year 1971.

Violent deaths Deaths from causes other than natural causes are termed violent deaths and are classified according to both the external circumstances giving rise to injury, expressed as the "external cause of injury" and to the nature of the injury sustained, designated as the "nature of injury" (see Abstract 19).

The number of deaths ascribed to violence during the year was 739 (468 males and 271 females) which is 43 more than the number registered in 1970, and is equivalent to 4.6 per cent. of the total deaths registered.

TABLE S. Northern Ireland: Violent deaths by external cause of injury, 1967-1971.

| CAUSES OF DEATH | 1967 | 1968 | 1969 | 1970 | 1971 |
|---|------------|------------|------------|------------|------------|
| Accidental Causes: | | | | | |
| Drowning | 27 | 24 | 22 | 33 | 29 |
| Falls | 121 | 167 | 177 | 155 | 168 |
| Fire (excl. fire on transport) | 19 | 31 | 32 | 41 | 38 |
| Firearms | 3 | 5 | 1 | 3 | 6 |
| Machinery | 2 | 5 | 4 | 9 | 7 |
| Mechanical suffocation | 2 | 1 | 6 | 4 | 3 |
| Poisons | 12 | 6 | 6 | 27 | 27 |
| Poisonous gases | 5 | 12 | 6 | 11 | 12 |
| Transport: | | | | | |
| Motor vehicles | 223 | 219 | 234 | 269 | 289 |
| Other road vehicles | 5 | 5 | 6 | 4 | 4 |
| Railways | 1 | 1 | 3 | 1 | 1 |
| Aircraft | 1 | 1 | . | . | 3 |
| Shipping (excl. drowning) | 1 | 1 | . | 2 | . |
| Other accidental causes (incl. late effects of accidents) | 41 | 45 | 29 | 40 | 24 |
| Suicide: | | | | | |
| Drowning | 20 | 23 | 9 | 7 | 11 |
| Hanging | 9 | 8 | 16 | 7 | 5 |
| Firearms | 6 | 5 | 4 | 6 | 5 |
| Poisons | 36 | 42 | 47 | 32 | 24 |
| Poisonous gases | 24 | 13 | 11 | 7 | 5 |
| Other suicide | 3 | 8 | 5 | 1 | 3 |
| Homicide: | | | | | |
| Poisons | 3 | 2 | 3 | 11 | 7 |
| Assault by firearms | 5 | 5 | 7 | 8 | 6 |
| Assault by other means | . | . | . | . | . |
| Legal intervention | 2 | 1 | 6 | 5 | 45 |
| Operations of war | . | . | . | . | . |
| Injury undetermined whether accidentally or purposely inflicted | — | 12 | 10 | 13 | 17 |
| TOTAL DEATHS FROM VIOLENCE | 573 | 639 | 647 | 696 | 739 |

Of the 739 deaths, 297 were attributed to transport accidents (E800—E845) (excluding drowning from watercraft (E830, E832)). Road vehicle accidents (E810—E827) accounted for 293 deaths as compared with 273 in 1970. Table S1 affords comparison of numbers of deaths from road vehicle accidents in 1971 with those for the three preceding years by sex and certain age-groups whilst Table S2 shows the various categories of persons killed in motor vehicle accidents and details of other transport accidents.

TABLE S1. Northern Ireland: Deaths from road vehicle accidents (E810—827), 1968-1971.

| | All ages | Under 5 years | 5-14 | 15-34 | 35-54 | 55-74 | 75 and over |
|----------------|----------|---------------|------|-------|-------|-------|-------------|
| MALES | | | | | | | |
| 1968 | 166 | 8 | 18 | 60 | 27 | 37 | 16 |
| 1969 | 182 | 10 | 16 | 62 | 43 | 40 | 11 |
| 1970 | 195 | 13 | 22 | 69 | 33 | 38 | 20 |
| 1971 | 210 | 10 | 25 | 76 | 36 | 40 | 23 |
| FEMALES | | | | | | | |
| 1968 | 58 | 7 | 9 | 14 | 8 | 14 | 6 |
| 1969 | 58 | 10 | 9 | 7 | 6 | 18 | 8 |
| 1970 | 78 | 6 | 11 | 13 | 15 | 25 | 8 |
| 1971 | 83 | 8 | 5 | 23 | 11 | 24 | 12 |

Other accidents accounted for 314 deaths and of these deaths 168 were ascribed to falls, 29 to drowning, 39 to poisons or poisonous gases, 38 to fire and heat, 3 to mechanical suffocation, 7 to machinery and 30 to other accidental causes. A detailed break-down showing non-transport accidents by sex and age-groups is given in Abstract 20.

Deaths from accidents recorded as occurring in the home numbered 179 compared with 189 in 1970 and 169 in 1969. Most accidents in the home are occasioned by falls and it should be noted that in 1971 there were 19 deaths from falls where the place of the accident was unspecified compared with 17 in 1970. Fuller details of these and other accidents (apart from transport accidents) are given in Abstract 20.

During the year there were 53 cases of suicide (34 males and 19 females) compared with 60 (35 males and 25 females) in 1970, 13 deaths from homicide and 45 from war operations. In addition there were 17 deaths in which it was not possible to determine whether the injuries were accidentally or purposely inflicted.

TABLE S2. *Deaths from transport accidents, by sex and age, 1971*

| Inter-national List Numbers | Cause of death | All ages | under 1 year | 1-4 | 5-9 | 10-14 | 15-24 | 25-34 | 35-44 | 45-54 | 55-64 | 65-74 | 75-84 | 85 and over |
|-----------------------------|--|----------|--------------|-----|-----|-------|-------|-------|-------|-------|-------|-------|-------|-------------|
| E810-E823 E940 | Motor vehicle accident causing death to:- | | | | | | | | | | | | | |
| | (a) pedestrian } M | 83 | . | 7 | 14 | 5 | 3 | 5 | 2 | 13 | 4 | 13 | 12 | 5 |
| | } F | 50 | . | 8 | 3 | 2 | 4 | . | 1 | 6 | 5 | 13 | 8 | . |
| | (b) pedal cyclist } M | 17 | . | . | . | 2 | 2 | 1 | . | 2 | 5 | 3 | 1 | 1 |
| | } F | 1 | . | . | . | . | . | . | . | . | 1 | . | . | . |
| | (c) motorcyclist } M | 6 | . | . | . | . | 3 | . | 2 | . | 1 | . | . | . |
| | } F | 1 | . | . | . | . | . | . | . | . | 1 | . | . | . |
| | (d) driver of motor vehicle other than motor cycle } M | 62 | . | . | . | . | 22 | 15 | 7 | 5 | 9 | 2 | 2 | . |
| | } F | 9 | . | . | . | . | 4 | 2 | 1 | . | . | 1 | 1 | . |
| | (e) passenger in motor vehicle } M | 33 | . | 2 | 1 | 2 | 17 | 5 | 2 | 2 | 1 | . | 1 | . |
| | } F | 23 | . | . | . | . | 8 | 5 | 2 | 1 | . | 4 | 2 | 1 |
| E825-E827 E941 | (f) other persons } M | 5 | . | 1 | . | . | 3 | . | . | . | . | 1 | . | . |
| | } F | . | . | . | . | . | . | . | . | . | . | . | . | . |
| | Other road vehicle accidents } M | 4 | . | . | . | 1 | . | . | . | 1 | 1 | . | 1 | . |
| | } F | . | . | . | . | . | . | . | . | . | . | . | . | . |
| | Total road vehicle accidents } M | 210 | . | 10 | 15 | 10 | 50 | 26 | 13 | 23 | 21 | 19 | 17 | 6 |
| | } F | 83 | . | 8 | 3 | 2 | 16 | 7 | 4 | 7 | 6 | 18 | 11 | 1 |
| | Rail, air and water transport accidents } M | 14 | . | . | . | . | 3 | 4 | 4 | . | 1 | 1 | 1 | . |
| | } F | . | . | . | . | . | . | . | . | . | . | . | . | . |
| | Total transport accidents } M | 224 | . | 10 | 15 | 10 | 53 | 30 | 17 | 23 | 22 | 20 | 18 | 6 |
| | } F | 83 | . | 8 | 3 | 2 | 16 | 7 | 4 | 7 | 6 | 18 | 11 | 1 |

Deaths in which violence was stated to be the sequel to some other cause are correlated in Table S3. Alcoholism was, as usual, the greatest single factor in this group causing the deaths of 12 people. This figure, however, does not include deaths caused by other people who were in a state of intoxication.

TABLE S3. *Northern Ireland: Deaths in which violence was a terminal cause, 1971.*

| Detailed list numbers | UNDERLYING CAUSE OF DEATH | | Motor vehicle traffic accident involving collision with pedestrian E814 | Non-collision motor vehicle traffic accident due to loss of control E816 | Other accidental submersion or drowning in water transport E832 | Fall on or from stairs or steps E880 | Fall into hole or other opening in surface E883 | Other and unspecified fall E887 | Hunger, thirst, exposure and neglect E904 | Accidental drowning and submersion E910 | Struck accidentally by falling object E916 | TOTAL |
|-----------------------|--|---|---|--|---|--------------------------------------|---|---------------------------------|---|---|--|-------|
| | | | | | | | | | | | | |
| 303.9 | Alcoholism | M | . | 1 | 1 | 1 | 1 | . | 1 | 5 | . | 10 |
| | | F | 1 | . | . | . | . | . | . | 1 | . | 2 |
| 433.9 | Cerebral Thrombosis (without mention of hypertension) | M | . | . | . | . | . | 1 | . | . | . | 1 |
| | | F | . | . | . | . | . | . | . | . | . | . |
| E815.7 | Motor vehicle traffic accident involving collision . . . | M | . | . | . | . | . | . | . | . | . | . |
| | | F | . | . | . | . | . | . | . | . | 1 | 1 |
| | TOTAL | M | . | 1 | 1 | 1 | 1 | 1 | 1 | 5 | . | 11 |
| | | F | 1 | . | . | . | . | . | . | 1 | 1 | 3 |

CERTIFICATION OF DEATHS

All deaths must be certified by either a medical practitioner or a coroner and Table T shows the type of certification during the year. The circumstances of 2,345 deaths (14.5 per cent. of all deaths) were considered by the coroners and in 659 of these cases inquests were held. In 953 cases the deaths were certified by coroners after post-mortem examinations had proved inquests to be unnecessary.

TABLE T. *Northern Ireland: Deaths by certification, 1971.*

| AREA | Total deaths | Certified by medical practitioners | Certified by coroners | | |
|--------------------------------------|--------------|------------------------------------|-----------------------|-------------------|---------------|
| | | | Without inquest | | After inquest |
| | | | Without post-mortem | After post-mortem | |
| Northern Ireland | 16,202 | 13,857 | 733 | 953 | 659 |
| Co. Antrim | 3,152 | 2,740 | 127 | 156 | 129 |
| Co. Armagh | 1,391 | 1,218 | 63 | 61 | 49 |
| Co. Down | 3,365 | 2,923 | 148 | 180 | 114 |
| Co. Fermanagh | 610 | 549 | 7 | 29 | 25 |
| Co. Londonderry* | 1,220 | 1,031 | 73 | 34 | 82 |
| Co. Tyrone | 1,508 | 1,330 | 66 | 55 | 57 |
| Belfast Co. Borough | 4,430 | 3,613 | 212 | 416 | 189 |
| Londonderry County Borough | 526 | 453 | 37 | 22 | 14 |
| All urban areas | 9,312 | 7,826 | 462 | 656 | 368 |
| All rural areas | 6,890 | 6,031 | 271 | 297 | 291 |

*Excluding County Borough.

Of the 13,857 deaths certified by medical practitioners the deceased persons were not seen after death by the practitioners in 4,054 cases.

LIFE TABLE

The expectation of life is the average number of years which would be lived by a group of people of given age who are continuously subject to given mortality rates, usually those of a selected year or years.

The abridged life table shown as Table U is based on the mortality rates for 1969-1971 and shows the expectation of life at various age-points together with the number of persons who would survive to given age *x* out of 10,000 born, if subjected throughout their lives to this mortality experience.

Thus 97 per cent. of males and 98 per cent. of females would survive the first year of life; 96 per cent. of males and 97 per cent. of females would reach the age of 20; 78 per cent. of males and 86 per cent. of females would reach the age of 60 and the men could then expect an average future lifetime of 15 years compared with 19 years for women.

Based on the mortality experience of 1969-1971 the expectation of life at birth was 67.8 years for males and 73.7 years for females; at age one year the expectations were 68.6 years for males and 74.2 years for females. Table U1 affords comparison of these figures with those for certain preceding years.

TABLE U. Northern Ireland: Abridged Life Table, 1969-1971.

| Age x | Males | | Females | |
|---------|--------|-------|---------|-------|
| | l_x | e_x | l_x | e_x |
| 0 | 10,000 | 67.75 | 10,000 | 73.66 |
| 1 | 9,738 | 68.57 | 9,798 | 74.18 |
| 2 | 9,726 | 67.65 | 9,786 | 73.27 |
| 3 | 9,719 | 66.71 | 9,777 | 72.33 |
| 4 | 9,711 | 65.76 | 9,773 | 71.37 |
| 5 | 9,704 | 64.81 | 9,768 | 70.40 |
| 10 | 9,681 | 59.96 | 9,752 | 65.51 |
| 15 | 9,659 | 55.08 | 9,741 | 60.58 |
| 20 | 9,620 | 50.29 | 9,727 | 55.67 |
| 25 | 9,565 | 45.57 | 9,710 | 50.76 |
| 30 | 9,512 | 40.81 | 9,681 | 45.91 |
| 35 | 9,452 | 36.05 | 9,644 | 41.07 |
| 40 | 9,357 | 31.40 | 9,579 | 36.34 |
| 45 | 9,192 | 26.91 | 9,470 | 31.72 |
| 50 | 8,913 | 22.68 | 9,296 | 27.27 |
| 55 | 8,487 | 18.69 | 9,033 | 22.99 |
| 60 | 7,807 | 15.10 | 8,627 | 18.95 |
| 65 | 6,764 | 12.04 | 8,027 | 15.19 |
| 70 | 5,402 | 9.45 | 7,124 | 11.79 |
| 75 | 3,840 | 7.28 | 5,770 | 8.97 |
| 80 | 2,304 | 5.46 | 4,123 | 6.56 |
| 85 | 1,062 | 3.93 | 2,376 | 4.54 |

This abridged life table is constructed from the estimated populations and the total deaths registered during the years 1969-1971.

The column headed l_x shows the numbers who would survive to exact age x out of 10,000 born who were subject throughout their lives to the death probabilities indicated by the mortality records for the years 1969-1971.

Column e_x gives the "expectation of life"—that is the average future lifetime which would be lived by a person aged exactly x if subject to those death probabilities.

TABLE U1. Northern Ireland: Expectation of life at birth, at one year of age and at 65 years of age for certain periods between 1890 and 1971.

| Period | Expectation of life | | | | | |
|---------|---------------------|--------|-----------------|--------|-----------------|--------|
| | At birth | | At age one year | | At age 65 years | |
| | Male | Female | Male | Female | Male | Female |
| 1890-92 | 46.3 | 45.7 | — | — | 10.6 | 10.6 |
| 1900-02 | 47.1 | 46.7 | — | — | 10.5 | 10.4 |
| 1910-12 | 50.7 | 51.0 | — | — | 12.1 | 12.8 |
| 1925-27 | 55.4 | 56.1 | 59.9 | 59.5 | 11.9 | 12.7 |
| 1936-38 | 57.8 | 59.2 | — | — | 11.6 | 12.4 |
| 1950-52 | 65.5 | 68.8 | 67.5 | 70.3 | 12.1 | 13.5 |
| 1962-64 | 67.9 | 72.8 | 68.9 | 73.6 | 12.3 | 14.7 |
| 1963-65 | 67.8 | 72.9 | 68.8 | 73.6 | 12.2 | 14.8 |
| 1964-66 | 67.8 | 73.0 | 68.7 | 73.7 | 12.1 | 14.8 |
| 1965-67 | 68.1 | 73.3 | 68.9 | 74.1 | 12.3 | 15.0 |
| 1966-68 | 68.2 | 73.5 | 69.0 | 74.1 | 12.3 | 15.1 |
| 1967-69 | 68.3 | 73.7 | 69.2 | 74.3 | 12.4 | 15.3 |
| 1968-70 | 67.9 | 73.5 | 68.8 | 74.0 | 12.1 | 15.1 |
| 1969-71 | 67.8 | 73.7 | 68.6 | 74.2 | 12.0 | 15.2 |

The Life Tables for 1901, 1926, 1951 and 1961 are included in Section I of the Ulster Year Book, 1971, obtainable from Her Majesty's Stationery Office price 75p.

CONGENITAL MALFORMATIONS

This section which appeared in the Report for the first time in 1964, relates to children born (live or still) with any apparent deformity. The information about these congenital malformations is furnished to the General Register Office by the county and county borough health committees and is classified according to the residence of the parents and not to the place of occurrence.

During the year 995 children were born with congenital malformations compared with 1,043 in 1970 and 1,035 in 1969. The Northern Ireland rate for 1971 was 30.9 per 1,000 births (live and still) compared with 32.0 for 1970.

TABLE V. *Northern Ireland: Number of congenitally malformed children by area and month of birth, 1971.*

| AREA | MONTH OF BIRTH | | | | | | | | | | | | Totals | Rate* |
|----------------------------|----------------|----------|-------|-------|-----|------|------|--------|-----------|---------|----------|----------|--------|-------|
| | January | February | March | April | May | June | July | August | September | October | November | December | | |
| Northern Ireland | 100 | 99 | 90 | 86 | 90 | 89 | 76 | 73 | 87 | 65 | 72 | 68 | 995 | 30.9 |
| Belfast County Borough | 25 | 26 | 17 | 15 | 19 | 17 | 14 | 15 | 15 | 14 | 17 | 12 | 206 | 32.5 |
| Londonderry County Borough | 4 | 5 | 3 | 3 | 1 | 3 | 1 | 2 | 2 | 1 | 0 | 1 | 26 | 19.3 |
| County Antrim | 30 | 24 | 23 | 27 | 16 | 12 | 15 | 9 | 15 | 13 | 14 | 16 | 214 | 27.5 |
| County Armagh | 7 | 8 | 4 | 7 | 10 | 10 | 7 | 16 | 10 | 6 | 6 | 10 | 101 | 33.2 |
| County Down | 23 | 26 | 24 | 19 | 30 | 33 | 35 | 21 | 21 | 25 | 23 | 20 | 300 | 49.6 |
| County Fermanagh | 3 | 2 | 2 | 4 | 1 | 3 | 2 | 4 | 7 | 2 | 2 | 2 | 28 | 26.9 |
| County Londonderry† | 3 | 6 | 5 | 5 | 7 | 5 | 1 | 2 | 8 | 2 | 3 | 4 | 51 | 15.4 |
| County Tyrone | 5 | 4 | 12 | 6 | 6 | 6 | 1 | 4 | 9 | 4 | 7 | 5 | 69 | 21.0 |

*Per 1,000 births (live and still).

†Excluding County Borough.

Of the 995 children born with malformations 182 (18.3 per cent.) were born with more than one abnormality. In all, 1,235 separate abnormalities were recorded. Table VI shows the number of children affected by multiple abnormalities in each county and county borough.

TABLE VI. *Northern Ireland: Multiple abnormalities by area, 1971.*

| AREA | NUMBER OF ABNORMALITIES | | | | | | | | | | | | All | |
|----------------------------|-------------------------|----------|----------|----------|----------|----------|----------|----------|----------|----------|----------|----------|----------|----------|
| | 1 | | 2 | | 3 | | 4 | | 5 | | 6 | | | |
| | Children | Abnorms. | Children | Abnorms. | Children | Abnorms. | Children | Abnorms. | Children | Abnorms. | Children | Abnorms. | Children | Abnorms. |
| Belfast County Borough | 174 | 174 | 22 | 44 | 9 | 27 | 1 | 4 | . | . | . | . | 206 | 249 |
| Londonderry County Borough | 18 | 18 | 6 | 12 | 2 | 6 | . | . | . | . | . | . | 26 | 36 |
| County Antrim | 170 | 170 | 29 | 58 | 10 | 30 | 3 | 12 | 1 | 5 | 1 | 6 | 214 | 281 |
| County Armagh | 88 | 88 | 10 | 20 | 3 | 9 | . | . | . | . | . | . | 101 | 117 |
| County Down | 245 | 245 | 46 | 92 | 8 | 24 | 1 | 4 | . | . | . | . | 300 | 365 |
| County Fermanagh | 18 | 18 | 9 | 18 | . | . | . | . | 1 | 5 | . | . | 28 | 41 |
| County Londonderry* | 45 | 45 | 5 | 10 | 1 | 3 | . | . | . | . | . | . | 51 | 58 |
| County Tyrone | 55 | 55 | 10 | 20 | 3 | 9 | 1 | 4 | . | . | . | . | 69 | 88 |
| Northern Ireland TOTAL | 813 | 813 | 137 | 274 | 36 | 108 | 6 | 24 | 2 | 10 | 1 | 6 | 995 | 1,235 |

*Excluding County Borough.

In Northern Ireland as a whole 17 (1.7 per cent.) of the congenitally malformed children were born at home, the remainder having been born in hospitals.

In 16 cases the children were twins, the other partner of each having no reported malformation in 13 instances.

Details about the nature of the malformations will be found in Abstracts 26, 27, 29 and 30 and data about the mother's age and the number of other children born to her are in Abstract 28.

MIGRATION

The population figures ascertained at each census enable the net migration during the inter-censal periods to be calculated. Table W shows that during the period of approximately four and a half years between the censuses taken on the 9th October, 1966 and the 25th April, 1971 there was a net outward movement of 33,310 (Preliminary figure) persons to all countries including other parts of the British Isles.

TABLE W. Northern Ireland: Net migration during inter-censal period 1966-1971.

| | Males | Females | Total |
|--|---------|---------|-----------|
| Population, Census of 1966 | 723,884 | 760,891 | 1,484,775 |
| Births, 1966-1971 | 76,518 | 72,188 | 148,706 |
| Deaths, 1966-1971 | 38,102 | 34,476 | 72,578 |
| Natural increase* | 38,416 | 37,712 | 76,128 |
| Population 1966 plus natural increase | 762,300 | 798,603 | 1,560,903 |
| Population, Census of 1971 (preliminary figures) | 750,476 | 777,117 | 1,527,593 |
| Net movement outwards | 11,824 | 21,486 | 33,310 |

* The excess of births over deaths.

Table W1 shows the natural increase in the population for each inter-censal period since birth and death registration commenced in 1864, together with the net movement outwards and the percentage of the increase lost by migration.

TABLE W1. Northern Ireland: Inter-censal variations in population, 1871-1971.

| Inter-censal period | Population at beginning of period | Natural increase* | Net movement outwards | Percentage of increase lost by migration |
|---------------------|-----------------------------------|-------------------|-----------------------|--|
| 1871-1881 | 1,359,190 | 104,350 | 158,724 | 152 |
| 1881-1891 | 1,304,816 | 71,910 | 140,670 | 196 |
| 1891-1901 | 1,236,056 | 68,634 | 67,738 | 99 |
| 1901-1911 | 1,236,952 | 78,996 | 65,417 | 83 |
| 1911-1926 | 1,250,531 | 113,603 | 107,573† | 95 |
| 1926-1937 | 1,256,561 | 80,835 | 57,651 | 71 |
| 1937-1951 | 1,279,745 | 158,443 | 67,267† | 42 |
| 1951-1961 | 1,370,921 | 146,349 | 92,228 | 63 |
| 1961-1966 | 1,425,042 | 97,434 | 37,701 | 39 |
| 1966-1971 | 1,484,775 | 76,128 | 33,310 | 44 |

* Excess of births over deaths.

† Including deaths in H.M. Forces and Mercantile Marine which occurred outside Northern Ireland.

It is estimated that during the year ended 30 June, 1971 the net outward migration amounted to 9,702 persons which represents 59.6 per cent. of the natural increase (16,267) during that period.

METEOROLOGY

The following synopsis of the weather experienced in Northern Ireland during 1971 is furnished by the Director-General of the Meteorological Office through the Climatological Services and Public Records Office, Belfast. Where the term average is used it refers to the thirty five year period 1916 to 1950 for rainfall and to the World Meteorological Organisations standard period 1931-1960 for temperature and sunshine.

Tables on pages 44 and 45 give data in respect of certain stations: columns 2 and 3 give the highest and lowest air temperatures recorded on any date during the month indicated; in column 4 and 5 the mean daily maximum and minimum air temperatures are given. There is also a table giving similar data related to Northern Ireland as a whole based upon a selection of stations appropriate to the meteorological element and not necessarily those whose data are published in the preceding tables. This information smoothes out the variations experienced in different parts of the Province and therefore gives a general picture. The "highest" and "lowest" however, refer to values received from around sixty stations recording temperatures in Northern Ireland and are not restricted to the seven stations, data given in the preceding tables.

Temperature is given in degrees Centigrade; to convert actual values to Fahrenheit multiply by 9, divide by 5 and add 32.0 degrees. To convert "difference from average" temperatures in the Centigrade scale to Fahrenheit $1.0 \text{ degrees Centigrade} = 1.8 \text{ degrees Fahrenheit}$.

Rainfall for the year was well below average; it was the driest year since 1953 with a value of 82 per cent. It was the warmest year since 1959 and the second sunniest since 1964. The relatively dry and mild January to March and November to December periods with a well below average frequency of snow and frost were notable features of the year.

January was mild and dry with above average sunshine and temperatures. Rainfall was well below normal. February was also mild with less than average rainfall whilst March was also relatively dry with temperature and sunshine below normal. April was dry though heavy rainfall during the period 21-25 accounted for most of the monthly total which, when related to average, gave values well above average. May was wet in many places but in the SE in and around the Mourne's it was well below normal; sunshine was also below average generally. June was wet everywhere with values as high as 175 per cent and it was the coldest June since 1927. July was dry with rainfall well below normal, temperatures above average and sunshine also well above average. It was the sunniest July since 1955. August had above average rainfall and a very rare fall indeed of 63.4 mms in 78 minutes was recorded at Creggan Reservoir causing flooding in the city of Londonderry. September which was very dry was the second driest September since 1941. Temperatures were well above average; it was the warmest September since 1949 at Armagh. October was again dry everywhere and very mild with temperatures well above average. It was also sunny. November was wet and temperatures were about normal. Sunshine was well below average. December was exceptionally dry. It was the driest December this century in many places. It was also very mild though sunshine was below average.

The well below average rainfall coupled with high evaporation rates during the period April-September led to water rationing throughout the Province. The exceptionally dry October and December months further

aggravated the water situation. Another noteworthy feature was the record breaking Good Friday/Easter Tuesday sunshine at Aldergrove; the sunniest Easter holiday period recorded there since records began in 1927.

Brief Summary of general weather of each month of year:—

January: Mild and dry with above average sunshine was the sunniest January since 1965. Rainfall 68 per cent, sunshine 115 per cent, temperatures 1.0 degrees Centigrade above average.

February: Mild and dry, rainfall and sunshine below normal. Temperature 1.0 degrees Centigrade above average. Rainfall 98 per cent, sunshine 81 per cent.

March: Dry with temperatures a little below normal and sunshine well below average. Rainfall 78 per cent, sunshine 81 per cent. Temperatures 0.5 degrees Centigrade below normal.

April: Dry although heavy rainfall during the period 21-25 accounted for most of monthly total; this total related to average gave values ranging from 281 per cent at Donaghadee, Co. Down, to 62 per cent in the extreme West of Co. Tyrone. Daily falls during the 21st-25th produced the highest daily April rainfall totals ever recorded e.g. at Aldergrove, Co. Antrim. In contrast Aldergrove also had its sunniest Easter Holiday period since records began.

May: Rainfall variable value for Province as a whole was 92 per cent. Temperatures were about normal and sunshine was below average.

June: Cold and wet, it was the coldest June since 1927 over Northern Ireland as a whole with temperatures 2.0 degrees Centigrade below average. Sunshine was also well below normal.

July: Dry and temperatures above average. Some areas had an "official drought" period between the 5th-22nd when no measurable rain fell. Thundery rain on the 4th gave a very high fall of 48.5 mms. at Stormont, near Belfast.

August: Thundery activity during first week. At Creggan Reservoir in Co. Londonderry on the 4th 63.4 mms. fell in 78 minutes "A very rare fall" causing flooding in Londonderry City. Temperatures were below average. Sunshine too was below normal. Rainfall was above average over the Province as a whole with a value of 110 per cent.

September: It was the second driest September since 1941; general value was 43 per cent. Temperatures were well above average as was sunshine.

October: Dry and mild, temperatures well above average. It was the driest since 1962, although 1969 was equally dry. It was sunny with a general value of 112 per cent.

November: Wet month, rainfall well above average, general value 120 per cent. Temperatures slightly above average and sunshine well below normal being 85 per cent.

December: Exceptionally dry, the driest December in many areas of Northern Ireland this century. A general value of 28 per cent. It was mild with temperatures 1.5 to 2.0 Centigrade above average. It was the warmest December since 1959.

TABLE X. Northern Ireland: Air temperature, rainfall and sunshine recorded at seven stations during the year, 1971 and general values for the Province as a whole (final values*).

| STRABANE | | | | | | | | | | | |
|--------------------|------------------|--------|--------------------|--------------------|------------|-------------------------|----------|-----------------------|-------------|------------|-----------------------|
| MONTH | Air temperatures | | | | | | Rainfall | | | Sunshine | |
| | Highest | Lowest | Mean daily maximum | Mean daily minimum | Daily mean | Difference from average | Total | Percentage of average | No. of days | Daily mean | Percentage of average |
| | °C. | °C | °C. | °C. | °C. | °C. | mm. | % | | hr. | % |
| January | 13.0 | —3.0 | 8.0 | 2.9 | 5.5 | — | 101 | — | 23 | 2.21 | — |
| February | 11.0 | —3.5 | 8.7 | 2.7 | 5.7 | — | 74 | — | 19 | 1.74 | — |
| March | 13.5 | —2.4 | 9.5 | 2.7 | 6.1 | — | 38 | — | 19 | 2.71 | — |
| April | 17.3 | —0.2 | 12.2 | 3.4 | 7.8 | — | 79 | — | 18 | 4.37 | — |
| May | 19.5 | 1.0 | 15.5 | 6.7 | 11.1 | — | 77 | — | 19 | 5.51 | — |
| June | 21.0 | 5.1 | 16.3 | 7.7 | 12.0 | — | 80 | — | 19 | 5.20 | — |
| July | 27.5 | 3.0 | 19.8 | 10.9 | 15.3 | — | 51 | — | 14 | 4.88 | — |
| August | 24.0 | 7.5 | 18.4 | 10.9 | 14.7 | — | 73 | — | 19 | 3.55 | — |
| September | 24.5 | —0.5 | 18.9 | 9.0 | 13.9 | — | 42 | — | 8 | 4.58 | — |
| October | 21.0 | —2.5 | 15.1 | 8.0 | 11.5 | — | 77 | — | 20 | 3.47 | — |
| November | 15.5 | —1.5 | 10.0 | 4.0 | 7.0 | — | 130 | — | 26 | 1.67 | — |
| December | 14.5 | —4.5 | 9.7 | 4.4 | 7.1 | — | 53 | — | 11 | 0.83 | — |
| YEAR | 27.5 | —4.5 | 13.5 | 6.1 | 9.8 | — | 875 | — | 215 | 3.39 | — |
| GARVAGH (Moneydig) | | | | | | | | | | | |
| January | 12.6 | —3.4 | 7.2 | 2.6 | 4.9 | +1.2 | 72 | 68 | 21 | — | — |
| February | 12.1 | —5.6 | 8.4 | 3.0 | 5.7 | +1.5 | 63 | 87 | 18 | — | — |
| March | 14.2 | —5.4 | 9.4 | 2.2 | 5.8 | —0.2 | 45 | 68 | 17 | — | — |
| April | 17.1 | —2.6 | 11.9 | 2.7 | 7.3 | —0.6 | 91 | 133 | 13 | — | — |
| May | 19.2 | 0.2 | 14.9 | 5.5 | 10.2 | —0.2 | 68 | 97 | 14 | — | — |
| June | 20.5 | 3.8 | 15.5 | 7.2 | 11.3 | —1.8 | 93 | 134 | 18 | — | — |
| July | 25.0 | 2.4 | 19.1 | 10.0 | 14.5 | 0.0 | 88 | 89 | 12 | — | — |
| August | 21.9 | 5.1 | 17.5 | 9.7 | 13.6 | —0.7 | 117 | 116 | 21 | — | — |
| September | 21.4 | —0.4 | 17.9 | 8.3 | 13.1 | +0.6 | 47 | 50 | 10 | — | — |
| October | 18.8 | —4.3 | 14.3 | 7.3 | 10.8 | +1.3 | 51 | 45 | 18 | — | — |
| November | 16.6 | —4.0 | 9.7 | 4.0 | 6.9 | +0.4 | 149 | 139 | 24 | — | — |
| December | 14.8 | —2.8 | 9.5 | 4.5 | 7.0 | +2.1 | 32 | 29 | 13 | — | — |
| YEAR | 25.0 | —5.6 | 12.9 | 5.6 | 9.3 | +0.3 | 916 | 85 | 199 | — | — |
| ALDERGROVE | | | | | | | | | | | |
| January | 13.2 | —5.1 | 7.4 | 2.9 | 5.1 | +1.4 | 52 | 55 | 21 | 1.84 | 126 |
| February | 10.5 | —4.9 | 7.8 | 3.2 | 5.5 | +1.3 | 57 | 83 | 17 | 1.92 | 84 |
| March | 12.6 | —3.0 | 8.8 | 2.0 | 5.4 | —0.5 | 39 | 69 | 15 | 2.61 | 78 |
| April | 16.6 | —1.3 | 11.4 | 3.8 | 7.6 | —0.3 | 106 | 173 | 10 | 5.07 | 102 |
| May | 18.5 | 1.1 | 14.6 | 6.6 | 10.6 | +0.1 | 66 | 95 | 16 | 5.97 | 94 |
| June | 20.5 | 4.2 | 15.5 | 8.3 | 11.9 | —1.4 | 85 | 135 | 19 | 5.41 | 91 |
| July | 25.3 | 5.5 | 19.5 | 11.2 | 15.3 | +0.6 | 82 | 91 | 13 | 6.51 | 148 |
| August | 22.4 | 6.4 | 17.5 | 11.1 | 14.3 | —0.2 | 94 | 102 | 19 | 3.86 | 89 |
| September | 21.8 | 1.8 | 17.8 | 10.0 | 13.9 | +1.2 | 46 | 55 | 13 | 5.06 | 141 |
| October | 19.6 | 0.3 | 14.3 | 8.8 | 11.5 | +1.8 | 38 | 38 | 16 | 2.88 | 110 |
| November | 16.0 | —2.4 | 9.3 | 4.4 | 6.9 | +0.3 | 104 | 115 | 19 | 1.83 | 103 |
| December | 13.6 | —2.0 | 8.7 | 4.8 | 6.7 | +1.8 | 14 | 14 | 13 | 1.10 | 99 |
| YEAR | 25.3 | —5.1 | 12.7 | 6.4 | 9.5 | +0.4 | 783 | 81 | 191 | 3.68 | 105 |
| HILLSBOROUGH | | | | | | | | | | | |
| January | 12.8 | —3.9 | 7.2 | 2.4 | 4.8 | +1.1 | 60 | 63 | 19 | 1.67 | 108 |
| February | 10.8 | —3.2 | 7.6 | 2.7 | 5.1 | +1.1 | 53 | 80 | 15 | 2.12 | 91 |
| March | 13.3 | —3.3 | 8.3 | 1.4 | 4.9 | —0.7 | 43 | 80 | 14 | 2.71 | 83 |
| April | 15.7 | —0.6 | 10.7 | 3.4 | 7.1 | —0.5 | 103 | 184 | 10 | 4.77 | 99 |
| May | 18.2 | 2.3 | 13.9 | 6.1 | 10.0 | 0.0 | 59 | 92 | 12 | 6.27 | 101 |
| June | 19.2 | 3.8 | 14.8 | 7.5 | 11.1 | —1.8 | 79 | 136 | 18 | 5.28 | 87 |
| July | 23.8 | 4.2 | 18.8 | 10.3 | 14.5 | +0.2 | 41 | 53 | 12 | 6.64 | 147 |
| August | 20.7 | 5.0 | 16.8 | 10.4 | 13.6 | —0.6 | 105 | 126 | 17 | 4.35 | 99 |
| September | 21.1 | 2.0 | 17.6 | 9.3 | 13.5 | +1.2 | 41 | 54 | 12 | 4.81 | 133 |
| October | 19.7 | —0.5 | 13.9 | 8.4 | 11.1 | +1.6 | 47 | 50 | 15 | 3.25 | 119 |
| November | 15.8 | —1.8 | 9.3 | 3.7 | 6.5 | +0.1 | 77 | 92 | 17 | 1.87 | 97 |
| December | 13.9 | —1.4 | 8.9 | 4.6 | 6.7 | +1.9 | 12 | 13 | 11 | 1.14 | 95 |
| YEAR | 23.8 | —3.9 | 12.3 | 5.9 | 9.1 | +0.3 | 720 | 80 | 172 | 3.75 | 106 |

*Certain values published in Quarterly Returns have been reviewed and corrected values appear in these Tables.

TABLE X. (continued) Northern Ireland: Air temperature, rainfall and sunshine recorded at seven stations during the year, 1971.

| KILKEEL | | | | | | | | | | | |
|-----------|------------------|--------|--------------------|--------------------|------------|-------------------------|----------|------------------------|-------------|------------|------------------------|
| MONTH | Air temperatures | | | | | | Rainfall | | | Sunshine | |
| | Highest | Lowest | Mean daily maximum | Mean daily minimum | Daily mean | Difference from average | Total | Per-centage of average | No. of days | Daily mean | Per-centage of average |
| | °C. | °C | °C. | °C. | °C. | °C. | mm. | % | | hr. | % |
| January | 11.6 | -2.5 | 8.0 | 3.9 | 5.9 | +0.9 | 43 | — | 14 | 2.05 | 114 |
| February | 11.5 | -2.9 | 7.9 | 3.7 | 5.8 | +0.7 | 65 | — | 17 | 2.46 | 95 |
| March | 13.0 | -2.5 | 8.8 | 3.3 | 6.1 | -0.2 | 61 | — | 15 | 2.64 | 78 |
| April | 15.4 | 1.1 | 10.5 | 5.1 | 7.8 | -0.3 | 79 | — | 10 | 5.01 | 95 |
| May | 15.6 | 1.7 | 13.3 | 7.3 | 10.3 | -0.2 | 32 | — | 14 | 6.05 | 92 |
| June | 19.1 | 5.1 | 15.0 | 8.7 | 11.9 | -1.3 | 65 | — | 15 | 5.33 | 82 |
| July | 22.8 | 5.3 | 18.2 | 11.2 | 14.7 | 0.0 | 41 | — | 9 | 7.54 | 151 |
| August | 20.8 | 7.2 | 17.3 | 11.5 | 14.4 | -0.3 | 89 | — | 16 | 4.12 | 84 |
| September | 19.1 | 3.7 | 16.7 | 10.3 | 13.5 | +0.6 | 33 | — | 9 | 5.50 | 137 |
| October | 19.7 | 2.2 | 14.7 | 10.0 | 12.3 | +1.9 | 21 | — | 14 | 3.30 | 110 |
| November | 16.0 | -1.7 | 10.2 | 5.3 | 7.7 | 0.0 | 66 | — | 14 | 2.37 | 118 |
| December | 12.4 | -1.0 | 9.5 | 5.9 | 7.7 | +1.6 | 32 | — | 9 | 1.10 | 79 |
| YEAR | 22.8 | -2.9 | 12.5 | 7.2 | 9.9 | +0.4 | 627 | — | 156 | 3.96 | 102 |

| ARMAGH | | | | | | | | | | | |
|-----------|------|------|------|------|------|------|-----|-----|-----|------|-----|
| January | 12.9 | -5.0 | 7.5 | 2.3 | 4.9 | +0.8 | 48 | 58 | 20 | 1.75 | 111 |
| February | 11.1 | -3.9 | 8.4 | 2.6 | 5.5 | +0.9 | 54 | 97 | 14 | 1.97 | 84 |
| March | 14.4 | -2.8 | 9.7 | 1.9 | 5.8 | -0.6 | 29 | 58 | 16 | 2.46 | 73 |
| April | 17.8 | -0.2 | 12.1 | 3.8 | 7.9 | -0.4 | 83 | 156 | 10 | 3.89 | 81 |
| May | 20.0 | 2.2 | 15.6 | 6.3 | 10.9 | 0.0 | 50 | 83 | 12 | 5.25 | 88 |
| June | 20.6 | 3.3 | 16.3 | 7.7 | 12.0 | -1.8 | 100 | 163 | 19 | 4.37 | 78 |
| July | 25.9 | 4.1 | 20.6 | 11.0 | 15.8 | +0.7 | 54 | 65 | 11 | 5.37 | 130 |
| August | 23.0 | 7.1 | 18.2 | 10.8 | 14.5 | -0.4 | 108 | 126 | 19 | 3.23 | 75 |
| September | 22.3 | 1.1 | 18.8 | 8.9 | 13.9 | +1.0 | 32 | 43 | 11 | 4.70 | 130 |
| October | 20.9 | -2.3 | 14.7 | 8.2 | 11.5 | +1.6 | 38 | 44 | 13 | 2.83 | 103 |
| November | 16.1 | -2.6 | 9.7 | 3.4 | 6.5 | -0.3 | 81 | 110 | 18 | 1.65 | 85 |
| December | 14.3 | -2.0 | 9.1 | 4.2 | 6.7 | +1.6 | 17 | 22 | 11 | 0.85 | 76 |
| YEAR | 25.9 | -5.0 | 13.4 | 5.9 | 9.7 | +0.3 | 694 | 82 | 174 | 3.20 | 92 |

| CASTLE ARCHDALE FOREST | | | | | | | | | | | |
|------------------------|------|------|------|------|------|------|-----|-----|-----|------|-----|
| January | 12.7 | -3.6 | 7.7 | 1.9 | 4.8 | +0.7 | 77 | 76 | 23 | 1.80 | 109 |
| February | 10.3 | -5.1 | 8.0 | 2.1 | 5.1 | +0.6 | 99 | 134 | 18 | 1.78 | 73 |
| March | 12.3 | -3.3 | 9.0 | 1.8 | 5.4 | -0.7 | 47 | 75 | 23 | 2.77 | 84 |
| April | 16.9 | -1.7 | 11.6 | 3.1 | 7.3 | -0.7 | 60 | 95 | 15 | 4.14 | 87 |
| May | 18.3 | 0.5 | 14.4 | 6.1 | 10.3 | -0.4 | 88 | 139 | 19 | 5.20 | 84 |
| June | 20.6 | 4.4 | 15.6 | 8.1 | 11.9 | -1.4 | 103 | 147 | 19 | 5.54 | 100 |
| July | 24.4 | 2.0 | 18.8 | 10.6 | 14.7 | +0.1 | 52 | 56 | 13 | 5.06 | 118 |
| August | 21.2 | 5.6 | 17.7 | 10.7 | 14.2 | -0.3 | 91 | 89 | 19 | 4.12 | 93 |
| September | 22.2 | -1.1 | 17.8 | 8.4 | 13.1 | +0.2 | 45 | 49 | 12 | 4.59 | 125 |
| October | 20.1 | -2.6 | 14.4 | 7.8 | 11.1 | +1.3 | 70 | 65 | 17 | 3.26 | 120 |
| November | 15.2 | -3.3 | 9.7 | 4.0 | 6.9 | +0.1 | 162 | 157 | 26 | 1.48 | 75 |
| December | 14.1 | -3.3 | 9.4 | 3.8 | 6.6 | +1.5 | 28 | 26 | 12 | 0.96 | 71 |
| YEAR | 24.4 | -5.1 | 12.8 | 5.7 | 9.3 | +0.1 | 922 | 89 | 216 | 3.40 | 96 |

| GENERAL VALUES FOR NORTHERN IRELAND AS A WHOLE | | | | | | | | | | | |
|--|------|------|------|------|------|------|-----|-----|-----|------|-----|
| January | 13.2 | -5.1 | 7.5 | 2.4 | 4.9 | +1.1 | 78 | 71 | 21 | 1.78 | 115 |
| February | 12.1 | -5.6 | 8.1 | 2.7 | 5.4 | +1.0 | 74 | 98 | 17 | 1.91 | 81 |
| March | 14.4 | -5.4 | 9.2 | 2.0 | 5.6 | -0.3 | 51 | 78 | 17 | 2.69 | 81 |
| April | 17.8 | -2.6 | 11.7 | 3.3 | 7.5 | -0.3 | 94 | 140 | 12 | 4.50 | 92 |
| May | 20.0 | 0.2 | 14.9 | 6.1 | 10.5 | -0.2 | 61 | 85 | 15 | 5.60 | 89 |
| June | 20.6 | 3.3 | 15.7 | 7.8 | 11.7 | -1.8 | 94 | 132 | 18 | 5.30 | 92 |
| July | 25.9 | 2.0 | 19.5 | 10.7 | 15.1 | +1.1 | 68 | 71 | 12 | 5.67 | 130 |
| August | 23.0 | 5.1 | 17.7 | 10.6 | 14.1 | -0.7 | 113 | 110 | 19 | 3.85 | 86 |
| September | 22.3 | -1.1 | 18.1 | 8.9 | 13.5 | +1.7 | 41 | 43 | 12 | 4.72 | 129 |
| October | 20.9 | -4.3 | 14.4 | 8.0 | 11.2 | +1.6 | 59 | 53 | 17 | 3.07 | 112 |
| November | 16.6 | -4.0 | 9.6 | 3.9 | 6.7 | +0.2 | 125 | 120 | 21 | 1.62 | 85 |
| December | 14.8 | -3.3 | 9.2 | 4.3 | 6.7 | +1.9 | 31 | 28 | 12 | 1.08 | 93 |
| YEAR | 25.9 | -5.6 | 13.0 | 5.9 | 9.5 | +0.4 | 889 | 82 | 193 | 3.48 | 98 |

ADMINISTRATION

Introductory The administrative functions of the office of the Registrar General comprise the registration of births (live and still), deaths, marriages and adoptions, and the provision or supervision of machinery for dealing with preliminaries to marriages other than those according to the rites of the Roman Catholic Church.

Buildings licensed or registered for marriages The numbers of places of worship (other than those belonging to the Roman Catholic Church) in which marriages could be solemnised, as at 31st December in each of the years 1968, 1969, 1970 and 1971 were as follows:

| <i>Denomination</i> | <i>1968</i> | <i>1969</i> | <i>1970</i> | <i>1971</i> |
|-----------------------------|--------------|--------------|--------------|--------------|
| Church of Ireland | 417 | 417 | 413 | 414 |
| Presbyterian | 515 | 515 | 515 | 513 |
| Methodist | 162 | 161 | 162 | 162 |
| Others | 300 | 309 | 327 | 333 |
| TOTAL | 1,394 | 1,402 | 1,417 | 1,422 |

State of registration The measures adopted for particulars of births notified under the Notification of Births Act, 1907, to be furnished to registrars in the two county boroughs have continued to be of value in securing the registration of a number of births which had not been registered within the prescribed period of 6 weeks.

Births and deaths not registered within a year of their occurrence can be recorded only with the authority of the Registrar General. During 1971 such authority was granted for the registration of 25 births, as compared with 27 in 1970 and 25 in 1969. The registration of 14 deaths was authorised as compared with 12 in 1970 and 22 in 1969.

Legitimacy Acts (N.I.), 1928 to 1961 Under these Acts an illegitimate child whose parents have married is, subject to certain conditions, legitimated, and the Registrar General is empowered to authorise the registration or re-registration of the birth. During 1971 the registration or re-registration of the births of 212 children was authorised, the comparative figures for 1970 and 1969 being 213 and 151 respectively.

Adoption Act (N.I.), 1967 Registers of children adopted under the provisions of the above Act and of the previous Adoption Acts of 1929 and 1950 are kept in the General Register Office, to which the adoption orders made by the Courts are transmitted. A certified copy of an entry in the Adopted Children Register is evidence of adoption, and is also evidence of the date of birth of the adopted child. The children whose adoptions were recorded in the Adopted Children Registers during 1971 numbered 393 whilst the figures for 1970 and 1969 were 554 and 514 respectively.

Searches and certificates The original records of live births, deaths, and marriages registered in Northern Ireland are, in general, in the custody of local registration officers, who issue annually therefrom many thousands of certificates. An indication of the extent to which Government Departments and the public have utilised the facilities for searching in the indexes and obtaining certificates from records in the General Register Office for

Northern Ireland (including the Adopted Children Register) is afforded by the following statement:

| YEAR | OFFICIAL | | PAID | | | | |
|-------|----------|--------------|----------|--------------|-------|---------------|--------------|
| | Searches | Certificates | Searches | Certificates | | Fees Received | |
| | | | | Full | Short | | |
| 1927 | 56 | 29 | 109 | 112 | — | £ 19 | s. d. 9 0 |
| 1937 | 94 | 88 | 363 | 290 | — | 55 | 2 0 |
| 1951 | 222 | 220 | 1,683 | 1,609 | 1,270 | 317 | 0 6 |
| *1957 | 319 | 305 | 2,278 | 2,498 | 1,855 | 702 | 12 0 |
| 1958 | 421 | 382 | 2,420 | 2,331 | 1,678 | 673 | 6 6 |
| 1959 | 536 | 521 | 2,405 | 2,256 | 1,638 | 657 | 1 6 |
| 1960 | 449 | 441 | 2,631 | 2,783 | 1,864 | 779 | 8 0 |
| 1961 | 382 | 375 | 2,884 | 2,944 | 1,907 | 826 | 17 0 |
| 1962 | 439 | 433 | 3,098 | 3,362 | 2,131 | 928 | 3 6 |
| 1963 | 462 | 450 | 2,979 | 3,505 | 2,377 | 955 | 13 0 |
| 1964 | 476 | 472 | 2,871 | 3,424 | 2,459 | 937 | 9 6 |
| 1965 | 498 | 493 | 3,198 | 3,682 | 2,663 | 1,017 | 7 0 |
| *1966 | 352 | 357 | 3,959 | 4,456 | 3,156 | 1,587 | 14 0 |
| 1967 | 281 | 273 | 3,992 | 4,499 | 3,137 | 1,730 | 0 6 |
| 1968 | 284 | 279 | 4,181 | 4,585 | 3,596 | 1,810 | 14 6 |
| 1969 | 218 | 210 | 4,539 | 4,722 | 3,165 | 1,832 | 17 0 |
| 1970 | 224 | 224 | 4,056 | 4,390 | 3,787 | 1,773 | 9 0 |
| 1971 | 294 | 286 | 3,977 | 4,306 | 3,455 | £ 1,712 | p .05 |

*Fees for certificates and searches were increased with effect from the 21st April, 1956 and the 1st April 1966.

Verifications Requests for the verification of particulars of events registered are received from Government Departments in connection with claims for pensions, etc. During the year the number of cases dealt with was 12,124 out of which 5,546 were checked from the records in the General Register Office and 6,578 events (where records were not available at that office) were referred to local registration officers.

ABSTRACTS
1971

ABSTRACT 1. Northern Ireland: Ages of the population according to the census of 1966.

| AGES | Northern Ireland | | | Belfast C.B. | | Londonderry C.B. | | Co. Antrim | | Co. Armagh | | Co. Down | | Co. Fermanagh | | Co. Londonderry | | Co. Tyrone | |
|-----------|------------------|---------|---------|--------------|---------|------------------|---------|------------|---------|------------|---------|----------|---------|---------------|---------|-----------------|---------|------------|---------|
| | Persons | Males | Females | Males | Females | Males | Females | Males | Females | Males | Females | Males | Females | Males | Females | Males | Females | Males | Females |
| 1-1 Yr. | 32,563 | 16,911 | 15,652 | 4,095 | 3,851 | 711 | 657 | 3,784 | 3,434 | 1,521 | 1,382 | 3,076 | 2,803 | 465 | 484 | 1,639 | 1,504 | 1,620 | 1,537 |
| 1-1 | 32,308 | 16,874 | 15,434 | 4,001 | 3,640 | 716 | 662 | 3,861 | 3,499 | 1,552 | 1,382 | 3,060 | 2,821 | 527 | 478 | 1,519 | 1,432 | 1,638 | 1,520 |
| 2-1 | 32,775 | 16,814 | 15,961 | 3,989 | 3,811 | 730 | 702 | 3,703 | 3,590 | 1,542 | 1,495 | 3,086 | 2,882 | 521 | 503 | 1,571 | 1,423 | 1,672 | 1,555 |
| 3-1 | 31,964 | 16,467 | 15,497 | 3,876 | 3,800 | 725 | 704 | 3,713 | 3,456 | 1,510 | 1,379 | 3,001 | 2,719 | 480 | 499 | 1,527 | 1,424 | 1,635 | 1,516 |
| 4-1 | 30,916 | 15,969 | 14,947 | 3,808 | 3,693 | 671 | 646 | 3,588 | 3,297 | 1,447 | 1,310 | 2,917 | 2,674 | 484 | 499 | 1,436 | 1,347 | 1,618 | 1,481 |
| 5-9 | 146,345 | 75,110 | 71,235 | 18,238 | 17,433 | 3,303 | 3,234 | 16,446 | 15,401 | 6,643 | 6,196 | 13,836 | 13,067 | 2,483 | 2,401 | 6,630 | 6,335 | 7,531 | 7,168 |
| 10-14 | 132,041 | 67,720 | 64,321 | 16,504 | 15,787 | 2,942 | 2,860 | 14,224 | 13,525 | 6,048 | 5,629 | 12,452 | 11,794 | 2,629 | 2,401 | 5,916 | 5,665 | 7,005 | 6,660 |
| 15-19 | 125,701 | 63,472 | 62,229 | 17,019 | 17,588 | 2,741 | 2,656 | 12,900 | 12,523 | 5,450 | 5,203 | 11,969 | 11,320 | 2,280 | 2,140 | 5,139 | 4,955 | 5,974 | 5,844 |
| 20-24 | 106,424 | 52,405 | 54,019 | 15,201 | 16,122 | 2,078 | 2,164 | 10,709 | 11,677 | 4,221 | 4,281 | 9,964 | 9,915 | 1,589 | 1,393 | 4,167 | 4,216 | 4,476 | 4,251 |
| 25-29 | 87,774 | 43,440 | 44,334 | 11,007 | 11,120 | 1,582 | 1,500 | 10,161 | 10,616 | 3,687 | 3,787 | 8,188 | 8,607 | 1,243 | 1,210 | 3,782 | 3,802 | 3,790 | 3,692 |
| 30-34 | 83,792 | 41,130 | 42,662 | 9,940 | 10,589 | 1,349 | 1,520 | 9,889 | 10,100 | 3,510 | 3,634 | 8,124 | 8,628 | 1,276 | 1,235 | 3,405 | 3,444 | 3,637 | 3,512 |
| 35-39 | 84,754 | 40,857 | 43,897 | 10,128 | 11,248 | 1,395 | 1,484 | 9,592 | 10,280 | 3,477 | 3,643 | 8,217 | 8,940 | 1,281 | 1,252 | 3,230 | 3,376 | 3,537 | 3,674 |
| 40-44 | 88,189 | 42,730 | 45,459 | 11,057 | 12,319 | 1,338 | 1,559 | 9,507 | 10,018 | 3,598 | 3,755 | 8,682 | 9,402 | 1,478 | 1,420 | 3,360 | 3,254 | 3,710 | 3,732 |
| 45-49 | 83,571 | 40,870 | 42,701 | 10,645 | 12,203 | 1,258 | 1,588 | 8,716 | 8,896 | 3,260 | 3,329 | 8,519 | 8,759 | 1,545 | 1,376 | 3,121 | 2,889 | 3,806 | 3,661 |
| 50-54 | 83,353 | 40,151 | 43,202 | 11,067 | 13,247 | 1,225 | 1,453 | 8,020 | 8,422 | 3,233 | 3,483 | 8,073 | 8,437 | 1,600 | 1,425 | 3,049 | 3,053 | 3,884 | 3,682 |
| 55-59 | 77,498 | 36,975 | 40,523 | 10,792 | 13,325 | 1,122 | 1,452 | 7,043 | 7,681 | 3,027 | 3,125 | 7,302 | 7,964 | 1,494 | 1,208 | 2,706 | 2,622 | 3,489 | 3,146 |
| 60-64 | 68,641 | 31,296 | 37,345 | 9,415 | 12,251 | 950 | 1,322 | 5,846 | 7,037 | 2,574 | 3,003 | 6,101 | 7,259 | 1,204 | 1,167 | 2,278 | 2,390 | 2,928 | 2,916 |
| 65-69 | 58,161 | 25,271 | 32,890 | 7,273 | 10,658 | 690 | 1,121 | 4,672 | 5,972 | 2,167 | 2,634 | 5,040 | 6,689 | 1,079 | 1,025 | 1,970 | 2,149 | 2,380 | 2,642 |
| 70-74 | 43,133 | 18,077 | 25,056 | 4,824 | 8,057 | 484 | 756 | 3,284 | 4,545 | 1,529 | 2,030 | 3,674 | 5,086 | 871 | 822 | 1,452 | 1,647 | 1,959 | 2,113 |
| 75-79 | 28,812 | 11,543 | 17,269 | 2,745 | 5,365 | 306 | 514 | 2,106 | 3,239 | 1,045 | 1,340 | 2,359 | 3,560 | 638 | 592 | 977 | 1,246 | 1,367 | 1,413 |
| 80-84 | 16,417 | 6,284 | 10,133 | 1,304 | 2,969 | 175 | 353 | 1,196 | 1,899 | 561 | 769 | 1,347 | 2,195 | 325 | 401 | 556 | 686 | 820 | 861 |
| 85-89 | 7,235 | 2,708 | 4,527 | 549 | 1,285 | 77 | 136 | 564 | 871 | 240 | 335 | 564 | 1,048 | 151 | 168 | 217 | 272 | 346 | 412 |
| 90-94 | 2,007 | 692 | 1,315 | 142 | 341 | 25 | 42 | 141 | 272 | 60 | 100 | 139 | 281 | 49 | 69 | 56 | 99 | 80 | 111 |
| 95 & over | 401 | 118 | 283 | 15 | 69 | 2 | 14 | 24 | 52 | 12 | 26 | 31 | 60 | 11 | 15 | 11 | 20 | 12 | 27 |
| ALL AGES | 1,484,775 | 723,884 | 760,891 | 187,634 | 210,771 | 26,595 | 29,099 | 153,689 | 160,302 | 61,914 | 63,250 | 139,721 | 146,910 | 25,703 | 24,183 | 59,714 | 59,250 | 68,914 | 67,126 |

ABSTRACT 2. Northern Ireland: Marriages by area and month of registration, 1971.

| AREA | Year | January | February | March | April | May | June | July | August | Sept- ember | Oct- ober | Nov- ember | Dec- ember |
|----------------------------|--------|---------|----------|-------|-------|-----|-------|-------|--------|----------------|--------------|---------------|---------------|
| NORTHERN IRELAND | 12,152 | 631 | 542 | 798 | 1,175 | 697 | 1,375 | 1,539 | 1,586 | 1,590 | 829 | 673 | 717 |
| BELFAST COUNTY BOROUGH | 3,394 | 181 | 141 | 303 | 314 | 193 | 362 | 412 | 381 | 462 | 228 | 186 | 231 |
| LONDONDERRY COUNTY BOROUGH | 582 | 42 | 21 | 15 | 78 | 42 | 87 | 47 | 77 | 79 | 33 | 36 | 25 |
| ANTRIM | 2,545 | 128 | 126 | 175 | 208 | 147 | 298 | 344 | 299 | 342 | 175 | 139 | 164 |
| ARMAGH | 1,021 | 51 | 42 | 52 | 93 | 53 | 112 | 143 | 162 | 131 | 65 | 64 | 53 |
| DOWN | 2,158 | 110 | 95 | 137 | 205 | 133 | 262 | 273 | 263 | 292 | 147 | 113 | 128 |
| FERMANAGH | 523 | 20 | 16 | 11 | 45 | 16 | 36 | 107 | 129 | 88 | 26 | 14 | 15 |
| LONDONDERRY* | 973 | 46 | 46 | 59 | 104 | 53 | 102 | 132 | 130 | 106 | 72 | 59 | 64 |
| TYRONE | 956 | 53 | 55 | 46 | 128 | 60 | 116 | 81 | 145 | 90 | 83 | 62 | 37 |

*Excluding County Borough.

ABSTRACT 3. Northern Ireland: Conjugal condition of persons contracting marriages, 1971.

| AREA | Rate per 1,000 popu- lation | Total | Marriages contracted between | | | | | | | | | Marriages of | |
|----------------------------|--------------------------------------|--------|------------------------------|-------------|-------------------|----------------|-------------|-------------------|------------------|--------|-------------------|-----------------|-------------------|
| | | | Bachelors and | | | Widowers and | | | Divorced Men and | | | Divorced men | Divorced women |
| | | | Spinsters ✓ | Widows ✓ | Divorced Women | Spinsters ✓ | Widows ✓ | Divorced Women | Spinsters ✓ | Widows | Divorced Women | | |
| NORTHERN IRELAND | 7.9 | 12,152 | 11,557 | 62 | 116 | 124 | 95 | 25 | 120 | 17 | 36 | 173 | 177 |
| BELFAST COUNTY BOROUGH | 9.4 | 3,394 | 3,141 | 24 | 51 | 45 | 35 | 12 | 63 | 7 | 16 | 86 | 79 |
| LONDONDERRY COUNTY BOROUGH | 11.2 | 582 | 564 | 1 | 6 | 5 | 1 | 1 | 4 | . | . | 4 | 7 |
| ANTRIM | 7.2 | 2,545 | 2,414 | 16 | 26 | 28 | 19 | 5 | 21 | 3 | 13 | 37 | 44 |
| ARMAGH | 7.6 | 1,021 | 990 | 3 | 5 | 7 | 6 | . | 8 | . | 2 | 10 | 7 |
| DOWN | 6.9 | 2,158 | 2,066 | 10 | 17 | 19 | 19 | 3 | 15 | 6 | 3 | 24 | 23 |
| FERMANAGH | 10.4 | 523 | 509 | 4 | 2 | 5 | 1 | . | 2 | . | . | 2 | 2 |
| LONDONDERRY* | 7.4 | 973 | 939 | 4 | 5 | 9 | 8 | 3 | 3 | 1 | 1 | 5 | 9 |
| TYRONE | 6.8 | 956 | 934 | . | 4 | 6 | 6 | 1 | 4 | . | 1 | 5 | 6 |

*Excluding County Borough.

ABSTRACT 4. Northern Ireland: Ages of men at marriage, 1971.

| AREA | Average age | All ages | 16— | 17— | Under 18 years | 18— | 19— | 20— | 21— | 25— | 30— | 35— | 40— | 45— | 50— | 55— | 60— | 65— | 70— | 75— | 80 and over |
|----------------------------|-------------|----------|-----|-----|----------------|-----|-----|-----|-------|-------|-----|-----|-----|-----|-----|-----|-----|-----|-----|-----|-------------|
| NORTHERN IRELAND | 25.68 | 12,152 | 10 | 63 | 73 | 308 | 557 | 966 | 5,291 | 3,058 | 845 | 378 | 202 | 158 | 92 | 74 | 66 | 36 | 33 | 8 | 7 |
| BELFAST COUNTY BOROUGH | 25.27 | 3,394 | 5 | 23 | 28 | 114 | 195 | 307 | 1,510 | 764 | 215 | 77 | 49 | 41 | 22 | 24 | 22 | 12 | 11 | 2 | 1 |
| LONDONDERRY COUNTY BOROUGH | 24.20 | 582 | 3 | 2 | 5 | 12 | 36 | 71 | 272 | 120 | 34 | 17 | 5 | 4 | 2 | 1 | 2 | . | 1 | . | . |
| ANTRIM | 25.56 | 2,545 | . | 17 | 17 | 67 | 127 | 218 | 1,106 | 619 | 183 | 61 | 51 | 33 | 15 | 16 | 16 | 8 | 5 | 2 | 1 |
| ARMAGH | 25.86 | 1,021 | . | 1 | 1 | 23 | 43 | 67 | 460 | 254 | 75 | 42 | 18 | 11 | 11 | 5 | 5 | 3 | 1 | 1 | 1 |
| DOWN | 26.14 | 2,158 | 2 | 10 | 12 | 53 | 74 | 140 | 937 | 589 | 147 | 72 | 32 | 35 | 21 | 18 | 8 | 5 | 10 | 2 | 3 |
| FERMANAGH | 27.09 | 523 | . | 1 | 1 | 9 | 9 | 26 | 204 | 162 | 46 | 28 | 16 | 7 | 5 | 5 | 3 | 1 | 1 | . | . |
| LONDONDERRY* | 25.70 | 973 | . | 6 | 6 | 14 | 43 | 70 | 410 | 283 | 63 | 37 | 10 | 15 | 6 | 3 | 7 | 6 | . | . | . |
| TYRONE | 26.31 | 956 | . | 3 | 3 | 16 | 30 | 67 | 392 | 267 | 82 | 44 | 21 | 12 | 10 | 2 | 3 | 1 | 4 | 1 | 1 |

* Excluding County Borough.

ABSTRACT 5. Northern Ireland: Ages of women at marriage, 1971.

| AREA | Average age | All ages | 16— | 17— | Under 18 years | 18— | 19— | 20— | 21— | 25— | 30— | 35— | 40— | 45— | 50— | 55— | 60— | 65— | 70— | 75— | 80 and over |
|----------------------------|-------------|----------|-----|-----|----------------|-----|-------|-------|-------|-------|-----|-----|-----|-----|-----|-----|-----|-----|-----|-----|-------------|
| NORTHERN IRELAND | 23.47 | 12,152 | 166 | 433 | 599 | 969 | 1,192 | 1,385 | 4,863 | 1,909 | 534 | 266 | 139 | 115 | 60 | 32 | 46 | 29 | 8 | 5 | 1 |
| BELFAST COUNTY BOROUGH | 23.22 | 3,394 | 52 | 154 | 206 | 291 | 396 | 421 | 1,302 | 462 | 109 | 71 | 41 | 29 | 24 | 9 | 14 | 13 | 4 | 2 | . |
| LONDONDERRY COUNTY BOROUGH | 22.51 | 582 | 8 | 21 | 29 | 55 | 65 | 86 | 219 | 91 | 19 | 7 | 5 | 3 | 1 | 2 | . | . | . | . | . |
| ANTRIM | 23.44 | 2,545 | 40 | 101 | 141 | 222 | 238 | 299 | 992 | 395 | 110 | 50 | 27 | 32 | 11 | 11 | 9 | 3 | 2 | 2 | 1 |
| ARMAGH | 23.80 | 1,021 | 10 | 33 | 43 | 76 | 86 | 100 | 436 | 161 | 53 | 29 | 13 | 12 | 5 | 2 | 2 | 3 | . | . | . |
| DOWN | 23.82 | 2,158 | 20 | 57 | 77 | 148 | 185 | 231 | 902 | 384 | 97 | 54 | 29 | 20 | 6 | 3 | 14 | 6 | 2 | . | . |
| FERMANAGH | 24.24 | 523 | 7 | 8 | 15 | 22 | 41 | 41 | 234 | 109 | 31 | 12 | 6 | 4 | 5 | . | 1 | 2 | . | . | . |
| LONDONDERRY* | 23.41 | 973 | 19 | 37 | 56 | 83 | 92 | 96 | 388 | 152 | 54 | 21 | 12 | 7 | 5 | 3 | 3 | 1 | . | . | . |
| TYRONE | 23.55 | 956 | 10 | 22 | 32 | 72 | 89 | 111 | 390 | 155 | 61 | 22 | 6 | 8 | 3 | 2 | 3 | 1 | . | 1 | . |

* Excluding County Borough.

ABSTRACT 6. Northern Ireland: Age and conjugal condition of persons married in the year 1971.

Men

| Age last birthday | All men | All bachelors | All widowers | All divorced men | Bachelors who married | | | Widowers who married | | | Divorced men who married | | |
|-------------------|---------------|---------------|--------------|------------------|-----------------------|-----------|----------------|----------------------|-----------|----------------|--------------------------|-----------|----------------|
| | | | | | Spinsters | Widows | Divorced women | Spinsters | Widows | Divorced women | Spinsters | Widows | Divorced women |
| All Ages | 12,152 | 11,735 | 244 | 173 | 11,557 | 62 | 116 | 124 | 95 | 25 | 120 | 17 | 36 |
| 16 | 10 | 10 | . | . | 10 | . | . | . | . | . | . | . | . |
| 17 | 63 | 63 | . | . | 63 | . | . | . | . | . | . | . | . |
| under 18 | 73 | 73 | . | . | 73 | . | . | . | . | . | . | . | . |
| 18 | 308 | 308 | . | . | 308 | . | 1 | . | . | . | . | . | . |
| 19 | 557 | 557 | . | . | 556 | . | 1 | . | . | . | . | . | . |
| 20 | 966 | 965 | 1 | . | 964 | . | 1 | . | . | 1 | . | . | . |
| under 21 | 1,904 | 1,903 | 1 | . | 1,901 | . | 2 | . | . | 1 | . | . | . |
| 21 | 1,314 | 1,313 | 1 | . | 1,312 | 1 | . | 1 | . | . | . | . | . |
| 22 | 1,345 | 1,344 | . | 1 | 1,336 | 2 | 6 | . | . | . | . | 1 | . |
| 23 | 1,335 | 1,332 | . | 3 | 1,329 | 1 | 2 | . | . | . | 2 | . | 1 |
| 24 | 1,297 | 1,293 | . | 4 | 1,287 | 1 | 5 | . | . | . | 4 | . | . |
| 21-24 | 5,291 | 5,282 | 1 | 8 | 5,264 | 5 | 13 | 1 | . | . | 6 | 1 | 1 |
| 25 | 959 | 958 | . | 1 | 950 | 1 | 7 | . | . | . | 1 | . | . |
| 26 | 718 | 714 | . | 4 | 707 | 1 | 6 | . | . | . | 4 | . | . |
| 27 | 598 | 590 | 2 | 6 | 582 | 1 | 7 | 2 | . | . | 6 | . | . |
| 28 | 462 | 452 | 2 | 8 | 447 | 1 | 4 | 2 | . | . | 8 | . | . |
| 29 | 321 | 317 | 1 | 3 | 309 | 1 | 7 | 1 | . | . | 2 | . | 1 |
| 25-29 | 3,058 | 3,031 | 5 | 22 | 2,995 | 5 | 31 | 5 | . | . | 21 | . | 1 |
| 30 | 289 | 276 | 5 | 8 | 265 | 3 | 8 | 4 | 1 | . | 7 | 1 | . |
| 31 | 182 | 177 | 1 | 4 | 171 | 2 | 4 | 1 | . | . | 3 | . | 1 |
| 32 | 137 | 128 | . | 9 | 121 | 3 | 4 | . | . | . | 7 | 1 | 1 |
| 33 | 123 | 115 | 4 | 4 | 102 | 2 | 11 | 4 | . | . | 4 | . | . |
| 34 | 114 | 100 | 3 | 11 | 92 | 2 | 6 | 3 | . | . | 10 | . | 1 |
| 30-34 | 845 | 796 | 13 | 36 | 751 | 12 | 33 | 12 | 1 | . | 31 | 2 | 3 |
| 35 | 111 | 94 | 4 | 13 | 90 | 2 | 2 | 3 | 1 | . | 13 | . | . |
| 36 | 79 | 71 | 1 | 7 | 69 | 2 | 2 | 1 | . | . | 3 | 1 | 3 |
| 37 | 70 | 61 | 2 | 7 | 56 | 3 | 2 | 2 | . | . | 3 | 1 | 3 |
| 38 | 63 | 49 | 3 | 11 | 47 | . | 2 | 1 | 1 | 1 | 5 | 1 | 5 |
| 39 | 55 | 50 | 2 | 3 | 44 | 1 | 5 | 1 | . | 1 | 2 | . | 1 |
| 35-39 | 378 | 325 | 12 | 41 | 306 | 6 | 13 | 8 | 2 | 2 | 26 | 3 | 12 |
| 40 | 51 | 43 | 3 | 5 | 37 | 3 | 3 | 1 | . | 2 | 4 | 1 | . |
| 41 | 51 | 40 | 3 | 8 | 37 | . | 3 | 3 | . | . | 4 | 1 | 3 |
| 42 | 44 | 32 | 5 | 7 | 30 | 1 | 1 | 5 | . | . | 2 | 2 | 3 |
| 43 | 32 | 23 | 2 | 7 | 18 | 3 | 2 | 2 | . | . | 3 | . | 4 |
| 44 | 24 | 18 | 3 | 3 | 18 | . | . | 3 | . | . | 2 | 1 | . |

| 40-44 | 202 | 156 | 16 | 30 | 140 | 7 | 9 | 14 | . | 2 | 15 | 5 | 10 |
|-------------|-----|-----|----|----|-----|---|---|----|----|---|----|---|----|
| 45 | 36 | 30 | 5 | 1 | 24 | 4 | 2 | 3 | 1 | 1 | . | . | 1 |
| 46 | 35 | 25 | 6 | 4 | 23 | 1 | 1 | 2 | 2 | 2 | 2 | 1 | 2 |
| 47 | 28 | 20 | 4 | 4 | 18 | 1 | 1 | 2 | 2 | . | 2 | 1 | 1 |
| 48 | 25 | 15 | 6 | 4 | 11 | 1 | 3 | 2 | 3 | 1 | 4 | . | . |
| 49 | 34 | 26 | 6 | 2 | 24 | 1 | 1 | 3 | 1 | 2 | 2 | . | . |
| 45-49 | 158 | 116 | 27 | 15 | 100 | 8 | 8 | 12 | 9 | 6 | 10 | 1 | 4 |
| 50 | 26 | 17 | 7 | 2 | 15 | 1 | 1 | 4 | 2 | 1 | 1 | . | 1 |
| 51 | 24 | 14 | 7 | 3 | 10 | 2 | 2 | 6 | 1 | . | 3 | . | . |
| 52 | 10 | 5 | 2 | 3 | 5 | . | . | 1 | 1 | . | 2 | . | 1 |
| 53 | 14 | 8 | 4 | 2 | 5 | 3 | . | 3 | 1 | . | 2 | . | . |
| 54 | 18 | 14 | 3 | 1 | 12 | 2 | . | 2 | . | 1 | . | 1 | . |
| 50-54 | 92 | 58 | 23 | 11 | 47 | 8 | 3 | 16 | 5 | 2 | 8 | 1 | 2 |
| 55 | 12 | 8 | 3 | 1 | 6 | 1 | 1 | 1 | 1 | 1 | . | . | 1 |
| 56 | 17 | 9 | 7 | 1 | 8 | 1 | . | 1 | 6 | . | . | 1 | . |
| 57 | 14 | 6 | 6 | 2 | 5 | 1 | . | 2 | 3 | 1 | 1 | 1 | . |
| 58 | 14 | 3 | 11 | . | 3 | . | . | 4 | 6 | 1 | . | . | . |
| 59 | 17 | 10 | 7 | . | 9 | . | 1 | 2 | 2 | 3 | . | . | . |
| 55-59 | 74 | 36 | 34 | 4 | 31 | 3 | 2 | 10 | 18 | 6 | 1 | 2 | 1 |
| 60 | 15 | 7 | 7 | 1 | 4 | 1 | 2 | 4 | 3 | . | . | . | 1 |
| 61 | 17 | 2 | 14 | 1 | 1 | 1 | . | 7 | 6 | 1 | 1 | . | . |
| 62 | 11 | 4 | 7 | . | 2 | 2 | . | 3 | 3 | 1 | . | . | . |
| 63 | 13 | 6 | 7 | . | 4 | 2 | . | 3 | 4 | . | . | . | . |
| 64 | 10 | 1 | 7 | 2 | . | 1 | . | 4 | 2 | 1 | 1 | 1 | . |
| 60-64 | 66 | 20 | 42 | 4 | 11 | 7 | 2 | 21 | 18 | 3 | 2 | 1 | 1 |
| 65 | 9 | 1 | 7 | 1 | 1 | . | . | 4 | 3 | . | . | . | 1 |
| 66 | 9 | 2 | 7 | . | 2 | . | . | 3 | 4 | . | . | . | . |
| 67 | 10 | 2 | 7 | 1 | 2 | . | . | 1 | 6 | . | . | 1 | . |
| 68 | 5 | . | 5 | . | . | . | . | 1 | 3 | 1 | . | . | . |
| 69 | 3 | . | 3 | . | . | . | . | . | 2 | 1 | . | . | . |
| 65-69 | 36 | 5 | 29 | 2 | 5 | . | . | 9 | 18 | 2 | . | 1 | 1 |
| 70 | 12 | 2 | 10 | . | 2 | . | . | 4 | 6 | . | . | . | . |
| 71 | 8 | 1 | 7 | . | . | 1 | . | 2 | 4 | 1 | . | . | . |
| 72 | 6 | . | 6 | . | . | . | . | 5 | 1 | . | . | . | . |
| 73 | 4 | 1 | 3 | . | 1 | . | . | . | 3 | . | . | . | . |
| 74 | 3 | . | 3 | . | . | . | . | . | 3 | . | . | . | . |
| 70-74 | 33 | 4 | 29 | . | 3 | 1 | . | 11 | 17 | 1 | . | . | . |
| 75 | 3 | 2 | 1 | . | 2 | . | . | . | 1 | . | . | . | . |
| 76 | 2 | . | 2 | . | . | . | . | . | 2 | . | . | . | . |
| 77 | 1 | . | 1 | . | . | . | . | 1 | . | . | . | . | . |
| 78 | 1 | . | 1 | . | . | . | . | . | 1 | . | . | . | . |
| 79 | 1 | . | 1 | . | . | . | . | 1 | . | . | . | . | . |
| 75-79 | 8 | 2 | 6 | . | 2 | . | . | 2 | 4 | . | . | . | . |
| 80 and over | 7 | 1 | 6 | . | 1 | . | . | 3 | 3 | . | . | . | . |

ABSTRACT 6 (continued). Northern Ireland: Age and conjugal condition of persons married in the year 1971.

Women

| Age last birthday | All women | All spinsters | All widows | All divorced women | Spinsters who married | | | Widows who married | | | Divorced women who married | | |
|-------------------|-----------|---------------|------------|--------------------|-----------------------|----------|--------------|--------------------|----------|--------------|----------------------------|----------|--------------|
| | | | | | Bachelors | Widowers | Divorced men | Bachelors | Widowers | Divorced men | Bachelors | Widowers | Divorced men |
| All Ages | 12,152 | 11,801 | 174 | 177 | 11,557 | 124 | 120 | 62 | 95 | 17 | 116 | 25 | 36 |
| 16 | 166 | 166 | . | . | 166 | . | . | . | . | . | . | . | . |
| 17 | 433 | 433 | . | . | 432 | . | 1 | . | . | . | . | . | . |
| under 18 | 599 | 599 | . | . | 598 | . | 1 | . | . | . | . | . | . |
| 18 | 969 | 968 | 1 | . | 965 | 1 | 2 | . | . | 1 | . | . | . |
| 19 | 1,192 | 1,192 | . | . | 1,188 | 2 | 2 | . | . | . | . | . | . |
| 20 | 1,385 | 1,384 | . | 1 | 1,375 | 3 | 6 | . | . | . | . | 1 | . |
| under 21 | 4,145 | 4,143 | 1 | 1 | 4,126 | 6 | 11 | . | . | 1 | . | 1 | . |
| 21 | 1,502 | 1,500 | 1 | 1 | 1,490 | 2 | 8 | 1 | . | . | 1 | . | . |
| 22 | 1,292 | 1,288 | 2 | 2 | 1,277 | 1 | 10 | 2 | . | . | 2 | . | . |
| 23 | 1,155 | 1,150 | . | 5 | 1,140 | 2 | 8 | . | . | . | 5 | . | . |
| 24 | 914 | 905 | 3 | 6 | 899 | . | 6 | 2 | . | 1 | 4 | . | 2 |
| 21-24 | 4,863 | 4,843 | 6 | 14 | 4,806 | 5 | 32 | 5 | . | 1 | 12 | . | 2 |
| 25 | 667 | 656 | 3 | 8 | 647 | 1 | 8 | 2 | 1 | . | 7 | . | 1 |
| 26 | 443 | 442 | 1 | . | 430 | 6 | 6 | 1 | . | . | . | . | . |
| 27 | 352 | 350 | 1 | 1 | 340 | 3 | 7 | 1 | . | . | 1 | . | . |
| 28 | 238 | 224 | 2 | 12 | 213 | 3 | 8 | 2 | . | . | 11 | 1 | . |
| 29 | 209 | 198 | 1 | 10 | 191 | 2 | 5 | 1 | . | . | 4 | . | 6 |
| 25-29 | 1,909 | 1,870 | 8 | 31 | 1,821 | 15 | 34 | 7 | 1 | . | 23 | 1 | 7 |
| 30 | 148 | 139 | 1 | 8 | 132 | 4 | 3 | 1 | . | . | 6 | 1 | 1 |
| 31 | 121 | 101 | 5 | 15 | 94 | 3 | 4 | 4 | . | 1 | 11 | 3 | 1 |
| 32 | 118 | 104 | 3 | 11 | 97 | 3 | 4 | 1 | 1 | 1 | 6 | 1 | 4 |
| 33 | 77 | 67 | 4 | 6 | 64 | 2 | 1 | 2 | 1 | 1 | 4 | . | 2 |
| 34 | 70 | 62 | 2 | 6 | 58 | 1 | 3 | 1 | . | 1 | 4 | 1 | 1 |
| 30-34 | 534 | 473 | 15 | 46 | 445 | 13 | 15 | 9 | 2 | 4 | 31 | 6 | 9 |
| 35 | 67 | 55 | 3 | 9 | 47 | 5 | 3 | 1 | 1 | 1 | 7 | 1 | 1 |
| 36 | 57 | 49 | 3 | 5 | 45 | 3 | 1 | 3 | . | . | 3 | . | 2 |
| 37 | 58 | 46 | 6 | 6 | 42 | 2 | 2 | 6 | . | . | 6 | . | . |
| 38 | 52 | 39 | 2 | 11 | 34 | 1 | 4 | 1 | . | 1 | 7 | . | 4 |
| 39 | 32 | 30 | 1 | 1 | 26 | 4 | . | 1 | . | . | 1 | . | . |
| 35-39 | 266 | 219 | 15 | 32 | 194 | 15 | 10 | 12 | 1 | 2 | 24 | 1 | 7 |
| 40 | 41 | 30 | 6 | 5 | 21 | 7 | 2 | 2 | 1 | 3 | 3 | 1 | 1 |
| 41 | 23 | 17 | 2 | 4 | 12 | 2 | 3 | 2 | . | . | 4 | . | . |
| 42 | 33 | 21 | 5 | 7 | 17 | 3 | 1 | 4 | 1 | . | 3 | 1 | 3 |
| 43 | 20 | 15 | 3 | 2 | 13 | 2 | . | . | 3 | . | 1 | . | 1 |
| 44 | 22 | 18 | 2 | 2 | 14 | 1 | 3 | . | 1 | 1 | 1 | . | 1 |

| 40-44 | 139 | 101 | 18 | 20 | 77 | 15 | 9 | 8 | 6 | 4 | 12 | 2 | 6 |
|-------------|-----|-----|----|----|----|----|---|----|----|---|----|---|---|
| 45 | 36 | 25 | 6 | 5 | 18 | 6 | 1 | 1 | 4 | 1 | 4 | 1 | 1 |
| 46 | 15 | 10 | 2 | 3 | 8 | 2 | . | 1 | 1 | . | 2 | . | . |
| 47 | 23 | 14 | 7 | 2 | 5 | 5 | 4 | 3 | 3 | 1 | 1 | 1 | . |
| 48 | 19 | 10 | 5 | 4 | 7 | 3 | . | 1 | 4 | . | 3 | 1 | . |
| 49 | 22 | 14 | 6 | 2 | 11 | 1 | 2 | 4 | 2 | . | . | 2 | . |
| 45-49 | 115 | 73 | 26 | 16 | 49 | 17 | 7 | 10 | 14 | 2 | 10 | 5 | 1 |
| 50 | 22 | 7 | 9 | 6 | 4 | 3 | . | 1 | 8 | . | 3 | 1 | 2 |
| 51 | 13 | 9 | 3 | 1 | 7 | 2 | . | 1 | 2 | . | . | 1 | . |
| 52 | 11 | 4 | 4 | 3 | 2 | 2 | . | 2 | 2 | . | . | 3 | . |
| 53 | 4 | 2 | 1 | 1 | 1 | 1 | . | . | 1 | . | . | 1 | . |
| 54 | 10 | 6 | 2 | 2 | 2 | 3 | 1 | 1 | 1 | . | . | . | 2 |
| 50-54 | 60 | 28 | 19 | 13 | 16 | 11 | 1 | 5 | 14 | . | 3 | 6 | 4 |
| 55 | 10 | 5 | 4 | 1 | 4 | 1 | . | . | 4 | . | . | 1 | . |
| 56 | 6 | 2 | 4 | . | . | 2 | . | 1 | 3 | . | . | . | . |
| 57 | 5 | 3 | 2 | . | 2 | 1 | . | 1 | . | 1 | . | . | . |
| 58 | 5 | 3 | 2 | . | 1 | 2 | . | . | 2 | . | . | . | . |
| 59 | 6 | 3 | 2 | 1 | . | 3 | . | 1 | 1 | . | 1 | . | . |
| 55-59 | 32 | 16 | 14 | 2 | 7 | 9 | . | 3 | 10 | 1 | 1 | 1 | . |
| 60 | 13 | 8 | 5 | . | 5 | 2 | 1 | . | 4 | 1 | . | . | . |
| 61 | 9 | 2 | 6 | 1 | 2 | . | . | . | 5 | 1 | . | 1 | . |
| 62 | 8 | 3 | 4 | 1 | 1 | 2 | . | 1 | 3 | . | . | 1 | . |
| 63 | 7 | 2 | 5 | . | 1 | 1 | . | . | 5 | . | . | . | . |
| 64 | 9 | 4 | 5 | . | 2 | 2 | . | . | 5 | . | . | . | . |
| 60-64 | 46 | 19 | 25 | 2 | 11 | 7 | 1 | 1 | 22 | 2 | . | 2 | . |
| 65 | 10 | 6 | 4 | . | 3 | 3 | . | . | 4 | . | . | . | . |
| 66 | 4 | . | 4 | . | . | . | . | . | 4 | . | . | . | . |
| 67 | 4 | 3 | 1 | . | . | 3 | . | 1 | . | . | . | . | . |
| 68 | 7 | 1 | 6 | . | 1 | . | . | . | 6 | . | . | . | . |
| 69 | 4 | 2 | 2 | . | 1 | 1 | . | . | 2 | . | . | . | . |
| 65-69 | 29 | 12 | 17 | . | 5 | 7 | . | 1 | 16 | . | . | . | . |
| 70 | 3 | 1 | 2 | . | . | 1 | . | 1 | 1 | . | . | . | . |
| 71 | 1 | . | 1 | . | . | . | . | . | 1 | . | . | . | . |
| 72 | 1 | . | 1 | . | . | . | . | . | 1 | . | . | . | . |
| 73 | 2 | 1 | 1 | . | . | 1 | . | . | 1 | . | . | . | . |
| 74 | 1 | 1 | . | . | . | 1 | . | . | . | . | . | . | . |
| 70-74 | 8 | 3 | 5 | . | . | 3 | . | 1 | 4 | . | . | . | . |
| 75 | 2 | . | 2 | . | . | . | . | . | 2 | . | . | . | . |
| 76 | 1 | . | 1 | . | . | . | . | . | 1 | . | . | . | . |
| 77 | 1 | . | 1 | . | . | . | . | . | 1 | . | . | . | . |
| 78 | . | . | 1 | . | . | . | . | . | . | . | . | . | . |
| 79 | 1 | . | 1 | . | . | . | . | . | 1 | . | . | . | . |
| 75-79 | 5 | . | 5 | . | . | . | . | . | 5 | . | . | . | . |
| 80 and over | 1 | 1 | . | . | . | 1 | . | . | . | . | . | . | . |

ABSTRACT 7. Northern Ireland: Ages in combination of men and women at marriage, 1971.

| | | AGES OF WIVES | | | | | | | | | | | | | | | | | | Total hus- bands | | |
|------------------|-----|---------------|-----|-----|-----|-------|-------|-------|-------|-----|-----|-----|-----|-----|-----|-----|-----|-----|------|------------------------|--------|----------------|
| | | Not stated | 16— | 17— | 18— | 19— | 20— | 21— | 25— | 30— | 35— | 40— | 45— | 50— | 55— | 60— | 65— | 70— | 75 — | | | 80 and over |
| AGES OF HUSBANDS | 16— | . | 2 | 4 | 3 | . | 1 | . | . | . | . | . | . | . | . | . | . | . | . | 10 | 16— | |
| | 17— | . | 13 | 18 | 14 | 10 | 3 | 5 | . | . | . | . | . | . | . | . | . | . | . | 63 | 17— | |
| | 18— | . | 29 | 58 | 102 | 61 | 28 | 25 | 4 | 1 | . | . | . | . | . | . | . | . | . | 308 | 18— | |
| | 19— | . | 37 | 76 | 145 | 144 | 81 | 67 | 7 | . | . | . | . | . | . | . | . | . | . | 557 | 19— | |
| | 20— | . | 34 | 87 | 184 | 206 | 180 | 253 | 22 | . | . | . | . | . | . | . | . | . | . | 966 | 20— | |
| | 21— | . | 41 | 169 | 427 | 619 | 818 | 2,740 | 437 | 35 | 5 | . | 2 | . | . | . | . | . | . | 5,291 | 21— | |
| | 25— | . | 8 | 14 | 85 | 132 | 235 | 1,475 | 933 | 145 | 27 | 2 | 1 | . | . | . | . | . | . | 3,058 | 25— | |
| | 30— | . | 2 | 7 | 6 | 18 | 25 | 228 | 334 | 151 | 60 | 12 | 1 | 1 | . | . | . | . | . | 845 | 30— | |
| | 35— | . | . | . | 2 | 1 | 11 | 45 | 122 | 99 | 62 | 23 | 12 | 1 | . | . | . | . | . | 378 | 35— | |
| | 40— | . | . | . | . | . | . | 17 | 28 | 58 | 53 | 28 | 15 | 3 | . | . | . | . | . | 202 | 40— | |
| | 45— | . | . | . | . | 1 | 1 | 6 | 14 | 26 | 30 | 36 | 31 | 11 | 1 | 1 | . | . | . | 158 | 45— | |
| | 50— | . | . | . | . | . | . | . | 5 | 13 | 16 | 26 | 23 | 6 | 2 | 1 | . | . | . | 92 | 50— | |
| 55— | . | . | . | 1 | . | . | 2 | 2 | 5 | 8 | 4 | 17 | 21 | 6 | 8 | . | . | . | 74 | 55— | | |
| 60— | . | . | . | . | . | 1 | . | 1 | . | 4 | 8 | 7 | 10 | 17 | 12 | 4 | 2 | . | 66 | 60— | | |
| 65— | . | . | . | . | . | . | . | . | . | 1 | . | 6 | 5 | 2 | 15 | 6 | 1 | . | 36 | 65— | | |
| 70— | . | . | . | . | . | 1 | . | . | . | . | . | 1 | 2 | 3 | 8 | 11 | 4 | 3 | 33 | 70— | | |
| 75— | . | . | . | . | . | . | . | . | . | . | . | . | . | . | . | 6 | 1 | 1 | 8 | 75— | | |
| 80 and over | . | . | . | . | . | . | . | . | 1 | . | . | . | . | 1 | 1 | 2 | . | 1 | 7 | 80 and over | | |
| Total wives | | . | 166 | 433 | 969 | 1,192 | 1,385 | 4,863 | 1,909 | 534 | 266 | 139 | 115 | 60 | 32 | 46 | 29 | 8 | 5 | 1 | 12,152 | |

ABSTRACT 8. Northern Ireland: Live births in each of the four quarters, 1971.

| AREA | PERSONS | | | | | MALES | | | | | FEMALES | | | | |
|----------------------------|---------|-------------------------------|-------|-------|-------|--------|-------------------------------|-------|-------|-------|---------|-------------------------------|-------|-------|-------|
| | Total | Quarter ended the last day of | | | | Total | Quarter ended the last day of | | | | Total | Quarter ended the last day of | | | |
| | | March | June | Sept. | Dec. | | March | June | Sept. | Dec. | | March | June | Sept. | Dec. |
| NORTHERN IRELAND | 31,765 | 8,295 | 8,207 | 8,050 | 7,213 | 16,504 | 4,261 | 4,323 | 4,220 | 3,700 | 15,261 | 4,034 | 3,884 | 3,830 | 3,513 |
| BELFAST COUNTY BOROUGH | 6,235 | 1,706 | 1,651 | 1,540 | 1,338 | 3,177 | 862 | 846 | 811 | 658 | 3,058 | 844 | 805 | 729 | 680 |
| LONDONDERRY COUNTY BOROUGH | 1,327 | 376 | 354 | 310 | 287 | 702 | 178 | 202 | 163 | 159 | 625 | 198 | 152 | 147 | 128 |
| ANTRIM | 7,696 | 2,029 | 1,957 | 1,876 | 1,834 | 4,063 | 1,072 | 1,024 | 1,001 | 966 | 3,633 | 957 | 933 | 875 | 868 |
| ARMAGH | 3,002 | 741 | 798 | 796 | 667 | 1,537 | 384 | 425 | 382 | 346 | 1,465 | 357 | 373 | 414 | 321 |
| DOWN | 5,961 | 1,546 | 1,540 | 1,550 | 1,325 | 3,127 | 802 | 818 | 820 | 687 | 2,834 | 744 | 722 | 730 | 638 |
| FERMANAGH | 1,026 | 241 | 276 | 266 | 243 | 545 | 121 | 158 | 135 | 131 | 481 | 120 | 118 | 131 | 112 |
| LONDONDERRY* | 3,274 | 853 | 809 | 852 | 760 | 1,676 | 442 | 412 | 439 | 383 | 1,598 | 411 | 397 | 413 | 377 |
| TYRONE | 3,244 | 803 | 822 | 860 | 759 | 1,677 | 400 | 438 | 469 | 370 | 1,567 | 403 | 384 | 391 | 389 |

*Excluding County Borough.

ABSTRACT 9. Northern Ireland: Deaths in each of the four quarters, 1971.

| AREA | PERSONS | | | | | MALES | | | | | FEMALES | | | | |
|----------------------------|---------|-------------------------------|-------|-------|-------|-------|-------------------------------|-------|-------|-------|---------|-------------------------------|-------|-------|-------|
| | Total | Quarter ended the last day of | | | | Total | Quarter ended the last day of | | | | Total | Quarter ended the last day of | | | |
| | | March | June | Sept. | Dec. | | March | June | Sept. | Dec. | | March | June | Sept. | Dec. |
| NORTHERN IRELAND | 16,202 | 4,475 | 4,062 | 3,558 | 4,107 | 8,593 | 2,365 | 2,173 | 1,875 | 2,180 | 7,609 | 2,110 | 1,889 | 1,683 | 1,927 |
| BELFAST COUNTY BOROUGH | 4,430 | 1,220 | 1,090 | 1,004 | 1,116 | 2,272 | 629 | 561 | 519 | 563 | 2,158 | 591 | 529 | 485 | 553 |
| LONDONDERRY COUNTY BOROUGH | 526 | 165 | 120 | 113 | 128 | 254 | 71 | 55 | 57 | 71 | 272 | 94 | 65 | 56 | 57 |
| ANTRIM | 3,152 | 822 | 830 | 675 | 825 | 1,692 | 458 | 450 | 350 | 434 | 1,460 | 364 | 380 | 325 | 391 |
| ARMAGH | 1,391 | 389 | 341 | 289 | 372 | 742 | 195 | 190 | 151 | 206 | 649 | 194 | 151 | 138 | 166 |
| DOWN | 3,365 | 972 | 818 | 744 | 831 | 1,768 | 505 | 445 | 383 | 435 | 1,597 | 467 | 373 | 361 | 396 |
| FERMANAGH | 610 | 160 | 166 | 133 | 151 | 353 | 93 | 90 | 79 | 91 | 257 | 67 | 76 | 54 | 60 |
| LONDONDERRY* | 1,220 | 325 | 300 | 278 | 317 | 663 | 178 | 158 | 153 | 174 | 557 | 147 | 142 | 125 | 143 |
| TYRONE | 1,508 | 422 | 397 | 322 | 367 | 849 | 236 | 224 | 183 | 206 | 659 | 186 | 173 | 139 | 161 |

*Excluding County Borough.

ABSTRACT 10. Northern Ireland: Still-births by sex, cause and period of gestation, 1971.

| Detailed List Nos. | CAUSE OF STILL-BIRTH | | PERIOD OF GESTATION (WEEKS) | | | | | | | | | | | | | | | | | | | |
|--------------------|--|--------|-----------------------------|-----------------|---------|---------|----------|---------|----------|----------|----------|----------|----------|----------|----------|----------|----------|---------|--------|--------|----|-------------------|
| | ALL CAUSES | | Total | Not stat- ed | 28 | 29 | 30 | 31 | 32 | 33 | 34 | 35 | 36 | 37 | 38 | 39 | 40 | 41 | 42 | 43 | 44 | 45 and over |
| | TOTALS | M F | 227 235 | . | 11 7 | 11 8 | 13 13 | 9 16 | 15 12 | 12 20 | 16 15 | 11 14 | 21 33 | 21 23 | 25 20 | 13 19 | 27 25 | 17 7 | 3 2 | 2 1 | . | . |
| 486 | Pneumoni | M F | 1 . | . | . | . | . | . | . | . | . | . | . | . | . | . | . | 1 . | . | . | . | . |
| 740 | Anencephalus | M F | 23 71 | . | 1 . | 1 2 | 1 6 | . 5 | . 6 | 1 9 | 1 7 | 5 6 | 3 10 | 7 9 | 1 4 | . 2 | . 5 | 2 . | . | . | . | . |
| 741.0 | Spina bifida with hydrocephalus | M F | 9 2 | . | . | . | . | . | . | 1 . | . | . | 3 . | . | 1 . | . 1 | 2 . | 1 . | 1 . | 1 . | . | . |
| 741.9 | Spina bifida without mention of hydro- cephalus | M F | 2 7 | . | . 1 | 2 . | . . | . . | . . | 1 . | . | . | . . | 2 1 | 1 . | . . | . . | . . | 1 . | . | . | . |
| 742 | Congenital hydrocephalus | M F | 5 5 | . | . | 1 . | 1 . | 1 1 | . . | . . | . | . | . . | 1 . | 1 1 | 1 1 | 1 1 | . . | . . | . . | . | . |
| 743 | Other congenital anomalies of nervous system | M F | . 2 | . | . | . | . | . . | . . | . . | 1 . | . | 1 . | . . | . . | . . | . . | . . | . . | . . | . | . |
| 746 | Congenital anomalies of circulatory system | M F | 1 . | . | . | . | . | . . | . . | . . | . . | . . | . . | . . | . . | . . | . . | 1 . | . | . | . | . |
| 753 | Congenital anomalies of genito-urinary system | M F | 1 . | . | . | . | . | . . | . . | . . | 1 . | . . | . . | . . | . . | . . | . . | . . | . . | . . | . | . |
| 756 | Congenital anomalies of musculos- keletal systems | M F | 2 . | . | . | . | . | . . | . . | 1 . | 1 . | . . | . . | . . | . . | . . | . . | . . | . . | . . | . | . |
| 758 | Other and unspecified anomalies | M F | 2 2 | . | . | . | . | . . | . . | . . | . . | . . | . . | 1 1 | . 1 | . 1 | . . | 1 . | . | . | . | . |
| 759 | Congenital syndromes affecting multiple systems | M F | 2 4 | . | . | . | . | . . | . . | . . | . . | . . | . . | 2 . | 1 . | . 1 | 1 1 | . . | . . | . . | . | . |
| 760 | Chronic circulatory and genito-urinary diseases in mother | M F | 2 3 | . | . | . | . | 1 1 | 1 1 | . . | . . | . . | . . | . . | . 1 | . . | . . | . . | . . | . . | . | . |
| 761 | Other maternal conditions unrelated to pregnancy | M F | 3 2 | . | . | . | . | . . | 1 . | . . | . . | 1 1 | 1 1 | . . | . . | . . | . . | 1 . | . | . | . | . |

| | | | | | | | | | | | | | | | | | | | | | | |
|-----|---|---|----|---|---|---|---|---|---|---|---|---|----|---|---|---|---|---|---|---|---|---|
| 762 | Toxaemia of pregnancy | M | 22 | . | . | 3 | 1 | 1 | 4 | . | 5 | . | 2 | . | 2 | 2 | 2 | . | . | . | . | . |
| | | F | 22 | . | . | 2 | 2 | 3 | 2 | 1 | 4 | . | 2 | 3 | 1 | . | 1 | . | . | . | . | . |
| 763 | Maternal ante—and intra partum | M | . | . | . | . | . | . | . | . | . | . | . | . | . | . | . | . | . | . | . | . |
| | infection | F | 1 | . | . | . | . | . | . | . | . | . | . | . | . | . | 1 | . | . | . | . | . |
| 766 | Difficult labour with malposition of | M | 3 | . | 1 | . | . | . | . | . | . | . | . | . | 1 | 1 | 1 | . | . | . | . | . |
| | foetus | F | 5 | . | . | . | . | . | . | . | . | . | 2 | 1 | . | 1 | 1 | . | . | . | . | . |
| 768 | Difficult labour with other unspecified | M | 2 | . | . | . | . | . | . | . | . | 1 | . | . | 1 | . | . | . | . | . | . | . |
| | complications | F | 1 | . | . | . | . | . | . | . | . | . | . | . | . | . | 1 | . | . | . | . | . |
| 769 | Other complications of pregnancy and | M | 8 | . | 3 | 1 | 1 | . | . | 2 | . | . | . | 1 | . | . | . | . | . | . | . | . |
| | childbirth | F | 10 | . | 3 | . | 1 | . | 1 | 1 | . | 1 | 2 | . | . | 1 | 1 | . | . | . | . | . |
| 770 | Conditions of placenta | M | 65 | . | 2 | 2 | 6 | 4 | 3 | 1 | 4 | 3 | 10 | 6 | 7 | 4 | 6 | 5 | 1 | 1 | . | . |
| | | F | 32 | . | 1 | . | . | 3 | 2 | 3 | 1 | 2 | 6 | 4 | 3 | 3 | 4 | . | . | . | . | . |
| 771 | Conditions of umbilical cord | M | 18 | . | . | . | . | . | . | 2 | 2 | . | 1 | 1 | . | 2 | 7 | 3 | . | . | . | . |
| | | F | 21 | . | . | . | . | . | . | 1 | . | . | 3 | 2 | 1 | 5 | 3 | 5 | 1 | . | . | . |
| 772 | Birth injury without mention of cause | M | 2 | . | . | . | . | . | . | . | . | . | . | . | 1 | 1 | . | . | . | . | . | . |
| | | F | . | . | . | . | . | . | . | . | . | . | . | . | . | . | . | . | . | . | . | . |
| 775 | Haemolytic disease of newborn without | M | 14 | . | 2 | 2 | 1 | 1 | 2 | 3 | 1 | 1 | . | 1 | . | . | . | . | . | . | . | . |
| | mention of kernicterus | F | 12 | . | 1 | 1 | 3 | 2 | . | . | 2 | 1 | 2 | . | . | . | . | . | . | . | . | . |
| 776 | Anoxic and hypoxic conditions not | M | 17 | . | . | . | . | 1 | 1 | . | 1 | . | 1 | . | 4 | . | 6 | 2 | 1 | . | . | . |
| | elsewhere classified | F | 9 | . | . | . | . | . | . | . | . | . | . | . | 3 | 1 | 4 | . | . | 1 | . | . |
| 777 | Immaturity, unqualified | M | 1 | . | . | 1 | . | . | . | . | . | . | . | . | . | . | . | . | . | . | . | . |
| | | F | 1 | . | . | . | . | . | . | 1 | . | . | . | . | . | . | . | . | . | . | . | . |
| 779 | Foetal death of unknown cause | M | 22 | . | 2 | . | 2 | . | 3 | 1 | . | . | 1 | 2 | 5 | 3 | 2 | 1 | . | . | . | . |
| | | F | 23 | . | 1 | 1 | 2 | . | 1 | 3 | . | 1 | 3 | 1 | 6 | 1 | 2 | 1 | . | . | . | . |

ABSTRACT 11. Northern Ireland: Births, still-births and deaths, by age and sex and by cause, in each administrative area, 1971, together with the census population, 1971 (preliminary figures).

| POPULATION, BIRTHS, STILL-BIRTHS AND DEATHS | | NORTHERN IRELAND | CO. ANTRIM | Ballycastle U.D. | Ballyclare U.D. | Ballymena M.B. | Ballymoney U.D. | Carrickfergus M.B. | Larne M.B. | Lisburn M.B. | New- townabbey U.D. | Portrush U.D. | Whitehead U.D. | Antrim R.D. | Ballycastle R.D. | Ballymena R.D. | Ballymoney R.D. | Larne R.D. | Lisburn R.D. |
|---|--------|--------------------|--------------------|------------------|-----------------|----------------|-----------------|--------------------|----------------|------------------|------------------------|----------------|----------------|------------------|------------------|------------------|------------------|------------------|------------------|
| Population, Census 1971 (preliminary figures) | M F | 750,476 777,117 | 174,230 178,319 | 1,297 1,598 | 2,514 2,630 | 7,872 8,615 | 1,727 2,030 | 7,462 7,700 | 8,967 9,275 | 13,466 13,939 | 28,655 29,253 | 2,169 2,580 | 1,209 1,409 | 19,834 19,385 | 4,245 3,830 | 17,059 17,058 | 11,079 10,822 | 11,330 11,487 | 35,345 36,708 |
| Live births, total . . . | M F | 16,504 15,261 | 4,063 3,633 | 44 20 | 52 51 | 163 157 | 39 30 | 217 197 | 193 189 | 379 310 | 721 656 | 49 53 | 19 21 | 438 391 | 77 83 | 428 401 | 234 204 | 212 176 | 798 694 |
| Illegitimate live births . . | M F | 600 607 | 147 142 | 2 2 | 3 3 | 5 15 | 3 3 | 4 8 | 8 7 | 15 15 | 17 23 | 4 1 | 1 | 22 19 | 6 3 | 16 12 | 13 10 | 7 7 | 22 13 |
| Still-births, total . . . | M F | 227 235 | 47 51 | . 1 | 1 1 | 1 1 | . 1 | 3 4 | 2 3 | 8 4 | 5 6 | 1 1 | . 1 | 6 4 | 2 2 | 2 5 | 3 5 | 4 2 | 9 13 |
| Illegitimate still-births . . | M F | 16 19 | 5 6 | . . | . . | . . | . . | . . | 1 . | . . | 1 . | . . | . . | 1 . | . . | . . | 1 2 | 1 . | 1 1 |
| Deaths, total . . . | M F | 8,593 7,609 | 1,692 1,460 | 19 18 | 29 29 | 87 67 | 27 20 | 89 63 | 75 73 | 121 109 | 237 201 | 32 36 | 15 18 | 162 159 | 81 31 | 164 153 | 103 105 | 117 117 | 334 261 |
| Ages at death— under 1 week . . . | M F | 220 195 | 57 37 | . 1 | . 1 | 3 4 | . . | 7 3 | 3 1 | 7 3 | 10 5 | 1 1 | 1 1 | 5 7 | . . | 5 3 | 3 2 | 2 2 | 10 4 |
| under 4 weeks . . . | M F | 281 224 | 70 41 | . . | . 1 | 4 5 | . . | 9 3 | 3 1 | 7 3 | 13 5 | 1 1 | 1 1 | 5 8 | 2 1 | 5 3 | 5 2 | 2 2 | 13 5 |
| 4 weeks—11 months . . | M F | 123 94 | 23 15 | 1 . | . . | 2 1 | . . | . . | 1 1 | 3 1 | 5 6 | . . | . . | 2 3 | . . | 1 2 | 3 . | 2 . | 3 1 |
| 1 year—14 years . . . | M F | 125 77 | 28 13 | . 1 | . . | 3 . | . . | 4 . | 1 . | 2 . | 3 2 | . 1 | . . | 2 1 | . . | 2 2 | 1 1 | 3 2 | 7 3 |
| 15 years—44 years . . | M F | 472 247 | 97 71 | . . | 3 1 | 7 4 | 2 . | 4 4 | 1 3 | 8 4 | 11 13 | 2 3 | 1 . | 13 7 | 3 2 | 3 4 | 7 8 | 3 5 | 29 13 |
| 45 years—64 years . . | M F | 2,139 1,225 | 449 239 | 8 1 | 8 4 | 28 9 | 4 1 | 21 10 | 24 16 | 37 22 | 59 30 | 12 7 | 4 3 | 29 24 | 17 10 | 41 20 | 27 21 | 28 20 | 102 41 |
| 65 years and over . . . | M | 5,453 5,742 | 1,025 1,081 | 10 16 | 18 23 | 43 48 | 21 19 | 51 46 | 45 52 | 64 79 | 146 145 | 17 24 | 9 14 | 111 116 | 59 18 | 112 122 | 60 73 | 79 88 | 180 198 |

| | | | | | | | | | | | | | | | | | | |
|---|-------|-------|----|----|----|----|----|----|-----|-----|----|----|-----|----|-----|-----|-----|-----|
| Deaths from— | | | | | | | | | | | | | | | | | | |
| Infective and parasitic diseases | 151 | 37 | 1 | 1 | 5 | 1 | 2 | 1 | 1 | 8 | . | 1 | 6 | 2 | 1 | 2 | 2 | 3 |
| Neoplasms (a) Cancer* | 2,758 | 532 | 6 | 11 | 27 | 7 | 29 | 20 | 29 | 99 | 8 | 5 | 48 | 16 | 47 | 28 | 38 | 114 |
| (b) Other neoplasms | 145 | 43 | 2 | . | 4 | . | 2 | 3 | 5 | 4 | . | . | 4 | . | 7 | 2 | 2 | 8 |
| Endocrine, nutritional and metabolic diseases | 199 | 32 | . | 1 | 2 | 2 | . | 2 | 5 | 5 | 1 | . | 1 | 1 | 1 | 3 | 4 | 4 |
| Diseases of blood and blood-forming organs | 59 | 14 | 1 | . | . | . | . | . | 2 | . | 1 | . | 4 | . | . | 1 | 1 | 4 |
| Mental disorders | 39 | 9 | . | 1 | 1 | . | . | . | 1 | 4 | . | . | 1 | . | . | . | 1 | . |
| Diseases of the nervous system and sense organs | 213 | 43 | . | 1 | 2 | . | 2 | 2 | 6 | 6 | . | . | 5 | 1 | 2 | 3 | 2 | 11 |
| Diseases of the circulatory system | 8,917 | 1,764 | 21 | 32 | 81 | 25 | 82 | 95 | 122 | 202 | 42 | 16 | 199 | 69 | 211 | 128 | 128 | 311 |
| Diseases of the respiratory system | 1,756 | 288 | 4 | 4 | 10 | 7 | 17 | 13 | 26 | 50 | 2 | 6 | 16 | 10 | 15 | 13 | 28 | 67 |
| Diseases of the digestive system | 329 | 67 | . | 5 | 1 | 1 | 1 | 4 | 8 | 10 | 2 | . | 8 | 2 | 5 | 4 | 7 | 9 |
| Diseases of the genito-urinary system | 230 | 36 | 2 | . | 1 | 1 | 2 | 1 | 1 | 1 | 4 | . | 5 | 1 | 3 | 4 | 3 | 7 |
| Complications of pregnancy, childbirth and the puerperium | 6 | . | . | . | . | . | . | . | . | . | . | . | . | . | . | . | . | . |
| Diseases of the skin and subcutaneous tissue | 8 | 1 | . | . | . | . | . | . | . | 1 | . | . | . | . | . | . | . | . |
| Disease of the musculoskeletal system and connective tissue | 59 | 9 | . | . | 1 | . | . | . | 2 | 4 | 1 | . | 1 | . | . | . | . | . |
| Congenital anomalies | 237 | 48 | . | . | 8 | . | 3 | . | 3 | 10 | 1 | . | 3 | 2 | 5 | 4 | 2 | 7 |
| Certain causes of perinatal morbidity and mortality | 320 | 69 | . | 1 | 2 | . | 7 | 4 | 8 | 11 | 1 | 2 | 9 | . | 6 | 4 | 3 | 11 |
| Symptoms and ill-defined conditions | 37 | 10 | . | . | 1 | . | . | 1 | . | . | 1 | . | . | 1 | 3 | 1 | . | 2 |
| Accidents, poisonings and violence (external cause) | 739 | 150 | . | 1 | 8 | 3 | 5 | 2 | 11 | 23 | 4 | 3 | 11 | 7 | 11 | 11 | 13 | 37 |

*See definition on page 8

ABSTRACT 11 (continued). Northern Ireland: Births, still-births and deaths, by age and sex and by cause, in each administrative area, 1971, together with the census population, 1971 (preliminary figures).

| POPULATION, BIRTHS, STILL-BIRTHS AND DEATHS | | Co. ARMAGH | Armagh U.D. | Craigavon U.D. | Keady U.D. | Lurgan M.B. | Portadown M.B. | Tandragee U.D. | Armagh R.D. | Newry No. 2 R.D. | Tandragee R.D. | Co. TYRONE | Cooktown U.D. | Dungannon U.D. | Omagh U.D. | Strabane U.D. | Castlederg R.D. | Clogher R.D. | Cooktown R.D. | Dungannon R.D. | Omagh R.D. | Strabane R.D. |
|---|--------|------------------|----------------|----------------|----------------|------------------|------------------|----------------|------------------|------------------|----------------|------------------|----------------|----------------|----------------|----------------|-----------------|----------------|----------------|------------------|------------------|----------------|
| | | | | | | | | | | | | | | | | | | | | | | |
| Population Census 1971 (preliminary figures) | M F | 66,645 66,551 | 6,318 5,979 | 6,287 6,307 | 1,045 1,082 | 11,722 12,333 | 10,579 11,327 | 846 876 | 13,694 13,049 | 14,689 14,137 | 1,465 1,461 | 70,692 68,283 | 3,190 3,483 | 3,669 3,866 | 5,962 5,991 | 4,477 4,848 | 4,285 4,053 | 4,993 4,561 | 7,418 6,988 | 13,320 12,722 | 14,641 13,357 | 8,737 8,414 |
| Live births, total . . . | M F | 1,537 1,465 | 117 139 | 183 168 | 32 26 | 311 261 | 224 222 | 17 21 | 261 239 | 367 357 | 25 32 | 1,677 1,567 | 80 87 | 93 68 | 172 155 | 129 142 | 101 80 | 92 92 | 190 157 | 297 301 | 314 297 | 209 188 |
| Illegitimate live births . . | M F | 33 30 | 3 5 | 11 5 | . . | 6 1 | 6 5 | . . | 3 5 | 4 7 | . 2 | 53 51 | 3 2 | 1 1 | . 2 | 1 4 | 4 1 | 7 4 | 2 1 | 12 11 | 19 17 | 4 8 |
| Still-births, total . . . | M F | 30 13 | 3 1 | 1 3 | . . | 9 2 | 6 1 | . . | 6 2 | 5 2 | . . | 25 21 | 1 . | 3 2 | 3 3 | 3 3 | 3 2 | . 2 | 2 2 | 3 1 | 3 4 | 4 2 |
| Illegitimate still-births . . | M F | 3 1 | 1 . | 1 . | . . | . . | . . | . . | 1 1 | . . | . . | . . | . . | . . | . . | . . | . . | . . | . . | . . | . . | . . |
| Deaths, total . . . | M F | 742 649 | 63 58 | 73 58 | 16 11 | 100 111 | 117 97 | 8 11 | 179 128 | 167 155 | 19 20 | 849 659 | 36 35 | 36 29 | 55 46 | 42 48 | 56 53 | 63 52 | 98 51 | 142 121 | 210 145 | 111 79 |
| Ages at Death— | | | | | | | | | | | | | | | | | | | | | | |
| under 1 week . . . | M F | 19 18 | 1 2 | 4 3 | 1 1 | 5 3 | 2 2 | . . | 4 4 | 2 2 | . 1 | 25 29 | 2 . | 1 . | 3 4 | . 4 | 2 5 | . . | 4 2 | 3 4 | 8 7 | 2 3 |
| under 4 weeks . . . | M F | 27 23 | 1 2 | 5 4 | 1 1 | 5 4 | 5 3 | . . | 4 4 | 6 4 | . 1 | 28 31 | 3 . | 1 1 | 3 4 | . 4 | 2 5 | 1 . | 4 2 | 3 4 | 9 8 | 2 3 |
| 4 weeks—11 months . . | M F | 16 8 | 1 1 | 2 . | 1 . | 3 2 | 3 . | . . | 1 . | 5 5 | . . | 11 11 | . 1 | . 1 | 2 2 | . 2 | 2 1 | 1 . | . 1 | 2 1 | 2 1 | 2 1 |
| 1 year—14 years . . . | M F | 16 7 | 1 1 | 2 . | 1 . | 3 1 | 3 . | . . | 3 4 | 3 1 | . . | 10 6 | . . | 1 1 | 1 1 | 1 1 | 1 . | . . | 1 . | 1 . | 2 1 | 2 2 |
| 15 years—44 years . . . | M F | 37 26 | 7 3 | 4 1 | . . | 5 2 | 3 4 | 2 . | 5 5 | 10 10 | 1 1 | 44 17 | 1 . | 3 . | 1 1 | 5 3 | 3 1 | 2 . | 5 2 | 10 5 | 9 . | 5 5 |
| 45 years—64 years . . . | M F | 182 94 | 11 10 | 21 6 | 3 2 | 28 12 | 39 16 | 4 1 | 36 26 | 35 18 | 5 3 | 169 111 | 6 5 | 8 6 | 13 9 | 10 6 | 7 9 | 16 9 | 15 7 | 26 24 | 45 20 | 23 16 |
| 65 years and over . . . | M F | 464 491 | 42 41 | 39 47 | 10 8 | 56 90 | 64 74 | 2 10 | 130 89 | 108 117 | 13 15 | 587 483 | 26 29 | 23 20 | 35 29 | 26 32 | 41 37 | 43 43 | 73 39 | 100 87 | 143 115 | 77 52 |

| | | | | | | | | | | | | | | | | | | | | | |
|--|-----|----|----|----|-----|-----|---|-----|-----|----|-----|----|----|----|----|----|----|----|-----|-----|-----|
| Deaths from— | | | | | | | | | | | | | | | | | | | | | |
| Infective and parasitic diseases | 21 | 1 | 3 | 1 | 3 | 3 | . | 2 | 8 | . | 9 | 1 | . | . | 1 | . | . | 1 | 2 | 3 | 1 |
| Neoplasms (a) Cancer* | 198 | 14 | 21 | 2 | 35 | 35 | 6 | 37 | 40 | 8 | 200 | 15 | 8 | 15 | 7 | 19 | 15 | 23 | 37 | 32 | 29 |
| (b) Other neoplasms | 15 | 2 | . | 1 | 3 | 3 | . | 3 | 2 | 1 | 10 | 1 | 1 | 1 | . | . | 1 | . | 2 | 2 | 2 |
| Endocrine, nutritional and metabolic diseases | 22 | 1 | . | . | 3 | 6 | . | 3 | 9 | . | 14 | 1 | . | 1 | 1 | 2 | 1 | 1 | 3 | 2 | 2 |
| Diseases of blood and blood-forming organs | 4 | . | . | . | 1 | . | 1 | . | . | 2 | 5 | 1 | . | . | . | . | 1 | . | 2 | . | 1 |
| Mental disorders | 3 | . | . | . | 1 | . | . | 2 | . | . | 1 | . | . | . | . | . | . | 1 | . | . | . |
| Diseases of the nervous system and sense organs | 14 | 1 | 2 | 1 | 2 | 1 | . | 1 | 3 | 3 | 18 | 1 | 2 | 1 | . | 2 | 1 | 1 | 3 | 4 | 3 |
| Diseases of the circulatory system | 807 | 76 | 76 | 15 | 109 | 116 | 8 | 191 | 193 | 23 | 874 | 38 | 35 | 51 | 53 | 58 | 74 | 90 | 147 | 226 | 102 |
| Diseases of the respiratory system | 131 | 13 | 10 | 3 | 22 | 30 | 3 | 25 | 25 | . | 183 | 6 | 7 | 14 | 12 | 13 | 16 | 12 | 32 | 43 | 28 |
| Diseases of the digestive system | 32 | 2 | 2 | . | 3 | 5 | . | 11 | 9 | . | 26 | . | 4 | 1 | 4 | 2 | 1 | 2 | 4 | 4 | 4 |
| Diseases of the genito-urinary system | 22 | 2 | 4 | 1 | 4 | 4 | . | 4 | 3 | . | 27 | 1 | 1 | 3 | 3 | 1 | 2 | 2 | 6 | 4 | 4 |
| Complications of pregnancy, childbirth and the puerperium | 1 | . | . | . | 1 | . | . | . | . | . | 1 | . | . | . | 1 | . | . | . | . | . | . |
| Diseases of the skin and subcutaneous tissue | 2 | . | 1 | . | . | . | . | 1 | . | . | . | . | . | . | . | . | . | . | . | . | . |
| Diseases of the musculoskeletal system and connective tissue | 5 | . | . | . | 1 | . | . | 2 | 2 | . | 10 | . | 1 | 2 | . | . | . | 2 | 3 | 2 | . |
| Congenital anomalies | 29 | 4 | 4 | . | 6 | 4 | . | 2 | 9 | . | 21 | 1 | 1 | 2 | 3 | . | 1 | 2 | 2 | 5 | 4 |
| Certain causes of perinatal morbidity and mortality | 24 | 1 | 4 | 2 | 5 | 2 | . | 7 | 2 | 1 | 41 | 2 | 1 | 5 | 2 | 7 | 1 | 3 | 6 | 11 | 3 |
| Symptoms and ill-defined conditions | 5 | 1 | . | . | 1 | 1 | . | . | 2 | . | 5 | . | . | . | . | 2 | . | . | 1 | 1 | 1 |
| Accidents, poisonings and violence (external cause) | 56 | 3 | 4 | 1 | 11 | 4 | 1 | 16 | 15 | 1 | 63 | 3 | 4 | 5 | 3 | 3 | 1 | 9 | 13 | 16 | 6 |

*See definition on page 8.

ABSTRACT 11 (continued). Northern Ireland: Births, still-births and deaths, by age and sex and by cause, in each administrative area, 1971, together with the census population, 1971 (preliminary figures).

99

| POPULATION, BIRTHS, STILL-BIRTHS AND DEATHS | | Co. Down | Banbridge U.D. | Bangor M.B. | Donaghadee U.D. | Downpatrick U.D. | Dromore U.D. | Holywood U.D. | Kilkeel U.D. | Newcastle U.D. | Newry U.D. | Newtownards M.B. | Warrenpoint U.D. | Banbridge R.D. | Castlereagh R.D. | East Down R.D. | Hillsborough R.D. | Molra R.D. | Newry No. 1 R.D. | North Down R.D. | South Down R.D. |
|---|---|----------|----------------|-------------|-----------------|------------------|--------------|---------------|--------------|----------------|------------|------------------|------------------|----------------|------------------|----------------|-------------------|------------|------------------|-----------------|-----------------|
| Population, Census 1971 | M | 151,564 | 3,245 | 16,351 | 1,744 | 3,642 | 1,109 | 3,770 | 1,385 | 2,083 | 5,347 | 7,300 | 2,084 | 9,517 | 26,159 | 15,581 | 17,039 | 4,605 | 7,588 | 16,237 | 6,778 |
| (preliminary figures) | F | 159,053 | 3,619 | 18,827 | 1,943 | 3,761 | 1,194 | 4,210 | 1,499 | 2,538 | 6,046 | 8,087 | 2,194 | 9,279 | 27,301 | 15,077 | 18,004 | 4,617 | 7,697 | 16,350 | 6,810 |
| Live births, total | M | 3,127 | 58 | 362 | 35 | 86 | 23 | 106 | 53 | 48 | 188 | 171 | 67 | 133 | 389 | 386 | 346 | 72 | 177 | 296 | 131 |
| | F | 2,834 | 64 | 299 | 31 | 91 | 29 | 101 | 53 | 46 | 163 | 159 | 60 | 157 | 332 | 289 | 325 | 79 | 168 | 282 | 106 |
| Illegitimate live births | M | 90 | 3 | 16 | . | 2 | . | 1 | 5 | 5 | 8 | 7 | . | 5 | 11 | 10 | 7 | 3 | 2 | 4 | 1 |
| | F | 85 | 3 | 6 | 2 | 3 | 1 | 6 | 2 | . | 12 | 10 | . | 10 | 6 | 7 | 6 | 3 | . | 5 | 3 |
| Still-births, total | M | 38 | 1 | 7 | . | . | . | 1 | 1 | 3 | 1 | 1 | 1 | 1 | 1 | 4 | 5 | 2 | 1 | 8 | . |
| | F | 49 | . | 3 | 2 | . | . | . | . | 1 | 4 | 2 | 1 | 3 | 6 | 6 | 6 | 3 | 3 | 5 | 4 |
| Illegitimate still-births | M | . | . | . | . | . | . | . | . | . | . | . | . | 2 | . | 2 | 1 | . | . | 1 | . |
| | F | 7 | . | . | . | . | . | . | . | 1 | . | . | . | . | . | . | . | . | . | . | . |
| Deaths, total | M | 1,768 | 52 | 230 | 35 | 37 | 12 | 53 | 23 | 29 | 88 | 78 | 46 | 119 | 171 | 211 | 144 | 48 | 101 | 207 | 84 |
| | F | 1,597 | 52 | 253 | 36 | 24 | 10 | 68 | 17 | 34 | 74 | 74 | 32 | 118 | 169 | 147 | 144 | 41 | 62 | 171 | 71 |
| Ages at death— | | | | | | | | | | | | | | | | | | | | | |
| Under 1 week | M | 38 | 1 | 5 | . | . | . | 1 | . | 3 | 2 | 1 | 1 | 3 | 4 | 2 | 5 | . | 1 | 6 | 3 |
| | F | 47 | . | 7 | 4 | . | 1 | 2 | . | 1 | 1 | 3 | 2 | 1 | 4 | 3 | 8 | . | 4 | 3 | 3 |
| under 4 weeks | M | 51 | 1 | 9 | . | . | . | 1 | . | 3 | 3 | 2 | 1 | 3 | 5 | 4 | 6 | . | 1 | 6 | 6 |
| | F | 53 | . | 7 | 4 | . | 1 | 3 | . | 1 | 1 | 3 | 2 | 2 | 5 | 3 | 9 | . | 5 | 3 | 4 |
| 4 weeks—11 months | M | 22 | 1 | 3 | 1 | 1 | . | . | . | 2 | 1 | 1 | 1 | . | 4 | 3 | 2 | 1 | 1 | 2 | . |
| | F | 20 | 1 | 1 | 1 | 1 | 1 | . | . | . | 3 | . | . | 2 | 3 | 1 | 2 | 1 | 1 | 1 | 2 |
| 1 year—14 years | M | 21 | 2 | 2 | . | 1 | . | . | . | 1 | 1 | 1 | . | 2 | 6 | 2 | 1 | . | 1 | 1 | 2 |
| | F | 18 | 1 | 2 | 1 | . | . | 1 | . | . | 2 | 1 | . | 2 | 2 | 1 | 2 | 2 | . | . | 1 |
| 15 years—44 years | M | 100 | 2 | 14 | 2 | 1 | 2 | 2 | 1 | . | 4 | 1 | 1 | 10 | 15 | 17 | 7 | 3 | 8 | 9 | 1 |
| | F | 41 | 1 | 10 | 1 | . | . | 3 | 2 | . | 2 | 2 | 1 | 1 | 4 | 4 | 6 | 1 | 2 | 1 | . |
| 45 years—64 years | M | 428 | 11 | 46 | 10 | 13 | 4 | 11 | 5 | 5 | 31 | 19 | 8 | 26 | 57 | 51 | 31 | 5 | 23 | 56 | 16 |
| | F | 267 | 6 | 38 | 6 | 6 | 3 | 11 | 3 | 3 | 11 | 19 | 4 | 23 | 36 | 16 | 22 | 3 | 10 | 29 | 18 |
| 65 years and over | M | 1,146 | 36 | 156 | 22 | 21 | 6 | 39 | 17 | 18 | 48 | 54 | 35 | 80 | 84 | 134 | 97 | 40 | 67 | 133 | 59 |
| | F | 1,198 | 43 | 195 | 24 | 17 | 5 | 50 | 12 | 30 | 55 | 49 | 25 | 88 | 119 | 122 | 103 | 34 | 44 | 137 | 46 |

| | | | | | | | | | | | | | | | | | | | | |
|--|-------|----|-----|----|----|----|----|----|----|-----|----|----|-----|-----|-----|-----|----|-----|-----|----|
| Deaths from— | | | | | | | | | | | | | | | | | | | | |
| Infective and parasitic diseases | 22 | 2 | 3 | . | 1 | . | 1 | . | . | 2 | . | . | 4 | 1 | 1 | 2 | . | 1 | 3 | 1 |
| Neoplasms (a) Cancer* | 578 | 19 | 82 | 14 | 8 | 4 | 24 | 6 | 12 | 20 | 25 | 10 | 35 | 71 | 62 | 57 | 16 | 23 | 67 | 23 |
| (b) Other neoplasms | 25 | . | 4 | 1 | 1 | 1 | 3 | . | . | . | 1 | . | 3 | 2 | 3 | 1 | . | . | 3 | 2 |
| Endocrine, nutritional and metabolic diseases | 34 | . | 4 | . | . | 1 | 1 | . | 1 | 1 | 1 | . | 5 | 5 | 4 | 3 | 4 | 1 | 2 | 1 |
| Diseases of blood and blood-forming organs | 11 | . | 2 | . | . | . | . | 1 | . | 1 | 1 | . | 1 | . | 1 | 1 | 1 | . | 2 | . |
| Mental disorders | 7 | . | 2 | . | . | . | . | . | . | . | . | . | . | 2 | . | 1 | . | . | . | 2 |
| Diseases of the nervous system and sense organs | 57 | 2 | 10 | 2 | . | . | . | . | 1 | 2 | 2 | 2 | 5 | 5 | 5 | 8 | 1 | 4 | 6 | 2 |
| Diseases of the circulatory system | 1,908 | 56 | 279 | 38 | 38 | 11 | 69 | 25 | 34 | 100 | 85 | 50 | 129 | 171 | 216 | 150 | 49 | 104 | 216 | 88 |
| Diseases of the respiratory system | 333 | 10 | 43 | 6 | 7 | 2 | 7 | 2 | 7 | 17 | 16 | 7 | 26 | 43 | 32 | 29 | 9 | 10 | 44 | 16 |
| Diseases of the digestive system | 66 | 2 | 12 | 2 | 1 | . | 5 | . | 1 | 4 | 2 | 1 | 3 | 8 | 10 | 4 | . | 2 | 8 | 1 |
| Diseases of the genito-urinary system | 50 | 2 | 4 | 1 | . | 1 | . | 2 | 2 | 2 | 4 | . | 6 | 2 | 3 | 3 | 1 | 3 | 10 | 4 |
| Complications of pregnancy, childbirth and the puerperium | 1 | . | 1 | . | . | . | . | . | . | . | . | . | . | . | . | . | . | . | . | . |
| Diseases of the skin and subcutaneous tissue | . | . | . | . | . | . | . | . | . | . | . | . | . | . | . | . | . | . | . | . |
| Diseases of the musculoskeletal system and connective tissue | 11 | . | 1 | . | . | . | 1 | . | 1 | . | 2 | 1 | . | 2 | 1 | 1 | . | . | 1 | . |
| Congenital anomalies | 56 | 3 | 6 | 2 | 1 | . | 2 | . | . | 3 | 5 | . | 4 | 5 | 5 | 9 | 4 | 2 | 2 | 3 |
| Certain causes of perinatal morbidity and mortality | 72 | . | 11 | 3 | . | 1 | 3 | . | 4 | 3 | 3 | 3 | 1 | 8 | 4 | 10 | . | 5 | 6 | 7 |
| Symptoms and ill-defined conditions | 7 | 3 | 2 | . | . | . | . | . | . | . | . | . | . | . | . | . | . | 1 | 1 | . |
| Accidents, poisonings and violence (external cause) | 127 | 5 | 17 | 2 | 4 | 1 | 5 | 4 | . | 7 | 5 | 4 | 15 | 15 | 11 | 9 | 4 | 7 | 7 | 5 |

*See definition on page 8

ABSTRACT 11 (continued). Northern Ireland: Births, still-births and deaths, by age and sex and by cause, in each administrative area, 1971, together with the census population, 1971 (preliminary figures).

89

| POPULATION, BIRTHS, STILL-BIRTHS AND DEATHS | | | Co. FERMAGH | Enniskillen M.B. | Enniskillen R.D. | Irvinestown R.D. | Linaskea R.D. | Co. LONDONDERRY | Coleraine M.B. | Limavady U.D. | Londonderry U.D.† | Portstewart U.D. | Coleraine R.D. | Limavady R.D. | Magherafelt R.D. | LONDONDERRY C.B. | BELFAST C.B. |
|---|---|---|------------------|------------------|------------------|------------------|----------------|------------------|----------------|----------------|-------------------|------------------|----------------|-----------------|------------------|------------------|--------------------|
| Population, Census 1971 (preliminary figures) | M | F | 25,701 24,259 | 3,275 3,278 | 8,793 8,182 | 5,444 4,998 | 8,189 7,801 | 65,588 64,708 | 7,263 7,608 | 2,730 2,825 | 16,028 15,409 | 2,174 2,801 | 9,857 9,793 | 10,098 9,191 | 17,438 17,081 | 25,164 26,686 | 170,892 189,258 |
| Live births, total | M | F | 545 481 | 82 70 | 185 159 | 98 85 | 180 167 | 1,676 1,598 | 139 145 | 61 59 | 493 440 | 50 51 | 223 191 | 277 272 | 433 440 | 702 625 | 3,177 3,058 |
| Illegitimate live births | M | F | 20 24 | 3 5 | 8 5 | 2 3 | 7 11 | 65 71 | 7 16 | 4 3 | 8 8 | 3 2 | 15 12 | 14 15 | 14 15 | 38 22 | 154 182 |
| Still-births, total | M | F | 6 10 | 2 5 | 1 4 | 2 . | 1 1 | 25 21 | 1 1 | 1 . | 5 4 | 1 . | 5 6 | 3 4 | 9 6 | 9 8 | 47 62 |
| Illegitimate still-births | M | F | . | . | . | . | . | 2 1 | . | . | 1 . | . | 1 . | . | 1 . | 1 1 | 5 3 |
| Deaths, total | M | F | 353 257 | 43 43 | 100 76 | 83 61 | 127 77 | 663 557 | 62 68 | 27 26 | 123 118 | 35 39 | 113 97 | 104 63 | 199 146 | 254 272 | 2,272 2,158 |
| Ages at death— under 1 week | M | F | 7 4 | 3 1 | . | . | 4 . | 13 16 | 1 1 | . | 3 2 | . | 3 5 | 3 2 | 3 4 | 16 10 | 45 34 |
| under 4 weeks | M | F | 10 4 | 3 1 | 1 2 | 1 1 | 5 . | 17 21 | 1 1 | . | 6 4 | . | 3 6 | 4 2 | 3 6 | 21 12 | 57 39 |
| 4 weeks—11 months | M | F | 2 4 | 1 . | 1 2 | 1 . | 4 1 | 4 9 | . | 1 . | 1 3 | . | 1 3 | . | 1 3 | 5 1 | 40 26 |
| 1 year—14 years | M | F | 5 3 | 1 1 | 1 2 | 1 . | 2 . | 11 9 | 3 . | . | 4 6 | . | 3 1 | 1 1 | . | 6 4 | 28 17 |
| 15 years—44 years | M | F | 13 17 | 1 3 | 4 5 | 2 5 | 6 4 | 48 14 | 4 1 | 3 1 | 13 2 | 1 . | 8 6 | 8 2 | 11 1 | 12 10 | 121 51 |
| 45 years—64 years | M | F | 62 38 | 6 6 | 19 8 | 13 9 | 24 15 | 151 69 | 10 9 | 3 5 | 23 19 | 13 1 | 28 9 | 23 9 | 51 17 | 62 47 | 636 360 |
| 65 years and over | M | F | 261 191 | 32 31 | 74 57 | 65 46 | 90 57 | 432 435 | 44 57 | 20 19 | 76 84 | 21 36 | 70 72 | 68 49 | 133 118 | 148 198 | 1,390 1,665 |

Deaths from—

| | | | | | | | | | | | | | | | |
|--|-----|----|-----|----|-----|-----|----|----|-----|----|-----|----|-----|-----|-------|
| Infective and parasitic diseases | 5 | . | 1 | 1 | 3 | 9 | 1 | 1 | 2 | . | . | . | 5 | 3 | 45 |
| Neoplasms (a) Cancer* | 89 | 16 | 25 | 20 | 28 | 184 | 20 | 11 | 46 | 13 | 27 | 22 | 45 | 97 | 880 |
| (b) Other neoplasms | 11 | 1 | 1 | 3 | 6 | 13 | 1 | 2 | 3 | . | 2 | 1 | 4 | 5 | 23 |
| Endocrine, nutritional and metabolic diseases | 8 | . | 1 | 4 | 3 | 12 | . | 1 | 4 | 1 | . | 2 | 4 | 6 | 71 |
| Diseases of blood and blood-forming organs | 4 | . | 1 | 1 | 2 | 4 | 2 | . | 1 | . | 1 | . | . | 1 | 16 |
| Mental disorders | . | . | . | . | . | 3 | . | . | . | . | . | 3 | . | 1 | 15 |
| Diseases of the nervous system and sense organs | 5 | 2 | 3 | . | . | 15 | . | 1 | 2 | 1 | 5 | 1 | 5 | 7 | 54 |
| Diseases of the circulatory system | 370 | 50 | 115 | 92 | 113 | 660 | 66 | 18 | 119 | 43 | 124 | 88 | 202 | 268 | 2,266 |
| Diseases of the respiratory system | 57 | 7 | 12 | 13 | 25 | 132 | 19 | 13 | 25 | 10 | 18 | 21 | 26 | 73 | 559 |
| Diseases of the digestive system | 13 | 2 | 3 | 2 | 6 | 27 | 3 | 1 | 5 | . | 3 | 4 | 11 | 6 | 92 |
| Diseases of the genito-urinary system | 5 | . | 1 | 2 | 2 | 22 | 2 | . | 6 | 1 | 3 | 2 | 8 | 11 | 57 |
| Complications of pregnancy, childbirth and the puerperium | . | . | . | . | . | 1 | . | . | . | . | 1 | . | . | . | 2 |
| Diseases of the skin and subcutaneous tissue | 1 | . | 1 | . | . | 2 | 1 | . | . | . | . | 1 | . | 1 | 1 |
| Diseases of the musculoskeletal system and connective tissue | 1 | . | . | . | 1 | 5 | . | . | 1 | 1 | . | 1 | 2 | . | 18 |
| Congenital anomalies | 5 | 2 | . | 1 | 2 | 14 | . | . | 7 | . | 2 | 3 | 2 | 8 | 56 |
| Certain causes of perinatal morbidity and mortality | 9 | 3 | 2 | . | 4 | 25 | 2 | 1 | 5 | 1 | 6 | 5 | 5 | 23 | 57 |
| Symptoms and ill-defined conditions | 1 | . | . | . | 1 | 3 | 1 | . | 1 | . | 1 | . | . | 1 | 5 |
| Accidents, poisonings and violence (external cause) | 26 | 3 | 10 | 5 | 8 | 89 | 12 | 4 | 14 | 3 | 17 | 13 | 26 | 15 | 213 |

*See definition on page 8.

†Londonderry U.D. was sent up on 2nd April 1969; previously it was Londonderry R.D

ABSTRACT 12. Northern Ireland: Causes

| Detailed List Numbers | CAUSES OF DEATH | AGES AT | | | | | | | | | |
|-----------------------------------|---|----------------|---------------|----------------------|----------|---------|---------|---------|----------|----------|----------|
| | | ALL AGES | Under 4 weeks | Total under one year | 1- | 2- | 3- | 4- | 5- | 10- | 15- |
| | TOTAL DEATHS (All cases) . . . {M F | 8,593 7,609 | 281 224 | 404 318 | 20 27 | 13 8 | 13 4 | 10 7 | 39 17 | 30 14 | 67 26 |
| 000-136 | I Infective and Parasitic Diseases . . . {M F | 100 51 | 14 5 | 33 14 | 7 1 | 1 1 | . . | 1 . | 2 1 | 2 . | 2 . |
| 140-200, 202, 203, 208, 209 | II Neoplasms (a) Cancer . . . {M F | 1,463 1,295 | . . | 1 . | . 1 | 1 1 | 2 . | 2 1 | 2 2 | 3 1 | 9 1 |
| 201, 204- 207, 210- 239 | (b) Other Neoplasms . . . {M F | 79 66 | . . | 1 . | 1 . | . 4 | . . | . . | 5 1 | 4 1 | 2 1 |
| 240-279 | III Endocrine, Nutritional and Metabolic Diseases . . . {M F | 85 114 | 2 . | 4 2 | . 1 | 1 . | 1 . | 2 . | 3 . | . 1 | 1 . |
| 280-289 | IV Diseases of Blood and Blood-forming Organs . . . {M F | 23 36 | 1 . | 3 . | 1 . | . . | . . | . . | . . | 1 1 | . . |
| 290-315 | V Mental Disorders . . . {M F | 24 15 | . . | . . | . . | . . | . . | . . | . . | . . | . . |
| 320-389 | VI Diseases of the Nervous System and Sense Organs . . . {M F | 111 102 | 1 2 | 9 7 | 1 2 | 2 . | . . | . . | 3 3 | 3 2 | 6 4 |
| 390-458 | VII Diseases of the Circulatory System . . . {M F | 4,576 4,341 | 2 1 | 3 1 | . 1 | . . | . . | . . | . 1 | 1 2 | 1 1 |
| 460-519 | VIII Diseases of the Respiratory System . . . {M F | 1,040 716 | 18 7 | 73 56 | 3 3 | . . | 1 1 | 1 . | 2 1 | . . | 2 1 |
| 520-577 | IX Diseases of the Digestive System . . . {M F | 162 167 | . 2 | 1 2 | . . | 1 . | . . | . . | 1 . | . 1 | . 1 |
| 580-629 | X Diseases of the Genito-Urinary System . . . {M F | 130 100 | . . | 1 1 | . . | . . | . . | . . | . . | . . | 1 2 |
| 630-678 | XI Complications of Pregnancy, Childbirth and the Puerperium . . . F | 6 | . | . | . | . | . | . | . | . | . |
| 680-709 | XII Diseases of the Skin and Subcutaneous Tissue . . . {M F | 5 3 | . . | . . | . . | . . | . . | . . | . . | . . | . . |
| 710-738 | XIII Diseases of the Musculoskeletal System and Connective tissue . . . {M F | 18 41 | . . | . . | . . | . . | . . | . . | . . | . . | 1 . |
| 740-759 | XIV Congenital Anomalies . . . {M F | 112 125 | 60 69 | 87 96 | 3 11 | 1 1 | 4 . | 1 1 | 2 3 | 2 2 | 1 1 |
| 760-779 | XV Certain Causes of Perinatal Morbidity and Mortality . . . {M F | 183 137 | 182 137 | 183 137 | . . | . . | . . | . . | . . | . . | . . |
| 780-796 | XVI Symptoms and Ill-defined Conditions . . . {M F | 14 23 | . . | 1 1 | . . | . . | . . | . . | . . | . . | . . |
| E800- E999 | E XVII Accidents, Poisonings and Violence (External Cause) . . . {M F | 468 271 | 1 1 | 4 1 | 4 7 | 6 1 | 6 3 | 5 3 | 19 5 | 14 3 | 42 13 |

of death at different age-periods, 1971.

| DEATH | | | | | | | | | | | | | | | | | Detailed List Numbers | |
|----------|----------|----------|----------|------------|------------|------------|------------|------------|--------------|----------------|----------------|--------------|------------|------------|-------------------|--------|-------------------------------------|--|
| 20- | 25- | 30- | 35- | 40- | 45- | 50- | 55- | 60- | 65- | 70- | 75- | 80- | 85- | 90- | 95 and over | | | |
| 78 17 | 48 28 | 59 27 | 84 48 | 136 101 | 236 152 | 372 212 | 594 378 | 937 483 | 1,150 745 | 1,242 1,137 | 1,164 1,182 | 978 1,230 | 612 931 | 246 387 | 61 130 | M F | | |
| 2 . | 1 . | 2 . | 2 . | 2 4 | 3 . | 5 5 | 7 3 | 6 3 | 9 3 | 5 3 | 7 3 | 3 4 | 2 . | 1 1 | . | M F | } 000-136 | |
| 1 . | 6 2 | 5 10 | 8 16 | 19 45 | 42 62 | 89 86 | 136 134 | 222 121 | 249 177 | 262 207 | 192 177 | 128 139 | 68 79 | 15 28 | 1 5 | M F | } 140-200, 202, 203, 208, 209 | |
| 3 . | 1 6 | 2 2 | 2 1 | 2 3 | 2 2 | 3 1 | 8 8 | 6 7 | 6 4 | 15 10 | 8 4 | 3 5 | 5 5 | . | 1 . | M F | } 201, 204- 207, 210- 239 | |
| . | . | . | 3 1 | 1 . | 1 . | 1 3 | 5 7 | 7 8 | 10 16 | 16 28 | 11 20 | 11 15 | 7 10 | 2 . | . | M F | } 240-279 | |
| . | . | . | . | 1 . | . | 1 1 | 1 . | 1 . | 3 4 | 4 4 | 2 2 | 5 11 | 1 7 | 4 . | . | M F | } 280-289 | |
| . | 1 1 | 1 . | . | 1 . | 1 . | 1 2 | 2 . | 2 2 | 1 . | 7 1 | 4 1 | 3 2 | 7 1 | 1 . | . | M F | } 290-315 | |
| 3 1 | 3 1 | 4 . | 2 1 | 4 . | 6 2 | 6 5 | 9 8 | 8 8 | 15 10 | 11 12 | 7 12 | 4 17 | 3 6 | 2 2 | . | M F | } 320-389 | |
| 4 4 | 5 6 | 10 4 | 32 16 | 70 25 | 127 52 | 195 67 | 327 151 | 522 268 | 667 428 | 714 713 | 705 785 | 619 825 | 376 633 | 153 267 | 45 91 | M F | } 390-458 | |
| 1 1 | 2 1 | 1 1 | 3 3 | 9 6 | 15 18 | 27 14 | 61 30 | 98 31 | 132 48 | 148 85 | 165 96 | 132 128 | 104 114 | 54 55 | 8 22 | M F | } 460-519 | |
| 2 . | 1 . | 1 . | 2 1 | 9 3 | 3 5 | 13 7 | 12 17 | 20 8 | 21 11 | 26 30 | 16 25 | 23 31 | 8 14 | 3 8 | 2 . | M F | } 520-577 | |
| 1 . | 2 1 | 1 2 | 2 . | 1 5 | 3 3 | 2 4 | 6 7 | 11 9 | 13 18 | 10 11 | 21 14 | 24 13 | 18 6 | 11 2 | 2 2 | M F | } 580-629 | |
| 1 . | 2 . | 1 . | 1 . | 1 . | . | . | . | . | . | . | . | . | . | . | . | F | 630-678 | |
| . | . | . | . | . | . | 1 . | . | 1 . | . | . | 2 . | 1 . | 2 . | . | 1 . | M F | } 680-709 | |
| . | . | 1 . | . | 4 . | 1 2 | 2 2 | 1 2 | 5 5 | 4 5 | 5 4 | 1 8 | 3 . | 1 4 | . | . | M F | } 710-738 | |
| 2 3 | 2 1 | 2 . | 1 2 | . | 1 . | 1 . | 1 1 | 1 1 | 1 . | 1 . | . | . | . | . | . | M F | } 740-759 | |
| . | . | . | . | . | . | . | . | . | . | . | . | . | . | . | . | M F | } 760-779 | |
| 1 . | . | . | 2 . | . | . | 1 . | 2 . | 1 . | 1 . | 3 . | 2 . | 1 4 | 1 6 | 2 3 | 2 4 | M F | } 780-796 | |
| 58 7 | 25 6 | 31 4 | 25 6 | 17 5 | 31 6 | 28 14 | 19 8 | 28 10 | 19 20 | 19 28 | 20 32 | 23 36 | 17 38 | 6 11 | 2 4 | M F | } E800 E999 | |

ABSTRACT 12 (continued). Northern Ireland: Causes

| Detailed List Numbers | CAUSES OF DEATH | AGES AT | | | | | | | | | |
|-----------------------------|---|-------------|---------------------|-------------------------------|--------|----|----|----|----|-----|-----|
| | | ALL AGES | Under 4 weeks | Total under one year | 1- | 2- | 3- | 4- | 5- | 10- | 15- |
| | I. Infective and Parasitic Diseases | | | | | | | | | | |
| 000-009 | <i>Intestinal infectious diseases</i> . {M F | 26 10 | 9 3 | 21 7 | 1 1 | | | | 1 | | |
| 000 | Cholera {M F | . | . | . | . | . | . | . | . | . | . |
| 001 | Typhoid fever {M F | . | . | . | . | . | . | . | . | . | . |
| 002 | Paratyphoid fever . . {M F | . | . | . | . | . | . | . | . | . | . |
| 003 | Other Salmonella infections . {M F | . | . | . | . | . | . | . | . | . | . |
| 004 | Bacillary dysentery . . {M F | 1 1 | 1 | 1 | . | . | . | . | . | . | . |
| 005 | Food poisoning (bacterial) . {M F | . | . | . | . | . | . | . | . | . | . |
| 006 | Amoebiasis {M F | . | . | . | . | . | . | . | . | . | . |
| 007 | Other protozoal intestinal diseases {M F | . | . | . | . | . | . | . | . | . | . |
| 008 | Enteritis due to other specified {M organism {F | 7 3 | 2 1 | 7 3 | . | . | . | . | . | . | . |
| 009 | Diarrhoeal disease . . . {M F | 18 6 | 7 1 | 14 3 | 1 1 | | | | 1 | | |
| 010-019 | <i>Tuberculosis</i> {M F | 30 13 | . | . | . | . | . | . | . | . | 1 |
| 010 | Silicotuberculosis . . . {M F | . | . | . | . | . | . | . | . | . | . |
| 011 | Pulmonary tuberculosis . {M F | 19 7 | . | . | . | . | . | . | . | . | 1 |
| 012 | Other respiratory tuberculosis {M F | . | . | . | . | . | . | . | . | . | . |
| 013 | Tuberculosis of meninges and {M central nervous system . {F | . | . | . | . | . | . | . | . | . | . |
| 014 | Tuberculosis of intestines, peri- {M toneum and mesenteric glands . {F | . | . | . | . | . | . | . | . | . | . |
| 015 | Tuberculosis of bones and joints . {M F | 2 | . | . | . | . | . | . | . | . | . |
| 016 | Tuberculosis of genito-urinary {M system {F | 3 2 | . | . | . | . | . | . | . | . | . |
| 017 | Tuberculosis of other organs . {M F | . | . | . | . | . | . | . | . | . | . |
| 018 | Disseminated tuberculosis . {M F | 1 | . | . | . | . | . | . | . | . | . |
| 019 | Late effects of tuberculosis . {M F | 6 3 | . | . | . | . | . | . | . | . | . |
| 020-027 | <i>Zoonotic bacterial diseases</i> . {M F | . | . | . | . | . | . | . | . | . | . |
| 020 | Plague {M F | . | . | . | . | . | . | . | . | . | . |
| 021 | Tularaemia {M F | . | . | . | . | . | . | . | . | . | . |

of death at different age-periods, 1971.

| DEATH | | | | | | | | | | | | | | | | Detailed List Numbers |
|-------|-----|-----|-----|--------|-----|--------|--------|--------|--------|--------|-----|--------|-----|-----|-------------------|-----------------------------|
| 20- | 25- | 30- | 35- | 40- | 45- | 50- | 55- | 60- | 65- | 70- | 75- | 80- | 85- | 90- | 95 and over | |
| . | . | . | . | 1 | . | . | . | 1 | . | . | 1 | 1 | . | 1 | . | M F } 000-009 |
| . | . | . | . | . | . | . | . | . | . | . | . | . | . | . | . | M F } 000 |
| . | . | . | . | . | . | . | . | . | . | . | . | . | . | . | . | M F } 001 |
| . | . | . | . | . | . | . | . | . | . | . | . | . | . | . | . | M F } 002 |
| . | . | . | . | . | . | . | . | . | . | . | . | . | . | . | . | M F } 003 |
| . | . | . | . | . | . | . | . | . | . | . | . | . | . | 1 | . | M F } 004 |
| . | . | . | . | . | . | . | . | . | . | . | . | . | . | . | . | M F } 005 |
| . | . | . | . | . | . | . | . | . | . | . | . | . | . | . | . | M F } 006 |
| . | . | . | . | . | . | . | . | . | . | . | . | . | . | . | . | M F } 007 |
| . | . | . | . | . | . | . | . | . | . | . | . | . | . | . | . | M F } 008 |
| . | . | . | . | 1 | . | . | . | 1 | . | . | 1 | 1 | . | . | . | M F } 009 |
| . | . | . | . | 1 1 | 1 | 3 4 | 5 1 | 1 2 | 9 1 | 2 1 | 5 | 2 2 | 1 | . | . | M F } 010-019 |
| . | . | . | . | . | . | . | . | . | . | . | . | . | . | . | . | M F } 010 |
| . | . | . | . | 1 | 1 | 1 2 | 3 | 1 2 | 7 1 | 1 | 3 | 1 | 1 | . | . | M F } 011 |
| . | . | . | . | . | . | . | . | . | . | . | . | . | . | . | . | M F } 012 |
| . | . | . | . | . | . | . | . | . | . | . | . | . | . | . | . | M F } 013 |
| . | . | . | . | . | . | . | . | . | . | . | . | . | . | . | . | M F } 014 |
| . | . | . | . | . | . | . | . | . | 1 | . | 1 | . | . | . | . | M F } 015 |
| . | . | . | . | 1 | . | 1 | 1 | . | . | . | . | 1 | . | . | . | M F } 016 |
| . | . | . | . | . | . | . | . | . | . | . | . | . | . | . | . | M F } 017 |
| . | . | . | . | . | . | . | . | . | . | 1 | . | . | . | . | . | M F } 018 |
| . | . | . | . | . | . | 2 1 | 1 | . | 1 | 1 | 1 | 2 | . | . | . | M F } 019 |
| . | . | . | . | . | . | . | . | . | . | . | . | . | . | . | . | M F } 020-027 |
| . | . | . | . | . | . | . | . | . | . | . | . | . | . | . | . | M F } 020 |
| . | . | . | . | . | . | . | . | . | . | . | . | . | . | . | . | M F } 021 |

ABSTRACT 12 (continued). Northern Ireland: Causes

| Detailed List Numbers | CAUSES OF DEATH | AGES AT | | | | | | | | | |
|-----------------------------|---|-------------|---------------------|-------------------------------|--------|----|----|--------|--------|--------|-----|
| | | ALL AGES | Under 4 weeks | Total under one year | 1~ | 2~ | 3~ | 4~ | 5~ | 10~ | 15~ |
| 022 | Anthrax {M F | . | . | . | . | . | . | . | . | . | . |
| 023 | Brucellosis {M F | . | . | . | . | . | . | . | . | . | . |
| 024 | Glanders {M F | . | . | . | . | . | . | . | . | . | . |
| 025 | Melioidosis {M F | . | . | . | . | . | . | . | . | . | . |
| 026 | Rat-bite fever {M F | . | . | . | . | . | . | . | . | . | . |
| 027 | Other zoonotic bacterial diseases {M F | . | . | . | . | . | . | . | . | . | . |
| 030-039 | Other bacterial diseases . . {M F | 18 11 | 3 1 | 9 4 | 3 1 | . | . | 1 1 | 1 1 | 1 . | . |
| 030 | Leprosy {M F | . | . | . | . | . | . | . | . | . | . |
| 031 | Other diseases due to mycobac- {M F teria | . | . | . | . | . | . | . | . | . | . |
| 032 | Diphtheria {M F | . | . | . | . | . | . | . | . | . | . |
| 033 | Whooping cough {M F | 1 | . | 1 | . | . | . | . | . | . | . |
| 034 | Streptococcal sore throat and {M F scarlet fever | . | . | . | . | . | . | . | . | . | . |
| 035 | Erysipelas {M F | 1 | . | . | . | . | . | . | . | . | . |
| 036 | Meningococcal infection . . {M F | 8 2 | . | 4 | 2 1 | . | . | . | 1 1 | 1 . | . |
| 037 | Tetanus {M F | 1 | . | . | . | . | . | . | . | . | . |
| 038 | Septicaemia {M F | 9 7 | 3 1 | 5 3 | 1 | . | . | 1 | . | . | . |
| 039 | Other bacterial diseases . . {M F | . | . | . | . | . | . | . | . | . | . |
| 040-046 | Poliomyelitis and other enterovirus {M F diseases of central nervous system | 1 1 | . | . | . | . | . | . | . | . | 1 |
| 040 | Acute paralytic poliomyelitis {M F specified as bulbar | . | . | . | . | . | . | . | . | . | . |
| 041 | Acute poliomyelitis with other {M F paralysis | . | . | . | . | . | . | . | . | . | . |
| 042 | Acute non-paralytic poliomyelitis {M F | . | . | . | . | . | . | . | . | . | . |
| 043 | Acute poliomyelitis, unspecified {M F | . | . | . | . | . | . | . | . | . | . |
| 044 | Late effects of acute poliomyelitis {M F | 1 | . | . | . | . | . | . | . | . | 1 |
| 045 | Aseptic meningitis due to enter- {M F ovirus | 1 | . | . | . | . | . | . | . | . | . |
| 046 | Other enterovirus diseases of {M F central nervous system | . | . | . | . | . | . | . | . | . | . |

of death at different age-periods, 1971.

| DEATH | | | | | | | | | | | | | | | | Detailed List Numbers | | |
|-------|-----|-----|-----|-----|-----|-----|-----|-----|-----|-----|-----|-----|-----|-----|-------------------|-----------------------------|---|---------|
| 20- | 25- | 30- | 35- | 40- | 45- | 50- | 55- | 60- | 65- | 70- | 75- | 80- | 85- | 90- | 95 and over | | | |
| . | . | . | . | . | . | . | . | . | . | . | . | . | . | . | . | M F | } | 022 |
| . | . | . | . | . | . | . | . | . | . | . | . | . | . | . | . | M F | } | 023 |
| . | . | . | . | . | . | . | . | . | . | . | . | . | . | . | . | M F | } | 024 |
| . | . | . | . | . | . | . | . | . | . | . | . | . | . | . | . | M F | } | 025 |
| . | . | . | . | . | . | . | . | . | . | . | . | . | . | . | . | M F | } | 026 |
| . | . | . | . | . | . | . | . | . | . | . | . | . | . | . | . | M F | } | 027 |
| . | . | i | . | . | . | . | i | i | . | i | i | i | . | i | . | M F | } | 030-039 |
| . | . | . | . | . | . | . | . | . | . | . | . | . | . | . | . | M F | } | 030 |
| . | . | . | . | . | . | . | . | . | . | . | . | . | . | . | . | M F | } | 031 |
| . | . | . | . | . | . | . | . | . | . | . | . | . | . | . | . | M F | } | 032 |
| . | . | . | . | . | . | . | . | . | . | . | . | . | . | . | . | M F | } | 033 |
| . | . | . | . | . | . | . | . | . | . | . | . | . | . | . | . | M F | } | 034 |
| . | . | . | . | . | . | . | . | . | . | . | . | . | . | i | . | M F | } | 035 |
| . | . | . | . | . | . | . | . | . | . | . | . | . | . | . | . | M F | } | 036 |
| . | . | . | . | . | . | . | . | . | . | . | . | i | . | . | . | M F | } | 037 |
| . | . | i | . | . | . | . | i | i | . | i | i | . | . | . | . | M F | } | 038 |
| . | . | . | . | . | . | . | . | . | . | . | . | . | . | . | . | M F | } | 039 |
| . | . | . | . | . | . | . | . | . | . | . | i | . | . | . | . | M F | } | 040-046 |
| . | . | . | . | . | . | . | . | . | . | . | . | . | . | . | . | M F | } | 040 |
| . | . | . | . | . | . | . | . | . | . | . | . | . | . | . | . | M F | } | 041 |
| . | . | . | . | . | . | . | . | . | . | . | . | . | . | . | . | M F | } | 042 |
| . | . | . | . | . | . | . | . | . | . | . | . | . | . | . | . | M F | } | 043 |
| . | . | . | . | . | . | . | . | . | . | . | . | . | . | . | . | M F | } | 044 |
| . | . | . | . | . | . | . | . | . | . | . | i | . | . | . | . | M F | } | 045 |
| . | . | . | . | . | . | . | . | . | . | . | . | . | . | . | . | M F | } | 046 |

ABS TRACT 12 (continued). Northern Ireland: Causes[illegible]

of death at different age-periods, 1971.

| DEATH | | | | | | | | | | | | | | | | Detailed List Numbers |
|-------|-----|-----|-----|-----|-----|-----|-----|-----|-----|-----|-----|-----|-----|-----|-------------------|-----------------------------|
| 20- | 25- | 30- | 35- | 40- | 45- | 50- | 55- | 60- | 65- | 70- | 75- | 80- | 85- | 90- | 95 and over | |
| . | . | . | . | . | . | 1 | . | . | . | . | . | . | 1 | . | . | M F } 050-057 |
| . | . | . | . | . | . | . | . | . | . | . | . | . | . | . | . | M F } 050 |
| . | . | . | . | . | . | . | . | . | . | . | . | . | . | . | . | M F } 051 |
| . | . | . | . | . | . | . | . | . | . | . | . | . | . | . | . | M F } 052 |
| . | . | . | . | . | . | . | . | . | . | . | . | . | 1 | . | . | M F } 053 |
| . | . | . | . | . | . | 1 | . | . | . | . | . | . | . | . | . | M F } 054 |
| . | . | . | . | . | . | . | . | . | . | . | . | . | . | . | . | M F } 055 |
| . | . | . | . | . | . | . | . | . | . | . | . | . | . | . | . | M F } 056 |
| . | . | . | . | . | . | . | . | . | . | . | . | . | . | . | . | M F } 057 |
| . | . | . | . | 1 | . | . | . | 1 | 1 | . | . | . | . | . | . | M F } 060-068 |
| . | . | . | . | . | . | . | . | . | . | . | . | . | . | . | . | M F } 060 |
| . | . | . | . | . | . | . | . | . | . | . | . | . | . | . | . | M F } 061 |
| . | . | . | . | . | . | . | . | . | . | . | . | . | . | . | . | M F } 062 |
| . | . | . | . | . | . | . | . | . | . | . | . | . | . | . | . | M F } 063 |
| . | . | . | . | . | . | . | . | . | . | . | . | . | . | . | . | M F } 064 |
| . | . | . | . | 1 | . | . | . | 1 | . | . | . | . | . | . | . | M F } 065 |
| . | . | . | . | . | . | . | . | . | 1 | . | . | . | . | . | . | M F } 066 |
| . | . | . | . | . | . | . | . | . | . | . | . | . | . | . | . | M F } 067 |
| . | . | . | . | . | . | . | . | . | . | . | . | . | . | . | . | M F } 068 |
| 2 | 1 | 1 | . | 1 | 1 | . | 1 | 2 | . | . | . | 1 | 1 | . | . | M F } 070-079 |
| 1 | 1 | 1 | . | 1 | . | . | . | 2 | . | . | . | 1 | 1 | . | . | M F } 070 |
| . | . | . | . | . | . | . | . | . | . | . | . | . | . | . | . | M F } 071 |
| . | . | . | . | . | . | . | . | . | . | . | . | . | . | . | . | M F } 072 |
| . | . | . | . | . | . | . | . | . | . | . | . | . | . | . | . | M F } 073 |
| . | . | . | . | . | . | . | . | . | . | . | . | . | . | . | . | M F } 074 |
| 1 | . | . | . | . | 1 | . | . | . | . | . | . | . | . | . | . | M F } 075 |

ABSTRACT 12 (continued). Northern Ireland: Causes

| Detailed List Numbers | CAUSES OF DEATH | AGES AT | | | | | | | | | |
|-----------------------------|--|-------------|---------------------|-------------------------------|----|----|----|----|----|-----|-----|
| | | ALL AGES | Under 4 weeks | Total under one year | 1- | 2- | 3- | 4- | 5- | 10- | 15- |
| 076 | Trachoma, active . . . { F | . | . | . | . | . | . | . | . | . | . |
| 077 | Late effects of trachoma . . . { F | . | . | . | . | . | . | . | . | . | . |
| 078 | Other viral diseases of the con- junctiva . . . { F | . | . | . | . | . | . | . | . | . | . |
| 079 | Other viral diseases . . . { F | . | . | . | . | . | . | . | . | . | . |
| 080-089 | <i>Rickettsioses and other arthropod- borne diseases.</i> . . . { F | . | . | . | . | . | . | . | . | . | . |
| 080 | Epidemic louse-borne typhus . . { F | . | . | . | . | . | . | . | . | . | . |
| 081 | Other typhus { F | . | . | . | . | . | . | . | . | . | . |
| 082 | Tick-borne rickettsiosis . . . { F | . | . | . | . | . | . | . | . | . | . |
| 083 | Other rickettsiosis { F | . | . | . | . | . | . | . | . | . | . |
| 084 | Malaria { F | . | . | . | . | . | . | . | . | . | . |
| 085 | Leishmaniasis { F | . | . | . | . | . | . | . | . | . | . |
| 086 | American trypanosomiasis . . { F | . | . | . | . | . | . | . | . | . | . |
| 087 | Other trypanosomiasis . . . { F | . | . | . | . | . | . | . | . | . | . |
| 088 | Relapsing fever { F | . | . | . | . | . | . | . | . | . | . |
| 089 | Other arthropod-borne diseases . { F | . | . | . | . | . | . | . | . | . | . |
| 090-099 | <i>Syphilis and other venereal diseases</i> { F | 7 1 | . | . | . | . | . | . | . | . | . |
| 090 | Congenital syphilis { F | . | . | . | . | . | . | . | . | . | . |
| 091 | Early syphilis, symptomatic . . { F | . | . | . | . | . | . | . | . | . | . |
| 092 | Early syphilis, latent . . . { F | . | . | . | . | . | . | . | . | . | . |
| 093 | Cardiovascular syphilis . . . { F | 5 | . | . | . | . | . | . | . | . | . |
| 094 | Syphilis of central nervous system { F | 1 | . | . | . | . | . | . | . | . | . |
| 095 | Other forms of late syphilis, with { F symptoms | . | . | . | . | . | . | . | . | . | . |
| 096 | Late syphilis, latent { F | . | . | . | . | . | . | . | . | . | . |
| 097 | Other syphilis and not specified . { F | 1 | . | . | . | . | . | . | . | . | . |
| 098 | Gonococcal infections . . . { F | 1 | . | . | . | . | . | . | . | . | . |
| 099 | Other venereal disease . . . { F | . | . | . | . | . | . | . | . | . | . |

of death at different age-periods, 1971.

DEATH

| 20- | 25- | 30- | 35- | 40- | 45- | 50- | 55- | 60- | 65- | 70- | 75- | 80- | 85- | 90- | 95 and over | Detailed List Numbers |
|-----|-----|-----|-----|-----|-----|-----|-----|-----|-----|--------|-----|-----|-----|-----|-------------|-----------------------|
| . | . | . | . | . | . | . | . | . | . | . | . | . | . | . | M F | } 076 |
| . | . | . | . | . | . | . | . | . | . | . | . | . | . | . | M F | } 077 |
| . | . | . | . | . | . | . | . | . | . | . | . | . | . | . | M F | } 078 |
| . | . | . | . | . | . | . | . | . | . | . | . | . | . | . | M F | } 079 |
| . | . | . | . | . | . | . | . | . | . | . | . | . | . | . | M F | } 080-089 |
| . | . | . | . | . | . | . | . | . | . | . | . | . | . | . | M F | } 080 |
| . | . | . | . | . | . | . | . | . | . | . | . | . | . | . | M F | } 081 |
| . | . | . | . | . | . | . | . | . | . | . | . | . | . | . | M F | } 082 |
| . | . | . | . | . | . | . | . | . | . | . | . | . | . | . | M F | } 083 |
| . | . | . | . | . | . | . | . | . | . | . | . | . | . | . | M F | } 084 |
| . | . | . | . | . | . | . | . | . | . | . | . | . | . | . | M F | } 085 |
| . | . | . | . | . | . | . | . | . | . | . | . | . | . | . | M F | } 086 |
| . | . | . | . | . | . | . | . | . | . | . | . | . | . | . | M F | } 087 |
| . | . | . | . | . | . | . | . | . | . | . | . | . | . | . | M F | } 088 |
| . | . | . | . | . | . | . | . | . | . | . | . | . | . | . | M F | } 089 |
| . | . | . | . | . | . | 2 | . | 2 | . | 2 1 | 1 | . | . | . | M F | } 090-099 |
| . | . | . | . | . | . | . | . | . | . | . | . | . | . | . | M F | } 090 |
| . | . | . | . | . | . | . | . | . | . | . | . | . | . | . | M F | } 091 |
| . | . | . | . | . | . | . | . | . | . | . | . | . | . | . | M F | } 092 |
| . | . | . | . | . | . | 1 | . | 1 | . | 2 | 1 | . | . | . | M F | } 093 |
| . | . | . | . | . | . | . | . | 1 | . | . | . | . | . | . | M F | } 094 |
| . | . | . | . | . | . | . | . | . | . | . | . | . | . | . | M F | } 095 |
| . | . | . | . | . | . | . | . | . | . | . | . | . | . | . | M F | } 096 |
| . | . | . | . | . | . | . | . | . | . | 1 | . | . | . | . | M F | } 097 |
| . | . | . | . | . | . | 1 | . | . | . | . | . | . | . | . | M F | } 098 |
| . | . | . | . | . | . | . | . | . | . | . | . | . | . | . | M F | } 099 |

ABSTRACT 12 (continued). Northern Ireland: Causes

| Detailed List Numbers | CAUSES OF DEATH | AGES AT | | | | | | | | | |
|-----------------------------|--|-------------|---------------------|-------------------------------|--------|--------|--------|--------|--------|--------|--------|
| | | ALL AGES | Under 4 weeks | Total under one year | 1- | 2- | 3- | 4- | 5- | 10- | 15- |
| 100-104 | <i>Other spirochaetal diseases</i> . . . { M F | 1 . | . . | . . | . . | . . | . . | . . | . . | . . | . . |
| 100 | Leptospirosis . . . { M F | 1 . | . . | . . | . . | . . | . . | . . | . . | . . | . . |
| 101 | Vincent's angina . . . { M F | . . | . . | . . | . . | . . | . . | . . | . . | . . | . . |
| 102 | Yaws { M F | . . | . . | . . | . . | . . | . . | . . | . . | . . | . . |
| 103 | Pinta { M F | . . | . . | . . | . . | . . | . . | . . | . . | . . | . . |
| 104 | Other spirochaetal infection . . { M F | . . | . . | . . | . . | . . | . . | . . | . . | . . | . . |
| 110-117 | <i>Mycoses</i> { M F | 2 . | . . | . . | . . | . . | . . | . . | . . | . . | . . |
| 110 | Dermatophytosis . . . { M F | . . | . . | . . | . . | . . | . . | . . | . . | . . | . . |
| 111 | Dermatomycosis, other and un- { M F specified | . . | . . | . . | . . | . . | . . | . . | . . | . . | . . |
| 112 | Moniliasis { M F | 1 . | . . | . . | . . | . . | . . | . . | . . | . . | . . |
| 113 | Actinomycosis { M F | . . | . . | . . | . . | . . | . . | . . | . . | . . | . . |
| 114 | Coccidioidomycosis . . . { M F | . . | . . | . . | . . | . . | . . | . . | . . | . . | . . |
| 115 | Histoplasmosis { M F | . . | . . | . . | . . | . . | . . | . . | . . | . . | . . |
| 116 | Blastomycosis { M F | . . | . . | . . | . . | . . | . . | . . | . . | . . | . . |
| 117 | Other systemic mycosis . . { M F | 1 . | . . | . . | . . | . . | . . | . . | . . | . . | . . |
| 120-129 | <i>Helminthiasis</i> { M F | . . | . . | . . | . . | . . | . . | . . | . . | . . | . . |
| 120 | Schistosomiasis (bilharziasis) . { M F | . . | . . | . . | . . | . . | . . | . . | . . | . . | . . |
| 121 | Other trematode infection . . { M F | . . | . . | . . | . . | . . | . . | . . | . . | . . | . . |
| 122 | Hydatidosis { M F | . . | . . | . . | . . | . . | . . | . . | . . | . . | . . |
| 123 | Other cestode infection . . { M F | . . | . . | . . | . . | . . | . . | . . | . . | . . | . . |
| 124 | Trichiniasis { M F | . . | . . | . . | . . | . . | . . | . . | . . | . . | . . |
| 125 | Filarial infection { M F | . . | . . | . . | . . | . . | . . | . . | . . | . . | . . |
| 126 | Ancylostomiasis { M F | . . | . . | . . | . . | . . | . . | . . | . . | . . | . . |
| 127 | Other intestinal helminthiasis . { M F | . . | . . | . . | . . | . . | . . | . . | . . | . . | . . |
| 128 | Other and unspecified helminthi- { M F asis | . . | . . | . . | . . | . . | . . | . . | . . | . . | . . |
| 129 | Intestinal parasitism, unspecified { M F | . . | . . | . . | . . | . . | . . | . . | . . | . . | . . |

of death at different age-periods, 1971.

| DEATH | | | | | | | | | | | | | | | 95 and over | Detailed List Numbers | |
|-------|-----|-----|-----|-----|-----|-----|-----|-----|-----|-----|-----|-----|-----|-----|-------------------|-----------------------------|-----------|
| 20- | 25- | 30- | 35- | 40- | 45- | 50- | 55- | 60- | 65- | 70- | 75- | 80- | 85- | 90- | | | |
| . | . | . | . | . | . | . | . | . | . | . | . | . | . | . | . | M F | } 100-104 |
| . | . | . | . | . | . | . | . | 1 | . | . | . | . | . | . | . | M F | } 100 |
| . | . | . | . | . | . | . | . | . | . | . | . | . | . | . | . | M F | } 101 |
| . | . | . | . | . | . | . | . | . | . | . | . | . | . | . | . | M F | } 102 |
| . | . | . | . | . | . | . | . | . | . | . | . | . | . | . | . | M F | } 103 |
| . | . | . | . | . | . | . | . | . | . | . | . | . | . | . | . | M F | } 104 |
| . | . | . | 2 | . | . | . | . | . | . | . | . | . | . | . | . | M F | } 110-117 |
| . | . | . | . | . | . | . | . | . | . | . | . | . | . | . | . | M F | } 110 |
| . | . | . | . | . | . | . | . | . | . | . | . | . | . | . | . | M F | } 111 |
| . | . | . | 1 | . | . | . | . | . | . | . | . | . | . | . | . | M F | } 112 |
| . | . | . | . | . | . | . | . | . | . | . | . | . | . | . | . | M F | } 113 |
| . | . | . | . | . | . | . | . | . | . | . | . | . | . | . | . | M F | } 114 |
| . | . | . | . | . | . | . | . | . | . | . | . | . | . | . | . | M F | } 115 |
| . | . | . | . | . | . | . | . | . | . | . | . | . | . | . | . | M F | } 116 |
| . | . | . | 1 | . | . | . | . | . | . | . | . | . | . | . | . | M F | } 117 |
| . | . | . | . | . | . | . | . | . | . | . | . | . | . | . | . | M F | } 120-129 |
| . | . | . | . | . | . | . | . | . | . | . | . | . | . | . | . | M F | } 120 |
| . | . | . | . | . | . | . | . | . | . | . | . | . | . | . | . | M F | } 121 |
| . | . | . | . | . | . | . | . | . | . | . | . | . | . | . | . | M F | } 122 |
| . | . | . | . | . | . | . | . | . | . | . | . | . | . | . | . | M F | } 123 |
| . | . | . | . | . | . | . | . | . | . | . | . | . | . | . | . | M F | } 124 |
| . | . | . | . | . | . | . | . | . | . | . | . | . | . | . | . | M F | } 125 |
| . | . | . | . | . | . | . | . | . | . | . | . | . | . | . | . | M F | } 126 |
| . | . | . | . | . | . | . | . | . | . | . | . | . | . | . | . | M F | } 127 |
| . | . | . | . | . | . | . | . | . | . | . | . | . | . | . | . | M F | } 128 |
| . | . | . | . | . | . | . | . | . | . | . | . | . | . | . | . | M F | } 129 |

ABSTRACT 12 (continued). Northern Ireland: Causes

| Detailed List Numbers | CAUSES OF DEATH | AGES AT | | | | | | | | | |
|-----------------------|--|------------|---------------|----------------------|----|----|----|----|----|-----|-----|
| | | ALL AGES | Under 4 weeks | Total under one year | 1- | 2- | 3- | 4- | 5- | 10- | 15- |
| 130-136 | Other infective and parasitic diseases {M F | 1 3 | . | . | . | . | . | . | . | . | . |
| 130 | Toxoplasmosis {M F | 1 1 | 1 | 1 | . | . | . | . | . | . | . |
| 131 | Trichomoniasis urogenitalis {M F | . | . | . | . | . | . | . | . | . | . |
| 132 | Pediculosis {M F | . | . | . | . | . | . | . | . | . | . |
| 133 | Acariasis {M F | . | . | . | . | . | . | . | . | . | . |
| 134 | Other infestation {M F | . | . | . | . | . | . | . | . | . | . |
| 135 | Sarcoidosis {M F | 1 2 | . | . | . | . | . | . | . | . | . |
| 136 | Other and unspecified infective and parasitic diseases {M F | . | . | . | . | . | . | . | . | . | . |
| | II Neoplasms | | | | | | | | | | |
| 140-149 | Malignant neoplasm of buccal cavity and pharynx {M F | 27 14 | . | . | . | . | . | . | . | 1 | . |
| 140 | Malignant neoplasm of lip . . . {M F | 3 . | . | . | . | . | . | . | . | . | . |
| 141 | Malignant neoplasm of tongue . {M F | 5 3 | . | . | . | . | . | . | . | 1 | . |
| 142 | Malignant neoplasm of salivary gland {M F | 4 1 | . | . | . | . | . | . | . | . | . |
| 143 | Malignant neoplasm of gum . . . {M F | 1 1 | . | . | . | . | . | . | . | . | . |
| 144 | Malignant neoplasm of floor of mouth {M F | 2 1 | . | . | . | . | . | . | . | . | . |
| 145 | Malignant neoplasm of other and unspecified parts of mouth {M F | 4 1 | . | . | . | . | . | . | . | . | . |
| 146 | Malignant neoplasm of oro-pharynx {M F | 2 . | . | . | . | . | . | . | . | . | . |
| 147 | Malignant neoplasm of naso-pharynx {M F | 3 2 | . | . | . | . | . | . | . | . | . |
| 148 | Malignant neoplasm of hypo-pharynx {M F | 2 2 | . | . | . | . | . | . | . | . | . |
| 149 | Malignant neoplasm of pharynx, unspecified . . . {M F | 2 3 | . | . | . | . | . | . | . | . | . |
| 150-159 | Malignant neoplasm of digestive organs and peritoneum {M F | 530 537 | . | . | . | . | . | . | . | . | 1 |
| 150 | Malignant neoplasm of oesophagus {M F | 40 22 | . | . | . | . | . | . | . | . | . |
| 151 | Malignant neoplasm of stomach . . {M F | 193 154 | . | . | . | . | . | . | . | . | . |
| 152 | Malignant neoplasm of small intestine, including duodenum {M F | 7 2 | . | . | . | . | . | . | . | . | 1 |
| 153 | Malignant neoplasm of large intestine, except rectum {M F | 137 183 | . | . | . | . | . | . | . | . | . |
| 154 | Malignant neoplasm of rectum and rectosigmoid junction {M F | 61 67 | . | . | . | . | . | . | . | . | . |

of death at different age-periods, 1971.

| DEATH | | | | | | | | | | | | | | | | Detailed List Numbers | |
|-------|--------|--------|--------|--------|----------|----------|----------|----------|----------|----------|----------|----------|----------|---------|-------------------|-----------------------------|-----------|
| 20- | 25- | 30- | 35- | 40- | 45- | 50- | 55- | 60- | 65- | 70- | 75- | 80- | 85- | 90- | 95 and over | | |
| . | . | . | . | 1 | 1 | . | . | . | 1 | . | . | . | . | . | . | M F | } 130-136 |
| . | . | . | . | . | . | . | . | . | . | . | . | . | . | . | . | M F | |
| . | . | . | . | . | . | . | . | . | . | . | . | . | . | . | . | M F | } 130 |
| . | . | . | . | . | . | . | . | . | . | . | . | . | . | . | . | M F | |
| . | . | . | . | . | . | . | . | . | . | . | . | . | . | . | . | M F | } 131 |
| . | . | . | . | . | . | . | . | . | . | . | . | . | . | . | . | M F | |
| . | . | . | . | . | . | . | . | . | . | . | . | . | . | . | . | M F | } 132 |
| . | . | . | . | . | . | . | . | . | . | . | . | . | . | . | . | M F | |
| . | . | . | . | . | . | . | . | . | . | . | . | . | . | . | . | M F | } 133 |
| . | . | . | . | . | . | . | . | . | . | . | . | . | . | . | . | M F | |
| . | . | . | . | . | . | . | . | . | . | . | . | . | . | . | . | M F | } 134 |
| . | . | . | . | . | . | . | . | . | . | . | . | . | . | . | . | M F | |
| . | . | . | . | 1 | 1 | . | . | . | 1 | . | . | . | . | . | . | M F | } 135 |
| . | . | . | . | . | . | . | . | . | . | . | . | . | . | . | . | M F | |
| . | . | . | . | . | . | . | . | . | . | . | . | . | . | . | . | M F | } 136 |
| . | . | . | . | . | . | . | . | . | . | . | . | . | . | . | . | M F | |
| . | . | . | 1 | . | 1 3 | . | 3 2 | 3 1 | 5 | 2 | 5 1 | 6 3 | 1 3 | . | . | M F | } 140-149 |
| . | . | . | . | . | . | . | . | . | . | . | 1 | 2 | . | . | . | M F | |
| . | . | . | . | . | . | . | . | . | 1 | 1 | . | 1 | 1 | . | . | M F | } 140 |
| . | . | . | . | . | . | . | 1 | . | 1 | . | . | 1 | 1 | . | . | M F | |
| . | . | . | . | . | . | . | 1 | . | 1 | . | 1 | 1 | . | . | . | M F | } 141 |
| . | . | . | . | . | . | . | . | . | . | . | . | . | . | . | . | M F | |
| . | . | . | . | . | . | . | . | . | . | . | 1 | . | . | . | . | M F | } 142 |
| . | . | . | . | . | . | . | . | . | . | . | . | . | . | . | . | M F | |
| . | . | . | . | . | . | . | . | . | . | . | 1 | . | . | . | . | M F | } 143 |
| . | . | . | . | . | . | . | . | . | . | . | . | . | . | . | . | M F | |
| . | . | . | . | . | . | . | . | . | 1 | . | 1 | . | 1 | . | . | M F | } 144 |
| . | . | . | . | . | . | . | . | . | . | . | . | . | . | . | . | M F | |
| . | . | . | . | . | . | . | 1 1 | . | . | . | 1 | 2 | . | . | . | M F | } 145 |
| . | . | . | . | . | . | . | . | . | . | . | . | . | . | . | . | M F | |
| . | . | . | . | . | . | . | . | 1 | . | . | 1 | . | . | . | . | M F | } 146 |
| . | . | . | . | . | . | . | . | . | . | . | . | . | . | . | . | M F | |
| . | . | . | 1 | . | 1 | . | . | 1 1 | 1 | . | . | . | . | . | . | M F | } 147 |
| . | . | . | . | . | . | . | . | . | . | . | . | . | . | . | . | M F | |
| . | . | . | . | . | 1 | . | 1 | . | 1 | . | . | . | . | . | . | M F | } 148 |
| . | . | . | . | . | . | . | . | . | . | . | . | 1 | . | . | . | M F | |
| . | . | . | . | . | . | . | . | 1 | . | 1 | . | . | 1 | . | . | M F | } 149 |
| . | . | . | . | . | 2 | . | . | . | . | . | . | . | . | . | . | M F | |
| . | 1 1 | 1 1 | 2 3 | 9 7 | 14 13 | 35 20 | 45 29 | 69 44 | 86 77 | 98 99 | 73 86 | 58 90 | 32 45 | 6 20 | 2 | M F | } 150-159 |
| . | . | . | . | . | . | 4 | 2 | 7 | 6 | 10 | 3 | 4 | 3 | 1 | . | M F | |
| . | . | . | 1 | . | . | 1 | 1 | 1 | 4 | 4 | 2 | 5 | 3 | . | . | M F | } 150 |
| . | . | . | . | . | . | . | . | . | . | . | . | . | . | . | . | M F | |
| . | . | . | 2 | 6 | 4 | 15 | 14 | 27 | 30 | 35 | 23 | 22 | 13 | 2 | . | M F | } 151 |
| . | . | . | . | 2 | 7 | 4 | 5 | 12 | 19 | 30 | 24 | 30 | 14 | 7 | . | M F | |
| . | . | . | . | . | . | 2 | 1 | . | . | 2 | 1 | . | . | . | . | M F | } 152 |
| . | . | . | . | . | . | . | . | . | . | . | . | . | . | . | . | M F | |
| . | 1 1 | . | . | 1 | 6 | 4 | 8 | 14 | 29 | 26 | 21 | 18 | 7 | 2 | . | M F | } 153 |
| . | . | . | . | . | 3 | 6 | 12 | 16 | 24 | 38 | 25 | 36 | 14 | 7 | 1 | M F | |
| . | . | 1 | . | 1 | 1 | 3 | 7 | 9 | 8 | 7 | 8 | 10 | 7 | 3 | . | M F | } 154 |
| . | . | . | 1 | . | 1 | 1 | 4 | 4 | 7 | 8 | 19 | 7 | 6 | . | 1 | M F | |

ABSTRACT 12 (continued). Northern Ireland: Causes

| Detailed List Numbers | CAUSES OF DEATH | AGES AT | | | | | | | | | |
|-----------------------|--|------------|---------------|----------------------|----|----|----|----|----|--------|--------|
| | | ALL AGES | Under 4 weeks | Total under one year | 1- | 2- | 3- | 4- | 5- | 10- | 15- |
| 155 | Malignant neoplasm of liver and intrahepatic bile ducts specified as primary {M F | 2 3 | . | . | . | . | . | . | . | . | . |
| 156 | Malignant neoplasm of gallbladder and bile ducts {M F | 8 18 | . | . | . | . | . | . | . | . | . |
| 157 | Malignant neoplasm of pancreas {M F | 74 83 | . | . | . | . | . | . | . | . | . |
| 158 | Malignant neoplasm of peritoneum and retroperitoneal tissue {M F | 6 2 | . | . | . | . | . | . | . | . | . |
| 159 | Malignant neoplasm of unspecified digestive organs {M F | 2 3 | . | . | . | . | . | . | . | . | . |
| 160-163 | Malignant neoplasm of respiratory system {M F | 505 115 | . | . | . | . | . | . | . | . | . |
| 160 | Malignant neoplasm of nose, nasal cavities, middle ear and accessory sinuses {M F | 2 2 | . | . | . | . | . | . | . | . | . |
| 161 | Malignant neoplasm of larynx {M F | 20 9 | . | . | . | . | . | . | . | . | . |
| | Malignant neoplasm of:— | | | | | | | | | | |
| 162.0 | Trachea {M F | 1 1 | . | . | . | . | . | . | . | . | . |
| 162.1 | Bronchus and lung {M F | 479 101 | . | . | . | . | . | . | . | . | . |
| 163 | Malignant neoplasm of other and unspecified respiratory organs {M F | 3 2 | . | . | . | . | . | . | . | . | . |
| 170-174 | Malignant neoplasm of bone, connective tissue, skin and breast {M F | 31 269 | . | . | . | . | 2 | . | . | 1 1 | 3 1 |
| 170 | Malignant neoplasm of bone {M F | 12 6 | . | . | . | . | 1 | . | . | 1 1 | 3 1 |
| 171 | Malignant neoplasm of connective and other soft tissue {M F | 4 1 | . | . | . | . | 1 | . | . | . | . |
| 172 | Malignant melanoma of skin {M F | 7 3 | . | . | . | . | . | . | . | . | . |
| 173 | Other malignant neoplasm of skin {M F | 5 6 | . | . | . | . | . | . | . | . | . |
| 174 | Malignant neoplasm of breast {M F | 3 253 | . | . | . | . | . | . | . | . | . |
| 180-189 | Malignant neoplasm of genito-urinary organs {M F | 194 194 | . | . | . | . | . | . | . | . | 1 |
| 180 | Malignant neoplasm of cervix uteri F | 42 | . | . | . | . | . | . | . | . | . |
| 181 | Chorionepithelioma F | . | . | . | . | . | . | . | . | . | . |
| 182 | Other malignant neoplasm of uterus F | 42 | . | . | . | . | . | . | . | . | . |
| 183 | Malignant neoplasm of ovary, fallopian tube, and broad ligament F | 64 | . | . | . | . | . | . | . | . | . |
| 184 | Malignant neoplasm of other and unspecified female genital organs F | 11 | . | . | . | . | . | . | . | . | . |
| 185 | Malignant neoplasm of prostate M | 121 | . | . | . | . | . | . | . | . | . |
| 186 | Malignant neoplasm of testis . M | 2 | . | . | . | . | . | . | . | . | . |

of death at different age-periods, 1971.

| DEATH | | | | | | | | | | | | | | | Detailed List Numbers |
|-------|-----|-----|-----|-----|-----|-----|-----|-----|-----|-----|-----|-----|-----|--------------------------|-----------------------------|
| 20- | 25- | 30- | 35- | 40- | 45- | 50- | 55- | 60- | 65- | 70- | 75- | 80- | 85- | 90- 95 and over | |
| . | . | . | . | . | . | . | . | 1 | . | 1 | 1 | . | . | . | M } 155 |
| . | . | . | . | . | . | . | . | 1 | . | 2 | . | . | . | . | F } 155 |
| . | . | . | . | 1 | 1 | . | 2 | 1 | 3 | 4 | 1 | . | 2 | . | M } 156 |
| . | . | . | . | . | . | 6 | 5 | 12 | 10 | 9 | 2 | 1 | 2 | . | F } 156 |
| . | . | 1 | 1 | 1 | 1 | 6 | 5 | 12 | 10 | 14 | 15 | 3 | 2 | 1 | M } 157 |
| . | . | . | . | . | . | 1 | 1 | 1 | 1 | 11 | 14 | 11 | 6 | 3 | F } 157 |
| . | . | . | . | . | . | 1 | 1 | 1 | . | 1 | 1 | . | . | . | M } 158 |
| . | . | . | . | . | . | 1 | 1 | 1 | . | . | . | . | . | . | F } 158 |
| . | . | . | . | . | . | . | . | . | . | 1 | . | 1 | . | . | M } 159 |
| . | . | . | . | . | . | . | . | . | . | 2 | . | . | . | . | F } 159 |
| . | 1 | 1 | 1 | 6 | 20 | 34 | 58 | 107 | 97 | 95 | 51 | 25 | 8 | 1 | M } 160-163 |
| . | 1 | 1 | 2 | 6 | 1 | 14 | 17 | 19 | 20 | 15 | 9 | 7 | 4 | . | F } 160-163 |
| . | . | . | . | . | . | . | . | . | . | 2 | . | 1 | . | . | M } 160 |
| . | . | . | . | . | . | . | . | . | . | . | . | . | . | . | F } 160 |
| . | . | . | . | . | . | 1 | 2 | 5 | 3 | 7 | 1 | 1 | 2 | . | M } 161 |
| . | . | . | . | . | . | 1 | 1 | 1 | 1 | 2 | 2 | . | . | . | F } 161 |
| . | . | 1 | . | . | . | . | . | 1 | . | . | . | . | . | . | M } 162.0 |
| . | . | . | . | . | . | . | . | . | . | . | . | . | . | . | F } 162.0 |
| . | 1 | 1 | 1 | 6 | 19 | 33 | 56 | 100 | 94 | 86 | 50 | 25 | 6 | 1 | M } 162.1 |
| . | . | . | . | . | . | 13 | 15 | 17 | 19 | 13 | 7 | 5 | 4 | . | F } 162.1 |
| . | . | . | . | . | 1 | 1 | . | 1 | . | . | . | . | . | . | M } 163 |
| . | . | . | 1 | . | . | . | . | 1 | . | . | . | . | . | . | F } 163 |
| . | 1 | 7 | 7 | 11 | 22 | 30 | 31 | 4 | 40 | 32 | 1 | 2 | 2 | 1 | M } 170-174 |
| . | 1 | . | . | . | . | . | . | 2 | 24 | 3 | 29 | 17 | 12 | 4 | F } 170-174 |
| . | 1 | 1 | . | . | . | . | . | 3 | . | 1 | 1 | . | . | . | M } 170 |
| . | . | 1 | . | . | . | . | 1 | 2 | . | . | . | . | . | . | F } 170 |
| . | . | . | . | . | 1 | 1 | . | 1 | 1 | . | 1 | . | . | . | M } 171 |
| . | . | . | . | . | . | . | . | . | . | . | . | . | . | . | F } 171 |
| . | . | . | . | . | . | 1 | 1 | 2 | 1 | . | . | 1 | 1 | . | M } 172 |
| . | . | . | 1 | . | . | 1 | . | . | . | . | . | 1 | . | . | F } 172 |
| . | . | . | . | . | . | 2 | . | . | 1 | . | 1 | 1 | . | . | M } 173 |
| . | . | . | . | . | . | . | . | 2 | 1 | . | . | 3 | . | . | F } 173 |
| . | 1 | 6 | 6 | 11 | 22 | 29 | 30 | 22 | 38 | 31 | 28 | 16 | 9 | 4 | M } 174 |
| . | . | . | . | . | . | . | . | . | . | . | . | . | . | . | F } 174 |
| . | 1 | . | 2 | 11 | 2 | 6 | 9 | 13 | 26 | 41 | 42 | 26 | 20 | 6 | M } 180-189 |
| . | . | . | . | . | 13 | 12 | 32 | 17 | 22 | 34 | 30 | 12 | 6 | 2 | F } 180-189 |
| . | . | . | 1 | 2 | 3 | 6 | 9 | 1 | 9 | 6 | 1 | . | 1 | 2 | F 180 |
| . | . | . | . | . | . | . | . | . | . | . | . | . | . | . | F 181 |
| . | . | . | . | 3 | . | 2 | 7 | 7 | 4 | 7 | 10 | 2 | . | . | F 182 |
| . | . | . | . | 6 | 8 | 4 | 10 | 7 | 5 | 11 | 8 | 5 | . | . | F 183 |
| . | . | . | 1 | . | 1 | . | 2 | . | 1 | 4 | 1 | 1 | . | . | F 184 |
| . | . | . | . | . | . | . | 1 | 6 | 15 | 29 | 28 | 20 | 16 | 6 | M 185 |
| . | 1 | . | . | . | . | . | . | 1 | . | . | . | . | . | . | M 186 |

ABSTRACT 12 (continued). Northern Ireland: Causes

| Detailed List Numbers | CAUSES OF DEATH | AGES AT | | | | | | | | | |
|-----------------------------|---|-------------|---------------------|-------------------------------|----|----|----|----|----|-----|-----|
| | | ALL AGES | Under 4 weeks | Total under one year | 1- | 2- | 3- | 4- | 5- | 10- | 15- |
| 187 | Malignant neoplasm of other and unspecified male genital organs M | 3 | . | . | . | . | . | . | . | . | . |
| 188 | Malignant neoplasm of bladder . {M F | 38 23 | . | . | . | . | . | . | . | . | . |
| 189 | Malignant neoplasm of other and unspecified urinary organs . {M F | 30 12 | . | . | . | . | . | . | . | . | 1 |
| 190-199 | Malignant neoplasm of other and unspecified sites . {M F | 108 122 | . | 1 | 1 | 1 | 1 | 2 | 1 | 4 | . |
| 190 | Malignant neoplasm of eye . {M F | 3 3 | . | . | 1 | . | . | 1 | . | . | . |
| 191 | Malignant neoplasm of brain . {M F | 18 18 | . | . | 1 | . | . | 1 | . | . | . |
| 192 | Malignant neoplasm of other parts of nervous system . {M F | 13 5 | . | 1 | . | . | 1 | 2 | . | 3 | . |
| 193 | Malignant neoplasm of thyroid gland . {M F | 2 10 | . | . | . | . | . | . | . | . | . |
| 194 | Malignant neoplasm of other endocrine glands . {M F | 1 1 | . | . | . | . | . | . | . | . | . |
| 195 | Malignant neoplasm of ill-defined sites . {M F | 15 23 | . | . | . | . | . | . | . | . | . |
| 196 | Secondary and unspecified malignant neoplasm of lymph nodes . {M F | 4 4 | . | . | . | . | . | . | . | . | . |
| 197 | Secondary malignant neoplasm of respiratory and digestive systems . {M F | 25 26 | . | . | . | . | . | . | . | . | . |
| 198 | Other secondary malignant neoplasm . {M F | 6 4 | . | . | . | . | . | . | . | . | . |
| 199 | Malignant neoplasm without specification of site . {M F | 21 28 | . | . | 1 | . | . | . | . | 1 | . |
| 200-209 | Neoplasms of lymphatic and haematopoietic tissue . {M F | 131 85 | . | 1 | 1 | 3 | 1 | 5 | 4 | 2 | 1 |
| 200 | Lymphosarcoma and reticulum-cell sarcoma . {M F | 22 16 | . | . | . | . | 1 | . | . | . | . |
| 201 | Hodgkin's disease . {M F | 12 7 | . | . | . | . | . | 2 | . | 1 | . |
| 202 | Other neoplasms of lymphoid tissue . {M F | 8 6 | . | . | . | . | . | . | . | . | . |
| 203 | Multiple myeloma . {M F | 29 17 | . | . | . | . | . | . | . | . | . |
| 204 | Lymphatic leukaemia . {M F | 19 13 | . | 1 | . | 1 | . | 1 | 1 | 1 | . |
| 205 | Myeloid leukaemia . {M F | 17 14 | . | . | . | 2 | . | 2 | 1 | . | . |
| 206 | Monocytic leukaemia . {M F | 4 1 | . | . | . | . | . | . | . | . | . |
| 207 | Other and unspecified leukaemia . {M F | 11 6 | . | . | 1 | . | . | . | 2 | 1 | . |
| 208 | Polycythaemia vera . {M F | 2 4 | . | . | . | . | . | . | . | . | . |
| 209 | Myelofibrosis . {M F | 7 1 | . | . | . | . | . | . | . | . | . |

of death at different age-periods, 1971.

| DEATH | | | | | | | | | | | | | | | | Detailed List Numbers |
|-------|-----|-----|-----|-----|-----|-----|-----|-----|-----|-----|-----|-----|-----|-----|-------------------|-----------------------------|
| 20- | 25- | 30- | 35- | 40- | 45- | 50- | 55- | 60- | 65- | 70- | 75- | 80- | 85- | 90- | 95 and over | |
| . | . | . | . | . | . | . | . | . | 1 | 1 | 1 | . | . | . | . | M 187 |
| . | . | . | . | . | 1 | 3 | . | 1 | 6 | 8 | 11 | 6 | 3 | . | . | M F } 188 |
| . | . | . | . | 1 | 2 | 3 | 8 | 5 | 4 | 3 | 2 | . | 1 | . | . | M F } 189 |
| . | 1 | 3 | 5 | 2 | 2 | 6 | 9 | 16 | 19 | 14 | 9 | 7 | 4 | 1 | 2 | M F } 190-199 |
| . | . | . | . | 1 | . | . | . | . | . | 2 | . | . | . | . | . | M F } 190 |
| . | 1 | 1 | 1 | 1 | 1 | 1 | 5 | 3 | 3 | . | . | . | . | . | . | M F } 191 |
| . | . | 2 | 2 | 1 | 1 | 2 | . | 1 | . | . | . | . | . | . | . | M F } 192 |
| . | . | . | . | 1 | 1 | . | 1 | 2 | 1 | 3 | 2 | . | 1 | . | . | M F } 193 |
| . | . | . | . | . | . | . | . | 1 | . | . | . | . | . | . | . | M F } 194 |
| . | . | . | . | . | . | 1 | 1 | 4 | 2 | 2 | 1 | 4 | 2 | . | 2 | M F } 195 |
| . | . | . | . | . | . | . | 3 | 2 | 1 | . | . | 1 | 1 | . | . | M F } 196 |
| . | . | . | 2 | 1 | 1 | 4 | 1 | 2 | 3 | 6 | 1 | 1 | 1 | 1 | . | M F } 197 |
| . | . | . | . | . | 1 | . | 2 | . | 2 | . | 2 | . | . | 1 | . | M F } 198 |
| . | . | . | . | 1 | 1 | 3 | 4 | 3 | 3 | 5 | 4 | 1 | 1 | . | . | M F } 199 |
| 4 | 2 | 2 | 2 | 3 | 2 | 9 | 16 | 14 | 17 | 18 | 18 | 7 | 3 | . | . | M F } 200-209 |
| . | 1 | . | . | 2 | 1 | 2 | 6 | 2 | 4 | 2 | 4 | 2 | . | . | . | M F } 200 |
| . | 2 | 2 | . | 1 | . | 1 | 1 | 1 | 1 | 1 | 2 | . | . | . | . | M F } 201 |
| 1 | . | . | . | 1 | 1 | . | 1 | 2 | 1 | 4 | 1 | . | . | . | . | M F } 202 |
| . | . | . | . | 1 | 1 | 3 | 1 | 5 | 7 | 5 | 3 | 4 | 1 | . | . | M F } 203 |
| . | 1 | . | . | . | . | 2 | 1 | 1 | 2 | 6 | 3 | 2 | 1 | . | . | M F } 204 |
| 2 | . | . | 2 | 3 | . | 1 | 2 | 2 | 3 | 1 | 4 | 1 | 1 | . | . | M F } 205 |
| 1 | . | . | . | 1 | . | 1 | . | . | . | . | . | . | 1 | . | . | M F } 206 |
| . | 1 | . | . | . | 1 | . | 1 | 1 | . | 1 | 2 | 1 | 1 | . | . | M F } 207 |
| . | . | . | . | . | . | . | 2 | . | . | 1 | 1 | . | 1 | . | . | M F } 208 |
| . | . | . | . | . | . | 1 | 2 | 1 | . | 1 | 2 | . | . | . | . | M F } 209 |

ABSTRACT 12 (continued). Northern Ireland: Causes

| Detailed List Numbers | CAUSES OF DEATH | AGES AT | | | | | | | | | |
|-----------------------|--|----------|---------------|----------------------|----|----|----|----|----|-----|-----|
| | | ALL AGES | Under 4 weeks | Total under one year | 1- | 2- | 3- | 4- | 5- | 10- | 15- |
| 210-228 | Benign neoplasms . . . {M F | 12 15 | . | . | . | . | . | . | . | 1 | . |
| 210 | Benign neoplasm of buccal cavity and pharynx . . . {M F | . | . | . | . | . | . | . | . | . | . |
| 211 | Benign neoplasm of other parts of digestive system . . . {M F | 1 | . | . | . | . | . | . | . | . | . |
| 212 | Benign neoplasm of respiratory system . . . {M F | 2 1 | . | . | . | . | . | . | . | . | . |
| 213 | Benign neoplasm of bone and cartilage . . . {M F | . | . | . | . | . | . | . | . | . | . |
| 214 | Lipoma . . . {M F | . | . | . | . | . | . | . | . | . | . |
| 215 | Other benign neoplasm of muscular and connective tissue . {M F | . | . | . | . | . | . | . | . | . | . |
| 216 | Benign neoplasm of skin . . {M F | 1 | . | . | . | . | . | . | . | . | . |
| 217 | Benign neoplasm of breast . {M F | . | . | . | . | . | . | . | . | . | . |
| 218 | Uterine fibroma . . . F | 2 | . | . | . | . | . | . | . | . | . |
| 219 | Other benign neoplasm of uterus . F | . | . | . | . | . | . | . | . | . | . |
| 220 | Benign neoplasm of ovary . . F | . | . | . | . | . | . | . | . | . | . |
| 221 | Benign neoplasm of other female genital organs . . . F | . | . | . | . | . | . | . | . | . | . |
| 222 | Benign neoplasm of male genital organs M | . | . | . | . | . | . | . | . | . | . |
| 223 | Benign neoplasm of kidney and other urinary organs . {M F | 3 | . | . | . | . | . | . | . | . | . |
| 224 | Benign neoplasm of eye . . {M F | . | . | . | . | . | . | . | . | . | . |
| 225 | Benign neoplasm of brain and other parts of nervous system . {M F | 2 5 | . | . | . | . | . | . | . | . | . |
| 226 | Benign neoplasm of endocrine glands {M F | 1 1 | . | . | . | . | . | . | . | 1 | . |
| 227 | Haemangioma and lymphangioma {M F | 4 | . | . | . | . | . | . | . | . | . |
| 228 | Benign neoplasm of other and unspecified organs and tissues . {M F | 3 1 | . | . | . | . | . | . | . | . | . |
| 230-239 | Neoplasm of unspecified nature . {M F | 4 10 | . | . | . | 1 | . | . | . | . | . |
| 230 | Neoplasm of unspecified nature of digestive organs . . . {M F | 2 | . | . | . | . | . | . | . | . | . |
| 231 | Neoplasm of unspecified nature of respiratory organs . . {M F | 2 | . | . | . | . | . | . | . | . | . |
| 232 | Neoplasm of unspecified nature of skin and musculo-skeletal system {M F | . | . | . | . | . | . | . | . | . | . |
| 233 | Neoplasm of unspecified nature of breast {M F | . | . | . | . | . | . | . | . | . | . |
| 234 | Neoplasm of unspecified nature of uterus F | . | . | . | . | . | . | . | . | . | . |

of death at different age-periods, 1971.

| DEATH | | | | | | | | | | | | | | | | Detailed List Numbers | | |
|-------|-----|-----|-----|-----|--------|-----|--------|--------|-----|--------|-----|-----|--------|-----|-------------------|-----------------------------|---|---------|
| 20- | 25- | 30- | 35- | 40- | 45- | 50- | 55- | 60- | 65- | 70- | 75- | 80- | 85- | 90- | 95 and over | | | |
| . | 2 | . | 1 | . | 1 2 | . | 2 | 2 3 | 1 | 5 | 1 | 1 | 3 1 | . | 1 | M F | } | 210-228 |
| . | . | . | . | . | . | . | . | . | . | . | . | . | . | . | . | M F | | } |
| . | . | . | . | . | . | . | . | . | . | 1 | . | . | . | . | . | M F | } | |
| . | . | . | . | . | . | . | . | . | . | 2 | . | . | 1 | . | . | M F | | } |
| . | . | . | . | . | . | . | . | . | . | . | . | . | . | . | . | M F | } | |
| . | . | . | . | . | . | . | . | . | . | . | . | . | . | . | . | M F | | } |
| . | . | . | . | . | . | . | . | . | . | . | . | . | . | . | . | M F | } | |
| . | . | . | . | . | . | . | . | . | . | . | . | . | . | . | . | M F | | } |
| . | . | . | . | . | . | . | . | . | . | . | . | . | . | . | 1 | M F | } | |
| . | . | . | . | . | 1 | . | . | . | . | . | . | 1 | . | . | . | F | | } |
| . | . | . | . | . | . | . | . | . | . | . | . | . | . | . | . | F | } | |
| . | . | . | . | . | . | . | . | . | . | . | . | . | . | . | . | F | | } |
| . | . | . | . | . | . | . | . | . | . | . | . | . | . | . | . | F | } | |
| . | . | . | . | . | . | . | . | . | . | . | . | . | . | . | . | M | | } |
| . | . | . | . | . | . | . | . | . | . | . | 1 | . | 2 | . | . | M F | } | |
| . | . | . | . | . | . | . | . | . | . | . | . | . | . | . | . | M F | | } |
| . | . | . | . | . | 1 1 | . | 1 | 1 2 | 1 | . | . | . | . | . | . | M F | } | |
| . | . | . | . | . | . | . | . | 1 | . | . | . | . | . | . | . | M F | | } |
| . | 2 | . | 1 | . | . | . | . | 1 | . | . | . | . | . | . | . | M F | } | |
| . | . | . | . | . | . | . | 1 | . | . | 2 | . | . | 1 | . | . | M F | | } |
| . | 1 | 1 | . | . | . | . | 2 3 | 1 | 1 | 1 1 | 1 | 1 | . | . | . | M F | } | |
| . | . | . | . | . | . | . | . | . | . | 1 | 1 | . | . | . | . | M F | | } |
| . | . | . | . | . | . | . | 1 | . | 1 | . | . | . | . | . | . | M F | } | |
| . | . | . | . | . | . | . | . | . | . | . | . | . | . | . | . | M F | | } |
| . | . | . | . | . | . | . | . | . | . | . | . | . | . | . | . | M F | } | |
| . | . | . | . | . | . | . | . | . | . | . | . | . | . | . | . | F | | } |

ABSTRACT 12 (continued). Northern Ireland: Causes

| Detailed List Numbers | CAUSES OF DEATH | AGES AT | | | | | | | | | |
|--|--|----------|---------------|----------------------|----|----|----|----|----|-----|-----|
| | | ALL AGES | Under 4 weeks | Total under one year | 1- | 2- | 3- | 4- | 5- | 10- | 15- |
| 235 | Neoplasm of unspecified nature F of ovary | . | . | . | . | . | . | . | . | . | . |
| 236 | Neoplasm of unspecified nature F of other female genital organs | . | . | . | . | . | . | . | . | . | . |
| 237 | Neoplasm of unspecified nature { M of other genito-urinary organs . { F | 1 | . | . | . | . | . | . | . | . | . |
| 238 | Neoplasm of unspecified nature { M of eye, brain and other parts of { F nervous system | 2 6 | . | . | . | 1 | . | . | . | . | . |
| 239 | Neoplasm of unspecified nature { M of other and unspecified organs { F | 1 | . | . | . | . | . | . | . | . | . |
| III. Endocrine, Nutritional and Metabolic Diseases | | | | | | | | | | | |
| 240-246 | Diseases of thyroid gland . . . { M F | 18 | . | . | . | . | . | . | . | . | . |
| 240 | Simple goitre { M F | . | . | . | . | . | . | . | . | . | . |
| 241 | Non-toxic nodular goitre . . . { M F | . | . | . | . | . | . | . | . | . | . |
| 242 | Thyrotoxicosis with or without { M goitre { F | 7 | . | . | . | . | . | . | . | . | . |
| 243 | Cretinism of congenital origin . { M F | . | . | . | . | . | . | . | . | . | . |
| 244 | Myxoedema { M F | 8 | . | . | . | . | . | . | . | . | . |
| 245 | Thyroiditis { M F | . | . | . | . | . | . | . | . | . | . |
| 246 | Other diseases of thyroid gland . { M F | 3 | . | . | . | . | . | . | . | . | . |
| 250-258 | Diseases of other endocrine glands { M F | 69 90 | 2 | 2 | 1 | . | 1 | . | 1 | . | . |
| 250 | Diabetes mellitus { M F | 61 83 | . | . | . | . | . | . | . | 1 | . |
| 251 | Disorders of pancreatic internal { M secretion other than diabetes { F mellitus | 2 1 | 1 | 1 | 1 | . | . | . | . | . | . |
| 252 | Diseases of parathyroid gland . { M F | . | . | . | . | . | . | . | . | . | . |
| 253 | Diseases of pituitary gland . { M F | 1 3 | . | . | . | . | . | . | . | . | . |
| 254 | Diseases of thymus gland . { M F | . | . | . | . | . | . | . | . | . | . |
| 255 | Diseases of adrenal glands . { M F | 5 2 | 1 | 1 | . | . | 1 | . | . | . | . |
| 256 | Ovarian dysfunction F | . | . | . | . | . | . | . | . | . | . |
| 257 | Testicular dysfunction . . . M | . | . | . | . | . | . | . | . | . | . |
| 258 | Polyglandular dysfunction and { M other diseases of endocrine { F glands | 1 | . | . | . | . | . | . | . | . | . |

of death at different age-periods, 1971.

| DEATH | | | | | | | | | | | | | | | | Detailed List Numbers |
|-------|-----|-----|-----|-----|-----|-----|-----|-----|-----|-----|-----|-----|-----|-----|-------------------|-----------------------------|
| 20- | 25- | 30- | 35- | 40- | 45- | 50- | 55- | 60- | 65- | 70- | 75- | 80- | 85- | 90- | 95 and over | |
| . | . | . | . | . | . | . | . | . | . | . | . | . | . | . | . | F 235 |
| . | . | . | . | . | . | . | . | . | . | . | . | . | . | . | . | F 236 |
| . | . | . | . | . | . | . | 1 | . | . | . | . | . | . | . | . | M } 237 |
| . | 1 | 1 | . | . | . | . | 2 | 1 | . | 1 | . | . | . | . | . | M } 238 |
| . | . | . | . | . | . | . | . | . | . | . | . | 1 | . | . | . | M } 239 |
| . | . | . | . | . | . | . | . | 1 | 2 | 4 | 2 | 5 | 3 | 1 | . | M } 240-246 |
| . | . | . | . | . | . | . | . | . | . | . | . | . | . | . | . | M } 240 |
| . | . | . | . | . | . | . | . | . | . | . | . | . | . | . | . | M } 241 |
| . | . | . | . | . | . | . | . | . | . | 2 | 1 | 3 | 1 | . | . | M } 242 |
| . | . | . | . | . | . | . | . | . | . | . | . | . | . | . | . | M } 243 |
| . | . | . | . | . | . | . | . | 1 | 1 | 1 | 1 | 2 | 1 | 1 | . | M } 244 |
| . | . | . | . | . | . | . | . | . | . | . | . | . | . | . | . | M } 245 |
| . | . | . | . | . | . | . | . | . | 1 | 1 | . | . | 1 | . | . | M } 246 |
| . | . | . | 3 | 1 | 1 | 3 | 4 | 5 | 7 | 9 | 10 | 11 | 6 | 1 | . | M } 250-258 |
| . | . | . | 3 | 1 | . | 2 | 4 | 4 | 8 | 16 | 10 | 9 | 6 | 1 | . | M } 250 |
| . | . | . | . | . | 1 | . | . | . | . | . | . | . | . | . | . | M } 251 |
| . | . | . | . | . | . | . | . | . | . | . | . | . | . | . | . | M } 252 |
| . | . | . | . | . | . | 1 | . | . | . | 1 | . | 1 | . | . | . | M } 253 |
| . | . | . | . | . | . | . | . | . | . | . | . | . | . | . | . | M } 254 |
| . | . | . | . | . | . | . | . | 1 | 1 | 1 | . | 1 | 1 | . | . | M } 255 |
| . | . | . | . | . | . | . | . | . | . | . | . | . | . | . | . | F 256 |
| . | . | . | . | . | . | . | . | . | . | . | . | . | . | . | . | M 257 |
| . | . | . | . | . | . | . | . | . | 1 | . | . | . | . | . | . | M } 258 |

ABSTRACT 12 (continued). Northern Ireland: Causes

| Detailed List Numbers | CAUSES OF DEATH | AGES AT | | | | | | | | | |
|-----------------------|--|----------|---------------|----------------------|----|----|----|----|----|--------|-----|
| | | ALL AGES | Under 4 weeks | Total under one year | 1- | 2- | 3- | 4- | 5- | 10- | 15- |
| 260-269 | <i>Avitaminoses and other nutritional deficiency</i> {M F | 2 1 | . | . | . | . | . | . | . | . | . |
| 260 | Vitamin A deficiency {M F | . | . | . | . | . | . | . | . | . | . |
| 261 | Thiamine deficiency {M F | . | . | . | . | . | . | . | . | . | . |
| 262 | Niacin deficiency {M F | . | . | . | . | . | . | . | . | . | . |
| 263 | Other vitamin B deficiency . . . {M F | . | . | . | . | . | . | . | . | . | . |
| 264 | Ascorbic acid deficiency . . . {M F | . | . | . | . | . | . | . | . | . | . |
| 265 | Vitamin D deficiency {M F | . | . | . | . | . | . | . | . | . | . |
| 266 | Other vitamin deficiency states . {M F | . | . | . | . | . | . | . | . | . | . |
| 267 | Protein malnutrition {M F | . | . | . | . | . | . | . | . | . | . |
| 268 | Nutritional marasmus {M F | 1 | . | . | . | . | . | . | . | . | . |
| 269 | Other nutritional deficiency . . {M F | 2 | . | . | . | . | . | . | . | . | . |
| 270-279 | <i>Other metabolic diseases</i> . . . {M F | 14 5 | . | 2 2 | 1 | 1 | 1 | 3 | . | 1 | . |
| 270 | Congenital disorders of amino-acid metabolism . . . {M F | 2 | . | 1 | . | . | . | . | 1 | . | . |
| 271 | Congenital disorders of carbohydrate metabolism . . {M F | 1 | . | 1 | . | . | . | . | . | . | . |
| 272 | Congenital disorders of lipid metabolism {M F | . | . | . | . | . | . | . | . | . | . |
| 273 | Other and unspecified congenital disorders of metabolism . {M F | 4 1 | . | 1 1 | . | . | . | 1 | 1 | . | . |
| 274 | Gout {M F | . | . | . | . | . | . | . | . | . | . |
| 275 | Plasma protein abnormalities . {M F | 3 2 | . | . | . | . | 1 | . | 1 | . | 1 |
| 276 | Amyloidosis {M F | 2 | . | . | . | . | . | . | . | . | . |
| 277 | Obesity not specified as of endocrine origin {M F | . | . | . | . | . | . | . | . | . | . |
| 278 | Other hyperalimentation . . . {M F | . | . | . | . | . | . | . | . | . | . |
| 279 | Other and unspecified metabolic diseases {M F | 3 1 | . | . | 1 | . | . | . | . | . | . |
| | IV. Diseases of Blood and Blood-Forming Organs | | | | | | | | | | |
| 280-289 | <i>Diseases of Blood and Blood-Forming organs</i> . . . {M F | 23 36 | 1 | 3 | 1 | . | . | . | . | 1 1 | . |
| 280 | Iron deficiency anaemias . . . {M F | 2 3 | . | . | . | . | . | . | . | . | . |

of death at different age-periods, 1971.

| DEATH | | | | | | | | | | | | | | | Detailed List Numbers |
|-------|-----|-----|-----|-----|-----|-----|-----|-----|-----|-----|-----|-----|-----|--------------------------|-----------------------------|
| 20- | 25- | 30- | 35- | 40- | 45- | 50- | 55- | 60- | 65- | 70- | 75- | 80- | 85- | 90- 95 and over | |
| . | . | . | . | . | . | 1 | . | . | 1 | . | . | 1 | . | . | M F } 260-269 |
| . | . | . | . | . | . | . | . | . | . | . | . | . | . | . | M F } 260 |
| . | . | . | . | . | . | . | . | . | . | . | . | . | . | . | M F } 261 |
| . | . | . | . | . | . | . | . | . | . | . | . | . | . | . | M F } 262 |
| . | . | . | . | . | . | . | . | . | . | . | . | . | . | . | M F } 263 |
| . | . | . | . | . | . | . | . | . | . | . | . | . | . | . | M F } 264 |
| . | . | . | . | . | . | . | . | . | . | . | . | . | . | . | M F } 265 |
| . | . | . | . | . | . | . | . | . | . | . | . | . | . | . | M F } 266 |
| . | . | . | . | . | . | . | . | . | . | . | . | . | . | . | M F } 267 |
| . | . | . | . | . | . | . | . | . | . | . | . | 1 | . | . | M F } 268 |
| . | . | . | . | . | . | 1 | . | . | 1 | . | . | . | . | . | M F } 269 |
| . | . | . | . | . | . | . | 1 | 2 | . | 2 | 1 | . | 1 | . | M F } 270-279 |
| . | . | . | . | . | . | . | . | . | . | . | . | . | . | . | M F } 270 |
| . | . | . | . | . | . | . | . | . | . | . | . | . | . | . | M F } 271 |
| . | . | . | . | . | . | . | . | . | . | . | . | . | . | . | M F } 272 |
| . | . | . | . | . | . | . | . | 1 | . | . | . | . | . | . | M F } 273 |
| . | . | . | . | . | . | . | . | . | . | . | . | . | . | . | M F } 274 |
| . | . | . | . | . | . | . | . | . | . | 2 | . | . | . | . | M F } 275 |
| . | . | . | . | . | . | . | 1 | 1 | . | . | . | . | . | . | M F } 276 |
| . | . | . | . | . | . | . | . | . | . | . | . | . | . | . | M F } 277 |
| . | . | . | . | . | . | . | . | . | . | . | . | . | . | . | M F } 278 |
| . | . | . | . | . | . | . | 1 | . | . | . | 1 | . | 1 | . | M F } 279 |
| . | . | 1 | . | 1 | . | 1 | 1 | 1 | 3 | 4 | 2 | 5 | 1 | 4 | M F } 280-289 |
| . | . | . | . | . | . | 1 | . | 1 | . | 1 | . | . | 1 | . | M F } 280 |

ABSTRACT 12 (continued). Northern Ireland: Causes

| Detailed List Numbers | CAUSES OF DEATH | AGES AT | | | | | | | | | |
|----------------------------|--|----------|---------------|----------------------|--------|--------|--------|--------|--------|--------|--------|
| | | ALL AGES | Under 4 weeks | Total under one year | 1- | 2- | 3- | 4- | 5- | 10- | 15- |
| 281 | Other deficiency anaemias . . . {M F | 3 10 | . . | . . | . . | . . | . . | . . | . . | . . | . . |
| 282 | Hereditary haemolytic anaemias {M F | 1 1 | . . | . . | . . | . . | . . | . . | . . | . . | . . |
| 283 | Acquired haemolytic anaemias . {M F | . 1 | . . | . . | . . | . . | . . | . . | . . | . . | . . |
| 284 | Aplastic anaemia . . . {M F | 7 2 | . . | . . | 1 . | . . | . . | . . | . . | . . | . . |
| 285 | Other and unspecified anaemias . {M F | 5 15 | 1 . | 1 . | . . | . . | . . | . . | . . | . . | . . |
| 286 | Coagulation defects . . . {M F | 1 . | . . | . . | . . | . . | . . | . . | . . | . . | . . |
| 287 | Purpura and other haemorrhagic conditions . . . {M F | 2 2 | . . | 1 . | . . | . . | . . | . . | . . | 1 1 | . . |
| 288 | Agranulocytosis . . . {M F | 1 1 | . . | . . | . . | . . | . . | . . | . . | . . | . . |
| 289 | Other diseases of blood and blood-forming organs . . . {M F | 1 1 | . . | 1 . | . . | . . | . . | . . | . . | . . | . . |
| V. Mental Disorders | | | | | | | | | | | |
| 290-299 | Psychoses {M F | 14 12 | . . | . . | . . | . . | . . | . . | . . | . . | . . |
| 290 | Senile and pre-senile dementia . {M F | 11 12 | . . | . . | . . | . . | . . | . . | . . | . . | . . |
| 291 | Alcoholic psychosis . . . {M F | 1 . | . . | . . | . . | . . | . . | . . | . . | . . | . . |
| 292 | Psychosis associated with intra-cranial infection . . . {M F | . . | . . | . . | . . | . . | . . | . . | . . | . . | . . |
| 293 | Psychosis associated with other cerebral condition . . . {M F | . . | . . | . . | . . | . . | . . | . . | . . | . . | . . |
| 294 | Psychosis associated with other physical condition . . . {M F | . . | . . | . . | . . | . . | . . | . . | . . | . . | . . |
| 295 | Schizophrenia {M F | 1 . | . . | . . | . . | . . | . . | . . | . . | . . | . . |
| 296 | Affective psychoses . . . {M F | . . | . . | . . | . . | . . | . . | . . | . . | . . | . . |
| 297 | Paranoid states {M F | . . | . . | . . | . . | . . | . . | . . | . . | . . | . . |
| 298 | Other psychoses {M F | 1 . | . . | . . | . . | . . | . . | . . | . . | . . | . . |
| 299 | Unspecified psychosis . . . {M F | . . | . . | . . | . . | . . | . . | . . | . . | . . | . . |
| 300-309 | Neuroses, personality disorders and other non-psychotic mental disorders {M F | 10 3 | . . | . . | . . | . . | . . | . . | . . | . . | . . |
| 300 | Neuroses {M F | . . | . . | . . | . . | . . | . . | . . | . . | . . | . . |
| 301 | Personality disorders . . . {M F | . . | . . | . . | . . | . . | . . | . . | . . | . . | . . |
| 302 | Sexual deviation {M F | . . | . . | . . | . . | . . | . . | . . | . . | . . | . . |

of death at different age-periods, 1971.

| DEATH | | | | | | | | | | | | | | | | Detailed List Numbers |
|-------|--------|-----|-----|-----|-----|-----|-----|--------|-----|--------|--------|--------|--------|-----|-------------------|-----------------------------|
| 20- | 25- | 30- | 35- | 40- | 45- | 50- | 55- | 60- | 65- | 70- | 75- | 80- | 85- | 90- | 95 and over | |
| . | . | . | . | . | . | . | . | . | 1 | 3 1 | . | 5 | 1 | 2 | . | M F } 281 |
| . | . | . | . | 1 | . | . | . | . | . | . | . | . | 1 | . | . | M F } 282 |
| . | . | . | . | . | . | . | . | . | . | . | . | 1 | . | . | . | M F } 283 |
| . | . | 1 | . | . | . | . | 1 | . | 1 | 1 | 1 | 2 | . | . | . | M F } 284 |
| . | . | . | . | . | . | 1 | . | . | 1 | 2 | 1 | 3 5 | 4 | 2 | . | M F } 285 |
| . | . | . | . | . | . | . | . | . | 1 | . | . | . | . | . | . | M F } 286 |
| . | . | . | . | . | . | . | . | . | 1 | . | . | . | . | . | . | M F } 287 |
| . | . | . | . | . | . | . | . | . | 1 | . | . | . | . | . | . | M F } 288 |
| . | . | . | . | . | . | . | . | . | 1 | . | . | . | . | . | . | M F } 289 |
| . | . | . | . | 1 | 1 | . | . | 1 | 1 | 4 1 | 3 1 | 2 | 3 7 | 1 | . | M F } 290-299 |
| . | . | . | . | . | . | . | . | . | 1 | 4 1 | 3 1 | 2 | 3 7 | 1 | . | M F } 290 |
| . | . | . | . | . | . | . | . | 1 | . | . | . | . | . | . | . | M F } 291 |
| . | . | . | . | . | . | . | . | . | . | . | . | . | . | . | . | M F } 292 |
| . | . | . | . | . | . | . | . | . | . | . | . | . | . | . | . | M F } 293 |
| . | . | . | . | . | . | . | . | . | . | . | . | . | . | . | . | M F } 294 |
| . | . | . | . | . | 1 | . | . | . | . | . | . | . | . | . | . | M F } 295 |
| . | . | . | . | . | . | . | . | . | . | . | . | . | . | . | . | M F } 296 |
| . | . | . | . | . | . | . | . | . | . | . | . | . | . | . | . | M F } 297 |
| . | . | . | . | 1 | . | . | . | . | . | . | . | . | . | . | . | M F } 298 |
| . | . | . | . | . | . | . | . | . | . | . | . | . | . | . | . | M F } 299 |
| . | 1 1 | 1 | . | . | . | 1 | 2 | 1 2 | . | 3 | 1 | . | . | . | . | M F } 300-309 |
| . | . | . | . | . | . | . | . | . | . | . | . | . | . | . | . | M F } 300 |
| . | . | . | . | . | . | . | . | . | . | . | . | . | . | . | . | M F } 301 |
| . | . | . | . | . | . | . | . | . | . | . | . | . | . | . | . | M F } 302 |

ABSTRACT 12 (continued) Northern Ireland: Causes

| Detailed List Numbers | CAUSES OF DEATH | AGES AT | | | | | | | | | |
|-----------------------------|---|-------------|---------------------|-------------------------------|--------|----|----|----|--------|--------|--------|
| | | ALL AGES | Under 4 weeks | Total under one year | 1- | 2- | 3- | 4- | 5- | 10- | 15- |
| 303 | Alcoholism {M F | 10 2 | . | . | . | . | . | . | . | . | . |
| 304 | Drug dependence {M F | . | . | . | . | . | . | . | . | . | . |
| 305 | Physical disorders of presumably psychogenic origin {M F | . | . | . | . | . | . | . | . | . | . |
| 306 | Special symptoms not elsewhere classified {M F | 1 | . | . | . | . | . | . | . | . | . |
| 307 | Transient situational disturbances {M F | . | . | . | . | . | . | . | . | . | . |
| 308 | Behaviour disorders of childhood {M F | . | . | . | . | . | . | . | . | . | . |
| 309 | Mental disorders not specified as psychotic associated with phy- sical conditions {M F | . | . | . | . | . | . | . | . | . | . |
| 310-315 | Mental retardation {M F | . | . | . | . | . | . | . | . | . | . |
| 310 | Borderline mental retardation . {M F | . | . | . | . | . | . | . | . | . | . |
| 311 | Mild mental retardation . . . {M F | . | . | . | . | . | . | . | . | . | . |
| 312 | Moderate mental retardation . {M F | . | . | . | . | . | . | . | . | . | . |
| 313 | Severe mental retardation . . {M F | . | . | . | . | . | . | . | . | . | . |
| 314 | Profound mental retardation . {M F | . | . | . | . | . | . | . | . | . | . |
| 315 | Unspecified mental retardation . {M F | . | . | . | . | . | . | . | . | . | . |
| | VI. Diseases of the Nervous System and Sense Organs | | | | | | | | | | |
| 320-324 | Inflammatory diseases of central nervous system {M F | 18 8 | 1 2 | 8 4 | 1 1 | . | . | . | 1 1 | 2 . | . 1 |
| 320 | Meningitis {M F | 9 6 | 1 2 | 6 4 | 1 1 | . | . | . | . | . | . |
| 321 | Phlebitis and thrombophlebitis of intracranial venous sinuses . {M F | 2 . | . | 2 . | . | . | . | . | . | . | . |
| 322 | Intracranial and intraspinal abscess {M F | 3 1 | . | . | . | . | . | . | . | . | 1 |
| 323 | Encephalitis, myelitis, and en- cephalomyelitis {M F | 4 1 | . | . | . | . | . | . | 1 1 | 2 . | . |
| 324 | Late effects of intracranial abscess or pyogenic infection . . . {M F | . | . | . | . | . | . | . | . | . | . |
| 330-333 | Hereditary and familial diseases of nervous system {M F | 7 4 | . | . | . | . | . | . | . | . | 2 . |
| 330 | Hereditary neuromuscular dis- orders {M F | 4 2 | . | . | . | . | . | . | . | . | 2 . |
| 331 | Hereditary diseases of the striato- pallidal system {M F | 2 . | . | . | . | . | . | . | . | . | . |
| 332 | Hereditary ataxia {M F | 3 . | . | . | . | . | . | . | . | . | . |
| 333 | Other hereditary and familial dis- eases of nervous system . . {M F | . | . | . | . | . | . | . | . | . | . |

of death at different age-periods, 1971.

| DEATH | | | | | | | | | | | | | | | | Detailed List Numbers | | |
|-------|-----|-----|-----|-----|-----|-----|-----|-----|-----|-----|-----|-----|-----|-----|-------------------|-----------------------------|---|-----|
| 20- | 25- | 30- | 35- | 40- | 45- | 50- | 55- | 60- | 65- | 70- | 75- | 80- | 85- | 90- | 95 and over | | | |
| . | 1 | 1 | . | . | . | 1 | 2 | 1 | . | 3 | 1 | . | . | . | . | M F | } | 303 |
| . | 1 | . | . | . | . | . | . | 1 | . | . | . | . | . | . | . | M F | | 304 |
| . | . | . | . | . | . | . | . | . | . | . | . | . | . | . | . | M F | } | 305 |
| . | . | . | . | . | . | . | . | 1 | . | . | . | . | . | . | . | M F | | 306 |
| . | . | . | . | . | . | . | . | . | . | . | . | . | . | . | . | M F | } | 307 |
| . | . | . | . | . | . | . | . | . | . | . | . | . | . | . | . | M F | | 308 |
| . | . | . | . | . | . | . | . | . | . | . | . | . | . | . | . | M F | } | 309 |
| . | . | . | . | . | . | . | . | . | . | . | . | . | . | . | . | M F | | } |
| . | . | . | . | . | . | . | . | . | . | . | . | . | . | . | . | M F | } | |
| . | . | . | . | . | . | . | . | . | . | . | . | . | . | . | . | M F | | } |
| . | . | . | . | . | . | . | . | . | . | . | . | . | . | . | . | M F | } | |
| . | . | . | . | . | . | . | . | . | . | . | . | . | . | . | . | M F | | } |
| . | . | . | . | . | . | . | . | . | . | . | . | . | . | . | . | M F | } | |
| . | . | . | . | . | . | . | . | . | . | . | . | . | . | . | . | M F | | } |
| . | . | 1 | . | . | 1 | 1 | . | . | 2 | 1 | . | . | . | . | . | M F | } | |
| . | . | 1 | . | . | . | . | 1 | . | 1 | . | . | . | . | . | . | M F | | } |
| . | . | . | . | . | . | . | . | . | . | . | . | . | . | . | . | M F | } | |
| . | . | . | . | . | 1 | . | . | . | 1 | 1 | . | . | . | . | . | M F | | } |
| . | . | . | . | . | . | 1 | . | . | . | . | . | . | . | . | . | M F | } | |
| . | . | . | . | . | . | . | . | . | . | . | . | . | . | . | . | M F | | } |
| 1 | . | . | 1 | . | 1 | . | . | 1 | 1 | . | . | . | 1 | . | . | M F | } | |
| 1 | . | . | . | . | . | . | . | 1 | 1 | . | . | . | . | 1 | . | M F | | } |
| . | . | . | . | . | 1 | . | . | 1 | . | . | . | . | . | . | . | M F | } | |
| . | . | . | 1 | . | 1 | . | . | 1 | . | . | . | . | . | . | . | M F | | } |
| . | . | . | . | . | . | . | . | . | . | . | . | . | . | . | . | M F | } | |

ABSTRACT 12 (continued). Northern Ireland: Causes

| Detailed List Numbers | CAUSES OF DEATH | AGES AT | | | | | | | | | |
|-----------------------------|--|-------------|---------------------|-------------------------------|----|--------|----|----|--------|--------|--------|
| | | ALL AGES | Under 4 weeks | Total under one year | 1- | 2- | 3- | 4- | 5- | 10- | 15- |
| 340-349 | <i>Other diseases of central nervous system</i> {M F | 83 89 | . | 1 3 | . | 2 1 | . | . | 2 2 | 1 2 | 4 3 |
| 340 | Multiple sclerosis . . . {M F | 18 11 | . | . | . | . | . | . | . | . | . |
| 341 | Other demyelinating diseases of central nervous system . . {M F | . | . | . | . | . | . | . | . | . | . |
| 342 | Paralysis agitans . . . {M F | 16 25 | . | 1 | . | . | . | . | . | . | . |
| 343 | Cerebral spastic infantile paralysis {M F | 7 2 | . | . | 1 | . | . | . | 2 1 | 1 | 2 |
| 344 | Other cerebral paralysis . . {M F | 16 27 | . | . | . | . | . | . | . | . | . |
| 345 | Epilepsy . . . {M F | 11 11 | . | 1 | 1 | . | . | . | 1 | 1 | 1 2 |
| 346 | Migraine . . . {M F | . | . | . | . | . | . | . | . | . | . |
| 347 | Other diseases of brain . {M F | 7 3 | . | 1 1 | . | . | . | . | . | . | 1 1 |
| 348 | Motor neurone disease . {M F | 8 9 | . | . | . | . | . | . | . | . | . |
| 349 | Other diseases of spinal cord . {M F | . | . | . | . | . | . | . | . | . | . |
| 350-358 | <i>Diseases of nerves and peripheral ganglia</i> {M F | 1 1 | . | . | . | . | . | . | . | . | . |
| 350 | Facial paralysis . . {M F | . | . | . | . | . | . | . | . | . | . |
| 351 | Trigeminal neuralgia . . {M F | . | . | . | . | . | . | . | . | . | . |
| 352 | Brachial neuritis . . {M F | . | . | . | . | . | . | . | . | . | . |
| 353 | Sciatica . . . {M F | . | . | . | . | . | . | . | . | . | . |
| 354 | Polyneuritis and polyradiculitis . {M F | 1 1 | . | . | . | . | . | . | . | . | . |
| 355 | Other and unspecified forms of neuralgia and neuritis . {M F | . | . | . | . | . | . | . | . | . | . |
| 356 | Other diseases of cranial nerves {M F | . | . | . | . | . | . | . | . | . | . |
| 357 | Other diseases of peripheral nerves except autonomic . {M F | . | . | . | . | . | . | . | . | . | . |
| 358 | Diseases of peripheral autonomic nervous system . {M F | . | . | . | . | . | . | . | . | . | . |
| 360-369 | <i>Inflammatory diseases of the eye</i> {M F | . | . | . | . | . | . | . | . | . | . |
| 370-379 | <i>Other diseases and conditions of eye</i> {M F | 1 | . | . | . | . | . | . | . | . | . |
| 380-389 | <i>Diseases of the ear and mastoid process</i> {M F | 1 | . | . | . | . | . | . | . | . | . |
| 380 | Otitis externa . . . {M F | . | . | . | . | . | . | . | . | . | . |
| 381 | Otitis media without mention of mastoiditis . . . {M F | 1 | . | . | . | . | . | . | . | . | . |

of death at different age-periods, 1971.

| DEATH | | | | | | | | | | | | | | | 95 and over | Detailed List Numbers | |
|--------|--------|--------|--------|--------|--------|--------|--------|--------|----------|----------|---------|---------|--------|--------|-------------------|-----------------------------|-----------|
| 20- | 25- | 30- | 35- | 40- | 45- | 50- | 55- | 60- | 65- | 70- | 75- | 80- | 85- | 90- | | | |
| 2 1 | 3 1 | 3 . | 1 1 | 4 . | 3 1 | 5 5 | 7 6 | 7 6 | 12 10 | 10 11 | 7 12 | 4 17 | 3 5 | 2 2 | . | M F | } 340-349 |
| . | . | 1 . | 1 . | 3 . | 1 1 | 3 2 | 5 2 | 3 2 | 2 2 | . | 1 . | . | . | . | . | M F | } 340 |
| . | . | . | . | . | . | . | . | . | . | . | . | . | . | . | . | M F | } 341 |
| . | . | . | . | . | . | . | 1 1 | 1 2 | 3 3 | 3 6 | 3 3 | 2 8 | 2 1 | 1 . | . | M F | } 342 |
| 1 . | . | . | . | . | . | . | . | 1 . | . | . | . | . | . | . | . | M F | } 343 |
| . | . | . | . | . | . | . | 1 . | 1 2 | 2 . | 7 4 | 3 7 | 2 8 | 1 3 | 2 . | . | M F | } 344 |
| 1 1 | 3 1 | 2 . | 1 . | 1 . | . | 1 . | . | . | . | 1 . | . | . | 1 . | . | . | M F | } 345 |
| . | . | . | . | . | . | . | . | . | . | . | . | . | . | . | . | M F | } 346 |
| . | . | . | . | . | 1 . | 1 . | . | 1 . | 2 . | . | 1 . | . | . | . | . | M F | } 347 |
| . | . | . | . | . | 1 . | 2 1 | 1 2 | . | 3 5 | . | 1 . | . | . | 1 . | . | M F | } 348 |
| . | . | . | . | . | . | . | . | . | . | . | . | 1 . | . | . | . | M F | } 349 |
| . | . | . | . | . | . | . | 1 . | . | . | 1 . | . | . | . | . | . | M F | } 350-358 |
| . | . | . | . | . | . | . | . | . | . | . | . | . | . | . | . | M F | } 350 |
| . | . | . | . | . | . | . | . | . | . | . | . | . | . | . | . | M F | } 351 |
| . | . | . | . | . | . | . | . | . | . | . | . | . | . | . | . | M F | } 352 |
| . | . | . | . | . | . | . | . | . | . | . | . | . | . | . | . | M F | } 353 |
| . | . | . | . | . | . | . | 1 . | . | . | 1 . | . | . | . | . | . | M F | } 354 |
| . | . | . | . | . | . | . | . | . | . | . | . | . | . | . | . | M F | } 355 |
| . | . | . | . | . | . | . | . | . | . | . | . | . | . | . | . | M F | } 356 |
| . | . | . | . | . | . | . | . | . | . | . | . | . | . | . | . | M F | } 357 |
| . | . | . | . | . | . | . | . | . | . | . | . | . | . | . | . | M F | } 358 |
| . | . | . | . | . | . | . | . | . | . | . | . | . | . | . | . | M F | } 360-369 |
| . | . | . | . | . | . | . | 1 . | . | . | . | . | . | . | . | . | M F | } 370-379 |
| . | . | . | . | . | 1 . | . | . | . | . | . | . | . | . | . | . | M F | } 380-389 |
| . | . | . | . | . | . | . | . | . | . | . | . | . | . | . | . | M F | } 380 |
| . | . | . | . | . | 1 . | . | . | . | . | . | . | . | . | . | . | M F | } 381 |

ABSTRACT 12 (continued). Northern Ireland: Causes

| Detailed List Numbers | CAUSES OF DEATH | AGES AT | | | | | | | | | |
|---|---|-----------|---------------|----------------------|----|----|----|----|----|-----|-----|
| | | ALL AGES | Under 4 weeks | Total under one year | 1- | 2- | 3- | 4- | 5- | 10- | 15- |
| 382 | Otitis media with mastoiditis . {M F | . | . | . | . | . | . | . | . | . | . |
| 383 | Mastoiditis without mention of {M otitis media {F | . | . | . | . | . | . | . | . | . | . |
| 384 | Other inflammatory diseases of ear {M F | . | . | . | . | . | . | . | . | . | . |
| 385 | Ménière's disease {M F | . | . | . | . | . | . | . | . | . | . |
| 386 | Otosclerosis {M F | . | . | . | . | . | . | . | . | . | . |
| 387 | Other diseases of ear and mastoid {M process {F | . | . | . | . | . | . | . | . | . | . |
| 388 | Deaf mutism {M F | . | . | . | . | . | . | . | . | . | . |
| 389 | Other deafness {M F | . | . | . | . | . | . | . | . | . | . |
| VII. Diseases of the Circulatory System | | | | | | | | | | | |
| 390-392 | Active rheumatic fever . . {M F | . | . | . | . | . | . | . | . | . | . |
| 390 | Rheumatic fever without mention {M of heart involvement . . {F | . | . | . | . | . | . | . | . | . | . |
| 391 | Rheumatic fever with heart in- {M volvement {F | . | . | . | . | . | . | . | . | . | . |
| 392 | Chorea {M F | . | . | . | . | . | . | . | . | . | . |
| 393-398 | Chronic rheumatic heart disease . {M F | 68 146 | . | . | . | . | . | . | . | 1 | 1 |
| 393 | Diseases of pericardium . . {M F | 1 | . | . | . | . | . | . | . | 1 | . |
| Diseases of mitral valve:— | | | | | | | | | | | |
| 394.0 | Specified as rheumatic . . {M F | 6 18 | . | . | . | . | . | . | . | . | . |
| 394.9 | Not specified as rheumatic . {M F | 12 42 | . | . | . | . | . | . | . | . | . |
| Diseases of aortic valve:— | | | | | | | | | | | |
| 395.0 | Specified as rheumatic . . {M F | 4 3 | . | . | . | . | . | . | . | . | . |
| 395.9 | Not specified as rheumatic . {M F | 13 16 | . | . | . | . | . | . | . | . | 1 |
| Diseases of mitral and aortic valves:— | | | | | | | | | | | |
| 396.0 | Specified as rheumatic . . {M F | 5 7 | . | . | . | . | . | . | . | . | . |
| 396.9 | Not specified as rheumatic {M F | 4 3 | . | . | . | . | . | . | . | . | . |
| 397 | Diseases of other endocardial {M structures {F | 3 5 | . | . | . | . | . | . | . | . | . |
| 398 | Other heart disease, specified as {M rheumatic {F | 21 51 | . | . | . | . | . | . | . | . | . |
| 400-404 | Hypertensive disease . . {M F | 99 110 | . | . | . | . | . | . | . | . | . |

of death at different age-periods, 1971.

| DEATH | | | | | | | | | | | | | | | | Detailed List Numbers | | |
|-------|-----|-----|-----|-----|-----|-----|------|-------|-------|-------|-------|-------|------|-----|-------------------|-----------------------------|---|---------|
| 20- | 25- | 30- | 35- | 40- | 45- | 50- | 55- | 60- | 65- | 70- | 75- | 80- | 85- | 90- | 95 and over | | | |
| . | . | . | . | . | . | . | . | . | . | . | . | . | . | . | . | M F | } | 382 |
| . | . | . | . | . | . | . | . | . | . | . | . | . | . | . | . | M F | } | 383 |
| . | . | . | . | . | . | . | . | . | . | . | . | . | . | . | . | M F | } | 384 |
| . | . | . | . | . | . | . | . | . | . | . | . | . | . | . | . | M F | } | 385 |
| . | . | . | . | . | . | . | . | . | . | . | . | . | . | . | . | M F | } | 386 |
| . | . | . | . | . | . | . | . | . | . | . | . | . | . | . | . | M F | } | 387 |
| . | . | . | . | . | . | . | . | . | . | . | . | . | . | . | . | M F | } | 388 |
| . | . | . | . | . | . | . | . | . | . | . | . | . | . | . | . | M F | } | 389 |
| . | . | . | . | . | . | . | . | . | . | . | . | . | . | . | . | M F | } | 390-392 |
| . | . | . | . | . | . | . | . | . | . | . | . | . | . | . | . | M F | } | 390 |
| . | . | . | . | . | . | . | . | . | . | . | . | . | . | . | . | M F | } | 391 |
| . | . | . | . | . | . | . | . | . | . | . | . | . | . | . | . | M F | } | 392 |
| 1 | 2 | 2 | 1 3 | 4 5 | 7 5 | 7 6 | 8 19 | 15 25 | 9 22 | 5 21 | 7 15 | 3 13 | 5 | 1 | 1 | M F | } | 393-398 |
| . | . | . | . | . | . | . | . | . | . | . | . | . | . | . | . | M F | } | 393 |
| . | . | 1 | . | 1 | 1 1 | 1 2 | 2 | 1 3 | 1 5 | 1 1 | 2 | . | . | . | 1 | M F | } | 394.0 |
| . | . | . | 1 | . | 1 1 | 1 2 | 2 8 | 4 5 | 2 5 | 5 | 1 5 | 6 | 4 | 1 | . | M F | } | 394.9 |
| . | . | . | . | . | 1 | . | . | 2 | . | 1 | 1 | . | . | . | . | M F | } | 395.0 |
| . | . | . | . | . | 1 | 1 | 3 1 | 2 2 | 3 2 | 1 4 | 3 1 | 1 2 | 1 | . | . | M F | } | 395.9 |
| . | . | . | 1 | 1 | 1 | 1 | 1 | 1 3 | 1 1 | 1 | . | . | . | . | . | M F | } | 396.0 |
| . | . | . | . | . | . | . | 1 | 1 | 1 | 1 1 | 1 | 1 | . | . | . | M F | } | 396.9 |
| . | . | . | . | 1 | 1 | 2 | 1 | 1 | 1 | . | . | 1 | . | . | . | M F | } | 397 |
| 1 | 2 | 1 | 2 | 3 3 | 2 2 | 2 1 | 2 6 | 5 10 | 2 5 | 2 8 | 1 7 | 1 4 | . | . | . | M F | } | 398 |
| 1 | . | 1 | 2 1 | 2 | 2 2 | 6 1 | 6 4 | 14 10 | 15 12 | 15 14 | 15 19 | 15 25 | 1 16 | 4 5 | 1 | M F | } | 400-404 |

ABSTRACT 12 (continued). Northern Ireland: Causes

| Detailed List Numbers | CAUSES OF DEATH | AGES AT | | | | | | | | | |
|-----------------------------|---|----------------|---------------------|-------------------------------|----|----|----|----|----|-----|-----|
| | | ALL AGES | Under 4 weeks | Total under one year | 1- | 2- | 3- | 4- | 5- | 10- | 15- |
| 400 | Malignant hypertension . . . { F | 9 4 | . | . | . | . | . | . | . | . | . |
| 401 | Essential benign hypertension . . { F | 26 22 | . | . | . | . | . | . | . | . | . |
| 402 | Hypertensive heart disease . . { F | 57 75 | . | . | . | . | . | . | . | . | . |
| 403 | Hypertensive renal disease . . { F | 7 9 | . | . | . | . | . | . | . | . | . |
| 404 | Hypertensive heart and renal dis- ease { F | . | . | . | . | . | . | . | . | . | . |
| 410-414 | Ischaemic heart disease . . . { F | 2,699 1,808 | . | . | . | . | . | . | . | . | . |
| | Acute myocardial infarction:— | | | | | | | | | | |
| 410.0 | With hypertensive disease . . { F | 161 154 | . | . | . | . | . | . | . | . | . |
| 410.9 | Without mention of hypertensive disease { F | 1,811 972 | . | . | . | . | . | . | . | . | . |
| | Other acute and sub-acute forms of ischaemic heart disease:— | | | | | | | | | | |
| 411.0 | With hypertensive disease . . { F | . | . | . | . | . | . | . | . | . | . |
| 411.9 | Without mention of hypertensive disease { F | . | . | . | . | . | . | . | . | . | . |
| | Chronic ischaemic heart disease:— | | | | | | | | | | |
| 412.0 | With hypertensive disease . . { F | 91 55 | . | . | . | . | . | . | . | . | . |
| 412.9 | Without mention of hypertensive disease { F | 632 626 | . | . | . | . | . | . | . | . | . |
| | Angina pectoris:— | | | | | | | | | | |
| 413.0 | With hypertensive disease . . { F | 1 . | . | . | . | . | . | . | . | . | . |
| 413.9 | Without mention of hypertensive disease { F | 3 1 | . | . | . | . | . | . | . | . | . |
| | Asymptomatic ischaemic heart disease:— | | | | | | | | | | |
| 414.0 | With hypertensive disease . . { F | . | . | . | . | . | . | . | . | . | . |
| 414.9 | Without mention of hypertensive disease { F | . | . | . | . | . | . | . | . | . | . |
| 420-429 | Other forms of heart disease . . { F | 408 522 | 1 1 | 1 1 | . | . | . | . | 1 | 1 | 1 |
| 420 | Acute pericarditis, non-rheumatic { F | . | . | . | . | . | . | . | . | . | . |
| 421 | Acute and sub-acute endocarditis. { F | 3 5 | . | . | . | . | . | . | . | . | . |
| 422 | Acute myocarditis { F | 2 3 | . | . | 1 | . | . | . | . | . | . |
| 423 | Chronic disease of pericardium, { non-rheumatic { F | 2 1 | . | . | . | . | . | . | . | . | . |
| 424 | Chronic disease of endocardium . { F | 9 7 | . | . | . | . | . | . | . | . | . |

of death at different age-periods, 1971.

| DEATH | | | | | | | | | | | | | | | | Detailed List Numbers | | |
|--------|-----|-----|---------|---------|----------|-----------|-----------|------------|------------|------------|------------|------------|------------|-----------|-------------------|-----------------------------|---|---------|
| 20- | 25- | 30- | 35- | 40- | 45- | 50- | 55- | 60- | 65- | 70- | 75- | 80- | 85- | 90- | 95 and over | | | |
| . | . | . | 2 1 | . | 1 | 1 | 2 | 1 1 | . | 1 2 | 1 | . | . | . | . | M F | } | 400 |
| 1 | . | 1 | . | 1 | 1 2 | 2 | 2 2 | 2 4 | 5 1 | 5 1 | 1 3 | 4 6 | 3 | 1 | . | M F | | |
| . | . | . | . | 1 | . | 3 | 1 2 | 11 3 | 8 11 | 9 11 | 11 13 | 11 19 | 10 | 2 5 | 1 | M F | } | 402 |
| . | . | . | . | . | . | 1 | . | 2 | . | . | 2 3 | . | 1 3 | 1 | . | M F | | |
| . | . | . | . | . | . | . | . | . | . | . | . | . | . | . | . | M F | } | 404 |
| . | . | . | . | . | . | . | . | . | . | . | . | . | . | . | . | M F | | |
| . | 4 | 5 | 24 3 | 54 9 | 92 25 | 156 29 | 246 67 | 380 131 | 429 216 | 439 336 | 362 332 | 274 314 | 156 214 | 64 105 | 14 27 | M F | } | 410-414 |
| . | . | . | . | . | . | . | . | . | . | . | . | . | . | . | . | M F | | |
| . | . | . | 1 | 5 2 | 5 4 | 14 3 | 16 8 | 25 20 | 26 32 | 30 37 | 20 24 | 14 16 | 4 4 | 1 4 | . | M F | } | 410.0 |
| . | 2 | 1 | 15 2 | 39 4 | 62 18 | 112 21 | 180 44 | 291 89 | 308 140 | 315 207 | 233 181 | 157 163 | 63 66 | 29 30 | 4 7 | M F | | |
| . | . | . | . | . | . | . | . | . | . | . | . | . | . | . | . | M F | } | 411.0 |
| . | . | . | . | . | . | . | . | . | . | . | . | . | . | . | . | M F | | |
| . | . | . | . | . | . | . | . | . | . | . | . | . | . | . | . | M F | } | 411.9 |
| . | . | . | . | . | . | . | . | . | . | . | . | . | . | . | . | M F | | |
| . | . | 1 | 2 | 1 | 5 | 4 | 8 | 15 6 | 20 11 | 17 13 | 9 | 5 6 | 4 3 | . | . | M F | } | 412.0 |
| . | 2 | 3 | 6 1 | 9 2 | 20 3 | 26 4 | 42 13 | 48 16 | 74 32 | 75 79 | 100 116 | 98 129 | 85 141 | 34 70 | 10 20 | M F | | |
| . | . | . | . | . | . | . | . | 1 | . | . | . | . | . | . | . | M F | } | 413.0 |
| . | . | . | . | . | . | . | . | . | 1 | 2 | . | . | . | . | . | M F | | |
| . | . | . | . | . | . | . | . | . | . | . | . | . | . | . | . | M F | } | 413.9 |
| . | . | . | . | . | . | . | . | . | . | . | . | . | . | . | . | M F | | |
| . | . | . | . | . | . | . | . | . | . | . | . | . | . | . | . | M F | } | 414.0 |
| . | . | . | . | . | . | . | . | . | . | . | . | . | . | . | . | M F | | |
| 1 1 | 2 | 2 | 1 | 1 2 | 8 2 | 2 1 | 7 | 14 16 | 48 25 | 52 47 | 65 89 | 100 124 | 60 121 | 32 54 | 12 28 | M F | } | 420-429 |
| 1 | . | . | . | . | . | . | . | . | . | 1 | . | . | . | . | . | M F | | |
| . | . | . | 1 | . | . | . | 1 | 1 | 1 | . | 2 | 1 | . | . | . | M F | } | 421 |
| . | . | 2 | . | . | . | . | . | . | . | . | . | 1 | 1 | . | . | M F | | |
| . | . | . | . | . | . | . | . | . | . | . | . | 1 | 1 | . | . | M F | } | 422 |
| . | . | . | . | . | . | . | . | . | 2 | . | . | 1 | . | . | . | M F | | |
| . | . | . | . | . | 1 | . | 1 | 1 | 3 | 2 | 1 | 3 | 1 3 | . | . | M F | } | 424 |
| . | . | . | . | . | . | . | . | . | . | . | . | . | . | . | . | M F | | |

ABSTRACT 12 (continued). Northern Ireland: Causes

| Detailed List Numbers | CAUSES OF DEATH | AGES AT | | | | | | | | | |
|-----------------------------|---|----------------|---------------------|-------------------------------|--------|--------|--------|--------|--------|--------|--------|
| | | ALL AGES | Under 4 weeks | Total under one year | 1- | 2- | 3- | 4- | 5- | 10- | 15- |
| 425 | Cardiomyopathy . . . { M F | 3 . | . . | . . | . . | . . | . . | . . | . . | . . | . . |
| 426 | Pulmonary heart disease . . { M F | 32 14 | . . | . . | . . | . . | . . | . . | . . | . . | . . |
| | Symptomatic heart disease:— | | | | | | | | | | |
| 427.0 | Congestive heart failure . . { M F | 137 190 | . 1 | . 1 | . . | . . | . . | . . | . 1 | . . | . . |
| 427.1 | Left ventricular failure . . { M F | 21 32 | . . | . . | . . | . . | . . | . . | . . | . . | . . |
| 427.2 | Heart block . . . { M F | 7 8 | . . | . . | . . | . . | . . | . . | . . | . . | . . |
| 427.9 | Other disorders of heart rhythm . { M F | 30 43 | . . | . . | . . | . . | . . | . . | . . | . . | . . |
| 428 | Other myocardial insufficiency . { M F | 158 215 | 1 . | 1 . | . . | . . | . . | . . | . . | . . | 1 . |
| 429 | Ill-defined heart disease . . { M F | 4 2 | . . | . . | . . | . . | . . | . . | . . | 1 . | . . |
| 430-438 | Cerebrovascular disease . . { M F | 1,039 1,454 | 1 . | 1 . | . . | . . | . . | . . | . . | 1 . | . . |
| | Subarachnoid haemorrhage:— | | | | | | | | | | |
| 430.0 | With hypertension (benign) . { M F | 3 15 | . . | . . | . . | . . | . . | . . | . . | . . | . . |
| 430.9 | Without mention of hypertension { M F | 30 50 | . . | . . | . . | . . | . . | . . | . . | 1 . | . . |
| | Cerebral haemorrhage:— | | | | | | | | | | |
| 431.0 | With hypertension (benign) . { M F | 88 159 | . . | . . | . . | . . | . . | . . | . . | . . | . . |
| 431.9 | Without mention of hypertension { M F | 168 241 | 1 . | 1 . | . . | . . | . . | . . | . . | . . | . . |
| | Occlusion of pre-cerebral arteries:— | | | | | | | | | | |
| 432.0 | With hypertension (benign) { M F | 1 . | . . | . . | . . | . . | . . | . . | . . | . . | . . |
| 432.9 | Without mention of hypertension { M F | 3 7 | . . | . . | . . | . . | . . | . . | . . | . . | . . |
| | Cerebral thrombosis:— | | | | | | | | | | |
| 433.0 | With hypertension (benign) . { M F | 32 53 | . . | . . | . . | . . | . . | . . | . . | . . | . . |
| 433.9 | Without mention of hypertension { M F | 348 483 | . . | . . | . . | . . | . . | . . | . . | . . | . . |
| | Cerebral embolism:— | | | | | | | | | | |
| 434.0 | With hypertension (benign) . { M F | . 2 | . . | . . | . . | . . | . . | . . | . . | . . | . . |
| 434.9 | Without mention of hypertension { M F | 6 10 | . . | . . | . . | . . | . . | . . | . . | . . | . . |
| | Transient cerebral ischaemia:— | | | | | | | | | | |
| 435.0 | With hypertension (benign) . { M F | . . | . . | . . | . . | . . | . . | . . | . . | . . | . . |
| 435.9 | Without mention of hypertension { M F | . . | . . | . . | . . | . . | . . | . . | . . | . . | . . |

of death at different age-periods, 1971.

| DEATH | | | | | | | | | | | | | | | | Detailed List Numbers | | |
|-------|-----|-----|-----|-----|-----|-----|-----|-----|-----|-----|-----|-----|-----|-----|-------------------|-----------------------------|---|---------|
| 20- | 25- | 30- | 35- | 40- | 45- | 50- | 55- | 60- | 65- | 70- | 75- | 80- | 85 | 90- | 95 and over | | | |
| 1 | . | . | . | . | 1 | . | 1 | . | . | . | . | . | . | . | . | M F | } | 425 |
| . | . | . | . | . | 1 | . | 3 | 4 | 7 | 4 | 4 | 4 | 4 | 2 | 1 | M F | | |
| . | . | . | . | 1 | 1 | . | . | 2 | 1 | 3 | 1 | . | 2 | 2 | 1 | M F | } | 426 |
| . | 2 | . | . | . | 2 | . | 2 | 6 | 18 | 21 | 31 | 29 | 22 | 4 | 2 | M F | | |
| . | . | . | . | 1 | 2 | . | . | . | 3 | 3 | 2 | 8 | 1 | 1 | . | M F | } | 427.0 |
| . | . | . | . | . | . | 1 | 1 | 1 | 3 | 3 | 5 | 7 | 10 | 1 | . | M F | | |
| . | . | . | . | . | . | . | 1 | 1 | 1 | 1 | 3 | . | . | 1 | . | M F | } | 427.1 |
| . | . | . | . | . | . | . | . | . | 1 | 1 | 1 | 5 | . | 1 | . | M F | | |
| . | . | . | . | . | . | 1 | . | 1 | 2 | 3 | 8 | 9 | 3 | 2 | 2 | M F | } | 427.2 |
| . | . | . | . | 1 | 1 | . | . | 1 | 3 | 4 | 9 | 11 | 10 | 1 | 2 | M F | | |
| . | . | . | . | . | 1 | 1 | 2 | 1 | 11 | 17 | 16 | 49 | 28 | 25 | 7 | M F | } | 427.9 |
| . | . | . | . | . | . | . | 2 | 5 | 5 | 16 | 34 | 46 | 58 | 32 | 17 | M F | | |
| . | . | . | . | . | . | . | . | . | . | 1 | . | 1 | 1 | 2 | . | M F | } | 428 |
| . | . | . | . | . | . | . | . | . | . | . | . | . | . | 2 | . | M F | | |
| 1 | 1 | 1 | 3 | 9 | 16 | 22 | 52 | 81 | 134 | 160 | 206 | 179 | 121 | 43 | 9 | M F | } | 429 |
| 2 | 2 | 1 | 6 | 8 | 15 | 26 | 48 | 76 | 123 | 265 | 276 | 279 | 225 | 77 | 24 | M F | | |
| . | . | . | . | . | 2 | 4 | 3 | 2 | 1 | 1 | . | . | . | . | . | M F | } | 430-438 |
| . | . | . | . | . | . | . | . | . | . | . | . | . | . | . | . | M F | | |
| 1 | 1 | 1 | 2 | 4 | 5 | 4 | 3 | 3 | 2 | 2 | 2 | 1 | 3 | 1 | . | M F | } | 430.0 |
| 2 | . | . | 1 | 2 | 2 | 6 | 3 | 6 | 8 | 6 | 5 | 3 | 3 | 1 | . | M F | | |
| . | . | . | 1 | 1 | 3 | 6 | 11 | 10 | 12 | 17 | 15 | 8 | 4 | . | . | M F | } | 430.9 |
| . | . | 1 | 1 | 1 | 2 | 2 | 11 | 15 | 21 | 42 | 23 | 25 | 15 | . | . | M F | | |
| . | 1 | . | 1 | 1 | 3 | 6 | 8 | 15 | 27 | 23 | 37 | 30 | 10 | 4 | 2 | M F | } | 431.0 |
| . | 1 | . | 1 | 2 | 3 | 5 | 8 | 18 | 22 | 44 | 43 | 55 | 24 | 10 | 5 | M F | | |
| . | . | . | . | . | . | . | . | . | . | . | . | 1 | . | . | . | M F | } | 431.9 |
| . | . | . | . | . | . | . | . | . | . | . | . | . | . | . | . | M F | | |
| . | . | . | . | . | . | . | . | . | . | . | . | 1 | . | . | . | M F | } | 432.0 |
| . | . | . | . | . | . | . | . | . | . | . | . | . | . | . | . | M F | | |
| . | . | . | 1 | . | 1 | 1 | . | . | 2 | 3 | . | 1 | . | . | . | M F | } | 432.9 |
| . | . | . | . | . | . | . | . | . | . | . | . | . | . | . | . | M F | | |
| . | . | . | . | . | 2 | 1 | 2 | 5 | 5 | 6 | 4 | 3 | 1 | 3 | . | M F | } | 433.0 |
| . | . | . | . | . | . | 2 | 4 | 5 | 6 | 10 | 8 | 9 | 7 | 2 | . | M F | | |
| . | . | . | 2 | 1 | 1 | 2 | 11 | 26 | 31 | 62 | 73 | 62 | 54 | 22 | 4 | M F | } | 433.9 |
| . | . | . | . | 1 | 1 | 1 | 6 | 10 | 31 | 78 | 97 | 108 | 99 | 36 | 13 | M F | | |
| . | . | . | . | . | . | . | . | . | . | . | 1 | 1 | . | . | . | M F | } | 434.0 |
| . | . | . | . | . | . | . | . | . | . | . | . | . | . | . | . | M F | | |
| . | . | . | . | 1 | . | . | 1 | 1 | 1 | 1 | 2 | 1 | 2 | . | . | M F | } | 434.9 |
| . | . | . | . | . | . | . | 1 | 1 | 1 | 1 | 2 | 2 | 2 | . | . | M F | | |
| . | . | . | . | . | . | . | . | . | . | . | . | . | . | . | . | M F | } | 435.0 |
| . | . | . | . | . | . | . | . | . | . | . | . | . | . | . | . | M F | | |
| . | . | . | . | . | . | . | . | . | . | . | . | . | . | . | . | M F | } | 435.9 |
| . | . | . | . | . | . | . | . | . | . | . | . | . | . | . | . | M F | | |

ABSTRACT 12 (continued). Northern Ireland: Causes

| Detailed List Numbers | CAUSES OF DEATH | AGES AT | | | | | | | | | |
|-----------------------|--|------------|---------------|----------------------|----|----|----|----|----|-----|-----|
| | | ALL AGES | Under 4 weeks | Total under one year | 1- | 2- | 3- | 4- | 5- | 10- | 15- |
| | Acute but ill-defined cerebrovascular disease:— | | | | | | | | | | |
| 436.0 | With hypertension (benign) {M F | 56 71 | . | . | . | . | . | . | . | . | . |
| 436.9 | Without mention of hypertension {M F | 164 193 | . | . | . | . | . | . | . | . | . |
| | Generalized ischaemic cerebrovascular disease:— | | | | | | | | | | |
| 437.0 | With hypertension (benign) {M F | 6 11 | . | . | . | . | . | . | . | . | . |
| 437.9 | Without mention of hypertension {M F | 117 139 | . | . | . | . | . | . | . | . | . |
| | Other and ill-defined cerebrovascular disease:— | | | | | | | | | | |
| 438.0 | With hypertension (benign) {M F | 9 9 | . | . | . | . | . | . | . | . | . |
| 438.9 | Without mention of hypertension {M F | 8 11 | . | . | . | . | . | . | . | . | . |
| 440-448 | Diseases of arteries, arterioles and capillaries {M F | 211 226 | . | . | . | . | . | . | . | . | . |
| 440 | Arteriosclerosis {M F | 105 152 | . | . | . | . | . | . | . | . | . |
| 441 | Aortic aneurysm (non-syphilitic) {M F | 54 22 | . | . | . | . | . | . | . | . | . |
| 442 | Other aneurysm {M F | 1 . | . | . | . | . | . | . | . | . | . |
| 443 | Other peripheral vascular disease {M F | 2 2 | . | . | . | . | . | . | . | . | . |
| 444 | Arterial embolism and thrombosis {M F | 23 22 | . | . | . | . | . | . | . | . | . |
| 445 | Gangrene {M F | 24 24 | . | . | . | . | . | . | . | . | . |
| 446 | Polyarteritis nodosa and allied conditions {M F | 2 4 | . | . | . | . | . | . | . | . | . |
| 447 | Other diseases of arteries and arterioles {M F | . | . | . | . | . | . | . | . | . | . |
| 448 | Diseases of capillaries {M F | . | . | . | . | . | . | . | . | . | . |
| 450-458 | Diseases of veins and lymphatics, and other diseases of circulatory system {M F | 52 75 | . | 1 | . | . | . | . | . | . | . |
| 450 | Pulmonary embolism and infarction {M F | 31 39 | . | . | . | . | . | . | . | . | . |
| 451 | Phlebitis and thrombophlebitis {M F | 2 2 | . | . | . | . | . | . | . | . | . |
| 452 | Portal vein thrombosis {M F | 2 . | . | 1 | . | . | . | . | . | . | . |
| 453 | Other venous embolism and thrombosis {M F | 17 32 | . | . | . | . | . | . | . | . | . |
| 454 | Varicose veins of lower extremities {M F | . | . | . | . | . | . | . | . | . | . |

of death at different age-periods, 1971.

| DEATH | | | | | | | | | | | | | | | | Detailed List Numbers | | |
|-------|-----|-----|-----|-----|-----|-----|-----|-----|-----|-----|-----|-----|-----|-----|-------------------|-----------------------------|---|---------|
| 20- | 25- | 30- | 35- | 40- | 45- | 50- | 55- | 60- | 65- | 70- | 75- | 80- | 85- | 90- | 95 and over | | | |
| . | . | . | . | 1 | 1 | 1 | 7 | 8 | 11 | 8 | 11 | 6 | 2 | . | . | M | } | 436.0 |
| . | . | . | . | 1 | 2 | 3 | 7 | 3 | 6 | 20 | 13 | 10 | 4 | 2 | . | F | | |
| . | . | . | . | 1 | 3 | 1 | 6 | 11 | 30 | 24 | 38 | 27 | 21 | 5 | 3 | M | } | 436.9 |
| . | . | . | . | . | . | 3 | 2 | 14 | 18 | 34 | 50 | 30 | 29 | 7 | . | F | | |
| . | . | . | . | . | . | . | . | . | 4 | 1 | . | . | 1 | . | . | M | } | 437.0 |
| . | . | . | . | . | . | . | . | . | 1 | 2 | 3 | 3 | 2 | . | . | F | | |
| . | . | . | . | . | . | . | 1 | 2 | 7 | 13 | 20 | 36 | 28 | 8 | 2 | M | } | 437.9 |
| . | . | . | . | . | . | . | . | 2 | 4 | 20 | 29 | 27 | 36 | 17 | 3 | F | | |
| . | . | . | . | . | . | . | . | . | 3 | 3 | 3 | . | 1 | . | . | M | } | 438.0 |
| . | . | . | . | . | . | . | . | . | 2 | 2 | 1 | 2 | 1 | . | . | F | | |
| . | . | . | . | 1 | . | . | . | . | 1 | 1 | 1 | 3 | 3 | 1 | 1 | M | } | 438.9 |
| . | . | . | . | . | . | . | . | . | . | 2 | 1 | 3 | 3 | 1 | . | F | | |
| 1 | . | 1 | 1 | . | 2 | 2 | 4 | 12 | 29 | 33 | 38 | 39 | 35 | 9 | 6 | M | } | 440-448 |
| . | . | . | . | . | 2 | 2 | 2 | 5 | 18 | 23 | 40 | 56 | 46 | 23 | 10 | F | | |
| . | . | . | . | . | 1 | . | . | 3 | 8 | 11 | 21 | 25 | 26 | 6 | 4 | M | } | 440 |
| . | . | . | . | . | . | . | . | 1 | 9 | 16 | 28 | 35 | 34 | 20 | 9 | F | | |
| 1 | . | 1 | 1 | . | 1 | 2 | 2 | 6 | 11 | 17 | 4 | 6 | 3 | . | . | M | } | 441 |
| . | . | . | . | . | . | . | 1 | 2 | 3 | 2 | 4 | 6 | 3 | . | . | F | | |
| . | . | . | . | . | . | . | . | 1 | . | . | . | . | . | . | . | M | } | 442 |
| . | . | . | . | . | . | . | . | . | . | . | . | . | . | . | . | F | | |
| . | . | . | . | . | . | . | . | . | . | . | 1 | . | 1 | 1 | . | M | } | 443 |
| . | . | . | . | . | . | . | . | . | . | . | . | 1 | 1 | . | . | F | | |
| . | . | . | . | . | . | . | 2 | 1 | 6 | 2 | 6 | 3 | 3 | . | . | M | } | 444 |
| . | . | . | . | . | . | . | . | 2 | 4 | 2 | 4 | 6 | 4 | . | . | F | | |
| . | . | . | . | . | . | . | 1 | 1 | 3 | 3 | 6 | 4 | 3 | 2 | 2 | M | } | 445 |
| . | . | . | . | . | . | . | . | . | 1 | 2 | 4 | 8 | 4 | 3 | 1 | F | | |
| . | . | . | . | . | . | 2 | . | . | 1 | 1 | . | 1 | . | . | . | M | } | 446 |
| . | . | . | . | . | . | . | . | . | . | . | . | . | . | . | . | F | | |
| . | . | . | . | . | . | . | . | . | . | . | . | . | . | . | . | M | } | 447 |
| . | . | . | . | . | . | . | . | . | . | . | . | . | . | . | . | F | | |
| . | . | . | . | . | . | . | . | . | . | . | . | . | . | . | . | M | } | 448 |
| . | . | . | . | . | . | . | . | . | . | . | . | . | . | . | . | F | | |
| . | . | 1 | 3 | 1 | 3 | 2 | 4 | 6 | 3 | 10 | 12 | 9 | 3 | 1 | 3 | M | } | 450-458 |
| . | . | . | . | . | . | . | 4 | 5 | 12 | 7 | 14 | 14 | 6 | 2 | 1 | F | | |
| . | . | 1 | 2 | . | 2 | . | 3 | 2 | 2 | 5 | 8 | 5 | 3 | 1 | 2 | M | } | 450 |
| . | . | . | . | . | . | . | 2 | 1 | 7 | 6 | 6 | 7 | 4 | 1 | . | F | | |
| . | . | . | . | . | . | . | 1 | 1 | . | . | 1 | . | . | . | . | M | } | 451 |
| . | . | . | . | . | . | . | . | . | . | . | . | . | . | . | . | F | | |
| . | . | . | . | . | . | . | . | 1 | . | . | . | . | . | . | . | M | } | 452 |
| . | . | . | . | . | . | . | . | . | . | . | . | . | . | . | . | F | | |
| . | . | . | . | 1 | 1 | 2 | 1 | 2 | 1 | 5 | 4 | 4 | 2 | 1 | 1 | M | } | 453 |
| . | . | . | . | . | . | . | . | 4 | 5 | 1 | 7 | 6 | . | . | . | F | | |
| . | . | . | 1 | . | . | . | . | . | . | . | . | . | . | . | . | M | } | 454 |
| . | . | . | . | . | . | . | . | . | . | . | . | . | . | . | . | F | | |

ABSTRACT 12 (continued). Northern Ireland: Causes

| Detailed List Numbers | CAUSES OF DEATH | AGES AT | | | | | | | |
|--|--|------------|---------------|----------------------|--------|----|--------|--------|------------|
| | | ALL AGES | Under 4 weeks | Total under one year | 1- | 2- | 3- | 4- | 5- 10- 15- |
| 455 | Haemorrhoids {M F | . | . | . | . | . | . | . | . |
| 456 | Varicose veins of other sites {M F | . | . | . | . | . | . | . | . |
| 457 | Non-infective disease of lymphatic channels {M F | . | . | . | . | . | . | . | . |
| 458 | Other diseases of circulatory system {M F | 1 | . | . | . | . | . | . | . |
| VIII. Diseases of the Respiratory System | | | | | | | | | |
| 460-466 | Acute respiratory infections (except influenza) {M F | 12 5 | . | 2 | . | . | . | . | . |
| 460 | Acute nasopharyngitis (common cold) {M F | . | . | . | . | . | . | . | . |
| 461 | Acute sinusitis {M F | . | . | . | . | . | . | . | . |
| 462 | Acute pharyngitis {M F | . | . | . | . | . | . | . | . |
| 463 | Acute tonsillitis {M F | . | . | . | . | . | . | . | . |
| 464 | Acute laryngitis and tracheitis {M F | . | . | . | . | . | . | . | . |
| 465 | Acute upper respiratory infection of multiple or unspecified sites {M F | 1 | . | . | . | . | . | . | . |
| 466 | Acute bronchitis and bronchitis {M F | 11 5 | . | 2 | . | . | . | . | . |
| 470-474 | Influenza {M F | 25 26 | . | 1 | . | . | . | . | 2 |
| 470 | Influenza unqualified {M F | 9 3 | . | . | . | . | . | . | . |
| 471 | Influenza with pneumonia {M F | 16 23 | . | 1 | . | . | . | . | 2 |
| 472 | Influenza with other respiratory manifestations {M F | . | . | . | . | . | . | . | . |
| 473 | Influenza with digestive manifestations {M F | . | . | . | . | . | . | . | . |
| 474 | Influenza with nervous manifestations {M F | . | . | . | . | . | . | . | . |
| 480-486 | Pneumonia {M F | 431 429 | 18 6 | 70 55 | 3 3 | . | 1 1 | 2 1 | . |
| 480 | Viral pneumonia {M F | 8 11 | 1 1 | 6 10 | . | . | . | 1 | . |
| 481 | Pneumococcal pneumonia {M F | 44 30 | 1 | 3 | . | . | . | 1 | . |
| 482 | Other bacterial pneumonia {M F | 6 5 | . | 1 | . | . | . | . | . |
| 483 | Pneumonia due to other specified organism {M F | . | . | . | . | . | . | . | . |
| 484 | Acute interstitial pneumonia {M F | 41 22 | 8 | 39 22 | 2 | . | . | . | . |
| 485 | Bronchopneumonia, unspecified {M F | 299 327 | 3 3 | 16 20 | 1 3 | . | . | 1 | . |

of death at different age-periods, 1971.

| DEATH | | | | | | | | | | | | | | | | Detailed List Numbers | | |
|-------|-----|-----|-----|-----|-----|-----|-----|-----|-----|-----|-----|-----|-----|-----|-------------------|-----------------------------|---|---------|
| 20- | 25- | 30- | 35- | 40- | 45- | 50- | 55- | 60- | 65- | 70- | 75- | 80- | 85- | 90- | 95 and over | | | |
| . | . | . | . | . | . | . | . | . | . | . | . | . | . | . | . | M F | } | 455 |
| . | . | . | . | . | . | . | . | . | . | . | . | . | . | . | . | M F | | |
| . | . | . | . | . | . | . | . | . | . | . | . | . | . | . | . | M F | } | 456 |
| . | . | . | . | . | . | . | . | . | . | . | . | . | . | . | . | M F | | |
| . | . | . | . | . | . | . | . | . | . | . | . | 1 | . | . | . | M F | } | 458 |
| . | . | . | . | . | . | . | . | . | . | . | . | . | . | . | . | M F | | |
| . | . | . | 1 | . | . | 1 | 1 | 1 | . | 1 | 2 | 1 | 3 | 1 | 1 | M F | } | 460-466 |
| . | . | . | . | . | . | . | . | . | . | . | . | . | . | . | . | M F | | |
| . | . | . | . | . | . | . | . | . | . | . | . | . | . | . | . | M F | } | 460 |
| . | . | . | . | . | . | . | . | . | . | . | . | . | . | . | . | M F | | |
| . | . | . | . | . | . | . | . | . | . | . | . | . | . | . | . | M F | } | 461 |
| . | . | . | . | . | . | . | . | . | . | . | . | . | . | . | . | M F | | |
| . | . | . | . | . | . | . | . | . | . | . | . | . | . | . | . | M F | } | 462 |
| . | . | . | . | . | . | . | . | . | . | . | . | . | . | . | . | M F | | |
| . | . | . | . | . | . | . | . | . | . | . | . | . | . | . | . | M F | } | 463 |
| . | . | . | . | . | . | . | . | . | . | . | . | . | . | . | . | M F | | |
| . | . | . | . | . | . | 1 | . | . | . | . | . | . | . | . | . | M F | } | 464 |
| . | . | . | . | . | . | . | . | . | . | . | . | . | . | . | . | M F | | |
| . | . | . | . | . | . | . | 1 | . | . | . | . | . | . | . | . | M F | } | 465 |
| . | . | . | . | . | . | . | . | . | . | . | . | . | . | . | . | M F | | |
| . | . | . | 1 | . | . | . | 1 | 1 | . | 1 | 2 | 1 | 3 | 1 | 1 | M F | } | 466 |
| . | . | . | . | . | . | . | . | . | . | . | . | . | . | . | . | M F | | |
| . | . | . | . | 1 | 2 | . | 2 | 2 | 5 | 3 | 4 | 4 | 3 | 4 | 1 | M F | } | 470-474 |
| . | . | . | . | . | . | . | 1 | . | . | 5 | 7 | 4 | 4 | . | . | M F | | |
| . | . | . | . | . | 1 | . | 1 | . | 1 | 2 | 3 | 1 | . | 2 | . | M F | } | 470 |
| . | . | . | . | . | . | . | . | . | . | . | . | . | . | . | . | M F | | |
| . | . | . | . | 1 | 1 | . | 1 | 2 | 4 | 1 | 1 | 3 | 3 | 2 | 1 | M F | } | 471 |
| . | . | . | . | . | . | . | 1 | . | . | 5 | 6 | . | 4 | . | . | M F | | |
| . | . | . | . | . | . | . | . | . | . | . | . | . | . | . | . | M F | } | 472 |
| . | . | . | . | . | . | . | . | . | . | . | . | . | . | . | . | M F | | |
| . | . | . | . | . | . | . | . | . | . | . | . | . | . | . | . | M F | } | 473 |
| . | . | . | . | . | . | . | . | . | . | . | . | . | . | . | . | M F | | |
| . | . | . | . | . | . | . | . | . | . | . | . | . | . | . | . | M F | } | 474 |
| . | . | . | . | . | . | . | . | . | . | . | . | . | . | . | . | M F | | |
| 1 | 2 | 1 | 1 | 2 | 7 | 8 | 11 | 19 | 30 | 35 | 66 | 62 | 64 | 40 | 7 | M F | } | 480-486 |
| . | . | 1 | 2 | . | 6 | 3 | 11 | 10 | 11 | 45 | 53 | 84 | 83 | 44 | 15 | M F | | |
| . | . | . | . | . | . | . | . | . | . | 1 | . | . | . | . | 1 | M F | } | 480 |
| . | . | . | . | . | . | . | . | . | . | . | . | . | . | . | . | M F | | |
| . | 1 | . | 2 | . | 1 | 3 | 5 | 2 | 3 | 6 | 8 | 3 | 5 | 2 | 1 | M F | } | 481 |
| . | . | 1 | . | . | 2 | . | 1 | . | 1 | 3 | . | 11 | 8 | . | . | M F | | |
| 1 | . | . | . | . | . | . | 2 | . | 1 | 1 | 1 | 1 | . | . | 1 | M F | } | 482 |
| . | . | . | . | . | . | . | . | . | . | . | . | . | . | . | . | M F | | |
| . | . | . | . | . | . | . | . | . | . | . | . | . | . | . | . | M F | } | 483 |
| . | . | . | . | . | . | . | . | . | . | . | . | . | . | . | . | M F | | |
| . | . | . | . | . | . | . | . | . | . | . | . | . | . | . | . | M F | } | 484 |
| . | . | . | . | . | . | . | . | . | . | . | . | . | . | . | . | M F | | |
| . | 1 | 1 | 1 | 2 | 4 | 4 | 4 | 15 | 22 | 25 | 53 | 54 | 55 | 35 | 6 | M F | } | 485 |
| . | . | . | . | . | 3 | 1 | 9 | 8 | 9 | 40 | 49 | 66 | 67 | 41 | 10 | M F | | |

ABSTRACT 12 (continued). Northern Ireland: Causes

| Detailed List Numbers | CAUSES OF DEATH | AGES AT | | | | | | | | | |
|-----------------------------|---|-------------|---------------------|-------------------------------|----|----|----|----|----|-----|-----|
| | | ALL AGES | Under 4 weeks | Total under one year | 1- | 2- | 3- | 4- | 5- | 10- | 15- |
| 486 | Pneumonia, unspecified . . . { F | 33 34 | 5 2 | 6 2 | . | . | . | . | . | . | . |
| 490-493 | Bronchitis, emphysema and asthma { F | 540 219 | 1 1 | 1 1 | . | . | . | . | . | . | 1 |
| 490 | Bronchitis, unqualified . . . { F | 13 12 | 1 | 1 | . | . | . | . | . | . | . |
| 491 | Chronic bronchitis . . . { F | 491 180 | . | . | . | . | . | . | . | . | . |
| 492 | Emphysema . . . { F | 16 4 | . | . | . | . | . | . | . | . | . |
| 493 | Asthma . . . { F | 20 23 | . | . | . | . | . | . | . | . | 1 |
| 500-508 | Other diseases of upper respiratory tract { F | . | . | . | . | . | . | . | . | . | . |
| 500 | Hypertrophy of tonsils and adenoids { F | . | . | . | . | . | . | . | . | . | . |
| 501 | Peritonsillar abscess . . . { F | . | . | . | . | . | . | . | . | . | . |
| 502 | Chronic pharyngitis and nasopharyngitis { F | . | . | . | . | . | . | . | . | . | . |
| 503 | Chronic sinusitis . . . { F | . | . | . | . | . | . | . | . | . | . |
| 504 | Deflected nasal septum . . . { F | . | . | . | . | . | . | . | . | . | . |
| 505 | Nasal polyp . . . { F | . | . | . | . | . | . | . | . | . | . |
| 506 | Chronic laryngitis . . . { F | . | . | . | . | . | . | . | . | . | . |
| 507 | Hay fever . . . { F | . | . | . | . | . | . | . | . | . | . |
| 508 | Other diseases of upper respiratory tract { F | . | . | . | . | . | . | . | . | . | . |
| 510-519 | Other diseases of respiratory system { F | 32 37 | . | . | . | . | . | . | . | . | . |
| 510 | Empyema . . . { F | . | . | . | . | . | . | . | . | . | . |
| 511 | Pleurisy . . . { F | 1 | . | . | . | . | . | . | . | . | . |
| 512 | Spontaneous pneumothorax { F | 1 1 | . | . | . | . | . | . | . | . | . |
| 513 | Abscess of lung . . . { F | . | . | . | . | . | . | . | . | . | . |
| 514 | Pulmonary congestion and hypostasis { F | 3 15 | . | . | . | . | . | . | . | . | . |
| 515 | Pneumoconiosis due to silica and silicates { F | 2 | . | . | . | . | . | . | . | . | . |
| 516 | Other pneumoconioses and related diseases { F | 2 | . | . | . | . | . | . | . | . | . |
| 517 | Other chronic interstitial pneumonia { F | 4 4 | . | . | . | . | . | . | . | . | . |
| 518 | Bronchiectasis . . . { F | 17 10 | . | . | . | . | . | . | . | . | . |

of death at different age-periods, 1971.

| DEATH | | | | | | | | | | | | | | | | Detailed List Numbers | | |
|-------|-----|-----|-----|-----|-----|-----|-----|-----|-----|-----|-----|-----|-----|-----|-------------------|-----------------------------|---|---------|
| 20- | 25- | 30- | 35- | 40- | 45- | 50- | 55- | 60- | 65- | 70- | 75- | 80- | 85- | 90- | 95 and over | | | |
| . | . | . | . | . | 2 | 1 | . | 2 | 4 | 3 | 4 | 4 | 4 | 3 | . | M | } | 486 |
| . | . | . | . | . | 1 | 2 | 1 | 2 | . | 1 | 4 | 6 | 8 | 3 | 3 | F | | |
| 1 | 1 | . | 1 | 4 | 5 | 15 | 45 | 71 | 99 | 104 | 89 | 64 | 33 | 10 | 2 | M | } | 490-493 |
| . | . | . | . | 5 | 8 | 10 | 16 | 17 | 30 | 31 | 33 | 34 | 21 | 8 | . | F | | |
| . | . | . | . | . | . | . | . | 1 | 1 | 4 | 3 | 1 | 2 | 1 | . | M | } | 490 |
| . | . | . | . | . | . | . | 1 | 1 | 1 | 2 | 2 | 2 | 2 | . | . | F | | |
| . | 1 | . | . | 3 | 5 | 12 | 40 | 65 | 91 | 93 | 82 | 60 | 31 | 9 | 2 | M | } | 491 |
| . | . | . | . | 3 | 5 | 7 | 14 | 11 | 26 | 26 | 30 | 31 | 17 | 7 | . | F | | |
| . | . | . | . | . | . | 2 | 2 | 2 | 4 | 3 | 1 | 2 | . | . | . | M | } | 492 |
| . | . | . | . | . | . | . | . | 2 | 1 | 1 | . | . | . | . | . | F | | |
| 1 | . | . | 1 | 1 | 3 | 1 | 3 | 3 | 3 | 4 | 3 | 1 | 1 | 1 | . | M | } | 493 |
| . | . | . | . | 2 | 3 | 3 | 1 | 3 | 2 | 2 | 1 | 1 | 2 | 1 | . | F | | |
| . | . | . | . | . | . | . | . | . | . | . | . | . | . | . | . | M | } | 500-508 |
| . | . | . | . | . | . | . | . | . | . | . | . | . | . | . | . | F | | |
| . | . | . | . | . | . | . | . | . | . | . | . | . | . | . | . | M | } | 500 |
| . | . | . | . | . | . | . | . | . | . | . | . | . | . | . | . | F | | |
| . | . | . | . | . | . | . | . | . | . | . | . | . | . | . | . | M | } | 501 |
| . | . | . | . | . | . | . | . | . | . | . | . | . | . | . | . | F | | |
| . | . | . | . | . | . | . | . | . | . | . | . | . | . | . | . | M | } | 502 |
| . | . | . | . | . | . | . | . | . | . | . | . | . | . | . | . | F | | |
| . | . | . | . | . | . | . | . | . | . | . | . | . | . | . | . | M | } | 503 |
| . | . | . | . | . | . | . | . | . | . | . | . | . | . | . | . | F | | |
| . | . | . | . | . | . | . | . | . | . | . | . | . | . | . | . | M | } | 504 |
| . | . | . | . | . | . | . | . | . | . | . | . | . | . | . | . | F | | |
| . | . | . | . | . | . | . | . | . | . | . | . | . | . | . | . | M | } | 505 |
| . | . | . | . | . | . | . | . | . | . | . | . | . | . | . | . | F | | |
| . | . | . | . | . | . | . | . | . | . | . | . | . | . | . | . | M | } | 506 |
| . | . | . | . | . | . | . | . | . | . | . | . | . | . | . | . | F | | |
| . | . | . | . | . | . | . | . | . | . | . | . | . | . | . | . | M | } | 507 |
| . | . | . | . | . | . | . | . | . | . | . | . | . | . | . | . | F | | |
| . | . | . | . | . | . | . | . | . | . | . | . | . | . | . | . | M | } | 508 |
| . | . | . | . | . | . | . | . | . | . | . | . | . | . | . | . | F | | |
| . | . | . | 1 | 2 | 1 | 1 | 3 | 2 | 6 | 5 | 4 | 5 | 1 | 2 | 4 | M | } | 510-519 |
| . | . | . | 1 | 1 | 4 | 1 | 1 | 3 | 2 | 4 | 3 | 6 | 5 | 2 | . | F | | |
| . | . | . | . | . | . | . | . | . | . | . | . | . | . | . | . | M | } | 510 |
| . | . | . | . | . | . | . | . | . | . | . | . | . | . | . | . | F | | |
| . | . | . | . | . | . | . | . | 1 | . | . | . | . | . | . | . | M | } | 511 |
| . | . | . | . | . | . | . | . | . | . | . | . | . | . | . | . | F | | |
| . | . | . | . | . | 1 | . | . | . | . | . | . | 1 | . | . | . | M | } | 512 |
| . | . | . | . | . | . | . | . | . | . | . | . | . | . | . | . | F | | |
| . | . | . | . | . | . | . | . | . | . | . | . | . | . | . | . | M | } | 513 |
| . | . | . | . | . | . | . | . | . | . | . | . | . | . | . | . | F | | |
| . | . | . | . | . | 1 | . | . | 1 | 1 | . | 1 | 1 | 3 | 2 | 3 | M | } | 514 |
| . | . | . | . | . | . | . | . | . | . | . | . | . | . | . | . | F | | |
| . | . | . | . | . | . | . | . | 2 | . | . | . | . | . | . | . | M | } | 515 |
| . | . | . | . | . | . | . | . | . | . | . | . | . | . | . | . | F | | |
| . | . | . | . | . | 1 | . | . | . | . | 1 | . | . | . | . | . | M | } | 516 |
| . | . | . | . | . | . | . | . | . | . | . | . | . | . | . | . | F | | |
| . | . | . | . | 1 | . | . | . | . | 1 | . | . | 1 | 1 | . | . | M | } | 517 |
| . | . | . | . | 1 | 1 | . | . | 1 | . | 2 | . | . | . | . | . | F | | |
| . | . | . | 1 | 1 | 1 | 3 | 1 | 3 | 2 | 3 | 2 | 2 | 1 | . | 1 | M | } | 518 |
| . | . | . | . | . | . | . | . | 1 | 1 | 1 | . | . | . | . | . | F | | |

ABSTRACT 12 (continued). Northern Ireland: Causes

| Detailed List Numbers | CAUSES OF DEATH | AGES AT | | | | | | | | | |
|-----------------------------|--|-------------|---------------------|-------------------------------|----|----|----|----|----|-----|-----|
| | | ALL AGES | Under 4 weeks | Total under one year | 1- | 2- | 3- | 4- | 5- | 10- | 15- |
| 519 | Other diseases of respiratory system { M F | 3 6 | . | . | . | . | . | . | . | . | . |
| | IX. Diseases of the Digestive System | | | | | | | | | | |
| 520-529 | Diseases of oral cavity, salivary glands and jaws { M F | 3 | . | . | . | . | . | . | . | . | . |
| 520 | Disorders of tooth development and eruption { M F | . | . | . | . | . | . | . | . | . | . |
| 521 | Diseases of hard tissues of the teeth { M F | . | . | . | . | . | . | . | . | . | . |
| 522 | Diseases of pulp and periapical tissues { M F | . | . | . | . | . | . | . | . | . | . |
| 523 | Periodontal diseases { M F | . | . | . | . | . | . | . | . | . | . |
| 524 | Dento-facial anomalies including malocclusion { M F | . | . | . | . | . | . | . | . | . | . |
| 525 | Other diseases and conditions of the teeth and supporting structures { M F | . | . | . | . | . | . | . | . | . | . |
| 526 | Diseases of the jaws { M F | 3 | . | . | . | . | . | . | . | . | . |
| 527 | Diseases of the salivary glands { M F | . | . | . | . | . | . | . | . | . | . |
| 528 | Diseases of the oral soft tissues, excluding gingiva and tongue { M F | . | . | . | . | . | . | . | . | . | . |
| 529 | Diseases of the tongue and other oral conditions { M F | . | . | . | . | . | . | . | . | . | . |
| 530-537 | Diseases of oesophagus, stomach and duodenum { M F | 68 47 | . | . | . | . | . | . | 1 | . | . |
| 530 | Diseases of oesophagus { M F | 4 7 | . | . | . | . | . | . | . | . | . |
| 531 | Ulcer of stomach { M F | 21 20 | . | . | . | . | . | . | . | . | . |
| 532 | Ulcer of duodenum { M F | 29 14 | . | . | . | . | . | . | . | . | . |
| 533 | Peptic ulcer, site unspecified { M F | 12 5 | . | . | . | . | . | . | 1 | . | . |
| 534 | Gastrojejunal ulcer { M F | . | . | . | . | . | . | . | . | . | . |
| 535 | Gastritis and duodenitis { M F | . | . | . | . | . | . | . | . | . | . |
| 536 | Disorders of function of stomach { M F | . | . | . | . | . | . | . | . | . | . |
| 537 | Other diseases of stomach and duodenum { M F | 2 1 | . | . | . | . | . | . | . | . | . |
| 540-543 | Appendicitis { M F | 4 6 | 1 | 1 | 1 | . | . | . | . | . | . |
| 540 | Acute appendicitis { M F | 3 6 | 1 | 1 | 1 | . | . | . | . | . | . |
| 541 | Appendicitis, unqualified { M F | 1 | . | . | . | . | . | . | . | . | . |
| 542 | Other appendicitis { M F | . | . | . | . | . | . | . | . | . | . |

of death at different age-periods, 1971.

| DEATH | | | | | | | | | | | | | | | | Detailed List Numbers |
|-------|-----|-----|-----|-----|-----|-----|-----|-----|-----|-----|-----|-----|-----|-----|-------------------|-----------------------------|
| 20- | 25- | 30- | 35- | 40- | 45- | 50- | 55- | 60- | 65- | 70- | 75- | 80- | 85- | 90- | 95 and over | |
| . | . | . | . | . | . | 1 | 1 | . | . | 1 | 1 | 1 | 2 | . | . | M F } 519 |
| . | . | . | . | . | . | . | . | 1 | 1 | 1 | . | . | . | . | . | M F } 520-529 |
| . | . | . | . | . | . | . | . | . | . | . | . | . | . | . | . | M F } 520 |
| . | . | . | . | . | . | . | . | . | . | . | . | . | . | . | . | M F } 521 |
| . | . | . | . | . | . | . | . | . | . | . | . | . | . | . | . | M F } 522 |
| . | . | . | . | . | . | . | . | . | . | . | . | . | . | . | . | M F } 523 |
| . | . | . | . | . | . | . | . | . | . | . | . | . | . | . | . | M F } 524 |
| . | . | . | . | . | . | . | . | . | . | . | . | . | . | . | . | M F } 525 |
| . | . | . | . | . | . | . | . | 1 | 1 | 1 | . | . | . | . | . | M F } 526 |
| . | . | . | . | . | . | . | . | . | . | . | . | . | . | . | . | M F } 527 |
| . | . | . | . | . | . | . | . | . | . | . | . | . | . | . | . | M F } 528 |
| . | . | . | . | . | . | . | . | . | . | . | . | . | . | . | . | M F } 529 |
| 1 | 1 | . | 1 | 4 | 2 | 6 | 4 | 11 | 8 | 8 | 8 | 8 | 5 | 1 | 2 | M F } 530-537 |
| . | . | . | . | 2 | 1 | 2 | 1 | 2 | 1 | 3 | . | 2 | 1 | . | . | M F } 530 |
| 1 | . | . | . | 2 | 1 | 2 | 2 | 2 | 3 | 2 | 3 | 3 | 1 | 1 | 2 | M F } 531 |
| . | 1 | . | 1 | 2 | 1 | 3 | 1 | 6 | 3 | 4 | 4 | 3 | 1 | 1 | . | M F } 532 |
| . | . | . | . | . | 1 | 1 | . | 3 | 1 | 2 | 1 | 1 | 1 | . | . | M F } 533 |
| . | . | . | . | . | . | . | . | . | . | . | . | . | . | . | . | M F } 534 |
| . | . | . | . | . | . | . | . | . | . | . | . | . | . | . | . | M F } 535 |
| . | . | . | . | . | . | . | . | . | . | . | . | . | . | . | . | M F } 536 |
| . | . | . | . | . | . | . | 1 | . | . | . | . | 1 | 1 | . | . | M F } 537 |
| . | . | . | . | . | . | 1 | 1 | . | . | 1 | . | 1 | . | 1 | . | M F } 540-543 |
| . | . | . | . | . | . | 1 | . | . | . | 1 | . | 1 | . | 1 | . | M F } 540 |
| . | . | . | . | . | . | . | . | . | . | . | . | . | . | . | . | M F } 541 |
| . | . | . | . | . | . | . | . | . | . | . | . | . | . | . | . | M F } 542 |

ABSTRACT 12 (continued). Northern Ireland: Causes

| Detailed List Numbers | CAUSES OF DEATH | AGES AT | | | | | | | | | |
|-----------------------------|---|-------------|---------------------|-------------------------------|----|----|----|----|----|-----|-----|
| | | ALL AGES | Under 4 weeks | Total under one year | 1- | 2- | 3- | 4- | 5- | 10- | 15- |
| 543 | Other diseases of appendix . . . { F | . | . | . | . | . | . | . | . | . | . |
| 550-553 | Hernia of abdominal cavity . . . { F | 5 11 | . | . | . | . | . | . | . | . | . |
| 550 | Inguinal hernia without mention { of obstruction . . . { F | . | . | . | . | . | . | . | . | . | . |
| 551 | Other hernia of abdominal cavity { without mention of obstruction { F | 1 4 | . | . | . | . | . | . | . | . | . |
| 552 | Inguinal hernia with obstruction . { F | 1 | . | . | . | . | . | . | . | . | . |
| 553 | Other hernia of abdominal cavity { with obstruction . . . { F | 3 7 | . | . | . | . | . | . | . | . | . |
| 560-569 | Other diseases of intestine and { peritoneum . . . { F | 38 51 | . | 1 1 | . | . | . | . | . | . | 1 |
| 560 | Intestinal obstruction without mention of hernia . . . { F | 19 22 | . | 1 1 | . | . | . | . | . | . | 1 |
| 561 | Gastro-enteritis and colitis except { ulcerative, of non-infectious { origin . . . { F | . | . | . | . | . | . | . | . | . | . |
| 562 | Diverticula of intestine . . . { F | 8 14 | . | . | . | . | . | . | . | . | . |
| 563 | Chronic enteritis and ulcerative { colitis . . . { F | 2 2 | . | . | . | . | . | . | . | . | . |
| 564 | Functional disorders of intestines . { F | 1 | . | . | . | . | . | . | . | . | . |
| 565 | Anal fissure and fistula . . . { F | . | . | . | . | . | . | . | . | . | . |
| 566 | Abscess of anal and rectal regions { F | 1 | . | . | . | . | . | . | . | . | . |
| 567 | Peritonitis . . . { F | 3 4 | . | . | . | . | . | . | . | . | . |
| 568 | Peritoneal adhesions . . . { F | 1 | . | . | . | . | . | . | . | . | . |
| 569 | Other diseases of intestines and { peritoneum . . . { F | 4 8 | . | . | . | . | . | . | . | . | . |
| 570-577 | Diseases of liver, gallbladder and { pancreas . . . { F | 44 52 | . | . | . | . | . | . | . | 1 | . |
| 570 | Acute and subacute necrosis of { liver . . . { F | 2 | . | . | . | . | . | . | . | . | . |
| 571 | Cirrhosis of liver . . . { F | 25 22 | . | . | . | . | . | . | . | 1 | . |
| 572 | Suppurative hepatitis and liver { abscess . . . { F | . | . | . | . | . | . | . | . | . | . |
| 573 | Other diseases of liver . . . { F | 4 6 | . | . | . | . | . | . | . | . | . |
| 574 | Cholelithiasis . . . { F | 6 8 | . | . | . | . | . | . | . | . | . |
| 575 | Cholecystitis and cholangitis, without mention of calculi . { F | 2 8 | . | . | . | . | . | . | . | . | . |
| 576 | Other diseases of gallbladder and { biliary ducts . . . { F | 2 1 | . | . | . | . | . | . | . | . | . |

of death at different age-periods, 1971.

| DEATH | | | | | | | | | | | | | | | | 95 and over | Detailed List Numbers | | |
|-------|-----|-----|-----|-----|-----|-----|-----|-----|-----|-----|-----|-----|-----|-----|--------|-------------------|-----------------------------|---------|--|
| 20- | 25- | 30- | 35- | 40- | 45- | 50- | 55- | 60- | 65- | 70- | 75- | 80- | 85- | 90- | M F | | | | |
| . | . | . | . | . | . | . | . | . | . | . | . | . | . | . | . | M F | } | 543 | |
| . | . | . | . | . | 1 | 1 | 1 | . | 1 | 2 | 1 | 1 | 3 | . | . | M F | } | 550-553 | |
| . | . | . | . | . | . | . | . | . | . | . | . | . | . | . | . | M F | } | 550 | |
| . | . | . | . | . | 1 | 1 | . | . | . | 1 | . | 1 | 1 | . | . | M F | } | 551 | |
| . | . | . | . | . | . | . | . | . | . | 1 | . | . | . | . | . | M F | } | 552 | |
| . | . | . | . | . | . | . | 1 | 2 | 1 | 2 | 1 | 1 | 2 | . | . | M F | } | 553 | |
| 1 | . | 1 | 1 | 3 | 1 | 2 | 2 | 3 | 4 | 2 | 11 | 3 | 8 | 1 | 1 | M F | } | 560-569 | |
| . | . | 1 | . | 1 | . | . | 1 | 1 | 1 | 5 | 2 | 5 | 1 | 3 | . | M F | } | 560 | |
| . | . | . | . | . | . | . | . | . | . | . | . | . | . | . | . | M F | } | 561 | |
| . | . | . | 1 | . | 1 | 1 | 1 | 1 | 1 | 4 | . | 3 | 1 | 1 | . | M F | } | 562 | |
| 1 | . | . | . | 1 | . | . | . | . | . | . | 1 | . | 1 | . | . | M F | } | 563 | |
| . | . | . | . | . | . | . | . | . | . | . | . | 1 | . | . | . | M F | } | 564 | |
| . | . | . | . | . | . | . | . | . | . | . | . | . | . | . | . | M F | } | 565 | |
| . | . | . | . | . | . | . | . | . | . | 1 | . | . | . | . | . | M F | } | 566 | |
| . | . | . | . | 1 | . | 1 | 1 | 1 | . | 2 | 1 | . | . | . | . | M F | } | 567 | |
| . | . | . | . | . | . | . | . | . | . | . | 1 | . | . | . | . | M F | } | 568 | |
| . | . | . | . | . | . | . | . | 1 | 2 | 1 | 2 | 2 | 1 | 1 | . | M F | } | 569 | |
| . | . | . | 1 | 1 | 1 | 6 | 4 | 5 | 7 | 6 | 5 | 5 | 2 | 1 | . | M F | } | 570-577 | |
| . | . | . | . | . | . | . | 1 | . | 1 | . | . | . | . | . | . | M F | } | 570 | |
| . | . | . | 1 | 1 | 1 | 5 | 4 | 4 | 3 | 2 | 3 | 2 | . | . | . | M F | } | 571 | |
| . | . | . | . | . | . | . | . | . | . | . | . | . | . | . | . | M F | } | 572 | |
| . | . | . | . | . | . | . | . | . | 2 | 1 | 1 | 1 | . | . | . | M F | } | 573 | |
| . | . | . | . | . | 1 | 1 | 1 | 1 | 1 | 1 | 2 | 1 | 1 | . | . | M F | } | 574 | |
| . | . | . | . | . | . | . | 1 | . | 1 | 1 | 3 | 1 | . | 1 | . | M F | } | 575 | |
| . | . | . | . | . | . | . | . | . | 1 | 1 | 1 | . | . | . | . | M F | } | 576 | |

ABSTRACT 12 (continued). Northern Ireland: Causes

| Detailed List Numbers | CAUSES OF DEATH | AGES AT | | | | | | | | | |
|-----------------------|--|----------|---------------|----------------------|--------|--------|--------|--------|--------|--------|--------|
| | | ALL AGES | Under 4 weeks | Total under one year | 1- | 2- | 3- | 4- | 5- | 10- | 15- |
| 577 | Diseases of pancreas . . . { M F | 5 5 | . . | . . | . . | . . | . . | . . | . . | . . | . . |
| | X. Diseases of Genito-Urinary System | | | | | | | | | | |
| 580-584 | Nephritis and nephrosis . . . { M F | 36 28 | . . | . 1 | . . | . . | . . | . . | . . | . . | 1 1 |
| 580 | Acute nephritis . . . { M F | 2 4 | . . | 1 . | . . | . . | . . | . . | . . | . . | . . |
| 581 | Nephrotic syndrome . . . { M F | 2 . | . . | . . | . . | . . | . . | . . | . . | . . | . . |
| 582 | Chronic nephritis . . . { M F | 31 21 | . . | . . | . . | . . | . . | . . | . . | . . | 1 1 |
| 583 | Nephritis, unqualified. . . { M F | 1 2 | . . | . . | . . | . . | . . | . . | . . | . . | . . |
| 584 | Renal sclerosis, unqualified . . { M F | 1 . | . . | . . | . . | . . | . . | . . | . . | . . | . . |
| 590-599 | Other diseases of urinary system . { M F | 46 69 | . . | 1 . | . . | . . | . . | . . | . . | . . | 1 . |
| 590 | Infections of kidney . . . { M F | 23 54 | . . | 1 . | . . | . . | . . | . . | . . | . . | 1 . |
| 591 | Hydronephrosis . . . { M F | 3 . | . . | . . | . . | . . | . . | . . | . . | . . | . . |
| 592 | Calculus of kidney and ureter . { M F | 2 2 | . . | . . | . . | . . | . . | . . | . . | . . | . . |
| 593 | Other diseases of kidney and ureter { M F | 12 11 | . . | . . | . . | . . | . . | . . | . . | . . | . . |
| 594 | Calculus of other parts of urinary system . { M F | 1 . | . . | . . | . . | . . | . . | . . | . . | . . | . . |
| 595 | Cystitis . . . { M F | . 1 | . . | . . | . . | . . | . . | . . | . . | . . | . . |
| 596 | Other diseases of bladder . . { M F | . . | . . | . . | . . | . . | . . | . . | . . | . . | . . |
| 597 | Urethritis (non-venereal) . . { M F | . . | . . | . . | . . | . . | . . | . . | . . | . . | . . |
| 598 | Stricture of urethra . . . { M F | 2 . | . . | . . | . . | . . | . . | . . | . . | . . | . . |
| 599 | Other diseases of urinary tract . { M F | 4 . | . . | . . | . . | . . | . . | . . | . . | . . | . . |
| 600-607 | Diseases of male genital organs . M | 48 | . . | . . | . . | . . | . . | . . | . . | . . | . . |
| 600 | Hyperplasia of prostate . . M | 47 | . . | . . | . . | . . | . . | . . | . . | . . | . . |
| 601 | Prostatitis . . . M | 1 | . . | . . | . . | . . | . . | . . | . . | . . | . . |
| 602 | Other diseases of prostate . M | . . | . . | . . | . . | . . | . . | . . | . . | . . | . . |
| 603 | Hydrocele . . . M | . . | . . | . . | . . | . . | . . | . . | . . | . . | . . |
| 604 | Orchitis and epididymitis . . M | . . | . . | . . | . . | . . | . . | . . | . . | . . | . . |
| 605 | Redundant prepuce and phimosis M | . . | . . | . . | . . | . . | . . | . . | . . | . . | . . |
| 606 | Sterility, male . . . M | . . | . . | . . | . . | . . | . . | . . | . . | . . | . . |
| 607 | Other diseases of male genital organs . . . M | . . | . . | . . | . . | . . | . . | . . | . . | . . | . . |

of death at different age-periods, 1971.

| DEATH | | | | | | | | | | | | | | | | Detailed List Numbers | | |
|-------|-----|-----|-----|-----|-----|-----|-----|-----|-----|-----|-----|-----|-----|-----|-------------------|-----------------------------|---|-----|
| 20- | 25- | 30- | 35- | 40- | 45- | 50- | 55- | 60- | 65- | 70- | 75- | 80- | 85- | 90- | 95 and over | | | |
| . | . | . | . | 1 | . | 1 | 1 | . | 1 | 2 | . | . | 1 | 1 | . | M F | } | 577 |
| . | 1 | 1 | . | 1 | 3 | 1 | 4 | 6 | 6 | 4 | 4 | 3 | 3 | . | 1 | M F | | |
| . | . | . | 1 | . | . | 1 | . | 1 | . | . | 1 | . | . | . | . | M F | } | 580 |
| . | 1 | . | . | . | . | . | . | 1 | . | . | . | . | . | . | . | M F | | |
| . | . | . | . | . | 3 | 1 | 4 | 5 | 5 | 4 | 4 | 2 | 3 | . | 1 | M F | } | 582 |
| . | . | . | . | 1 | . | 1 | 2 | 2 | 5 | 2 | 2 | 4 | . | . | . | M F | | |
| . | . | . | . | . | . | . | . | . | 1 | 1 | 1 | . | . | . | . | M F | } | 583 |
| . | . | . | . | . | . | . | . | . | . | . | 1 | . | . | . | . | M F | | |
| . | . | . | . | . | . | . | . | . | . | . | . | . | . | . | . | M F | } | 584 |
| 1 | 1 | 1 | 2 | 1 | 3 | 1 | 2 | 4 | 4 | 5 | 5 | 7 | 5 | 5 | 1 | M F | | |
| 1 | 1 | . | 2 | 1 | 3 | 1 | 2 | 1 | 3 | 3 | 2 | 2 | 2 | 1 | . | M F | } | 590 |
| . | 1 | . | . | 3 | 2 | 1 | 4 | 5 | 10 | 6 | 8 | 7 | 4 | 2 | . | M F | | |
| . | . | . | . | . | . | . | . | 1 | . | . | . | . | . | 2 | . | M F | } | 591 |
| . | . | . | . | . | . | . | . | . | . | . | . | . | . | . | . | M F | | |
| . | . | . | . | . | 1 | 1 | . | 1 | . | 1 | . | . | . | . | . | M F | } | 592 |
| . | . | . | . | . | . | 1 | . | 1 | . | . | . | . | . | . | . | M F | | |
| . | . | 1 | . | . | . | 1 | . | 1 | 3 | 2 | 3 | 2 | 3 | 1 | 1 | M F | } | 593 |
| . | . | . | . | . | . | . | . | 1 | . | . | . | 1 | . | . | . | M F | | |
| . | . | . | . | . | . | . | . | . | . | . | 1 | . | . | . | . | M F | } | 594 |
| . | . | . | . | . | . | . | . | . | . | . | . | . | . | . | . | M F | | |
| . | . | . | . | . | . | . | . | . | . | . | . | 1 | . | . | . | M F | } | 595 |
| . | . | . | . | . | . | . | . | . | . | . | . | . | . | . | . | M F | | |
| . | . | . | . | . | . | . | . | . | . | . | . | . | . | . | . | M F | } | 596 |
| . | . | . | . | . | . | . | . | . | . | . | . | . | . | . | . | M F | | |
| . | . | . | . | . | . | . | . | . | . | . | . | . | . | . | . | M F | } | 597 |
| . | . | . | . | . | . | . | . | . | . | . | . | . | . | . | . | M F | | |
| . | . | . | . | . | . | . | . | . | 1 | . | . | 1 | . | . | . | M F | } | 598 |
| . | . | . | . | . | . | . | . | . | . | . | . | . | . | . | . | M F | | |
| . | . | . | . | . | . | . | . | . | . | 1 | . | 2 | . | 1 | . | M F | } | 599 |
| . | . | . | . | . | . | . | . | . | . | . | . | . | . | . | . | M F | | |
| . | . | . | . | . | . | . | 1 | 3 | 1 | 12 | 14 | 10 | 6 | 1 | M | 600-607 | | |
| . | . | . | . | . | . | . | 1 | 3 | 1 | 11 | 14 | 10 | 6 | 1 | M | 600 | | |
| . | . | . | . | . | . | . | . | . | . | 1 | . | . | . | . | M | 601 | | |
| . | . | . | . | . | . | . | . | . | . | . | . | . | . | . | M | 602 | | |
| . | . | . | . | . | . | . | . | . | . | . | . | . | . | . | M | 603 | | |
| . | . | . | . | . | . | . | . | . | . | . | . | . | . | . | M | 604 | | |
| . | . | . | . | . | . | . | . | . | . | . | . | . | . | . | M | 605 | | |
| . | . | . | . | . | . | . | . | . | . | . | . | . | . | . | M | 606 | | |
| . | . | . | . | . | . | . | . | . | . | . | . | . | . | . | M | 607 | | |

ABSTRACT 12 (continued). Northern Ireland: Causes

| Detailed List Numbers | CAUSES OF DEATH | AGES AT | | | | | | | | |
|-----------------------|--|----------|---------------|----------------------|----|----|----|----|----|---------|
| | | ALL AGES | Under 4 weeks | Total under one year | 1- | 2- | 3- | 4- | 5- | 10- 15- |
| 610-616 | <i>Diseases of breast, ovary, fallopian tube and parametrium . . . F</i> | 1 | . | . | . | . | . | . | . | . |
| 610 | Chronic cystic disease of breast . . . F | . | . | . | . | . | . | . | . | . |
| 611 | Other diseases of breast . . . F | . | . | . | . | . | . | . | . | . |
| 612 | Acute salpingitis and oophoritis . . . F | . | . | . | . | . | . | . | . | . |
| 613 | Chronic salpingitis and oophoritis . . . F | . | . | . | . | . | . | . | . | . |
| 614 | Salpingitis and oophoritis, un-qualified . . . F | 1 | . | . | . | . | . | . | . | . |
| 615 | Other diseases of ovary and fallopian tube . . . F | . | . | . | . | . | . | . | . | . |
| 616 | Diseases of parametrium and pelvic peritoneum (female) . . . F | . | . | . | . | . | . | . | . | . |
| 620-629 | <i>Diseases of uterus and other female genital organs . . . F</i> | 2 | . | . | . | . | . | . | . | . |
| 620 | Infective diseases of cervix uteri . . . F | . | . | . | . | . | . | . | . | . |
| 621 | Other diseases of cervix . . . F | . | . | . | . | . | . | . | . | . |
| 622 | Infective diseases of uterus (except cervix), vagina and vulva . . . F | . | . | . | . | . | . | . | . | . |
| 623 | Uterovaginal prolapse . . . F | 1 | . | . | . | . | . | . | . | . |
| 624 | Malposition of uterus . . . F | . | . | . | . | . | . | . | . | . |
| 625 | Other diseases of uterus . . . F | 1 | . | . | . | . | . | . | . | . |
| 626 | Disorders of menstruation . . . F | . | . | . | . | . | . | . | . | . |
| 627 | Menopausal symptoms . . . F | . | . | . | . | . | . | . | . | . |
| 628 | Sterility, female . . . F | . | . | . | . | . | . | . | . | . |
| 629 | Other diseases of female genital organs . . . F | . | . | . | . | . | . | . | . | . |
| | XI. Complications of Pregnancy, Childbirth and the Puerperium | | | | | | | | | |
| 630-634 | <i>Complications of pregnancy . . . F</i> | . | . | . | . | . | . | . | . | . |
| 630 | Infections of genital tract during pregnancy . . . F | . | . | . | . | . | . | . | . | . |
| 631 | Ectopic pregnancy . . . F | . | . | . | . | . | . | . | . | . |
| 632 | Haemorrhage of pregnancy . . . F | . | . | . | . | . | . | . | . | . |
| 633 | Anaemia of pregnancy . . . F | . | . | . | . | . | . | . | . | . |
| 634 | Other complications of pregnancy . . . F | . | . | . | . | . | . | . | . | . |
| 635-639 | <i>Urinary infections and toxæmias of pregnancy and the puerperium . . . F</i> | 2 | . | . | . | . | . | . | . | . |
| 635 | Urinary infections arising during pregnancy and the puerperium . . . F | . | . | . | . | . | . | . | . | . |
| 636 | Renal disease arising during pregnancy and the puerperium . . . F | . | . | . | . | . | . | . | . | . |
| 637 | Pre-eclampsia, eclampsia and toxæmia, unspecified . . . F | 2 | . | . | . | . | . | . | . | . |
| 638 | Hyperemesis gravidarum . . . F | . | . | . | . | . | . | . | . | . |

of death at different age-periods, 1971.

| DEATH | | | | | | | | | | | | | | | Detailed List Numbers |
|-------|-----|-----|-----|-----|-----|-----|-----|-----|-----|-----|-----|-----|-----|--------------------------|-----------------------------|
| 20- | 25- | 30- | 35- | 40- | 45- | 50- | 55- | 60- | 65- | 70- | 75- | 80- | 85- | 90- 95 and over | |
| . | . | 1 | . | . | . | . | . | . | . | . | . | . | . | . | F 610-616 |
| . | . | . | . | . | . | . | . | . | . | . | . | . | . | . | F 610 |
| . | . | . | . | . | . | . | . | . | . | . | . | . | . | . | F 611 |
| . | . | . | . | . | . | . | . | . | . | . | . | . | . | . | F 612 |
| . | . | . | . | . | . | . | . | . | . | . | . | . | . | . | F 613 |
| . | . | 1 | . | . | . | . | . | . | . | . | . | . | . | . | F 614 |
| . | . | . | . | . | . | . | . | . | . | . | . | . | . | . | F 615 |
| . | . | . | . | . | . | . | . | . | . | . | . | . | . | . | F 616 |
| . | . | . | . | 1 | . | . | 1 | . | . | . | . | . | . | . | F 620-629 |
| . | . | . | . | . | . | . | . | . | . | . | . | . | . | . | F 620 |
| . | . | . | . | . | . | . | . | . | . | . | . | . | . | . | F 621 |
| . | . | . | . | . | . | . | . | . | . | . | . | . | . | . | F 622 |
| . | . | . | . | . | . | . | 1 | . | . | . | . | . | . | . | F 623 |
| . | . | . | . | . | . | . | . | . | . | . | . | . | . | . | F 624 |
| . | . | . | . | 1 | . | . | . | . | . | . | . | . | . | . | F 625 |
| . | . | . | . | . | . | . | . | . | . | . | . | . | . | . | F 626 |
| . | . | . | . | . | . | . | . | . | . | . | . | . | . | . | F 627 |
| . | . | . | . | . | . | . | . | . | . | . | . | . | . | . | F 628 |
| . | . | . | . | . | . | . | . | . | . | . | . | . | . | . | F 629 |
| . | . | . | . | . | . | . | . | . | . | . | . | . | . | . | F 630-634 |
| . | . | . | . | . | . | . | . | . | . | . | . | . | . | . | F 630 |
| . | . | . | . | . | . | . | . | . | . | . | . | . | . | . | F 631 |
| . | . | . | . | . | . | . | . | . | . | . | . | . | . | . | F 632 |
| . | . | . | . | . | . | . | . | . | . | . | . | . | . | . | F 633 |
| . | . | . | . | . | . | . | . | . | . | . | . | . | . | . | F 634 |
| . | 1 | . | 1 | . | . | . | . | . | . | . | . | . | . | . | F 635-639 |
| . | . | . | . | . | . | . | . | . | . | . | . | . | . | . | F 635 |
| . | . | . | . | . | . | . | . | . | . | . | . | . | . | . | F 636 |
| . | 1 | . | 1 | . | . | . | . | . | . | . | . | . | . | . | F 637 |
| . | . | . | . | . | . | . | . | . | . | . | . | . | . | . | F 638 |

ABSTRACT 12 (continued). Northern Ireland: Causes

| Detailed List Numbers | CAUSES OF DEATH | AGES AT | | | | | | | | | |
|-----------------------------|---|-------------|---------------------|-------------------------------|----|----|----|----|----|-----|-----|
| | | ALL AGES | Under 4 weeks | Total under one year | 1- | 2- | 3- | 4- | 5- | 10- | 15- |
| 639 | Other toxæmias of pregnancy and the puerperium F | . | . | . | . | . | . | . | . | . | . |
| 640-645 | Abortion F | 1 | . | . | . | . | . | . | . | . | . |
| 640 | Abortion induced for medical indications F | . | . | . | . | . | . | . | . | . | . |
| 641 | Abortion induced for other legal indications F | . | . | . | . | . | . | . | . | . | . |
| 642 | Abortion induced for other reasons F | 1 | . | . | . | . | . | . | . | . | . |
| 643 | Spontaneous abortion F | . | . | . | . | . | . | . | . | . | . |
| 644 | Abortion not specified as induced or spontaneous F | . | . | . | . | . | . | . | . | . | . |
| 645 | Other abortion F | . | . | . | . | . | . | . | . | . | . |
| 650-662 | Delivery F | 2 | . | . | . | . | . | . | . | . | . |
| 650 | Delivery without mention of complication F | . | . | . | . | . | . | . | . | . | . |
| 651 | Delivery complicated by placenta prævia or antepartum hæmorrhage F | . | . | . | . | . | . | . | . | . | . |
| 652 | Delivery complicated by retained placenta F | 1 | . | . | . | . | . | . | . | . | . |
| 653 | Delivery complicated by other postpartum hæmorrhage. . . F | . | . | . | . | . | . | . | . | . | . |
| 654 | Delivery complicated by abnormality of bony pelvis . . . F | . | . | . | . | . | . | . | . | . | . |
| 655 | Delivery complicated by foetopelvic disproportion . . . F | . | . | . | . | . | . | . | . | . | . |
| 656 | Delivery complicated by malpresentation of foetus . . . F | 1 | . | . | . | . | . | . | . | . | . |
| 657 | Delivery complicated by prolonged labour of other origin . . F | . | . | . | . | . | . | . | . | . | . |
| 658 | Delivery with laceration of perineum, without mention of other laceration F | . | . | . | . | . | . | . | . | . | . |
| 659 | Delivery with rupture of uterus . F | . | . | . | . | . | . | . | . | . | . |
| 660 | Delivery with other obstetrical trauma F | . | . | . | . | . | . | . | . | . | . |
| 661 | Delivery with other complications F | . | . | . | . | . | . | . | . | . | . |
| 662 | Anæsthetic death in uncomplicated delivery F | . | . | . | . | . | . | . | . | . | . |
| 670-678 | Complications of the puerperium . F | 1 | . | . | . | . | . | . | . | . | . |
| 670 | Sepsis of childbirth and the puerperium F | . | . | . | . | . | . | . | . | . | . |
| 671 | Puerperal phlebitis and thrombosis F | . | . | . | . | . | . | . | . | . | . |
| 672 | Pyrexia of unknown origin during the puerperium F | . | . | . | . | . | . | . | . | . | . |
| 673 | Puerperal pulmonary embolism . F | . | . | . | . | . | . | . | . | . | . |
| 674 | Cerebral hæmorrhage in the puerperium F | 1 | . | . | . | . | . | . | . | . | . |

of death at different age-periods, 1971.

| DEATH | | | | | | | | | | | | | | | | Detailed List Numbers |
|----------|----------|----------|-----|----------|-----|-----|-----|-----|-----|-----|-----|-----|-----|-----|-------------------|-----------------------------|
| 20- | 25- | 30- | 35- | 40- | 45- | 50- | 55- | 60- | 65- | 70- | 75- | 80- | 85- | 90- | 95 and over | |
| . | . | . | . | . | . | . | . | . | . | . | . | . | . | . | . | F 639 |
| <i>I</i> | . | . | . | . | . | . | . | . | . | . | . | . | . | . | . | <i>F</i> 640-645 |
| . | . | . | . | . | . | . | . | . | . | . | . | . | . | . | . | F 640 |
| . | . | . | . | . | . | . | . | . | . | . | . | . | . | . | . | F 641 |
| <i>1</i> | . | . | . | . | . | . | . | . | . | . | . | . | . | . | . | F 642 |
| . | . | . | . | . | . | . | . | . | . | . | . | . | . | . | . | F 643 |
| . | . | . | . | . | . | . | . | . | . | . | . | . | . | . | . | F 644 |
| . | . | . | . | . | . | . | . | . | . | . | . | . | . | . | . | F 645 |
| . | <i>I</i> | <i>I</i> | . | . | . | . | . | . | . | . | . | . | . | . | . | <i>F</i> 650-662 |
| . | . | . | . | . | . | . | . | . | . | . | . | . | . | . | . | F 650 |
| . | . | . | . | . | . | . | . | . | . | . | . | . | . | . | . | F 651 |
| . | . | <i>1</i> | . | . | . | . | . | . | . | . | . | . | . | . | . | F 652 |
| . | . | . | . | . | . | . | . | . | . | . | . | . | . | . | . | F 653 |
| . | . | . | . | . | . | . | . | . | . | . | . | . | . | . | . | F 654 |
| . | . | . | . | . | . | . | . | . | . | . | . | . | . | . | . | F 655 |
| . | <i>1</i> | . | . | . | . | . | . | . | . | . | . | . | . | . | . | F 656 |
| . | . | . | . | . | . | . | . | . | . | . | . | . | . | . | . | F 657 |
| . | . | . | . | . | . | . | . | . | . | . | . | . | . | . | . | F 658 |
| . | . | . | . | . | . | . | . | . | . | . | . | . | . | . | . | F 659 |
| . | . | . | . | . | . | . | . | . | . | . | . | . | . | . | . | F 660 |
| . | . | . | . | . | . | . | . | . | . | . | . | . | . | . | . | F 661 |
| . | . | . | . | . | . | . | . | . | . | . | . | . | . | . | . | F 662 |
| . | . | . | . | <i>I</i> | . | . | . | . | . | . | . | . | . | . | . | <i>F</i> 670-678 |
| . | . | . | . | . | . | . | . | . | . | . | . | . | . | . | . | F 670 |
| . | . | . | . | . | . | . | . | . | . | . | . | . | . | . | . | F 671 |
| . | . | . | . | . | . | . | . | . | . | . | . | . | . | . | . | F 672 |
| . | . | . | . | . | . | . | . | . | . | . | . | . | . | . | . | F 673 |
| . | . | . | . | <i>1</i> | . | . | . | . | . | . | . | . | . | . | . | F 674 |

ABSTRACT 12 (continued). Northern Ireland: Causes

| Detailed List Numbers | CAUSES OF DEATH | AGES AT | | | | | | | | | |
|-----------------------------|--|-------------|---------------------|-------------------------------|----|----|----|----|----|-----|-----|
| | | ALL AGES | Under 4 weeks | Total under one year | 1- | 2- | 3- | 4- | 5- | 10- | 15- |
| 675 | Puerperal blood dyscrasias . . . F | . | . | . | . | . | . | . | . | . | . |
| 676 | Anaemia of the puerperium . . . F | . | . | . | . | . | . | . | . | . | . |
| 677 | Other and unspecified complica- tions of the puerperium . . . F | . | . | . | . | . | . | . | . | . | . |
| 678 | Mastitis and other disorders of lactation F | . | . | . | . | . | . | . | . | . | . |
| | XII. Diseases of the Skin and Subcutane- ous Tissue | | | | | | | | | | |
| 680-686 | <i>Infections of skin and subcutaneous</i> { tissue F | 2 | . | . | . | . | . | . | . | . | . |
| 680 | Boil and carbuncle { F | . | . | . | . | . | . | . | . | . | . |
| 681 | Cellulitis of finger and toe . . { F | . | . | . | . | . | . | . | . | . | . |
| 682 | Other cellulitis and abscess . { F | 2 | . | . | . | . | . | . | . | . | . |
| 683 | Acute lymphadenitis { F | . | . | . | . | . | . | . | . | . | . |
| 684 | Impetigo { F | . | . | . | . | . | . | . | . | . | . |
| 685 | Pilonidal cyst { F | . | . | . | . | . | . | . | . | . | . |
| 686 | Other local infections of skin and subcutaneous tissue . . . { F | . | . | . | . | . | . | . | . | . | . |
| 690-698 | <i>Other inflammatory conditions of</i> { <i>skin and subcutaneous tissue</i> . . F | 1 | . | . | . | . | . | . | . | . | . |
| 690 | Seborrhoeic dermatitis . . . { F | . | . | . | . | . | . | . | . | . | . |
| 691 | Infantile eczema and related con- ditions { F | . | . | . | . | . | . | . | . | . | . |
| 692 | Other eczema and dermatitis . { F | . | . | . | . | . | . | . | . | . | . |
| 693 | Dermatitis herpetiformis . . { F | . | . | . | . | . | . | . | . | . | . |
| 694 | Pemphigus { F | . | . | . | . | . | . | . | . | . | . |
| 695 | Erythematous conditions . . { F | . | . | . | . | . | . | . | . | . | . |
| 696 | Psoriasis and similar disorders . { F | 1 | . | . | . | . | . | . | . | . | . |
| 697 | Lichen { F | . | . | . | . | . | . | . | . | . | . |
| 698 | Pruritus and related conditions . { F | . | . | . | . | . | . | . | . | . | . |
| 700-709 | <i>Other diseases of skin and sub-</i> { <i>cutaneous tissue</i> F | 4 1 | . | . | . | . | . | . | . | . | . |
| 700 | Corns and callosities { F | . | . | . | . | . | . | . | . | . | . |
| 701 | Other hypertrophic and atrophic conditions of skin { F | . | . | . | . | . | . | . | . | . | . |

of death at different age-periods, 1971.

| DEATH | | | | | | | | | | | | | | | | Detailed List Numbers |
|-------|-----|-----|-----|-----|-----|-----|-----|-----|-----|-----|-----|-----|-----|-----|-------------------|-----------------------------|
| 30- | 25- | 30- | 35- | 40- | 45- | 50- | 55- | 60- | 65- | 70- | 75- | 80- | 85- | 90- | 95 and over | |
| . | . | . | . | . | . | . | . | . | . | . | . | . | . | . | . | F 675 |
| . | . | . | . | . | . | . | . | . | . | . | . | . | . | . | . | F 676 |
| . | . | . | . | . | . | . | . | . | . | . | . | . | . | . | . | F 677 |
| . | . | . | . | . | . | . | . | . | . | . | . | . | . | . | . | F 678 |
| . | . | . | . | . | . | 1 | . | . | . | . | . | . | 1 | . | . | M } 680-686 |
| . | . | . | . | . | . | . | . | . | . | . | . | . | . | . | . | F } 680 |
| . | . | . | . | . | . | . | . | . | . | . | . | . | . | . | . | M } 681 |
| . | . | . | . | . | . | 1 | . | . | . | . | . | . | 1 | . | . | F } 682 |
| . | . | . | . | . | . | . | . | . | . | . | . | . | . | . | . | M } 683 |
| . | . | . | . | . | . | . | . | . | . | . | . | . | . | . | . | F } 684 |
| . | . | . | . | . | . | . | . | . | . | . | . | . | . | . | . | M } 685 |
| . | . | . | . | . | . | . | . | . | . | . | . | . | . | . | . | F } 686 |
| . | . | . | . | . | . | . | . | 1 | . | . | . | . | . | . | . | M } 690-698 |
| . | . | . | . | . | . | . | . | . | . | . | . | . | . | . | . | F } 690 |
| . | . | . | . | . | . | . | . | . | . | . | . | . | . | . | . | M } 691 |
| . | . | . | . | . | . | . | . | . | . | . | . | . | . | . | . | F } 692 |
| . | . | . | . | . | . | . | . | . | . | . | . | . | . | . | . | M } 693 |
| . | . | . | . | . | . | . | . | . | . | . | . | . | . | . | . | F } 694 |
| . | . | . | . | . | . | . | . | . | . | . | . | . | . | . | . | M } 695 |
| . | . | . | . | . | . | . | . | 1 | . | . | . | . | . | . | . | F } 696 |
| . | . | . | . | . | . | . | . | . | . | . | . | . | . | . | . | M } 697 |
| . | . | . | . | . | . | . | . | . | . | . | . | . | . | . | . | F } 698 |
| . | . | . | . | . | . | . | . | . | . | . | 2 | 1 | 1 | 1 | . | M } 700-709 |
| . | . | . | . | . | . | . | . | . | . | . | . | . | . | . | . | F } 700 |
| . | . | . | . | . | . | . | . | . | . | . | . | . | . | . | . | M } 701 |

ABSTRACT 12 (continued). Northern Ireland: Causes

| Detailed List Numbers | CAUSES OF DEATH | AGES AT | | | | | | | | | |
|-----------------------|--|----------|---------------|----------------------|----|----|----|----|----|-----|-----|
| | | ALL AGES | Under 4 weeks | Total under one year | 1- | 2- | 3- | 4- | 5- | 10- | 15- |
| 702 | Other dermatoses . . . { F | . | . | . | . | . | . | . | . | . | . |
| 703 | Diseases of nail . . . { F | . | . | . | . | . | . | . | . | . | . |
| 704 | Diseases of hair and hair follicles { F | . | . | . | . | . | . | . | . | . | . |
| 705 | Diseases of sweat glands . . { F | . | . | . | . | . | . | . | . | . | . |
| 706 | Diseases of sebaceous glands . { F | . | . | . | . | . | . | . | . | . | . |
| 707 | Chronic ulcer of skin . . { F | 4 1 | . | . | . | . | . | . | . | . | . |
| 708 | Urticaria { F | . | . | . | . | . | . | . | . | . | . |
| 709 | Other diseases of skin . . { F | . | . | . | . | . | . | . | . | . | . |
| | XIII. Diseases of the Musculo-skeletal System and Connective Tissue | | | | | | | | | | |
| 710-718 | Arthritis and rheumatism, except { rheumatic fever . . . { F | 14 27 | . | . | . | . | . | . | . | . | . |
| 710 | Acute arthritis due to pyogenic { organisms { F | . | . | . | . | . | . | . | . | . | . |
| 711 | Acute non-pyogenic arthritis . { F | . | . | . | . | . | . | . | . | . | . |
| 712 | Rheumatoid arthritis and allied { conditions { F | 12 21 | . | . | . | . | . | . | . | . | . |
| 713 | Osteo-arthritis and allied condi- { tions { F | 1 5 | . | . | . | . | . | . | . | . | . |
| 714 | Other specified forms of arthritis { F | . | . | . | . | . | . | . | . | . | . |
| 715 | Arthritis, unspecified . . { F | 1 | . | . | . | . | . | . | . | . | . |
| 716 | Polymyositis and dermatomyositis { F | 1 | . | . | . | . | . | . | . | . | . |
| 717 | Other non-articular rheumatism . { F | . | . | . | . | . | . | . | . | . | . |
| 718 | Rheumatism, unspecified . . { F | . | . | . | . | . | . | . | . | . | . |
| 720-729 | Osteomyelitis and other diseases { of bone and joint . . { F | 2 3 | . | . | . | . | . | . | . | . | . |
| 720 | Osteomyelitis and periostitis . { F | 2 2 | . | . | . | . | . | . | . | . | . |
| 721 | Osteitis deformans . . . { F | 1 | . | . | . | . | . | . | . | . | . |
| 722 | Osteochondrosis . . . { F | . | . | . | . | . | . | . | . | . | . |
| 723 | Other diseases of bone . . { F | . | . | . | . | . | . | . | . | . | . |
| 724 | Internal derangement of joint . { F | . | . | . | . | . | . | . | . | . | . |

of death at different age-periods, 1971.

| DEATH | | | | | | | | | | | | | | | 95 and over | Detailed List Numbers | |
|-------|-----|-----|-----|-----|--------|-----|-----|--------|--------|--------|-----|-----|--------|-----|-------------------|-----------------------------|-----------|
| 20- | 25- | 30- | 35- | 40- | 45- | 50- | 55- | 60- | 65- | 70- | 75- | 80- | 85- | 90- | | | |
| . | . | . | . | . | . | . | . | . | . | . | . | . | . | . | . | M F | } 702 |
| . | . | . | . | . | . | . | . | . | . | . | . | . | . | . | . | M F | } 703 |
| . | . | . | . | . | . | . | . | . | . | . | . | . | . | . | . | M F | } 704 |
| . | . | . | . | . | . | . | . | . | . | . | . | . | . | . | . | M F | } 705 |
| . | . | . | . | . | . | . | . | . | . | . | . | . | . | . | . | M F | } 706 |
| . | . | . | . | . | . | . | . | . | . | . | 2 | 1 | 1 | . | 1 | M F | } 707 |
| . | . | . | . | . | . | . | . | . | . | . | . | . | . | . | . | M F | } 708 |
| . | . | . | . | . | . | . | . | . | . | . | . | . | . | . | . | M F | } 709 |
| . | . | . | . | 2 | 1 2 | . | 1 | 4 3 | 3 4 | 4 2 | 7 | 3 | 1 4 | . | . | M F | } 710-718 |
| . | . | . | . | . | . | . | . | . | . | . | . | . | . | . | . | M F | } 710 |
| . | . | . | . | . | . | . | . | . | . | . | . | . | . | . | . | M F | } 711 |
| . | . | . | . | 1 | 1 2 | . | 1 | 3 3 | 3 4 | 3 2 | 5 | 2 | 1 2 | . | . | M F | } 712 |
| . | . | . | . | . | . | . | . | . | . | 1 | 2 | 1 | 2 | . | . | M F | } 713 |
| . | . | . | . | . | . | . | . | . | . | . | . | . | . | . | . | M F | } 714 |
| . | . | . | . | . | . | . | . | 1 | . | . | . | . | . | . | . | M F | } 715 |
| . | . | . | . | 1 | . | . | . | . | . | . | . | . | . | . | . | M F | } 716 |
| . | . | . | . | . | . | . | . | . | . | . | . | . | . | . | . | M F | } 717 |
| . | . | . | . | . | . | . | . | . | . | . | . | . | . | . | . | M F | } 718 |
| . | . | 1 | . | . | . | . | 1 | . | 1 | 1 | 1 | . | . | . | . | M F | } 720-729 |
| . | . | 1 | . | . | . | . | 1 | . | 1 | . | 1 | . | . | . | . | M F | } 720 |
| . | . | . | . | . | . | . | . | . | . | 1 | . | . | . | . | . | M F | } 721 |
| . | . | . | . | . | . | . | . | . | . | . | . | . | . | . | . | M F | } 722 |
| . | . | . | . | . | . | . | . | . | . | . | . | . | . | . | . | M F | } 723 |
| . | . | . | . | . | . | . | . | . | . | . | . | . | . | . | . | M F | } 724 |

ABSTRACT 12 (continued). Northern Ireland: Causes

| Detailed List Numbers | CAUSES OF DEATH | AGES AT | | | | | | | | | |
|----------------------------------|---|------------|---------------|----------------------|---------|--------|--------|--------|--------|--------|--------|
| | | ALL AGES | Under 4 weeks | Total under one year | 1- | 2- | 3- | 4- | 5- | 10- | 15- |
| 725 | Displacement of intervertebral disc {M F | . . | . . | . . | . . | . . | . . | . . | . . | . . | . . |
| 726 | Affection of sacro-iliac joint {M F | . . | . . | . . | . . | . . | . . | . . | . . | . . | . . |
| 727 | Ankylosis of joint {M F | . . | . . | . . | . . | . . | . . | . . | . . | . . | . . |
| 728 | Vertebrogenic pain syndrome {M F | . . | . . | . . | . . | . . | . . | . . | . . | . . | . . |
| 729 | Other diseases of joint {M F | . . | . . | . . | . . | . . | . . | . . | . . | . . | . . |
| 730-738 | Other diseases of musculoskeletal system {M F | 2 11 | . . | . . | . . | . . | . . | . . | . . | . . | 1 |
| 730 | Bunion {M F | . . | . . | . . | . . | . . | . . | . . | . . | . . | . . |
| 731 | Synovitis, bursitis and tenosynovitis {M F | . . | . . | . . | . . | . . | . . | . . | . . | . . | . . |
| 732 | Infective myositis and other inflammatory diseases of tendon and fascia {M F | . . | . . | . . | . . | . . | . . | . . | . . | . . | . . |
| 733 | Other diseases of muscle, tendon and fascia {M F | . 1 | . . | . . | . . | . . | . . | . . | . . | . . | . . |
| 734 | Diffuse diseases of connective tissue {M F | 1 10 | . . | . . | . . | . . | . . | . . | . . | . . | 1 |
| 735 | Curvature of spine {M F | 1 . | . . | . . | . . | . . | . . | . . | . . | . . | . . |
| 736 | Flat foot {M F | . . | . . | . . | . . | . . | . . | . . | . . | . . | . . |
| 737 | Hallux valgus and varus {M F | . . | . . | . . | . . | . . | . . | . . | . . | . . | . . |
| 738 | Other deformities {M F | . . | . . | . . | . . | . . | . . | . . | . . | . . | . . |
| XIV. Congenital Anomalies | | | | | | | | | | | |
| 740-759 | Congenital anomalies {M F | 112 125 | 60 69 | 87 96 | 3 11 | 1 1 | 4 . | 1 1 | 2 3 | 2 2 | 1 1 |
| 740 | Anencephalus {M F | 7 15 | 7 14 | 7 14 | 1 . | . . | . . | . . | . . | . . | . . |
| 741 | Spina bifida {M F | 23 25 | 17 19 | 22 23 | 1 . | . . | 1 . | . . | . . | 1 . | . . |
| 742 | Congenital hydrocephalus {M F | 8 6 | 1 1 | 6 2 | . 4 | . . | . . | . . | 1 . | . . | . . |
| 743 | Other congenital anomalies of nervous system {M F | 3 7 | . 4 | . 5 | 1 . | . . | 1 . | . . | . . | . . | 1 . |
| 744 | Congenital anomalies of eye {M F | . . | . . | . . | . . | . . | . . | . . | . . | . . | . . |
| 745 | Congenital anomalies of ear, face and neck {M F | . . | . . | . . | . . | . . | . . | . . | . . | . . | . . |
| 746 | Congenital anomalies of heart {M F | 33 33 | 15 13 | 24 23 | 2 3 | . . | 1 . | 1 1 | 1 3 | 1 . | . . |
| 747 | Other congenital anomalies of circulatory system {M F | 3 3 | 1 2 | 2 3 | . . | 1 . | . . | . . | . . | . . | . . |

of death at different age-periods, 1971.

| DEATH | | | | | | | | | | | | | | | 95 and over | Detailed List Numbers | | |
|--------|--------|-----|--------|-----|-----|-----|--------|--------|-----|--------|-----|-----|-----|-----|-------------------|-----------------------------|---|---------|
| 20- | 25- | 30- | 35- | 40- | 45- | 50- | 55- | 60- | 65- | 70- | 75- | 80- | 85- | 90- | | | | |
| . | . | . | . | . | . | . | . | . | . | . | . | . | . | . | . | M F | } | 725 |
| . | . | . | . | . | . | . | . | . | . | . | . | . | . | . | . | M F | } | 726 |
| . | . | . | . | . | . | . | . | . | . | . | . | . | . | . | . | M F | } | 727 |
| . | . | . | . | . | . | . | . | . | . | . | . | . | . | . | . | M F | } | 728 |
| . | . | . | . | . | . | . | . | . | . | . | . | . | . | . | . | M F | } | 729 |
| . | . | . | . | 2 | . | 2 | 1 | 1 2 | 1 | 1 1 | 1 | . | . | . | . | M F | } | 730-738 |
| . | . | . | . | . | . | . | . | . | . | . | . | . | . | . | . | M F | } | 730 |
| . | . | . | . | . | . | . | . | . | . | . | . | . | . | . | . | M F | } | 731 |
| . | . | . | . | . | . | . | . | . | . | . | . | . | . | . | . | M F | } | 732 |
| . | . | . | . | . | . | 1 | . | . | . | . | . | . | . | . | . | M F | } | 733 |
| . | . | . | . | 2 | . | 1 | 1 | 2 | 1 | 1 1 | 1 | . | . | . | . | M F | } | 734 |
| . | . | . | . | . | . | . | . | 1 | . | . | . | . | . | . | . | M F | } | 735 |
| . | . | . | . | . | . | . | . | . | . | . | . | . | . | . | . | M F | } | 736 |
| . | . | . | . | . | . | . | . | . | . | . | . | . | . | . | . | M F | } | 737 |
| . | . | . | . | . | . | . | . | . | . | . | . | . | . | . | . | M F | } | 738 |
| 2 3 | 2 1 | 2 | 1 2 | . | 1 | 1 | 1 1 | 1 1 | 1 | 1 | . | . | . | . | . | M F | } | 740-759 |
| . | . | . | . | . | . | . | . | . | . | . | . | . | . | . | . | M F | } | 740 |
| . | . | . | . | . | . | . | . | . | . | . | . | . | . | . | . | M F | } | 741 |
| . | . | 1 | . | . | . | . | . | . | . | . | . | . | . | . | . | M F | } | 742 |
| 1 | . | . | . | . | . | . | . | 1 | . | . | . | . | . | . | . | M F | } | 743 |
| . | . | . | . | . | . | . | . | . | . | . | . | . | . | . | . | M F | } | 744 |
| . | . | . | . | . | . | . | . | . | . | . | . | . | . | . | . | M F | } | 745 |
| 1 1 | 2 1 | . | 1 | . | . | . | . | . | . | . | . | . | . | . | . | M F | } | 746 |
| . | . | . | . | . | . | . | . | . | . | . | . | . | . | . | . | M F | } | 747 |

ABSTRACT 12 (continued). Northern Ireland: Causes

| Detailed List Numbers | CAUSES OF DEATH | AGES AT | | | | | | | | | |
|-----------------------|---|------------|---------------|----------------------|----|----|----|----|----|-----|-----|
| | | ALL AGES | Under 4 weeks | Total under one year | 1- | 2- | 3- | 4- | 5- | 10- | 15- |
| 748 | Congenital anomalies of respiratory system {M F | 2 5 | 1 3 | 2 3 | . | . | . | . | . | 1 | . |
| 749 | Cleft palate and cleft lip {M F | 1 . | . | 1 . | . | . | . | . | . | . | . |
| 750 | Other congenital anomalies of upper alimentary tract {M F | 2 3 | 1 1 | 1 3 | . | . | 1 | . | . | . | . |
| 751 | Other congenital anomalies of digestive system {M F | 6 5 | 3 . | 6 3 | 2 | . | . | . | . | . | . |
| 752 | Congenital anomalies of genital organs {M F | . | . | . | . | . | . | . | . | . | . |
| 753 | Congenital anomalies of urinary system {M F | 13 9 | 6 3 | 6 5 | . | . | . | . | . | . | 1 |
| 754 | Clubfoot (congenital) {M F | . | . | . | . | . | . | . | . | . | . |
| 755 | Other congenital anomalies of limbs {M F | . | . | . | . | . | . | . | . | . | . |
| 756 | Other congenital anomalies of musculoskeletal system {M F | 3 4 | 2 3 | 3 4 | . | . | . | . | . | . | . |
| 757 | Congenital anomalies of skin, hair and nails {M F | . | . | . | . | . | . | . | . | . | . |
| 758 | Other and unspecified congenital anomalies {M F | 2 . | 1 . | 1 . | . | 1 | . | . | . | . | . |
| 759 | Congenital syndromes affecting multiple systems {M F | 8 8 | 6 5 | 7 7 | . | . | . | . | . | 1 | . |
| 760-779 | XV. Certain Causes of Perinatal Morbidity and Mortality* {M F | 183 137 | 182 137 | 183 137 | . | . | . | . | . | . | . |
| | XVI. Symptoms and Ill-defined Conditions | | | | | | | | | | |
| 780-789 | Symptoms referable to systems or organs {M F | 9 13 | . | 1 1 | . | . | . | . | . | . | . |
| 780 | Certain symptoms referable to nervous system and special senses {M F | 1 . | . | 1 . | . | . | . | . | . | . | . |
| 781 | Other symptoms referable to nervous system and special senses {M F | . | . | . | . | . | . | . | . | . | . |
| 782 | Symptoms referable to cardiovascular and lymphatic system {M F | 6 11 | . | . | . | . | . | . | . | . | . |
| 783 | Symptoms referable to respiratory system {M F | 1 . | . | . | . | . | . | . | . | . | . |
| 784 | Symptoms referable to upper gastro-intestinal tract {M F | 1 . | . | . | . | . | . | . | . | . | . |
| 785 | Symptoms referable to abdomen and lower gastro-intestinal tract {M F | . | . | . | . | . | . | . | . | . | . |
| 786 | Symptoms referable to genito-urinary system {M F | . | . | . | . | . | . | . | . | . | . |
| 787 | Symptoms referable to limbs and joints {M F | . | . | . | . | . | . | . | . | . | . |
| 788 | Other general symptoms {M F | 2 . | . | 1 . | . | . | . | . | . | . | . |
| 789 | Abnormal urinary constituents of unspecified cause {M F | . | . | . | . | . | . | . | . | . | . |

*See Abstract 24 for further details.

of death at different age-periods, 1971.

DEATH

| 20- | 25- | 30- | 35- | 40- | 45- | 50- | 55- | 60- | 65- | 70- | 75- | 80- | 85- | 90- | 95 and over | Detailed List Numbers | | |
|-----|-----|-----|-----|-----|-----|-----|-----|-----|-----|-----|--------|--------|--------|--------|-------------------|-----------------------------|---|---------|
| 1 | . | . | . | . | . | . | . | . | . | . | . | . | . | . | . | M F | } | 748 |
| . | . | . | . | . | . | . | . | . | . | . | . | . | . | . | . | M F | } | 749 |
| . | . | . | . | . | . | . | . | . | . | . | . | . | . | . | . | M F | } | 750 |
| . | . | . | . | . | . | . | . | . | . | . | . | . | . | . | . | M F | } | 751 |
| . | . | . | . | . | . | . | . | . | . | . | . | . | . | . | . | M F | } | 752 |
| 1 | . | 1 | 1 | . | 1 | 1 | 1 | 1 | 1 | 1 | . | . | . | . | . | M F | } | 753 |
| . | . | . | . | . | . | . | . | . | . | . | . | . | . | . | . | M F | } | 754 |
| . | . | . | . | . | . | . | . | . | . | . | . | . | . | . | . | M F | } | 755 |
| . | . | . | . | . | . | . | . | . | . | . | . | . | . | . | . | M F | } | 756 |
| . | . | . | . | . | . | . | . | . | . | . | . | . | . | . | . | M F | } | 757 |
| . | . | . | . | . | . | . | . | . | . | . | . | . | . | . | . | M F | } | 758 |
| . | . | . | 1 | . | . | . | . | . | . | . | . | . | . | . | . | M F | } | 759 |
| . | . | . | . | . | . | . | . | . | . | . | . | . | . | . | . | M F | } | 760-779 |
| . | . | . | 1 | . | . | . | 1 | . | . | . | 3 2 | 1 1 | 1 2 | 1 4 | 1 2 | M F | } | 780-789 |
| . | . | . | . | . | . | . | . | . | . | . | . | . | . | . | . | M F | } | 780 |
| . | . | . | . | . | . | . | . | . | . | . | . | . | . | . | . | M F | } | 781 |
| . | . | . | . | . | . | . | 1 | . | . | . | 3 2 | 1 | 1 2 | 1 3 | 1 2 | M F | } | 782 |
| . | . | . | 1 | . | . | . | . | . | . | . | . | . | . | . | . | M F | } | 783 |
| . | . | . | . | . | . | . | . | . | . | . | . | 1 | . | . | . | M F | } | 784 |
| . | . | . | . | . | . | . | . | . | . | . | . | . | . | . | . | M F | } | 785 |
| . | . | . | . | . | . | . | . | . | . | . | . | . | . | . | . | M F | } | 786 |
| . | . | . | . | . | . | . | . | . | . | . | . | . | . | . | . | M F | } | 787 |
| . | . | . | . | . | . | . | . | . | . | . | . | . | . | 1 | . | M F | } | 788 |
| . | . | . | . | . | . | . | . | . | . | . | . | . | . | . | . | M F | } | 789 |

ABSTRACT 12 (continued). Northern Ireland: Causes

| Detailed List Numbers | CAUSES OF DEATH | AGES AT | | | | | | | | | |
|--|---|-----------|---------------|----------------------|--------|--------|--------|--------|---------|--------|----------|
| | | ALL AGES | Under 4 weeks | Total under one year | 1- | 2- | 3- | 4- | 5- | 10- | 15- |
| 790-796 | Senility and ill-defined diseases . {M F | 5 10 | . | . | . | . | . | . | . | . | . |
| 790 | Nervousness and debility . {M F | . | . | . | . | . | . | . | . | . | . |
| 791 | Headache {M F | . | . | . | . | . | . | . | . | . | . |
| 792 | Uraemia {M F | 2 1 | . | . | . | . | . | . | . | . | . |
| 793 | Observation, without need for further medical care {M F | . | . | . | . | . | . | . | . | . | . |
| 794 | Senility without mention of psychosis {M F | 1 5 | . | . | . | . | . | . | . | . | . |
| 795 | Sudden death (cause unknown) . {M F | . | . | . | . | . | . | . | . | . | . |
| 796 | Other ill-defined and unknown causes of morbidity and mortality {M F | 2 4 | . | . | . | . | . | . | . | . | . |
| EXVII. Accidents, Poisonings and Violence (External cause) | | | | | | | | | | | |
| E800-E807 | Railway accidents . . . {M F | 1 | . | . | . | . | . | . | . | . | . |
| E800 | Railway accident involving collision with rolling stock {M F | . | . | . | . | . | . | . | . | . | . |
| E801 | Railway accident involving collision with other object {M F | . | . | . | . | . | . | . | . | . | . |
| E802 | Railway accident involving derailment without antecedent collision {M F | . | . | . | . | . | . | . | . | . | . |
| E803 | Railway accident involving explosion, fire, burning {M F | . | . | . | . | . | . | . | . | . | . |
| E804 | Fall in, on, or from train . {M F | . | . | . | . | . | . | . | . | . | . |
| E805 | Hit by rolling stock . . . {M F | 1 | . | . | . | . | . | . | . | . | . |
| E806 | Other specified railway accident {M F | . | . | . | . | . | . | . | . | . | . |
| E807 | Railway accident of unspecified nature {M F | . | . | . | . | . | . | . | . | . | . |
| E810-E819 | Motor vehicle traffic accidents . {M F | 198 82 | . | . | 3 1 | 1 1 | 3 3 | 3 3 | 15 3 | 8 2 | 25 10 |
| E810 | Motor vehicle traffic accident involving collision with train {M F | . | . | . | . | . | . | . | . | . | . |
| E811 | Motor vehicle traffic accident involving collision with street car {M F | . | . | . | . | . | . | . | . | . | . |
| E812 | Motor vehicle traffic accident involving collision with another motor vehicle {M F | 60 24 | . | . | 1 . | . | . | 1 . | 1 . | . | 16 3 |
| E813 | Motor vehicle traffic accident involving collision with other vehicle {M F | 17 1 | . | . | . | . | . | . | . | 2 . | 2 . |
| E814 | Motor vehicle traffic accident involving collision with pedestrian {M F | 83 48 | . | . | 2 1 | 1 1 | 3 3 | 1 3 | 14 3 | 5 2 | 1 4 |

of death at different age-periods, 1971.

| DEATH | | | | | | | | | | | | | | | | Detailed List Numbers | |
|---------|---------|---------|--------|--------|---------|---------|--------|--------|----------|--------|--------|--------|--------|--------|-------------------|-----------------------------|-----------------|
| 20- | 25- | 30- | 35- | 40- | 45- | 50- | 55- | 60- | 65- | 70- | 75- | 80- | 85- | 90- | 95 and over | | |
| 1 | . | . | 1 | . | . | 1 | 1 | 1 | 1 | . | 1 | 1 | 2 | 2 | 1 | M F | } 790-796 |
| . | . | . | . | . | . | . | . | . | . | . | . | . | . | . | . | M F | |
| . | . | . | . | . | . | . | . | . | . | . | . | . | . | . | . | M F | } 790 |
| . | . | . | . | . | . | . | . | . | . | . | . | . | . | . | . | M F | |
| . | . | . | . | . | . | 1 | . | . | . | . | . | . | . | 1 | 1 | M F | } 791 |
| . | . | . | . | . | . | . | . | . | . | . | . | . | . | . | . | M F | |
| . | . | . | . | . | . | . | . | . | . | . | . | . | . | . | . | M F | } 792 |
| . | . | . | . | . | . | . | . | . | . | . | . | . | . | . | . | M F | |
| . | . | . | . | . | . | . | . | . | . | . | . | . | . | . | . | M F | } 793 |
| . | . | . | . | . | . | . | . | . | . | . | . | . | . | . | . | M F | |
| . | . | . | . | . | . | . | . | . | . | . | 1 | 1 | 2 | 1 | 1 | M F | } 794 |
| . | . | . | . | . | . | . | . | . | . | . | . | . | . | . | . | M F | |
| . | . | . | . | . | . | . | . | . | . | . | . | . | . | . | . | M F | } 795 |
| . | . | . | . | . | . | . | . | . | . | . | . | . | . | . | . | M F | |
| 1 | . | . | 1 | . | . | 1 | 1 | 1 | 1 | . | . | . | . | . | . | M F | } 796 |
| . | . | . | . | . | . | . | . | . | . | . | . | . | . | . | . | M F | |
| . | . | . | . | . | . | . | . | . | . | . | . | 1 | . | . | . | M F | } E800- E807 |
| . | . | . | . | . | . | . | . | . | . | . | . | . | . | . | . | M F | |
| . | . | . | . | . | . | . | . | . | . | . | . | . | . | . | . | M F | } E800 |
| . | . | . | . | . | . | . | . | . | . | . | . | . | . | . | . | M F | |
| . | . | . | . | . | . | . | . | . | . | . | . | . | . | . | . | M F | } E801 |
| . | . | . | . | . | . | . | . | . | . | . | . | . | . | . | . | M F | |
| . | . | . | . | . | . | . | . | . | . | . | . | . | . | . | . | M F | } E802 |
| . | . | . | . | . | . | . | . | . | . | . | . | . | . | . | . | M F | |
| . | . | . | . | . | . | . | . | . | . | . | . | . | . | . | . | M F | } E803 |
| . | . | . | . | . | . | . | . | . | . | . | . | . | . | . | . | M F | |
| . | . | . | . | . | . | . | . | . | . | . | . | . | . | . | . | M F | } E804 |
| . | . | . | . | . | . | . | . | . | . | . | . | . | . | . | . | M F | |
| . | . | . | . | . | . | . | . | . | . | . | . | 1 | . | . | . | M F | } E805 |
| . | . | . | . | . | . | . | . | . | . | . | . | . | . | . | . | M F | |
| . | . | . | . | . | . | . | . | . | . | . | . | . | . | . | . | M F | } E806 |
| . | . | . | . | . | . | . | . | . | . | . | . | . | . | . | . | M F | |
| . | . | . | . | . | . | . | . | . | . | . | . | . | . | . | . | M F | } E807 |
| . | . | . | . | . | . | . | . | . | . | . | . | . | . | . | . | M F | |
| 25 6 | 10 4 | 15 3 | 7 3 | 5 1 | 11 2 | 11 4 | 7 2 | 9 4 | 10 10 | 9 8 | 8 7 | 7 4 | 4 1 | 1 | 1 | M F | } E810- E819 |
| . | . | . | . | . | . | . | . | . | . | . | . | . | . | . | . | M F | |
| . | . | . | . | . | . | . | . | . | . | . | . | . | . | . | . | M F | } E810 |
| . | . | . | . | . | . | . | . | . | . | . | . | . | . | . | . | M F | |
| . | . | . | . | . | . | . | . | . | . | . | . | . | . | . | . | M F | } E811 |
| . | . | . | . | . | . | . | . | . | . | . | . | . | . | . | . | M F | |
| 10 4 | 3 4 | 9 2 | 4 2 | 3 1 | . | 3 1 | 3 . | 4 . | 1 2 | . | 1 3 | . | . | . | . | M F | } E812 |
| . | . | . | . | . | . | . | . | . | . | . | . | . | . | . | . | M F | |
| . | . | 1 | . | . | 1 | 1 | 2 1 | 3 . | 2 . | 1 . | 1 . | . | 1 | . | . | M F | } E813 |
| . | . | . | . | . | . | . | . | . | . | . | . | . | . | . | . | M F | |
| 2 | 2 | 2 | 1 1 | 1 . | 7 2 | 6 3 | 2 1 | 2 4 | 7 8 | 7 5 | 6 3 | 6 4 | 3 . | 1 . | 1 . | M F | } E814 |
| . | . | . | . | . | . | . | . | . | . | . | . | . | . | . | . | M F | |

ABSTRACT 12 (continued). Northern Ireland: Causes

| Detailed List Numbers | CAUSES OF DEATH | AGES AT | | | | | | | | | |
|-----------------------|--|----------|---------------|----------------------|----|----|----|----|----|-----|--------|
| | | ALL AGES | Under 4 weeks | Total under one year | 1- | 2- | 3- | 4- | 5- | 10- | 15- |
| E815 | Other motor vehicle traffic accident involving collision . . . { M F | 1 | . | . | . | . | . | . | . | . | . |
| E816 | Non-collision motor vehicle traffic accident due to loss of control . . . { M F | 35 8 | . | . | . | . | . | . | . | . | 6 3 |
| E817 | Non-collision motor vehicle traffic accident while boarding or alighting . . . { M F | . | . | . | . | . | . | . | . | . | . |
| E818 | Other non-collision motor vehicle traffic accident . . . { M F | 3 | . | . | . | . | . | 1 | . | 1 | . |
| E819 | Motor vehicle traffic accident of unspecified nature . . . { M F | . | . | . | . | . | . | . | . | . | . |
| E820- E823 | Motor vehicle non-traffic accidents . . . { M F | 8 1 | . | . | . | . | . | . | . | 1 | . |
| E820 | Motor vehicle non-traffic accident involving collision with moving object . . . { M F | 1 | . | . | . | . | . | . | . | . | . |
| E821 | Motor vehicle non-traffic accident involving collision with stationary object . . . { M F | . | . | . | . | . | . | . | . | . | . |
| E822 | Motor vehicle non-traffic accident while boarding or alighting . . . { M F | 1 | . | . | . | . | . | . | . | 1 | . |
| E823 | Motor vehicle non-traffic accident of other and unspecified nature . . . { M F | 7 | . | . | . | . | . | . | . | . | . |
| E825- E827 | Other road vehicle accidents . . . { M F | 4 | . | . | . | . | . | . | . | 1 | . |
| E825 | Street car accident . . . { M F | . | . | . | . | . | . | . | . | . | . |
| E826 | Pedal cycle accident . . . { M F | 4 | . | . | . | . | . | . | . | 1 | . |
| E827 | Other non-motor road vehicle accident . . . { M F | . | . | . | . | . | . | . | . | . | . |
| E830- E838 | Water transport accidents . . . { M F | 10 | . | . | . | . | . | . | . | . | . |
| E830 | Accident to watercraft causing submersion . . . { M F | 8 | . | . | . | . | . | . | . | . | . |
| E831 | Accident to watercraft causing other injury . . . { M F | . | . | . | . | . | . | . | . | . | . |
| E832 | Other accidental submersion or drowning in water transport . . . { M F | 2 | . | . | . | . | . | . | . | . | . |
| E833 | Fall on stairs or ladders in water transport . . . { M F | . | . | . | . | . | . | . | . | . | . |
| E834 | Other fall from one level to another in water transport . . . { M F | . | . | . | . | . | . | . | . | . | . |
| E835 | Other and unspecified fall in water transport . . . { M F | . | . | . | . | . | . | . | . | . | . |
| E836 | Machinery accident in water transport . . . { M F | . | . | . | . | . | . | . | . | . | . |
| E837 | Explosion, fire, burning, in water transport . . . { M F | . | . | . | . | . | . | . | . | . | . |
| E838 | Other and unspecified water transport accident . . . { M F | . | . | . | . | . | . | . | . | . | . |

of death at different age-periods, 1971.

| DEATH | | | | | | | | | | | | | | | | Detailed List Numbers |
|---------|--------|--------|--------|--------|--------|--------|-----|-----|-----|--------|-----|--------|--------|-----|-------------------|-----------------------------|
| 20- | 25- | 30- | 35- | 40- | 45- | 50- | 55- | 60- | 65- | 70- | 75- | 80- | 85- | 90- | 95 and over | |
| . | . | . | . | . | . | . | . | . | . | . | 1 | . | . | . | . | M F } E815 |
| 12 2 | 5 . | 3 1 | 2 . | 1 . | 3 . | 1 . | . | . | . | 1 1 | . | 1 . | 1 . | . | . | M F } E816 |
| . | . | . | . | . | . | . | . | . | . | . | . | . | . | . | . | M F } E817 |
| 1 . | . | . | . | . | . | . | . | . | . | . | . | . | . | . | . | M F } E818 |
| . | . | . | . | . | . | . | . | . | . | . | . | . | . | . | . | M F } E819 |
| . | . | 1 | 1 | . | . | 1 | . | 4 | . | . | 1 | . | . | . | . | M F } E820- E823 |
| . | . | . | . | . | . | 1 | . | . | . | . | . | . | . | . | . | M F } E820 |
| . | . | . | . | . | . | . | . | . | . | . | . | . | . | . | . | M F } E821 |
| . | . | . | . | . | . | . | . | . | . | . | . | . | . | . | . | M F } E822 |
| . | . | 1 | 1 | . | . | . | . | 4 | . | . | 1 | . | . | . | . | M F } E823 |
| . | . | . | . | . | . | 1 | 1 | . | . | . | . | 1 | . | . | . | M F } E825- E827 |
| . | . | . | . | . | . | . | . | . | . | . | . | . | . | . | . | M F } E825 |
| . | . | . | . | . | . | 1 | 1 | . | . | . | . | 1 | . | . | . | M F } E826 |
| . | . | . | . | . | . | . | . | . | . | . | . | . | . | . | . | M F } E827 |
| . | 1 | 3 | 3 | 1 | . | . | . | 1 | 1 | . | . | . | . | . | . | M F } E830- E838 |
| . | 1 | 3 | 2 | 1 | . | . | . | 1 | . | . | . | . | . | . | . | M F } E830 |
| . | . | . | . | . | . | . | . | . | . | . | . | . | . | . | . | M F } E831 |
| . | . | . | 1 | . | . | . | . | . | 1 | . | . | . | . | . | . | M F } E832 |
| . | . | . | . | . | . | . | . | . | . | . | . | . | . | . | . | M F } E833 |
| . | . | . | . | . | . | . | . | . | . | . | . | . | . | . | . | M F } E834 |
| . | . | . | . | . | . | . | . | . | . | . | . | . | . | . | . | M F } E835 |
| . | . | . | . | . | . | . | . | . | . | . | . | . | . | . | . | M F } E836 |
| . | . | . | . | . | . | . | . | . | . | . | . | . | . | . | . | M F } E837 |
| . | . | . | . | . | . | . | . | . | . | . | . | . | . | . | . | M F } E838 |

ABSTRACT 12 (continued). Northern Ireland: Causes

| Detailed List Numbers | CAUSES OF DEATH | AGES AT | | | | | | | | | |
|-----------------------|---|----------|---------------|----------------------|----|----|----|----|----|-----|-----|
| | | ALL AGES | Under 4 weeks | Total under one year | 1- | 2- | 3- | 4- | 5- | 10- | 15- |
| E840- E845 | Air and space transport accidents . {M F | 3 | . | . | . | . | . | . | . | . | . |
| E840 | Accident to powered aircraft at take-off or landing . {M F | . | . | . | . | . | . | . | . | . | . |
| E841 | Accident to powered aircraft, other and unspecified . {M F | 3 | . | . | . | . | . | . | . | . | . |
| E842 | Accident to unpowered aircraft . {M F | . | . | . | . | . | . | . | . | . | . |
| E843 | Fall in, on, or from aircraft . {M F | . | . | . | . | . | . | . | . | . | . |
| E844 | Other specified air transport accidents . {M F | . | . | . | . | . | . | . | . | . | . |
| E845 | Accident involving spacecraft . {M F | . | . | . | . | . | . | . | . | . | . |
| E850- E859 | Accidental poisoning by drugs and medicaments . {M F | 10 11 | . | . | . | . | . | . | . | . | 1 |
| E850 | Accidental poisoning by anti-biotics and other anti-infectives {M F | . | . | . | . | . | . | . | . | . | . |
| E851 | Accidental poisoning by hormones and synthetic substitutes . {M F | . | . | . | . | . | . | . | . | . | . |
| E852 | Accidental poisoning by primarily systemic and haematologic agents . {M F | . | . | . | . | . | . | . | . | . | . |
| E853 | Accidental poisoning by analgesics and antipyretics . {M F | 2 | . | . | . | . | . | . | . | . | . |
| E854 | Accidental poisoning by other sedatives and hypnotics . {M F | 9 6 | . | . | . | . | . | . | . | . | . |
| E855 | Accidental poisoning by autonomic nervous system and psychotherapeutic drugs . {M F | 1 3 | . | . | . | . | . | . | . | . | 1 |
| E856 | Accidental poisoning by other central nervous system depressants and stimulants . {M F | . | . | . | . | . | . | . | . | . | . |
| E857 | Accidental poisoning by cardiovascular drugs . {M F | . | . | . | . | . | . | . | . | . | . |
| E858 | Accidental poisoning by gastrointestinal drugs . {M F | . | . | . | . | . | . | . | . | . | . |
| E859 | Accidental poisoning by other and unspecified drugs and medicaments . {M F | . | . | . | . | . | . | . | . | . | . |
| E860- E869 | Accidental poisoning by other solid and liquid substances . {M F | 3 3 | . | . | . | . | . | . | . | . | . |
| E860 | Accidental poisoning by alcohol . {M F | 3 2 | . | . | . | . | . | . | . | . | . |
| E861 | Accidental poisoning by cleansing and polishing agents . {M F | . | . | . | . | . | . | . | . | . | . |
| E862 | Accidental poisoning by disinfectants . {M F | . | . | . | . | . | . | . | . | . | . |
| E863 | Accidental poisoning by paints and varnishes . {M F | . | . | . | . | . | . | . | . | . | . |
| E864 | Accidental poisoning by petroleum products and other solvents . {M F | . | . | . | . | . | . | . | . | . | . |

of death at different age-periods, 1971.

| DEATH | | | | | | | | | | | | | | | | Detailed List Numbers |
|-------|-----|--------|--------|--------|--------|--------|-----|-----|--------|-----|-----|-----|-----|-----|-------------------|-----------------------------|
| 20- | 25- | 30- | 35- | 40- | 45- | 50- | 55- | 60- | 65- | 70- | 75- | 80- | 85- | 90- | 95 and over | |
| 3 | . | . | . | . | . | . | . | . | . | . | . | . | . | . | . | M F } E840- E845 |
| . | . | . | . | . | . | . | . | . | . | . | . | . | . | . | . | M F } E840 |
| 3 | . | . | . | . | . | . | . | . | . | . | . | . | . | . | . | M F } E841 |
| . | . | . | . | . | . | . | . | . | . | . | . | . | . | . | . | M F } E842 |
| . | . | . | . | . | . | . | . | . | . | . | . | . | . | . | . | M F } E843 |
| . | . | . | . | . | . | . | . | . | . | . | . | . | . | . | . | M F } E844 |
| . | . | . | . | . | . | . | . | . | . | . | . | . | . | . | . | M F } E845 |
| . | . | 1 1 | 2 | . | 1 3 | 2 2 | . | 2 | 1 3 | . | 1 | . | 1 | . | . | M F } E850- E859 |
| . | . | . | . | . | . | . | . | . | . | . | . | . | . | . | . | M F } E850 |
| . | . | . | . | . | . | . | . | . | . | . | . | . | . | . | . | M F } E851 |
| . | . | . | . | . | . | . | . | . | . | . | . | . | . | . | . | M F } E852 |
| . | . | 1 | . | . | . | . | . | . | . | . | . | . | 1 | . | . | M F } E853 |
| . | . | 1 | 1 | . | 1 3 | 2 2 | . | 2 | 1 1 | . | 1 | . | . | . | . | M F } E854 |
| . | . | . | 1 | . | . | . | . | . | 2 | . | . | . | . | . | . | M F } E855 |
| . | . | . | . | . | . | . | . | . | . | . | . | . | . | . | . | M F } E856 |
| . | . | . | . | . | . | . | . | . | . | . | . | . | . | . | . | M F } E857 |
| . | . | . | . | . | . | . | . | . | . | . | . | . | . | . | . | M F } E858 |
| . | . | . | . | . | . | . | . | . | . | . | . | . | . | . | . | M F } E859 |
| . | . | . | . | 2 1 | . | 1 | 1 | . | . | 1 | . | . | . | . | . | M F } E860- E869 |
| . | . | . | 2 1 | . | . | 1 | . | . | . | 1 | . | . | . | . | . | M F } E860 |
| . | . | . | . | . | . | . | . | . | . | . | . | . | . | . | . | M F } E861 |
| . | . | . | . | . | . | . | . | . | . | . | . | . | . | . | . | M F } E862 |
| . | . | . | . | . | . | . | . | . | . | . | . | . | . | . | . | M F } E863 |
| . | . | . | . | . | . | . | . | . | . | . | . | . | . | . | . | M F } E864 |

ABSTRACT 12 (continued). Northern Ireland: Causes

| Detailed List Numbers | CAUSES OF DEATH | AGES AT | | | | | | | | | |
|-----------------------------|--|-------------|---------------------|-------------------------------|----|----|----|----|----|-----|--------|
| | | ALL AGES | Under 4 weeks | Total under one year | 1- | 2- | 3- | 4- | 5- | 10- | 15- |
| E865 | Accidental poisoning by pesticides, {M fertilizers or plant foods {F | . | . | . | . | . | . | . | . | . | . |
| E866 | Accidental poisoning by heavy {M metals and their fumes {F | . | . | . | . | . | . | . | . | . | . |
| E867 | Accidental poisoning by corrosives {M and caustics not elsewhere classi- {F fied | 1 | . | . | . | . | . | . | . | . | . |
| E868 | Accidental poisoning by noxious {M foodstuffs and poisonous plants {F | . | . | . | . | . | . | . | . | . | . |
| E869 | Accidental poisoning by other and {M unspecified solid and liquid sub- {F stances | . | . | . | . | . | . | . | . | . | . |
| E870- E877 | Accidental poisoning by gases and {M vapours {F | 6 6 | . | . | . | . | . | . | . | . | 1 1 |
| E870 | Accidental poisoning by gas dis- {M tributed by pipe-line {F | 3 4 | . | . | . | . | . | . | . | . | . |
| E871 | Accidental poisoning by liquefied {M petroleum gas distributed in {F mobile containers | . | . | . | . | . | . | . | . | . | . |
| E872 | Accidental poisoning by other {M utility gas {F | . | . | . | . | . | . | . | . | . | . |
| E873 | Accidental poisoning by motor {M vehicle exhaust gas {F | 1 | . | . | . | . | . | . | . | . | 1 |
| E874 | Accidental poisoning by carbon {M monoxide from incomplete com- {F bustion of domestic fuels | 1 | . | . | . | . | . | . | . | . | . |
| E875 | Accidental poisoning by other {M carbon monoxide {F | 2 | . | . | . | . | . | . | . | . | . |
| E876 | Accidental poisoning by other {M gases and vapours {F | 1 | . | . | . | . | . | . | . | . | 1 |
| E877 | Accidental poisoning by unspeci- {M fied gases and vapours {F | . | . | . | . | . | . | . | . | . | . |
| E880- E887 | Accidental falls {M {F | 59 109 | 1 | 1 | . | . | . | . | . | 1 | 3 |
| E880 | Fall on or from stairs or steps . {M {F | 6 5 | . | . | . | . | . | . | . | . | . |
| E881 | Fall on or from ladders or scaf- {M olding {F | 6 | . | . | . | . | . | . | . | . | . |
| E882 | Fall from or out of building or {M other structure {F | 3 | . | . | . | . | . | . | . | . | 1 |
| E883 | Fall into hole or other opening {M in surface {F | 1 | . | . | . | . | . | . | . | . | 1 |
| E884 | Other fall from one level to another {M {F | 5 9 | 1 | 1 | . | . | . | . | . | 1 | 1 |
| E885 | Fall on same level from slipping, {M tripping or stumbling {F | 2 3 | . | . | . | . | . | . | . | . | . |
| E886 | Fall on same level from collision, {M pushing or shoving by or with {F other person | 1 | . | . | . | . | . | . | . | . | . |
| E887 | Other and unspecified fall . . . {M {F | 35 92 | . | . | . | . | . | . | . | . | . |

of death at different age-periods, 1971.

| DEATH | | | | | | | | | | | | | | | | Detailed List Numbers | | |
|-------|-----|-----|-----|-----|-----|-----|-----|-----|-----|-----|-----|-----|-----|-----|-------------------|-----------------------------|---|---------------|
| 20- | 25- | 30- | 35- | 40- | 45- | 50- | 55- | 60- | 65- | 70- | 75- | 80- | 85- | 90- | 95 and over | | | |
| . | . | . | . | . | . | . | . | . | . | . | . | . | . | . | . | M F | } | E865 |
| . | . | . | . | . | . | . | . | . | . | . | . | . | . | . | . | M F | | |
| . | . | . | . | . | . | . | 1 | . | . | . | . | . | . | . | . | M F | } | E867 |
| . | . | . | . | . | . | . | . | . | . | . | . | . | . | . | . | M F | | |
| . | . | . | . | . | . | . | . | . | . | . | . | . | . | . | . | M F | } | E868 |
| . | . | . | . | . | . | . | . | . | . | . | . | . | . | . | . | M F | | |
| . | . | . | . | . | . | . | . | . | . | . | . | . | . | . | . | M F | } | E869 |
| . | . | . | . | . | . | . | . | . | . | . | . | . | . | . | . | M F | | |
| . | 1 | 1 | . | . | . | . | . | 1 | 1 | 1 | 1 | 1 | 1 | . | . | M F | } | E870- E877 |
| . | 1 | . | . | . | . | . | . | . | 1 | 1 | 1 | 1 | . | . | . | M F | | |
| . | . | . | . | . | . | . | . | . | . | . | . | . | . | . | . | M F | } | E871 |
| . | . | . | . | . | . | . | . | . | . | . | . | . | . | . | . | M F | | |
| . | . | . | . | . | . | . | . | . | . | . | . | . | . | . | . | M F | } | E872 |
| . | . | . | . | . | . | . | . | . | . | . | . | . | . | . | . | M F | | |
| . | . | . | . | . | . | . | . | . | . | . | . | . | . | . | . | M F | } | E873 |
| . | . | . | . | . | . | . | . | . | . | . | . | . | 1 | . | . | M F | | |
| . | . | 1 | . | . | . | . | . | 1 | . | . | . | . | . | . | . | M F | } | E875 |
| . | . | . | . | . | . | . | . | . | . | . | . | . | . | . | . | M F | | |
| . | . | . | . | . | . | . | . | . | . | . | . | . | . | . | . | M F | } | E876 |
| . | . | . | . | . | . | . | . | . | . | . | . | . | . | . | . | M F | | |
| 1 | . | 1 | 2 | 1 | 1 | 4 | 2 | 3 | 3 | 5 | 6 | 11 | 11 | 5 | 4 | M F | } | E880- E887 |
| . | . | . | 1 | . | . | 1 | . | 1 | 1 | 1 | 1 | 3 | 1 | 1 | . | M F | | |
| . | . | . | . | . | . | 2 | 1 | . | 1 | . | 1 | 1 | . | . | . | M F | } | E881 |
| . | . | . | 1 | . | . | . | . | . | . | . | . | . | . | 1 | . | M F | | |
| . | . | . | . | . | . | . | . | . | . | . | . | . | . | . | . | M F | } | E882 |
| . | . | . | . | . | . | . | . | . | . | . | . | . | . | . | . | M F | | |
| 1 | . | . | . | . | . | . | . | 1 | 1 | 1 | . | 1 | 3 | 1 | . | M F | } | E884 |
| . | . | . | . | . | . | . | . | . | . | . | 1 | 1 | 1 | 1 | . | M F | | |
| . | . | 1 | . | . | . | . | . | . | . | . | . | . | . | . | . | M F | } | E885 |
| . | . | . | . | . | . | . | . | . | . | . | . | . | . | . | . | M F | | |
| . | . | . | . | 1 | 1 | 1 | 1 | 1 | 3 | 5 | 5 | 8 | 9 | 3 | 4 | M F | } | E887 |

ABSTRACT 12 (continued). Northern Ireland: Causes

| Detailed List Numbers | CAUSES OF DEATH | AGES AT | | | | | | | | | |
|-----------------------------|---|-------------|---------------------|-------------------------------|--------|--------|--------|--------|--------|--------|--------|
| | | ALL AGES | Under 4 weeks | Total under one year | 1- | 2- | 3- | 4- | 5- | 10- | 15- |
| E890- E899 | Accidents caused by fires and flames {M F | 20 18 | . | . | 1 3 | 1 . | 2 . | 2 . | 1 . | . | 1 . |
| E890 | Accident caused by conflagration in private dwelling {M F | 8 8 | . | . | 1 3 | 1 . | 2 . | 2 . | . | . | . |
| E891 | Accident caused by conflagration in other building or structure {M F | 6 1 | . | . | . | . | . | . | . | . | 1 . |
| E892 | Accident caused by conflagration not in building or structure {M F | . | . | . | . | . | . | . | . | . | . |
| E893 | Accident caused by ignition of clothing {M F | . | . | . | . | . | . | . | . | . | . |
| E894 | Accident caused by ignition of highly inflammable material {M F | 2 1 | . | . | . | . | . | . | 1 . | . | . |
| E895 | Accident caused by controlled fire in private dwelling {M F | 2 . | . | . | . | . | . | . | . | . | . |
| E896 | Accident caused by controlled fire in other building or structure {M F | . | . | . | . | . | . | . | . | . | . |
| E897 | Accident caused by controlled fire not in building or structure {M F | . | . | . | . | . | . | . | . | . | . |
| E898 | Accident caused by other specified fires or flames {M F | 2 . | . | . | . | . | . | . | . | . | . |
| E899 | Accident caused by unspecified fire {M F | . | . | . | . | . | . | . | . | . | . |
| E900- E909 | Accidents due to natural and environmental factors {M F | 1 1 | 1 . | 1 . | . | . | . | . | . | . | . |
| E900 | Excessive heat {M F | . | . | . | . | . | . | . | . | . | . |
| E901 | Excessive cold {M F | . | . | . | . | . | . | . | . | . | . |
| E902 | High and low air pressure {M F | . | . | . | . | . | . | . | . | . | . |
| E903 | Effects of travel and motion {M F | . | . | . | . | . | . | . | . | . | . |
| E904 | Hunger, thirst, exposure and neglect {M F | 1 . | 1 . | 1 . | . | . | . | . | . | . | . |
| E905 | Bites and stings of venomous animals and insects {M F | . | . | . | . | . | . | . | . | . | . |
| E906 | Other accidents caused by animals {M F | . | . | . | . | . | . | . | . | . | . |
| E907 | Lightning {M F | . | . | . | . | . | . | . | . | . | . |
| E908 | Cataclysm {M F | . | . | . | . | . | . | . | . | . | . |
| E909 | Accident due to other natural and environmental factors {M F | . | . | . | . | . | . | . | . | . | . |
| E910- E929 | Other accidents {M F | 41 14 | . | 3 . | 3 . | 4 . | 1 . | . | 3 2 | 3 . | 3 1 |
| E910 | Accidental drowning and submersion {M F | 14 5 | . | . | 2 . | 4 . | 1 . | . | 2 . | 1 . | 1 . |
| E911 | Inhalation and ingestion of food causing obstruction or suffocation {M F | 4 1 | . | 3 . | . | . | . | . | . | . | . |

of death at different age-periods, 1971.

DEATH

| 20- | 25- | 30- | 35- | 40- | 45- | 50- | 55- | 60- | 65- | 70- | 75- | 80- | 85- | 90- | 95 and over | Detailed List Numbers |
|-----|-----|-----|-----|-----|-----|-----|-----|-----|-----|-----|-----|-----|-----|-----|-------------|-----------------------|
| 1 | 1 | . | 1 | . | . | 2 | 1 | 3 | . | 1 | 4 | 1 | 1 | 2 | 1 | M } E890-E899 |
| . | . | . | . | . | . | 1 | . | 1 | . | 1 | 1 | 1 | 1 | . | . | F } E890 |
| 1 | 1 | . | . | . | . | 2 | . | 1 | . | . | . | . | . | . | . | M } E891 |
| . | . | . | . | . | . | . | . | 1 | . | . | . | . | . | . | . | F } E892 |
| . | . | . | . | . | . | . | . | . | . | . | . | . | . | . | . | M } E893 |
| . | . | . | . | . | . | . | . | . | . | 3 | 3 | . | . | 2 | . | F } E894 |
| . | . | . | 1 | . | . | . | 1 | . | . | . | . | . | . | . | . | M } E895 |
| . | . | . | . | . | . | . | . | 1 | . | . | . | . | . | . | 1 | F } E896 |
| . | . | . | . | . | . | . | . | . | . | . | . | . | . | . | . | M } E897 |
| . | . | . | . | . | . | . | . | . | . | . | . | 1 | 1 | . | . | F } E898 |
| . | . | . | . | . | . | . | . | . | . | . | . | . | . | . | . | M } E899 |
| . | . | . | . | . | . | . | . | . | . | . | . | 1 | . | . | . | F } E900-E909 |
| . | . | . | . | . | . | . | . | . | . | . | . | . | . | . | . | M } E900 |
| . | . | . | . | . | . | . | . | . | . | . | . | 1 | . | . | . | F } E901 |
| . | . | . | . | . | . | . | . | . | . | . | . | . | . | . | . | M } E902 |
| . | . | . | . | . | . | . | . | . | . | . | . | . | . | . | . | F } E903 |
| . | . | . | . | . | . | . | . | . | . | . | . | . | . | . | . | M } E904 |
| . | . | . | . | . | . | . | . | . | . | . | . | . | . | . | . | F } E905 |
| . | . | . | . | . | . | . | . | . | . | . | . | . | . | . | . | M } E906 |
| . | . | . | . | . | . | . | . | . | . | . | . | . | . | . | . | F } E907 |
| . | . | . | . | . | . | . | . | . | . | . | . | . | . | . | . | M } E908 |
| . | . | . | . | . | . | . | . | . | . | . | . | . | . | . | . | F } E909 |
| 9 | 2 | 2 | . | 3 | 1 | 3 | . | 1 | . | 3 | . | 1 | . | . | . | M } E910-E929 |
| . | 1 | . | 1 | 2 | . | 1 | 1 | 1 | . | 2 | . | 1 | . | . | . | F } E910 |
| 1 | . | 1 | 1 | . | . | . | 1 | . | . | 1 | . | 1 | . | . | . | M } E911 |
| . | 1 | . | . | . | . | . | . | . | . | . | . | 1 | . | . | . | F } |

ABSTRACT 12 (continued). Northern Ireland: Causes

| Detailed List Numbers | CAUSES OF DEATH | AGES AT | | | | | | | | | |
|-----------------------|---|----------|---------------|----------------------|----|----|----|----|----|-----|-----|
| | | ALL AGES | Under 4 weeks | Total under one year | 1- | 2- | 3- | 4- | 5- | 10- | 15- |
| E912 | Inhalation and ingestion of other {M object causing obstruction or suffocation {F | 1 | . | . | . | . | . | . | 1 | . | . |
| E913 | Accidental mechanical suffocation {M {F | 2 1 | . | . | . | . | . | . | 1 | . | . |
| E914 | Foreign body entering accidentally {M eye and adnexa {F | . | . | . | . | . | . | . | . | . | . |
| E915 | Foreign body entering accidentally {M other orifice {F | . | . | . | . | . | . | . | . | . | . |
| E916 | Struck accidentally by falling {M object {F | 2 1 | . | . | 1 | . | . | . | . | . | 1 |
| E917 | Striking against or struck accid- {M entally by objects {F | 1 | . | . | . | . | . | . | . | . | . |
| E918 | Caught accidentally in or between {M objects {F | . | . | . | . | . | . | . | . | . | . |
| E919 | Over-exertion and strenuous move- {M ments {F | . | . | . | . | . | . | . | . | . | . |
| E920 | Accident caused by cutting or {M piercing instruments {F | . | . | . | . | . | . | . | . | . | . |
| E921 | Accident caused by explosion of {M pressure vessel {F | . | . | . | . | . | . | . | . | . | . |
| E922 | Accident caused by firearm mis- {M siles {F | 5 1 | . | . | . | . | . | . | . | . | 1 |
| E923 | Accident caused by explosive {M material {F | . | . | . | . | . | . | . | . | . | . |
| E924 | Accident caused by hot substance, {M corrosive liquid and steam {F | 1 | . | . | . | . | . | . | . | . | . |
| E925 | Accident caused by electric current {M {F | 6 2 | . | . | . | . | . | . | 1 | 1 | 1 |
| E926 | Accident caused by radiation . . {M {F | . | . | . | . | . | . | . | . | . | . |
| E927 | Vehicle accidents not elsewhere {M classifiable {F | . | . | . | . | . | . | . | . | . | . |
| E928 | Machinery accidents not elsewhere {M classifiable {F | 7 | . | . | . | . | . | . | . | . | . |
| E929 | Other and unspecified accidents . {M {F | 1 | . | . | . | . | . | . | . | . | . |
| E930- E936 | Surgical and medical complications {M and misadventures {F | 1 | . | . | . | . | . | . | . | . | . |
| E930 | Complications and misadventures {M in operative therapeutic pro- {F cedures | . | . | . | . | . | . | . | . | . | . |
| E931 | Complications and misadventures {M in other and unspecified thera- {F peutic procedures | 1 | . | . | . | . | . | . | . | . | . |
| E932 | Complications and misadventures {M in diagnostic procedures {F | . | . | . | . | . | . | . | . | . | . |
| E933 | Complications and misadventures {M in prophylaxis with bacterial {F vaccines | . | . | . | . | . | . | . | . | . | . |
| E934 | Complications and misadventures {M in prophylaxis with other vac- {F cines | . | . | . | . | . | . | . | . | . | . |

of death at different age-periods, 1971.

| DEATH | | | | | | | | | | | | | | | | Detailed List Numbers | | |
|-------|-----|-----|-----|-----|-----|-----|-----|-----|-----|-----|-----|-----|-----|-----|-------------|-----------------------|---|------|
| 20- | 25- | 30- | 35- | 40- | 45- | 50- | 55- | 60- | 65- | 70- | 75- | 80- | 85- | 90- | 95 and over | | | |
| . | . | . | . | . | . | . | . | . | . | . | . | . | . | . | . | M F | } | E912 |
| 1 | . | . | . | . | . | . | . | . | . | . | . | . | . | . | . | M F | | } |
| . | . | . | . | . | . | . | . | . | . | . | . | . | . | . | . | M F | } | |
| . | . | . | . | . | . | . | . | . | . | . | . | . | . | . | . | M F | | } |
| . | . | . | . | . | . | 1 | . | . | . | . | . | . | . | . | . | M F | } | |
| . | . | . | . | 1 | . | . | . | . | . | . | . | . | . | . | . | M F | | } |
| . | . | . | . | . | . | . | . | . | . | . | . | . | . | . | . | M F | } | |
| . | . | . | . | . | . | . | . | . | . | . | . | . | . | . | . | M F | | } |
| . | . | . | . | . | . | . | . | . | . | . | . | . | . | . | . | M F | } | |
| . | . | . | . | . | . | . | . | . | . | . | . | . | . | . | . | M F | | } |
| 5 | . | . | . | . | . | . | . | . | . | . | . | . | . | . | . | M F | } | |
| . | . | . | . | . | . | . | . | . | . | . | . | . | . | . | . | M F | | } |
| . | . | . | . | . | . | . | . | . | . | 1 | . | . | . | . | . | M F | } | |
| 1 | 1 | 1 | . | . | . | 1 | . | 1 | . | . | . | . | . | . | . | M F | | } |
| . | . | . | . | . | . | . | . | . | . | . | . | . | . | . | . | M F | } | |
| . | . | . | . | . | . | . | . | . | . | . | . | . | . | . | . | M F | | } |
| 1 | 1 | . | . | . | 1 | 2 | . | . | . | 2 | . | . | . | . | . | M F | } | |
| . | . | . | . | . | . | . | . | . | . | 1 | . | . | . | . | . | M F | | } |
| . | . | . | . | . | . | . | . | . | . | . | 1 | . | . | . | . | M F | } | |
| . | . | . | . | . | . | . | . | . | . | . | . | . | . | . | . | M F | | } |
| . | . | . | . | . | . | . | . | . | . | . | 1 | . | . | . | . | M F | } | |
| . | . | . | . | . | . | . | . | . | . | . | . | . | . | . | . | M F | | } |
| . | . | . | . | . | . | . | . | . | . | . | . | . | . | . | . | M F | } | |
| . | . | . | . | . | . | . | . | . | . | . | . | . | . | . | . | M F | | } |

ABSTRACT 12 (continued). Northern Ireland: Causes

| Detailed List Numbers | CAUSES OF DEATH | AGES AT | | | | | | | | | |
|-----------------------|---|----------|---------------|----------------------|----|----|----|----|----|-----|-----|
| | | ALL AGES | Under 4 weeks | Total under one year | 1- | 2- | 3- | 4- | 5- | 10- | 15- |
| E935 | Complications and misadventures {M in other prophylactic procedures {F | . | . | . | . | . | . | . | . | . | . |
| E936 | Complications and misadventures {M in other non-therapeutic pro- cedures {F | . | . | . | . | . | . | . | . | . | . |
| E940- E949 | Late effects of accidental injury . {M {F | 1 | . | . | . | . | . | . | . | . | . |
| E940 | Late effect of motor vehicle acci- {M dent {F | . | . | . | . | . | . | . | . | . | . |
| E941 | Late effect of other transport {M accident {F | . | . | . | . | . | . | . | . | . | . |
| E942 | Late effect of accidental poisoning {M {F | . | . | . | . | . | . | . | . | . | . |
| E943 | Late effect of accidental fall {M {F | 1 | . | . | . | . | . | . | . | . | . |
| E944 | Late effect of accident caused by {M fire {F | . | . | . | . | . | . | . | . | . | . |
| E945 | Late effect of accident due to {M natural and environmental {F factors | . | . | . | . | . | . | . | . | . | . |
| E946 | Late effect of other accidents . {M {F | . | . | . | . | . | . | . | . | . | . |
| E947 | Late effect of surgical operation {M {F | . | . | . | . | . | . | . | . | . | . |
| E948 | Late effect of irradiation . {M {F | . | . | . | . | . | . | . | . | . | . |
| E949 | Late effect of other surgical and {M medical procedures . {F | . | . | . | . | . | . | . | . | . | . |
| E950- E959 | Suicide and self-inflicted injury {M {F | 34 19 | . | . | . | . | . | . | . | . | . |
| E950 | Suicide and self-inflicted poisoning {M by solid or liquid substances {F | 11 13 | . | . | . | . | . | . | . | . | . |
| E951 | Suicide and self-inflicted poisoning {M by gases in domestic use . {F | 2 2 | . | . | . | . | . | . | . | . | . |
| E952 | Suicide and self-inflicted poisoning {M by other gases {F | 1 | . | . | . | . | . | . | . | . | . |
| E953 | Suicide and self-inflicted injury by {M hanging, strangulation and suffo- cation {F | 5 | . | . | . | . | . | . | . | . | . |
| E954 | Suicide and self-inflicted injury by {M submersion (drowning) . {F | 7 4 | . | . | . | . | . | . | . | . | . |
| E955 | Suicide and self-inflicted injury by {M firearms and explosives . {F | 5 | . | . | . | . | . | . | . | . | . |
| E956 | Suicide and self-inflicted injury by {M cutting and piercing instruments {F | 2 | . | . | . | . | . | . | . | . | . |
| E957 | Suicide and self-inflicted injury by {M jumping from high place . {F | 1 | . | . | . | . | . | . | . | . | . |
| E958 | Suicide and self-inflicted injury by {M other and unspecified means . {F | . | . | . | . | . | . | . | . | . | . |
| E959 | Late effect of self-inflicted injury . {M {F | . | . | . | . | . | . | . | . | . | . |

of death at different age-periods, 1971.

| DEATH | | | | | | | | | | | | | | | | Detailed List Numbers |
|--------|-----|-----|--------|-----|--------|--------|--------|--------|--------|-----|-----|-----|-----|-----|-------------------|-----------------------------|
| 20- | 25- | 30- | 35- | 40- | 45- | 50- | 55- | 60- | 65- | 70- | 75- | 80- | 85- | 90- | 95 and over | |
| . | . | . | . | . | . | . | . | . | . | . | . | . | . | . | . | M F } E935 |
| . | . | . | . | . | . | . | . | . | . | . | . | . | . | . | . | M F } E936 |
| . | . | . | . | . | . | . | 1 | . | . | . | . | . | . | . | . | M F } E940- E949 |
| . | . | . | . | . | . | . | . | . | . | . | . | . | . | . | . | M F } E940 |
| . | . | . | . | . | . | . | . | . | . | . | . | . | . | . | . | M F } E941 |
| . | . | . | . | . | . | . | . | . | . | . | . | . | . | . | . | M F } E942 |
| . | . | . | . | . | . | . | 1 | . | . | . | . | . | . | . | . | M F } E943 |
| . | . | . | . | . | . | . | . | . | . | . | . | . | . | . | . | M F } E944 |
| . | . | . | . | . | . | . | . | . | . | . | . | . | . | . | . | M F } E945 |
| . | . | . | . | . | . | . | . | . | . | . | . | . | . | . | . | M F } E946 |
| . | . | . | . | . | . | . | . | . | . | . | . | . | . | . | . | M F } E947 |
| . | . | . | . | . | . | . | . | . | . | . | . | . | . | . | . | M F } E948 |
| . | . | . | . | . | . | . | . | . | . | . | . | . | . | . | . | M F } E949 |
| 2 1 | 2 | 2 | 4 1 | 3 | 9 1 | 2 5 | 5 2 | 3 2 | 2 1 | 3 | 2 | . | 1 | . | . | M F } E950- E959 |
| 1 1 | . | 1 | 2 1 | 3 | 2 1 | 1 4 | 4 2 | . | . | 1 | . | . | . | . | . | M F } E950 |
| . | . | . | . | . | 1 | . | . | 1 | 1 | 1 | . | . | . | . | . | M F } E951 |
| . | . | . | . | . | . | 1 | . | . | . | . | . | . | . | . | . | M F } E952 |
| . | 1 | . | . | . | 3 | . | 1 | . | . | . | . | . | . | . | . | M F } E953 |
| 1 | 1 | . | 1 | . | 1 | 1 | . | 1 | 2 | 1 | . | . | . | . | . | M F } E954 |
| . | . | 1 | 1 | . | 2 | . | . | . | . | . | 1 | . | . | . | . | M F } E955 |
| . | . | . | . | . | . | . | . | 1 | . | . | 1 | . | . | . | . | M F } E956 |
| . | . | . | . | . | . | . | . | . | . | . | . | . | 1 | . | . | M F } E957 |
| . | . | . | . | . | . | . | . | . | . | . | . | . | . | . | . | M F } E958 |
| . | . | . | . | . | . | . | . | . | . | . | . | . | . | . | . | M F } E959 |

ABSTRACT 12 (continued). Northern Ireland: Causes

| Detailed List Numbers | CAUSES OF DEATH | AGES AT | | | | | | | | | |
|-----------------------|--|----------|---------------|----------------------|----|----|----|----|----|-----|-----|
| | | ALL AGES | Under 4 weeks | Total under one year | 1- | 2- | 3- | 4- | 5- | 10- | 15- |
| E960-E969 | Homicide and injury purposely inflicted by other persons . . . { M F | 11 2 | . | . | . | . | . | . | . | . | 2 |
| E960 | Fight, brawl, rape . . . { M F | . | . | . | . | . | . | . | . | . | . |
| E961 | Assault by corrosive or caustic substance, except poisoning . . . { M F | . | . | . | . | . | . | . | . | . | . |
| E962 | Assault by poisoning . . . { M F | . | . | . | . | . | . | . | . | . | . |
| E963 | Assault by hanging and strangulation . . . { M F | 2 | . | . | . | . | . | . | . | . | . |
| E964 | Assault by submersion (drowning) { M F | . | . | . | . | . | . | . | . | . | . |
| E965 | Assault by firearms and explosives { M F | 7 | . | . | . | . | . | . | . | . | . |
| E966 | Assault by cutting and piercing instruments . . . { M F | 4 | . | . | . | . | . | . | . | . | 2 |
| E967 | Assault by pushing from high place { M F | . | . | . | . | . | . | . | . | . | . |
| E968 | Assault by other and unspecified means . . . { M F | . | . | . | . | . | . | . | . | . | . |
| E969 | Late effect of injury purposely inflicted by other person . . . { M F | . | . | . | . | . | . | . | . | . | . |
| E970-E978 | Legal intervention . . . { M F | . | . | . | . | . | . | . | . | . | . |
| E970 | Injury due to legal intervention by firearms . . . { M F | . | . | . | . | . | . | . | . | . | . |
| E971 | Injury due to legal intervention by explosives . . . { M F | . | . | . | . | . | . | . | . | . | . |
| E972 | Injury due to legal intervention by gas . . . { M F | . | . | . | . | . | . | . | . | . | . |
| E973 | Injury due to legal intervention by blunt object . . . { M F | . | . | . | . | . | . | . | . | . | . |
| E974 | Injury due to legal intervention by cutting and piercing instruments { M F | . | . | . | . | . | . | . | . | . | . |
| E975 | Injury due to legal intervention by other specified means . . . { M F | . | . | . | . | . | . | . | . | . | . |
| E976 | Injury due to legal intervention by unspecified means . . . { M F | . | . | . | . | . | . | . | . | . | . |
| E977 | Late effect of injuries due to legal intervention . . . { M F | . | . | . | . | . | . | . | . | . | . |
| E978 | Legal execution . . . { M F | . | . | . | . | . | . | . | . | . | . |
| E980-E989 | Injury undetermined whether accidentally or purposely inflicted . . . { M F | 14 3 | . | . | . | . | . | . | . | . | 1 |
| E980 | Poisoning by solid or liquid substances, undetermined whether accidentally or purposely inflicted . . . { M F | 7 3 | . | . | . | . | . | . | . | . | . |
| E981 | Poisoning by gases in domestic use, undetermined whether accidentally or purposely inflicted { M F | . | . | . | . | . | . | . | . | . | . |

of death at different age-periods, 1971.

| DEATH | | | | | | | | | | | | | | | | Detailed List Numbers | |
|-------|-----|-----|-----|-----|-----|-----|-----|-----|-----|-----|-----|-----|-----|-----|-------------------|-----------------------------|-----------------|
| 20- | 25- | 30- | 35- | 40- | 45- | 50- | 55- | 60- | 65- | 70- | 75- | 80- | 85- | 90- | 95 and over | | |
| 1 | 1 | 1 | 2 | . | 2 | . | 1 | . | 1 | 1 | 1 | . | . | . | . | M F | } E960- E969 |
| . | . | . | . | . | . | . | . | . | . | . | . | . | . | . | . | M F | |
| . | . | . | . | . | . | . | . | . | . | . | . | . | . | . | . | M F | } E960 |
| . | . | . | . | . | . | . | . | . | . | . | . | . | . | . | . | M F | |
| . | . | . | . | . | . | . | . | . | . | . | . | . | . | . | . | M F | } E961 |
| . | . | . | . | . | . | . | . | . | . | . | . | . | . | . | . | M F | |
| . | . | . | . | . | . | . | . | . | . | . | . | . | . | . | . | M F | } E962 |
| . | . | . | . | . | . | . | . | . | . | . | . | . | . | . | . | M F | |
| . | . | . | . | . | . | . | . | . | . | 1 | 1 | . | . | . | . | M F | } E963 |
| . | . | . | . | . | . | . | . | . | . | . | . | . | . | . | . | M F | |
| . | . | . | . | . | . | . | . | . | . | . | . | . | . | . | . | M F | } E964 |
| . | . | . | . | . | . | . | . | . | . | . | . | . | . | . | . | M F | |
| . | 1 | 1 | 2 | . | 2 | . | . | . | 1 | . | . | . | . | . | . | M F | } E965 |
| . | . | . | . | . | . | . | . | . | . | . | . | . | . | . | . | M F | |
| 1 | . | . | . | . | . | . | 1 | . | . | . | . | . | . | . | . | M F | } E966 |
| . | . | . | . | . | . | . | . | . | . | . | . | . | . | . | . | M F | |
| . | . | . | . | . | . | . | . | . | . | . | . | . | . | . | . | M F | } E967 |
| . | . | . | . | . | . | . | . | . | . | . | . | . | . | . | . | M F | |
| . | . | . | . | . | . | . | . | . | . | . | . | . | . | . | . | M F | } E968 |
| . | . | . | . | . | . | . | . | . | . | . | . | . | . | . | . | M F | |
| . | . | . | . | . | . | . | . | . | . | . | . | . | . | . | . | M F | } E969 |
| . | . | . | . | . | . | . | . | . | . | . | . | . | . | . | . | M F | |
| . | . | . | . | . | . | . | . | . | . | . | . | . | . | . | . | M F | } E970- E978 |
| . | . | . | . | . | . | . | . | . | . | . | . | . | . | . | . | M F | |
| . | . | . | . | . | . | . | . | . | . | . | . | . | . | . | . | M F | } E970 |
| . | . | . | . | . | . | . | . | . | . | . | . | . | . | . | . | M F | |
| . | . | . | . | . | . | . | . | . | . | . | . | . | . | . | . | M F | } E971 |
| . | . | . | . | . | . | . | . | . | . | . | . | . | . | . | . | M F | |
| . | . | . | . | . | . | . | . | . | . | . | . | . | . | . | . | M F | } E972 |
| . | . | . | . | . | . | . | . | . | . | . | . | . | . | . | . | M F | |
| . | . | . | . | . | . | . | . | . | . | . | . | . | . | . | . | M F | } E973 |
| . | . | . | . | . | . | . | . | . | . | . | . | . | . | . | . | M F | |
| . | . | . | . | . | . | . | . | . | . | . | . | . | . | . | . | M F | } E974 |
| . | . | . | . | . | . | . | . | . | . | . | . | . | . | . | . | M F | |
| . | . | . | . | . | . | . | . | . | . | . | . | . | . | . | . | M F | } E975 |
| . | . | . | . | . | . | . | . | . | . | . | . | . | . | . | . | M F | |
| . | . | . | . | . | . | . | . | . | . | . | . | . | . | . | . | M F | } E976 |
| . | . | . | . | . | . | . | . | . | . | . | . | . | . | . | . | M F | |
| . | . | . | . | . | . | . | . | . | . | . | . | . | . | . | . | M F | } E977 |
| . | . | . | . | . | . | . | . | . | . | . | . | . | . | . | . | M F | |
| . | . | . | . | . | . | . | . | . | . | . | . | . | . | . | . | M F | } E978 |
| . | . | . | . | . | . | . | . | . | . | . | . | . | . | . | . | M F | |
| 1 | 1 | . | 1 | 4 | 3 | 1 | 1 | 1 | 1 | . | . | . | . | . | . | M F | } E980- E989 |
| . | . | . | . | . | . | . | . | . | . | . | . | . | . | . | . | M F | |
| . | 1 | . | 1 | 2 | 1 | 1 | 1 | 1 | 1 | . | . | . | . | . | . | M F | } E980 |
| . | . | . | . | . | . | . | . | . | . | . | . | . | . | . | . | M F | |
| . | . | . | . | . | . | . | . | . | . | . | . | . | . | . | . | M F | } E981 |
| . | . | . | . | . | . | . | . | . | . | . | . | . | . | . | . | M F | |

ABSTRACT 12 (continued). Northern Ireland: Causes

| Detailed List Numbers | CAUSES OF DEATH | AGES AT | | | | | | | | | |
|-----------------------------|--|-------------|---------------------|-------------------------------|----|----|----|----|----|-----|-----|
| | | ALL AGES | Under 4 weeks | Total under one year | 1- | 2- | 3- | 4- | 5- | 10- | 15- |
| E982 | Poisoning by other gases, undetermined whether accidentally or purposely inflicted {M F | . | . | . | . | . | . | . | . | . | . |
| E983 | Hanging and strangulation, undetermined whether accidentally or purposely inflicted {M F | 1 | . | . | . | . | . | . | . | . | . |
| E984 | Submersion (drowning), undetermined whether accidentally or purposely inflicted {M F | 5 | . | . | . | . | . | . | . | . | 1 |
| E985 | Injury by firearms and explosives, undetermined whether accidentally or purposely inflicted {M F | 1 | . | . | . | . | . | . | . | . | . |
| E986 | Injury by cutting and piercing instruments, undetermined whether accidentally or purposely inflicted {M F | . | . | . | . | . | . | . | . | . | . |
| E987 | Falling from high place, undetermined whether accidentally or purposely inflicted {M F | . | . | . | . | . | . | . | . | . | . |
| E988 | Injury by other and unspecified means, undetermined whether accidentally or purposely inflicted {M F | . | . | . | . | . | . | . | . | . | . |
| E989 | Late effect of injury, undetermined whether accidentally or purposely inflicted {M F | . | . | . | . | . | . | . | . | . | . |
| E990- E999 | Injury resulting from operations of war {M F | 43 2 | . | . | . | . | . | . | . | 1 | 6 |
| E990 | Injury due to war operations by fires and conflagrations {M F | 1 | . | . | . | . | . | . | . | . | . |
| E991 | Injury due to war operations by bullets and fragments {M F | 33 1 | . | . | . | . | . | . | . | 1 | 5 |
| E992 | Injury due to war operations by explosion of marine weapons {M F | . | . | . | . | . | . | . | . | . | . |
| E993 | Injury due to war operations by other explosion {M F | 9 | . | . | . | . | . | . | . | . | 1 |
| E994 | Injury due to war operations by destruction of aircraft {M F | . | . | . | . | . | . | . | . | . | . |
| E995 | Injury due to war operations by other and unspecified forms of conventional warfare {M F | . | . | . | . | . | . | . | . | . | . |
| E996 | Injury due to war operations by nuclear weapons {M F | . | . | . | . | . | . | . | . | . | . |
| E997 | Injury due to war operations by other forms of unconventional warfare {M F | . | . | . | . | . | . | . | . | . | . |
| E998 | Injury due to war operations but occurring after cessation of hostilities {M F | . | . | . | . | . | . | . | . | . | . |
| E999 | Late effect of injury due to war operations {M F | 1 | . | . | . | . | . | . | . | . | . |

of death at different age-periods, 1971.

| DEATH | | | | | | | | | | | | | | | | Detailed List Numbers |
|-------|-----|-----|-----|-----|-----|-----|-----|-----|-----|-----|-----|-----|-----|-----|-------------------|-----------------------------|
| 20- | 25- | 30- | 35- | 40- | 45- | 50- | 55- | 60- | 65- | 70- | 75- | 80- | 85- | 90- | 95 and over | |
| . | . | . | . | . | . | . | . | . | . | . | . | . | . | . | . | M F } E982 |
| . | . | . | . | 1 | . | . | . | . | . | . | . | . | . | . | . | M F } E983 |
| 1 | . | . | . | 1 | 1 | . | . | 1 | . | . | . | . | . | . | . | M F } E984 |
| . | . | . | . | . | 1 | . | . | . | . | . | . | . | . | . | . | M F } E985 |
| . | . | . | . | . | . | . | . | . | . | . | . | . | . | . | . | M F } E986 |
| . | . | . | . | . | . | . | . | . | . | . | . | . | . | . | . | M F } E987 |
| . | . | . | . | . | . | . | . | . | . | . | . | . | . | . | . | M F } E988 |
| . | . | . | . | . | . | . | . | . | . | . | . | . | . | . | . | M F } E989 |
| 15 | 7 | 4 | 3 | 1 | 3 | 1 | . | 1 | . | 1 | . | . | . | . | . | M F } E990- E999 |
| . | . | . | . | . | . | . | . | . | . | 1 | . | . | . | . | . | M F } E990 |
| 14 | 5 | 4 | 1 | 1 | 2 | . | 1 | . | . | . | . | . | . | . | . | M F } E991 |
| . | . | . | . | . | . | . | . | . | . | . | . | . | . | . | . | M F } E992 |
| 1 | 2 | . | 2 | . | 1 | 1 | . | 1 | . | . | . | . | . | . | . | M F } E993 |
| . | . | . | . | . | . | . | . | . | . | . | . | . | . | . | . | M F } E994 |
| . | . | . | . | . | . | . | . | . | . | . | . | . | . | . | . | M F } E995 |
| . | . | . | . | . | . | . | . | . | . | . | . | . | . | . | . | M F } E996 |
| . | . | . | . | . | . | . | . | . | . | . | . | . | . | . | . | M F } E997 |
| . | . | . | . | . | . | . | . | . | . | . | . | . | . | . | . | M F } E998 |
| . | . | . | . | . | . | . | . | . | . | 1 | . | . | . | . | . | M F } E999 |

ABSTRACT 13. Northern Ireland: Deaths from the

| Abbreviated List Nos. | CAUSES OF DEATH | January | | February | | March | | April | |
|-----------------------|--|------------|------------|------------|------------|------------|------------|------------|------------|
| | | M | F | M | F | M | F | M | F |
| B1 | Cholera | . | . | . | . | . | . | . | . |
| B2 | Typhoid fever | . | . | . | . | . | . | . | . |
| B3 | Bacillary dysentery and amoebiasis | . | . | . | . | . | . | . | . |
| B4 | Enteritis and other diarrhoeal diseases | 1 | . | 3 | 1 | 4 | 2 | . | 1 |
| B5 | Tuberculosis of respiratory system | 1 | 1 | . | . | 1 | 1 | 5 | 1 |
| B6 | Other tuberculosis, including late effects | 2 | 1 | . | 1 | 2 | 1 | . | 1 |
| B7 | Plague | . | . | . | . | . | . | . | . |
| B8 | Diphtheria | . | . | . | . | . | . | . | . |
| B9 | Whooping cough | . | . | . | . | . | . | . | . |
| B10 | Streptococcal sore throat and scarlet fever | . | . | . | . | . | . | . | . |
| B11 | Meningococcal infection | . | . | . | . | 1 | 1 | 1 | . |
| B12 | Acute poliomyelitis | . | . | . | . | . | . | . | . |
| B13 | Smallpox | . | . | . | . | . | . | . | . |
| B14 | Measles | . | 1 | 1 | . | . | . | . | . |
| B15 | Typhus and other rickettsioses | . | . | . | . | . | . | . | . |
| B16 | Malaria | . | . | . | . | . | . | . | . |
| B17 | Syphilis and its sequelae | 2 | . | 1 | . | . | . | . | . |
| B18 | All other infective and parasitic diseases | 1 | 2 | 2 | 3 | 1 | 3 | 6 | 4 |
| B19 | Malignant neoplasms, including neoplasms or lymphatic and haematopoietic tissues | 122 | 120 | 116 | 97 | 145 | 103 | 115 | 97 |
| | (a) Cancer* | 4 | 1 | 4 | 5 | 5 | 3 | 6 | 2 |
| B20 | (b) Hodgkin's disease and leukaemia | 2 | 1 | 1 | 1 | . | 3 | 1 | 3 |
| B21 | Benign and unspecified neoplasms | 7 | 10 | 4 | 5 | 4 | 7 | 2 | 9 |
| B22 | Diabetes mellitus | . | . | . | . | . | . | . | . |
| | Avitaminoses and other nutritional deficiency | . | . | . | . | . | . | . | . |
| B23 | Anaemias | . | 6 | 2 | 4 | 5 | 4 | 1 | 1 |
| B24 | Meningitis | . | 2 | 2 | 1 | . | . | . | . |
| B25 | Active rheumatic fever | . | . | . | . | . | . | . | . |
| B26 | Chronic rheumatic heart disease | 10 | 14 | 3 | 13 | 10 | 16 | 2 | 17 |
| B27 | Hypertensive disease | 7 | 11 | 10 | 4 | 7 | 12 | 12 | 8 |
| B28 | Ischaemic heart disease | 277 | 177 | 223 | 148 | 248 | 171 | 226 | 149 |
| B29 | Other forms of heart disease | 51 | 60 | 27 | 42 | 37 | 57 | 36 | 42 |
| B30 | Cerebrovascular disease with hypertension | 102 | 162 | 61 | 103 | 94 | 132 | 95 | 121 |
| B31 | Influenza | 11 | 8 | 6 | 2 | . | 4 | . | 1 |
| B32 | Pneumonia | 49 | 61 | 37 | 39 | 53 | 47 | 38 | 51 |
| B33 | Bronchitis, emphysema and asthma | 72 | 37 | 48 | 18 | 49 | 17 | 41 | 25 |
| B34 | Peptic ulcer | 7 | 8 | 3 | 4 | 6 | 3 | 3 | 2 |
| B35 | Appendicitis | . | . | . | 1 | . | . | 1 | . |
| B36 | Intestinal obstruction and hernia | 3 | 2 | 3 | 4 | 3 | 2 | 1 | 2 |
| B37 | Cirrhosis of liver | 3 | 2 | 2 | 1 | . | 2 | 3 | 6 |
| B38 | Nephritis and nephrosis | 2 | 4 | . | 1 | 3 | 2 | 2 | . |
| B39 | Hyperplasia of prostate | 3 | . | 5 | . | 2 | . | 5 | . |
| B40 | Abortion | . | . | . | . | . | . | . | . |
| B41 | Other complications of pregnancy, childbirth and puerperium | . | . | . | . | . | . | . | 1 |
| B42 | Congenital anomalies | 11 | 7 | 10 | 7 | 8 | 13 | 13 | 10 |
| B43 | Birth injury, difficult labour and other anoxic and hypoxic conditions | 3 | 3 | 9 | 6 | 11 | 3 | 7 | 2 |
| B44 | Other causes of perinatal mortality | 9 | 5 | 4 | 12 | 10 | 4 | 12 | 9 |
| B45 | Symptoms and ill-defined conditions | 1 | 2 | 1 | 2 | 1 | 1 | 1 | 3 |
| B46 | All other diseases | 69 | 71 | 59 | 64 | 59 | 55 | 55 | 53 |
| BE47 | Motor vehicle accidents | 16 | 9 | 25 | 4 | 23 | 8 | 18 | 6 |
| BE48 | All other accidents | 9 | 20 | 15 | 6 | 14 | 19 | 11 | 17 |
| BE49 | Suicide and self-inflicted injuries | 1 | 1 | 4 | 3 | 3 | 2 | 2 | 1 |
| BE50 | All other external causes | 2 | 1 | 2 | . | 3 | . | 7 | 1 |
| | TOTALS | 860 | 810 | 693 | 602 | 812 | 698 | 732 | 646 |

*See definition on page 8.

principal causes by month of registration, 1971.

| May | | June | | July | | August | | September | | October | | November | | December | | Abbreviated List Nos. |
|-----|-----|------|-----|------|-----|--------|-----|-----------|-----|---------|-----|----------|-----|----------|-----|-----------------------------|
| M | F | M | F | M | F | M | F | M | F | M | F | M | F | M | F | |
| . | . | . | . | . | . | . | . | . | . | . | . | . | . | . | . | B1 |
| 1 | . | . | . | . | . | . | . | . | . | . | . | . | . | . | . | B2 |
| 2 | 2 | 2 | . | 1 | 1 | 4 | 1 | 1 | 2 | 1 | . | 2 | . | 1 | . | B3 |
| . | 1 | 1 | . | 1 | . | 1 | 1 | 1 | . | 4 | 1 | 3 | . | 1 | 1 | B4 |
| 1 | 1 | 1 | . | . | . | 1 | . | 2 | . | 1 | . | . | 1 | 1 | . | B5 |
| . | . | . | . | . | . | . | . | . | . | . | . | . | . | . | . | B6 |
| . | . | . | . | . | . | . | . | . | . | . | . | . | . | . | . | B7 |
| . | . | . | . | . | 1 | . | . | . | . | . | . | . | . | . | . | B8 |
| . | . | . | . | . | . | . | . | . | . | . | . | . | . | . | . | B9 |
| . | . | 1 | . | . | . | 1 | . | 3 | 1 | . | . | . | . | 1 | . | B10 |
| . | . | . | . | . | . | . | . | . | . | . | . | . | . | . | . | B11 |
| . | . | . | . | . | . | 1 | . | . | . | . | . | . | . | . | . | B12 |
| . | . | . | . | . | . | 1 | . | . | . | . | . | . | . | . | . | B13 |
| . | . | . | . | . | . | . | . | . | . | . | . | . | . | . | . | B14 |
| . | . | . | . | . | . | . | . | . | . | . | . | . | . | . | . | B15 |
| 2 | . | . | . | 1 | . | . | . | . | . | . | . | . | . | . | 1 | B16 |
| 2 | 1 | 1 | 2 | 2 | 1 | 2 | 2 | 1 | 1 | 2 | 2 | 7 | 1 | . | 1 | B17 |
| 125 | 109 | 136 | 117 | 109 | 87 | 115 | 110 | 121 | 105 | 105 | 114 | 128 | 122 | 126 | 114 | B18 |
| 10 | 5 | 7 | 4 | 8 | 5 | 3 | 4 | 2 | 1 | 3 | 1 | 6 | 5 | 5 | 5 | B19 |
| 2 | 1 | 1 | 5 | 4 | 1 | 1 | 1 | 4 | 4 | 2 | 1 | 2 | 3 | 1 | 1 | B20 |
| 5 | 10 | 8 | 6 | 4 | 5 | 5 | 6 | 8 | 4 | 4 | 6 | 4 | 3 | 6 | 12 | B21 |
| . | . | . | . | 1 | . | . | 1 | . | . | . | . | . | . | 1 | . | B22 |
| 2 | . | 2 | 2 | 1 | 3 | 3 | 1 | 1 | 3 | . | 3 | . | 2 | 1 | 3 | B23 |
| 1 | . | . | 1 | 1 | . | 1 | 2 | . | . | . | . | 2 | . | 2 | . | B24 |
| . | . | . | . | . | . | . | . | . | . | . | . | . | . | . | . | B25 |
| 5 | 7 | 1 | 17 | 5 | 8 | 7 | 4 | 6 | 15 | 6 | 10 | 5 | 11 | 8 | 14 | B26 |
| 12 | 11 | 7 | 11 | 4 | 9 | 5 | 11 | 8 | 7 | 8 | 8 | 10 | 4 | 9 | 14 | B27 |
| 203 | 161 | 226 | 136 | 201 | 123 | 204 | 149 | 216 | 134 | 210 | 162 | 207 | 135 | 258 | 163 | B28 |
| 36 | 47 | 34 | 42 | 37 | 39 | 28 | 31 | 28 | 29 | 23 | 40 | 34 | 44 | 37 | 49 | B29 |
| 94 | 119 | 87 | 108 | 76 | 93 | 74 | 131 | 86 | 120 | 76 | 109 | 103 | 132 | 91 | 124 | B30 |
| . | . | 1 | . | . | . | . | . | 1 | 1 | 1 | 3 | 2 | 4 | 3 | 3 | B31 |
| 33 | 37 | 37 | 30 | 31 | 28 | 18 | 24 | 32 | 24 | 25 | 33 | 37 | 24 | 41 | 31 | B32 |
| 31 | 13 | 51 | 12 | 36 | 14 | 29 | 19 | 39 | 16 | 36 | 11 | 50 | 17 | 58 | 20 | B33 |
| 3 | 3 | 8 | . | 5 | 2 | 2 | 4 | 9 | 2 | 4 | 3 | 4 | 4 | 8 | 4 | B34 |
| . | . | . | 1 | . | . | . | . | . | 2 | 1 | 1 | 1 | 4 | 1 | 1 | B35 |
| 2 | 3 | 1 | 1 | 2 | . | 1 | 4 | . | 4 | . | 4 | 1 | 3 | 7 | 4 | B36 |
| 2 | 1 | 1 | 3 | 2 | . | . | 1 | 1 | 3 | 3 | 2 | 6 | 1 | 2 | . | B37 |
| 3 | 1 | 3 | 3 | 5 | 4 | 3 | 1 | 5 | 1 | 2 | 4 | 6 | 4 | 2 | 3 | B38 |
| 3 | . | 5 | . | 2 | . | 2 | . | 4 | . | 2 | . | 6 | . | 8 | . | B39 |
| . | . | . | . | . | . | . | . | . | . | . | 1 | . | . | . | . | B40 |
| . | . | . | . | . | . | . | . | . | 1 | . | 2 | . | 1 | . | . | B41 |
| 10 | 11 | 11 | 15 | 9 | 11 | 6 | 14 | 7 | 10 | 11 | 6 | 5 | 10 | 11 | 11 | B42 |
| 9 | 7 | 5 | 4 | 6 | 5 | 15 | 6 | 9 | 5 | 12 | 5 | 11 | 3 | 6 | 3 | B43 |
| 8 | 5 | 6 | 11 | 6 | 7 | 7 | 9 | 3 | 6 | 4 | 5 | 3 | 4 | 8 | 8 | B44 |
| 3 | 2 | . | 3 | 3 | 3 | . | . | 1 | 2 | 1 | . | 3 | 2 | 2 | . | B45 |
| 41 | 53 | 53 | 51 | 31 | 48 | 31 | 45 | 30 | 44 | 34 | 55 | 52 | 59 | 63 | 73 | B46 |
| 22 | 8 | 21 | 10 | 12 | 5 | 6 | 5 | 12 | 5 | 17 | 5 | 17 | 5 | 17 | 13 | BE47 |
| 23 | 11 | 16 | 14 | 14 | 11 | 12 | 14 | 7 | 8 | 13 | 12 | 7 | 11 | 19 | 19 | BE48 |
| 2 | 1 | 4 | 3 | 5 | 2 | 2 | 2 | 4 | 3 | 2 | . | 3 | . | 4 | 2 | BE49 |
| . | . | 5 | . | 8 | . | 4 | . | 2 | 2 | 8 | . | 19 | 1 | 6 | 1 | BE50 |
| 698 | 631 | 743 | 612 | 630 | 516 | 593 | 603 | 652 | 564 | 622 | 610 | 743 | 617 | 815 | 700 | |

ABSTRACT 14. Northern Ireland: Deaths by sex

| Ages | MALES | | | | | FEMALES | | | | |
|-------|-------|--------|---------|----------|----------|---------|--------|---------|----------|----------|
| | Total | Single | Married | Wid-owed | Divorced | Total | Single | Married | Wid-owed | Divorced |
| 0 | 404 | 404 | . | . | . | 318 | 318 | . | . | . |
| 1 | 20 | 20 | . | . | . | 27 | 27 | . | . | . |
| 2 | 13 | 13 | . | . | . | 8 | 8 | . | . | . |
| 3 | 13 | 13 | . | . | . | 4 | 4 | . | . | . |
| 4 | 10 | 10 | . | . | . | 7 | 7 | . | . | . |
| 0-4 | 460 | 460 | . | . | . | 364 | 364 | . | . | . |
| 5 | 10 | 10 | . | . | . | 6 | 6 | . | . | . |
| 6 | 11 | 11 | . | . | . | 3 | 3 | . | . | . |
| 7 | 5 | 5 | . | . | . | 3 | 3 | . | . | . |
| 8 | 9 | 9 | . | . | . | 5 | 5 | . | . | . |
| 9 | 4 | 4 | . | . | . | 5 | 5 | . | . | . |
| 5-9 | 39 | 39 | . | . | . | 17 | 17 | . | . | . |
| 10 | 9 | 9 | . | . | . | 5 | 5 | . | . | . |
| 11 | 3 | 3 | . | . | . | 1 | 1 | . | . | . |
| 12 | 4 | 4 | . | . | . | 4 | 4 | . | . | . |
| 13 | 6 | 6 | . | . | . | 3 | 3 | . | . | . |
| 14 | 8 | 8 | . | . | . | 1 | 1 | . | . | . |
| 10-14 | 30 | 30 | . | . | . | 14 | 14 | . | . | . |
| 15 | 9 | 9 | . | . | . | 1 | 1 | . | . | . |
| 16 | 12 | 12 | . | . | . | 4 | 4 | . | . | . |
| 17 | 15 | 15 | . | . | . | 7 | 7 | . | . | . |
| 18 | 14 | 11 | 3 | . | . | 4 | 4 | . | . | . |
| 19 | 17 | 15 | 2 | . | . | 10 | 8 | 2 | . | . |
| 15-19 | 67 | 62 | 5 | . | . | 26 | 24 | 2 | . | . |
| 20 | 19 | 18 | 1 | . | . | 4 | 2 | 2 | . | . |
| 21 | 24 | 23 | 1 | . | . | 6 | 3 | 3 | . | . |
| 22 | 8 | 7 | 1 | . | . | 1 | 1 | . | . | . |
| 23 | 14 | 10 | 4 | . | . | 1 | . | . | 1 | . |
| 24 | 13 | 8 | 5 | . | . | 5 | 2 | 3 | . | . |
| 20-24 | 78 | 66 | 12 | . | . | 17 | 8 | 8 | 1 | . |
| 25 | 8 | 3 | 5 | . | . | 8 | 2 | 6 | . | . |
| 26 | 7 | 5 | 2 | . | . | 5 | 3 | 2 | . | . |
| 27 | 11 | 7 | 4 | . | . | 6 | 4 | 2 | . | . |
| 28 | 8 | 5 | 3 | . | . | 5 | 1 | 3 | 1 | . |
| 29 | 14 | 4 | 10 | . | . | 4 | 2 | 2 | . | . |
| 25-29 | 48 | 24 | 24 | . | . | 28 | 12 | 15 | 1 | . |
| 30 | 9 | 5 | 4 | . | . | 5 | 1 | 4 | . | . |
| 31 | 11 | 6 | 5 | . | . | 3 | . | 3 | . | . |
| 32 | 20 | 5 | 15 | . | . | 8 | 1 | 6 | 1 | . |
| 33 | 15 | 2 | 13 | . | . | 6 | 1 | 5 | . | . |
| 34 | 4 | 1 | 3 | . | . | 5 | 1 | 4 | . | . |
| 30-34 | 59 | 19 | 40 | . | . | 27 | 4 | 22 | 1 | . |
| 35 | 16 | 6 | 10 | . | . | 11 | 2 | 9 | . | . |
| 36 | 14 | 4 | 10 | . | . | 8 | 2 | 6 | . | . |
| 37 | 23 | 6 | 17 | . | . | 9 | 1 | 7 | 1 | . |
| 38 | 18 | 2 | 14 | 1 | 1 | 11 | 2 | 8 | . | 1 |
| 39 | 13 | 7 | 6 | . | . | 9 | 3 | 5 | 1 | . |
| 35-39 | 84 | 25 | 57 | 1 | 1 | 48 | 10 | 35 | 2 | 1 |
| 40 | 24 | 8 | 16 | . | . | 17 | 3 | 14 | . | . |
| 41 | 22 | 5 | 16 | 1 | . | 20 | 5 | 15 | . | . |
| 42 | 31 | 9 | 22 | . | . | 23 | 2 | 21 | . | . |
| 43 | 29 | 6 | 23 | . | . | 13 | 4 | 9 | . | . |
| 44 | 30 | 9 | 19 | 1 | 1 | 28 | 6 | 20 | 2 | . |
| 40-44 | 136 | 37 | 96 | 2 | 1 | 101 | 20 | 79 | 2 | . |
| 45 | 35 | 4 | 30 | . | 1 | 17 | 5 | 12 | . | . |
| 46 | 38 | 11 | 26 | 1 | . | 26 | 6 | 20 | . | . |
| 47 | 59 | 11 | 47 | . | 1 | 25 | 2 | 18 | 4 | 1 |
| 48 | 52 | 13 | 38 | 1 | . | 39 | 3 | 29 | 5 | 2 |
| 49 | 52 | 17 | 35 | . | . | 45 | 4 | 36 | 3 | 2 |
| 45-49 | 236 | 56 | 176 | 2 | 2 | 152 | 20 | 115 | 12 | 5 |

at each year of age and by conjugal condition, 1971.

| Ages | MALES | | | | | FEMALES | | | | |
|-----------------|-------|--------|---------|--------------|----------|---------|--------|---------|--------------|----------|
| | Total | Single | Married | Wid- owed | Divorced | Total | Single | Married | Wid- owed | Divorced |
| 50 | 54 | 8 | 43 | 3 | . | 40 | 9 | 27 | 4 | . |
| 51 | 84 | 24 | 60 | . | . | 43 | 7 | 33 | 3 | . |
| 52 | 73 | 13 | 53 | 7 | . | 42 | 8 | 27 | 6 | 1 |
| 53 | 80 | 25 | 52 | 2 | 1 | 43 | 9 | 26 | 7 | 1 |
| 54 | 81 | 16 | 62 | 3 | . | 44 | 9 | 30 | 4 | 1 |
| 50-54 | 372 | 86 | 270 | 15 | 1 | 212 | 42 | 143 | 24 | 3 |
| 55 | 82 | 14 | 68 | . | . | 51 | 14 | 26 | 11 | . |
| 56 | 110 | 25 | 82 | 3 | . | 71 | 15 | 44 | 12 | . |
| 57 | 120 | 25 | 87 | 6 | 2 | 89 | 21 | 48 | 20 | . |
| 58 | 137 | 23 | 103 | 11 | . | 85 | 16 | 51 | 18 | . |
| 59 | 145 | 24 | 107 | 14 | . | 82 | 17 | 49 | 15 | 1 |
| 55-59 | 594 | 111 | 447 | 34 | 2 | 378 | 83 | 218 | 76 | 1 |
| 60 | 154 | 33 | 109 | 11 | 1 | 82 | 26 | 34 | 21 | 1 |
| 61 | 191 | 51 | 128 | 11 | 1 | 87 | 16 | 44 | 27 | . |
| 62 | 200 | 41 | 146 | 13 | . | 87 | 16 | 40 | 31 | . |
| 63 | 171 | 33 | 124 | 13 | 1 | 121 | 26 | 60 | 35 | . |
| 64 | 221 | 29 | 166 | 25 | 1 | 106 | 31 | 42 | 33 | . |
| 60-64 | 937 | 187 | 673 | 73 | 4 | 483 | 115 | 220 | 147 | 1 |
| 65 | 232 | 42 | 164 | 26 | . | 137 | 29 | 72 | 35 | 1 |
| 66 | 200 | 40 | 130 | 28 | 2 | 155 | 36 | 67 | 51 | 1 |
| 67 | 245 | 38 | 172 | 34 | 1 | 143 | 34 | 53 | 55 | 1 |
| 68 | 233 | 54 | 136 | 42 | 1 | 144 | 32 | 52 | 60 | . |
| 69 | 240 | 50 | 152 | 37 | 1 | 166 | 34 | 58 | 74 | . |
| 65-69 | 1,150 | 224 | 754 | 167 | 5 | 745 | 165 | 302 | 275 | 3 |
| 70 | 262 | 55 | 158 | 49 | . | 234 | 51 | 79 | 104 | . |
| 71 | 258 | 48 | 159 | 50 | 1 | 215 | 44 | 68 | 103 | . |
| 72 | 257 | 40 | 165 | 51 | 1 | 208 | 47 | 60 | 101 | . |
| 73 | 213 | 32 | 120 | 61 | . | 241 | 58 | 68 | 115 | . |
| 74 | 252 | 34 | 165 | 52 | 1 | 239 | 55 | 57 | 126 | 1 |
| 70-74 | 1,242 | 209 | 767 | 263 | 3 | 1,137 | 255 | 332 | 549 | 1 |
| 75 | 250 | 51 | 144 | 55 | . | 253 | 70 | 53 | 129 | 1 |
| 76 | 253 | 48 | 131 | 74 | . | 242 | 42 | 51 | 149 | . |
| 77 | 234 | 54 | 121 | 58 | 1 | 217 | 58 | 37 | 121 | 1 |
| 78 | 213 | 46 | 110 | 57 | . | 233 | 53 | 52 | 126 | 2 |
| 79 | 214 | 37 | 116 | 61 | . | 237 | 65 | 29 | 142 | 1 |
| 75-79 | 1,164 | 236 | 622 | 305 | 1 | 1,182 | 288 | 222 | 667 | 5 |
| 80 | 218 | 45 | 95 | 78 | . | 270 | 74 | 40 | 156 | . |
| 81 | 185 | 37 | 82 | 66 | . | 227 | 56 | 24 | 147 | . |
| 82 | 208 | 46 | 84 | 78 | . | 224 | 54 | 19 | 151 | . |
| 83 | 196 | 30 | 86 | 80 | . | 254 | 65 | 22 | 167 | . |
| 84 | 171 | 33 | 59 | 79 | . | 255 | 69 | 23 | 163 | . |
| 80-84 | 978 | 191 | 406 | 381 | . | 1,230 | 318 | 128 | 784 | . |
| 85 | 156 | 30 | 57 | 69 | . | 229 | 57 | 18 | 154 | . |
| 86 | 142 | 25 | 49 | 68 | . | 211 | 50 | 14 | 146 | 1 |
| 87 | 120 | 21 | 43 | 56 | . | 181 | 48 | 10 | 123 | . |
| 88 | 94 | 19 | 28 | 46 | 1 | 153 | 52 | 4 | 97 | . |
| 89 | 100 | 12 | 30 | 58 | . | 157 | 39 | 4 | 114 | . |
| 85-89 | 612 | 107 | 207 | 297 | 1 | 931 | 246 | 50 | 634 | 1 |
| 90 | 71 | 6 | 17 | 48 | . | 106 | 33 | 6 | 67 | . |
| 91 | 59 | 12 | 16 | 31 | . | 103 | 30 | 1 | 72 | . |
| 92 | 60 | 12 | 11 | 37 | . | 74 | 23 | . | 51 | . |
| 93 | 31 | 4 | 7 | 20 | . | 60 | 14 | 1 | 45 | . |
| 94 | 25 | 3 | 6 | 16 | . | 44 | 13 | . | 31 | . |
| 90-94 | 246 | 37 | 57 | 152 | . | 387 | 113 | 8 | 266 | . |
| 95 | 25 | 1 | 5 | 19 | . | 34 | 9 | . | 25 | . |
| 96 | 15 | 2 | 3 | 10 | . | 33 | 12 | 1 | 20 | . |
| 97 | 3 | . | 3 | . | . | 20 | 6 | 2 | 12 | . |
| 98 | 6 | 1 | 1 | 4 | . | 16 | 4 | . | 12 | . |
| 99 | 6 | 3 | . | 3 | . | 11 | 2 | 1 | 8 | . |
| 95-99 | 55 | 7 | 12 | 36 | . | 114 | 33 | 4 | 77 | . |
| 100 and over | 6 | 1 | 1 | 4 | . | 16 | 5 | . | 11 | . |
| All Ages | 8,593 | 2,214 | 4,626 | 1,732 | 21 | 7,609 | 2,156 | 1,903 | 3,529 | 21 |

ABSTRACT 15A. Northern Ireland: Deaths, by sex and

| Abbreviated List Nos. | CAUSES OF DEATH | | All ages | Under 4 weeks | Under 1 yr. | 1- | 2- | 3- | 4- | 5- | 10- | 15- |
|-----------------------|---|--------|----------------|---------------|-------------|----------|---------|---------|---------|----------|----------|----------|
| | ALL CAUSES | M F | 8,593 7,609 | 281 224 | 404 318 | 20 27 | 13 8 | 13 4 | 10 7 | 39 17 | 30 14 | 67 26 |
| B1 | Cholera | M F | . . | . . | . . | . . | . . | . . | . . | . . | . . | . . |
| B2 | Typhoid fever | M F | . . | . . | . . | . . | . . | . . | . . | . . | . . | . . |
| B3 | Bacillary dysentery and amoebiasis | M F | 1 1 | . 1 | . 1 | . . | . . | . . | . . | . . | . . | . . |
| B4 | Enteritis and other diarrhoeal diseases | M F | 25 9 | 9 2 | 21 6 | 1 . | 1 . | . . | . . | 1 . | . . | . . |
| B5 | Tuberculosis of respiratory system | M F | 19 7 | . . | . . | . . | . . | . . | . . | . . | . . | 1 . |
| B6 | Other tuberculosis, including late effects | M F | 11 6 | . . | . . | . . | . . | . . | . . | . . | . . | . . |
| B7 | Plague | M F | . . | . . | . . | . . | . . | . . | . . | . . | . . | . . |
| B8 | Diphtheria | M F | . . | . . | . . | . . | . . | . . | . . | . . | . . | . . |
| B9 | Whooping cough | M F | . 1 | . . | . 1 | . . | . . | . . | . . | . . | . . | . . |
| B10 | Streptococcal sore throat and scarlet fever | M F | . . | . . | . . | . . | . . | . . | . . | . . | . . | . . |
| B11 | Meningococcal infection | M F | 8 2 | . . | 4 . | 2 . | . 1 | . . | . . | 1 1 | 1 . | . . |
| B12 | Acute poliomyelitis | M F | . . | . . | . . | . . | . . | . . | . . | . . | . . | . . |
| B13 | Smallpox | M F | . . | . . | . . | . . | . . | . . | . . | . . | . . | . . |
| B14 | Measles | M F | 3 1 | . . | 1 1 | 2 . | . . | . . | . . | . . | . . | . . |
| B15 | Typhus and other rickettsioses | M F | . . | . . | . . | . . | . . | . . | . . | . . | . . | . . |
| B16 | Malaria | M F | . . | . . | . . | . . | . . | . . | . . | . . | . . | . . |
| B17 | Syphilis and its sequelae | M F | 6 1 | . . | . . | . . | . . | . . | . . | . . | . . | . . |
| B18 | All other infective and parasitic diseases | M F | 27 23 | 5 2 | 7 5 | 2 1 | . . | . 1 | . . | . . | 1 . | 1 . |
| B19 | Malignant neoplasms, including neoplasms of lymphatic and haematopoietic tissue | M F | . . | . . | . . | . . | . . | . . | . . | . . | . . | . . |
| | (a) Cancer* | M F | 1,463 1,295 | . . | 1 1 | . 1 | 1 1 | 2 . | 2 1 | 2 2 | 3 1 | 9 1 |
| | (b) Hodgkin's disease and leukaemia | M F | 63 41 | . . | 1 . | . . | . 3 | . . | . . | 5 1 | 4 . | 2 1 |
| B20 | Benign neoplasms and neoplasms of unspecified nature | M F | 16 25 | . . | . . | . . | 1 . | . . | . . | . . | 1 . | . . |
| B21 | Diabetes mellitus | M F | 61 83 | . . | . . | . . | . . | . . | . . | . . | . 1 | . . |
| B22 | Avitaminoses and other nutritional deficiency | M F | 2 1 | . . | . . | . . | . . | . . | . . | . . | . . | . . |
| B23 | Anaemias | M F | 18 32 | 1 . | 1 . | 1 . | . . | . . | . . | . . | . . | . . |
| B24 | Meningitis | M F | 9 6 | 1 2 | 6 4 | 1 1 | . . | . . | . . | . . | . . | . . |
| B25 | Active rheumatic fever | M F | . . | . . | . . | . . | . . | . . | . . | . . | . . | . . |
| B26 | Chronic rheumatic heart disease | M F | 68 146 | . . | . . | . . | . . | . . | . . | . . | 1 . | . 1 |

* See definition on page 8.

age-groups, by abbreviated list numbers, 1971.

| 20- | 25- | 30- | 35- | 40- | 45- | 50- | 55- | 60- | 65- | 70- | 75- | 80- | 85- | 90- | 95 & over | Abbreviated List Nos. |
|----------|----------|----------|----------|------------|------------|------------|------------|------------|--------------|----------------|----------------|--------------|------------|------------|-----------|-----------------------|
| 78 17 | 48 28 | 59 27 | 84 48 | 136 101 | 236 152 | 372 212 | 594 378 | 937 483 | 1,150 745 | 1,242 1,137 | 1,164 1,182 | 978 1,230 | 612 931 | 246 387 | 61 130 | |
| . | . | . | . | . | . | . | . | . | . | . | . | . | . | . | . | B1 |
| . | . | . | . | . | . | . | . | . | . | . | . | . | . | . | . | B2 |
| . | . | . | . | . | . | . | . | . | . | . | . | . | . | 1 | . | B3 |
| . | . | . | . | . | . | . | . | 1 | . | . | . | . | . | . | . | B4 |
| . | . | . | . | 1 | 1 | 1 | 3 | 1 | 7 | 1 | 3 | 1 | . | . | . | B5 |
| . | . | . | . | 1 | . | 2 | 2 | 2 | 1 | 2 | 2 | 1 | 1 | . | . | B6 |
| . | . | . | . | 1 | . | 2 | 1 | . | . | 1 | . | 2 | . | . | . | B7 |
| . | . | . | . | . | . | . | . | . | . | . | . | . | . | . | . | B8 |
| . | . | . | . | . | . | . | . | . | . | . | . | . | . | . | . | B9 |
| . | . | . | . | . | . | . | . | . | . | . | . | . | . | . | . | B10 |
| . | . | . | . | . | . | . | . | . | . | . | . | . | . | . | . | B11 |
| . | . | . | . | . | . | . | . | . | . | . | . | . | . | . | . | B12 |
| . | . | . | . | . | . | . | . | . | . | . | . | . | . | . | . | B13 |
| . | . | . | . | . | . | . | . | . | . | . | . | . | . | . | . | B14 |
| . | . | . | . | . | . | . | . | . | . | . | . | . | . | . | . | B15 |
| . | . | . | . | . | . | . | . | . | . | . | . | . | . | . | . | B16 |
| . | . | . | . | . | . | 1 | . | 2 | . | 2 | 1 | . | . | . | . | B17 |
| 2 | 1 | . | 2 | 1 | 2 | 1 | 2 | 2 | 1 | 1 | 1 | 1 | . | . | . | B18 |
| . | . | 2 | . | 2 | . | 1 | 2 | 1 | 2 | 1 | 2 | 1 | 1 | 1 | . | |
| 1 | 6 | 5 | 8 | 19 | 42 | 89 | 136 | 222 | 249 | 262 | 192 | 128 | 68 | 15 | 1 | B19 |
| 3 | 2 | 10 | 16 | 45 | 62 | 86 | 134 | 121 | 177 | 207 | 177 | 139 | 79 | 28 | 5 | |
| . | 1 | 2 | 2 | 2 | 1 | 3 | 6 | 4 | 5 | 9 | 7 | 3 | 2 | . | . | B20 |
| . | 3 | 1 | . | 3 | . | 1 | 3 | 3 | 3 | 9 | 3 | 3 | 4 | . | . | |
| . | 3 | 1 | 1 | 1 | 1 | 2 | 2 | 2 | 1 | 6 | 1 | 2 | 3 | . | 1 | B21 |
| . | . | . | 3 | 1 | . | . | 5 | 4 | 1 | 1 | 1 | 2 | 1 | . | . | |
| . | . | . | 1 | . | . | 2 | 4 | 4 | 8 | 16 | 10 | 9 | 6 | . | . | B22 |
| . | . | . | 1 | . | . | 1 | 6 | 7 | 13 | 20 | 18 | 8 | 6 | 1 | . | |
| . | . | 1 | . | . | . | . | . | . | 1 | . | . | 1 | . | . | . | B23 |
| . | . | . | . | 1 | . | 1 | . | . | 4 | 4 | 1 | 5 | 1 | . | . | |
| . | . | 1 | . | . | . | . | 1 | 1 | 2 | 1 | . | 11 | 7 | 4 | . | B24 |
| . | . | . | . | . | . | . | . | . | . | . | . | . | . | . | . | B25 |
| . | . | . | . | . | . | . | . | . | . | . | . | . | . | . | . | |
| 1 | . | . | 1 | 4 | 7 | 7 | 8 | 15 | 9 | 5 | 7 | 3 | . | . | 1 | B26 |
| . | 2 | 2 | 3 | 5 | 5 | 6 | 19 | 25 | 22 | 21 | 15 | 13 | 5 | 1 | . | |

ABSTRACT 15A (continued). Northern Ireland: Deaths, by

| Abbreviated List Nos. | CAUSES OF DEATH | All ages | Under 4 weeks | Under 1 yr. | 1- | 2- | 3- | 4- | 5- | 10- | 15- |
|-----------------------|--|--------------------|---------------|-------------|----|----|----|----|----|-----|-----|
| B27 | Hypertensive disease | M 99 F 110 | . | . | . | . | . | . | . | . | . |
| B28 | Ischaemic heart disease | M 2,699 F 1,808 | . | . | . | . | . | . | . | . | . |
| B29 | Other forms of heart disease | M 408 F 522 | 1 | 1 | . | . | . | . | . | 1 | 1 |
| B30 | Cerebrovascular disease | M 1,039 F 1,454 | 1 | 1 | . | . | . | . | 1 | . | . |
| B31 | Influenza | M 25 F 26 | . | 1 | . | . | . | . | . | . | 2 |
| B32 | Pneumonia | M 431 F 429 | 18 | 70 | 3 | . | . | . | 2 | . | . |
| B33 | Bronchitis, emphysema and asthma | M 540 F 219 | 6 | 55 | 3 | . | 1 | 1 | 1 | . | . |
| B34 | Peptic ulcer | M 62 F 39 | 1 | 1 | . | . | . | . | 1 | . | 1 |
| B35 | Appendicitis | M 4 F 6 | . | . | . | 1 | . | . | . | . | . |
| B36 | Intestinal obstruction and hernia | M 24 F 33 | 1 | 1 | . | . | . | . | . | . | 1 |
| B37 | Cirrhosis of liver | M 25 F 22 | . | . | . | . | . | . | . | 1 | . |
| B38 | Nephritis and nephrosis | M 36 F 28 | . | 1 | . | . | . | . | . | . | 1 |
| B39 | Hyperplasia of prostate | M 47 | . | . | . | . | . | . | . | . | . |
| B40 | Abortion | F 1 | . | . | . | . | . | . | . | . | . |
| B41 | Other complications of pregnancy, childbirth and puerperium | F 5 | . | . | . | . | . | . | . | . | . |
| B42 | Congenital anomalies | M 112 F 125 | 60 | 87 | 3 | 1 | 4 | 1 | 2 | 2 | 1 |
| B43 | Birth injury, difficult labour and other anoxic and hypoxic conditions | M 103 F 52 | 69 | 96 | 11 | 1 | . | 1 | 3 | 2 | 1 |
| B44 | Other causes of perinatal mortality | M 80 F 85 | 102 | 103 | . | . | . | . | . | . | . |
| B45 | Symptoms and ill-defined conditions | M 14 F 23 | 85 | 80 | . | . | . | . | . | . | . |
| B46 | All other diseases | M 577 F 671 | 2 | 13 | 2 | 3 | 1 | 2 | 6 | 4 | 7 |
| BE47 | Motor vehicle accidents | M 206 F 83 | . | 5 | 2 | . | . | . | 3 | 3 | 6 |
| BE48 | All other accidents | M 160 F 162 | . | 3 | 1 | 1 | 3 | 3 | 15 | 9 | 25 |
| BE49 | Suicide and self-inflicted injuries | M 34 F 19 | 1 | 4 | 1 | 5 | 3 | 2 | 4 | 4 | 10 |
| BE50 | All other external causes | M 68 F 7 | . | 1 | 6 | . | . | . | 2 | 1 | 3 |
| | | | . | . | . | . | . | . | . | 1 | 9 |
| | | | . | . | . | . | . | . | . | . | . |

sex and age-groups, by abbreviated list numbers, 1971.

| 20- | 25- | 30- | 35- | 40- | 45- | 50- | 55- | 60- | 65- | 70- | 75- | 80- | 85- | 90- | 95 & over | Abbreviated List Nos. |
|-----|-----|-----|-----|-----|-----|-----|-----|-----|-----|-----|-----|-----|-----|-----|-----------|-----------------------|
| 1 | . | 1 | 2 | 2 | 2 | 6 | 6 | 14 | 15 | 15 | 15 | 15 | 1 | 4 | . | B27 |
| . | . | . | 1 | . | 2 | 1 | 4 | 10 | 12 | 14 | 19 | 25 | 16 | 5 | 1 | B28 |
| . | 4 | 5 | 24 | 54 | 92 | 156 | 246 | 380 | 429 | 439 | 362 | 274 | 156 | 64 | 14 | B29 |
| 1 | . | 2 | 3 | 9 | 25 | 29 | 67 | 131 | 216 | 336 | 332 | 314 | 214 | 105 | 27 | B30 |
| 1 | . | . | 1 | 1 | 8 | 2 | 7 | 14 | 48 | 52 | 65 | 100 | 60 | 32 | 12 | B31 |
| 1 | 2 | 1 | 3 | 2 | 2 | 1 | 7 | 16 | 25 | 47 | 89 | 124 | 121 | 54 | 28 | B32 |
| 2 | 1 | 1 | 3 | 9 | 16 | 22 | 52 | 81 | 134 | 160 | 206 | 179 | 121 | 43 | 9 | B33 |
| 2 | 2 | 1 | 6 | 8 | 15 | 26 | 48 | 76 | 123 | 265 | 276 | 279 | 225 | 77 | 24 | B34 |
| . | . | . | . | 1 | 2 | . | 2 | 2 | 3 | 3 | 4 | 4 | 3 | 4 | 1 | B35 |
| 1 | 2 | 1 | 1 | 2 | 7 | 8 | 11 | 19 | 30 | 35 | 66 | 62 | 64 | 40 | 7 | B36 |
| . | . | 1 | 2 | 4 | 6 | 3 | 11 | 10 | 11 | 45 | 53 | 84 | 83 | 44 | 15 | B37 |
| . | . | . | 1 | 4 | 5 | 15 | 45 | 71 | 99 | 104 | 89 | 64 | 33 | 10 | . | B38 |
| 1 | 1 | . | 1 | 5 | 8 | 10 | 16 | 17 | 30 | 31 | 33 | 34 | 21 | 8 | 2 | B39 |
| 1 | 1 | . | 1 | 4 | 1 | 6 | 3 | 11 | 7 | 8 | 8 | 7 | 3 | 1 | . | B40 |
| . | 1 | . | . | 2 | 1 | 1 | 2 | 1 | 1 | 5 | 8 | 10 | 3 | 2 | 2 | B41 |
| . | . | . | . | . | . | 1 | 1 | . | . | . | . | 1 | . | . | . | B42 |
| . | . | . | . | . | . | . | . | . | . | 1 | . | 3 | . | 1 | . | B43 |
| . | . | 1 | . | 1 | . | 1 | 2 | 1 | 2 | 7 | 2 | 6 | 1 | . | . | B44 |
| . | . | . | . | 1 | 1 | 1 | 3 | 1 | 1 | 8 | 4 | 3 | 7 | 3 | . | B45 |
| . | . | . | . | 1 | 2 | 1 | 5 | 4 | 3 | 2 | 3 | 2 | . | . | . | B46 |
| . | 1 | . | 1 | 1 | 2 | 1 | 1 | 2 | 5 | 4 | 3 | 1 | . | . | . | B47 |
| . | . | 1 | . | 3 | . | 1 | 2 | 6 | 6 | 4 | 4 | 3 | 3 | . | 1 | B48 |
| . | . | . | . | 1 | . | 1 | 2 | 3 | 5 | 3 | 5 | 4 | . | . | . | B49 |
| 1 | . | . | . | . | . | . | . | 1 | 3 | 1 | 11 | 14 | 10 | 6 | 1 | B50 |
| 2 | 2 | 1 | 1 | 1 | . | . | . | . | . | . | . | . | . | . | . | B51 |
| 2 | 2 | 2 | 1 | 1 | 1 | 1 | 1 | 1 | 1 | 1 | . | . | . | . | . | B52 |
| 3 | 1 | . | 2 | 2 | . | 1 | 1 | 1 | . | 1 | . | . | . | . | . | B53 |
| . | . | . | . | . | . | . | . | . | . | . | . | . | . | . | . | B54 |
| . | . | . | . | . | . | . | . | . | . | . | . | . | . | . | . | B55 |
| 1 | . | . | 2 | . | . | 1 | . | . | . | . | 3 | 2 | 1 | 1 | 2 | B56 |
| 5 | 5 | 6 | 7 | 11 | 13 | 15 | 28 | 51 | 70 | 86 | 80 | 75 | 59 | 19 | 11 | B57 |
| 2 | 3 | 3 | 5 | 10 | 15 | 21 | 33 | 41 | 69 | 79 | 100 | 127 | 91 | 36 | 17 | BE47 |
| 25 | 10 | 16 | 8 | 5 | 11 | 11 | 7 | 13 | 10 | 9 | 9 | 7 | 4 | 1 | 1 | BE48 |
| 6 | 4 | 3 | 3 | 3 | 2 | 3 | 5 | 4 | 10 | 8 | 7 | 4 | 1 | . | . | BE49 |
| 14 | 5 | 8 | 7 | 7 | 3 | 13 | 5 | 10 | 5 | 9 | 9 | 16 | 12 | 5 | 1 | BE50 |
| 2 | 1 | 1 | 2 | 1 | 3 | 9 | 2 | 3 | 2 | 1 | 2 | 32 | 37 | 11 | 4 | BE51 |
| 1 | . | . | 4 | 3 | 1 | 5 | 2 | 2 | 2 | 1 | . | . | . | . | . | BE52 |
| 17 | 8 | 5 | 6 | 5 | 8 | 2 | 2 | 2 | 2 | 2 | 1 | . | . | . | . | BE53 |
| . | 1 | . | . | . | . | . | 2 | 1 | . | 2 | 1 | . | . | . | . | BE54 |

ABSTRACT 15B. Northern Ireland: Distribution of deaths

| Abbreviated List Nos. | CAUSES OF DEATH | All ages | | —1 | | 1— | | 5— | | 10— | |
|-----------------------|---|----------|-----|-----|-----|-----|-----|-----|-----|-----|-----|
| | | M | F | M | F | M | F | M | F | M | F |
| B1 | Cholera | . | . | . | . | . | . | . | . | . | . |
| B2 | Typhoid fever | † | † | . | 3 | . | . | . | . | . | . |
| B3 | Bacillary dysentery and amoebiasis | 3 | 1 | 52 | 19 | 36 | . | 26 | . | . | . |
| B4 | Enteritis and other diarrhoeal diseases | 2 | 1 | . | . | . | . | . | . | . | . |
| B5 | Tuberculosis of respiratory system | . | . | . | . | . | . | . | . | . | . |
| B6 | Other tuberculosis, including late effects | 1 | 1 | . | . | . | . | . | . | . | . |
| B7 | Plague | . | . | . | . | . | . | . | . | . | . |
| B8 | Diphtheria | . | † | . | 3 | . | . | . | . | . | . |
| B9 | Whooping cough | . | . | . | . | . | . | . | . | . | . |
| B10 | Streptococcal sore throat and scarlet fever | . | . | . | . | . | . | . | . | . | . |
| B11 | Meningococcal infection | 1 | † | 10 | . | 36 | 22 | 26 | 59 | 33 | . |
| B12 | Acute poliomyelitis | . | . | . | . | . | . | . | . | . | . |
| B13 | Smallpox | . | . | . | . | . | . | . | . | . | . |
| B14 | Measles | † | † | 2 | 3 | 36 | . | . | . | . | . |
| B15 | Typhus and other rickettsioses | . | . | . | . | . | . | . | . | . | . |
| B16 | Malaria | . | . | . | . | . | . | . | . | . | . |
| B17 | Syphilis and its sequelae | 1 | † | . | . | . | . | . | . | . | . |
| B18 | All other infective and parasitic diseases | 3 | 3 | 17 | 16 | 36 | 43 | . | . | 33 | . |
| B19 | Malignant neoplasms, including neoplasms of lymphatic and haematopoietic tissue | 170 | 170 | 2 | . | 89 | 65 | 51 | 118 | 100 | 71 |
| | (a) Cancer† | 7 | 5 | 2 | . | 18 | 65 | 128 | 59 | 133 | . |
| | (b) Hodgkin's disease and leukaemia | . | . | . | . | . | . | . | . | . | . |
| B20 | Benign neoplasms and neoplasms of unspecified nature | 2 | 3 | . | . | . | 22 | . | . | . | 71 |
| B21 | Diabetes mellitus | 7 | 11 | . | . | . | . | . | . | . | 71 |
| B22 | Avitaminoses and other nutritional deficiency | † | † | . | . | . | . | . | . | . | . |
| B23 | Anaemias | 2 | 4 | 2 | . | 18 | . | . | . | . | . |
| B24 | Meningitis | 1 | 1 | 15 | 13 | 18 | 22 | . | . | . | . |
| B25 | Active rheumatic fever | . | . | . | . | . | . | . | . | . | . |
| B26 | Chronic rheumatic heart disease | 8 | 19 | . | . | . | . | . | . | . | 71 |
| B27 | Hypertensive disease | 12 | 14 | . | . | . | . | . | . | . | . |
| B28 | Ischaemic heart disease | 314 | 238 | . | . | . | . | . | . | . | . |
| B29 | Other forms of heart disease | 47 | 69 | 2 | 3 | . | 22 | . | 59 | 33 | . |
| B30 | Cerebrovascular disease | 121 | 191 | 2 | . | . | . | . | . | . | 71 |
| B31 | Influenza | 3 | 3 | 2 | . | . | . | . | . | . | . |
| B32 | Pneumonia | 50 | 56 | 173 | 173 | 54 | 109 | 51 | 59 | . | . |
| B33 | Bronchitis, emphysema and asthma | 63 | 29 | . | 3 | . | . | . | . | . | . |
| B34 | Peptic ulcer | 7 | 5 | . | . | . | . | 26 | . | . | . |
| B35 | Appendicitis | † | 1 | . | 3 | 18 | . | . | . | . | . |
| B36 | Intestinal obstruction and hernia | 3 | 4 | 2 | 3 | . | . | . | . | . | . |
| B37 | Cirrhosis of liver | 3 | 3 | . | . | . | . | . | . | . | 71 |
| B38 | Nephritis and nephrosis | 4 | 4 | . | 3 | . | . | . | . | . | . |
| B39 | Hyperplasia of prostate | 5 | . | . | . | . | . | . | . | . | . |
| B40 | Abortion | . | † | . | . | . | . | . | . | . | . |
| B41 | Other complications of pregnancy, childbirth and the puerperium. Delivery without mention of complication | . | 7 | . | . | . | . | . | . | . | . |
| B42 | Congenital anomalies | 13 | 16 | 215 | 302 | 161 | 283 | 51 | 176 | 67 | 143 |
| B43 | Birth injury, difficult labour and other anoxic and hypoxic conditions | 12 | 7 | 324 | 164 | . | . | . | . | . | . |
| B44 | Other causes of perinatal mortality | 9 | 11 | 198 | 267 | . | . | . | . | . | . |
| B45 | Symptoms and ill-defined conditions | 2 | 3 | 2 | 3 | . | . | . | . | . | . |
| B46 | All other diseases | 67 | 88 | 32 | 16 | 107 | 43 | 154 | 176 | 133 | 214 |
| BE47 | Motor vehicle accidents | 24 | 11 | . | . | 179 | 174 | 300 | 176 | 385 | 143 |
| BE48 | All other accidents | 19 | 21 | 10 | 3 | 196 | 130 | 103 | 118 | 133 | 71 |
| BE49 | Suicide and self-inflicted injuries | 4 | 2 | . | . | . | . | . | . | . | . |
| BE50 | All other external causes | 8 | 1 | . | . | . | . | . | . | 33 | . |

* To the nearest unit. † Less than 0.5. ‡ See definition on page 8.

by cause per 1,000 deaths in certain age groups, by sex, 1971*

| 15— | | 25— | | 35— | | 45— | | 55— | | 65— | | 75— | | 85 and over | | Abbreviated List Nos. |
|-----|-----|-----|-----|-----|-----|-----|-----|-----|-----|-----|-----|-----|-----|-------------|-----|-----------------------|
| M | F | M | F | M | F | M | F | M | F | M | F | M | F | M | F | |
| . | . | . | . | . | . | . | . | . | . | . | . | . | . | . | . | B1 |
| . | . | . | . | . | . | . | . | . | . | . | . | . | . | . | . | B2 |
| . | . | . | . | . | . | . | . | . | . | . | . | . | . | . | . | B3 |
| 7 | . | . | . | . | 7 | 3 | 5 | 3 | 2 | 3 | 1 | 2 | 1 | . | 1 | B4 |
| . | . | . | . | 5 | . | 3 | 5 | 1 | 1 | 1 | 1 | 1 | 1 | . | . | B6 |
| . | . | . | . | . | . | . | . | . | . | . | . | . | . | . | . | B7 |
| . | . | . | . | . | . | . | . | . | . | . | . | . | . | . | . | B8 |
| . | . | . | . | . | . | . | . | . | . | . | . | . | . | . | . | B9 |
| . | . | . | . | . | . | . | . | . | . | . | . | . | . | . | . | B10 |
| . | . | . | . | . | . | . | . | . | . | . | . | . | . | . | . | B11 |
| . | . | . | . | . | . | . | . | . | . | . | . | . | . | . | . | B12 |
| . | . | . | . | . | . | . | . | . | . | . | . | . | . | . | . | B13 |
| . | . | . | . | . | . | . | . | . | . | . | . | . | . | . | . | B14 |
| . | . | . | . | . | . | . | . | . | . | . | . | . | . | . | . | B15 |
| . | . | . | . | . | . | 2 | . | 1 | . | 1 | 1 | † | . | . | . | B16 |
| 21 | . | 9 | 36 | 14 | 13 | 5 | 3 | 3 | 3 | † | 2 | 1 | 1 | . | 1 | B17 |
| 69 | 23 | 102 | 218 | 123 | 409 | 215 | 407 | 234 | 296 | 214 | 204 | 149 | 131 | 91 | 77 | B18 |
| 34 | 23 | 28 | 73 | 18 | 20 | 7 | 3 | 7 | 7 | 6 | 6 | 5 | 2 | 2 | 3 | B19 |
| . | . | . | 73 | 18 | 7 | 2 | 5 | 3 | 10 | 3 | 1 | † | 1 | 7 | 1 | B20 |
| . | . | . | . | . | 7 | . | 5 | 5 | 15 | 10 | 18 | 9 | 11 | 3 | 5 | B21 |
| . | . | 9 | . | 5 | . | 2 | . | . | † | † | . | . | † | . | . | B22 |
| . | . | 9 | . | . | . | 2 | 3 | . | 2 | 2 | 3 | 3 | 5 | 1 | 8 | B23 |
| . | . | . | . | . | . | . | . | . | 1 | † | . | . | . | . | . | B24 |
| 7 | 23 | . | 73 | 23 | 54 | 23 | 30 | 15 | 51 | 6 | 23 | 5 | 12 | 1 | 4 | B25 |
| 7 | . | 9 | . | 18 | 7 | 13 | 8 | 13 | 16 | 13 | 14 | 14 | 18 | 5 | 15 | B26 |
| . | . | 84 | . | 355 | 81 | 408 | 148 | 409 | 230 | 363 | 293 | 297 | 268 | 255 | 239 | B27 |
| 14 | 23 | 19 | 36 | 9 | 13 | 16 | 8 | 14 | 27 | 42 | 38 | 77 | 88 | 113 | 140 | B28 |
| 7 | 47 | 19 | 55 | 55 | 94 | 63 | 113 | 87 | 144 | 123 | 206 | 180 | 230 | 188 | 225 | B29 |
| 14 | . | . | . | 5 | 3 | 3 | . | 3 | 1 | 1 | 5 | 2 | 5 | 10 | 3 | B30 |
| 7 | . | 28 | 18 | 14 | 13 | 25 | 20 | 24 | 27 | 30 | 60 | 57 | 121 | 98 | . | B31 |
| . | 47 | . | 18 | 23 | 34 | 33 | 49 | 76 | 38 | 85 | 32 | 71 | 28 | 47 | 21 | B32 |
| 7 | . | . | 18 | 23 | 13 | 12 | 5 | 9 | 3 | 6 | 3 | 7 | 7 | 4 | 5 | B33 |
| . | . | . | . | . | 2 | . | . | 1 | . | . | 1 | † | 1 | . | 1 | B34 |
| . | 23 | 9 | . | 5 | . | . | 5 | 2 | 3 | 4 | 5 | 4 | 3 | 1 | 7 | B35 |
| . | . | . | . | 5 | 13 | 10 | 8 | 5 | 3 | 2 | 5 | 2 | 2 | . | . | B36 |
| 7 | 23 | 9 | 18 | . | 7 | 7 | 3 | 7 | 6 | 4 | 4 | 3 | 4 | 3 | 1 | B37 |
| . | . | . | . | . | . | . | . | 1 | . | 2 | . | 12 | . | 18 | . | B38 |
| . | 23 | . | . | . | . | . | . | . | . | . | . | . | . | . | . | B39 |
| . | . | . | . | . | . | . | . | . | . | . | . | . | . | . | . | B40 |
| 21 | 93 | 37 | 55 | 18 | 13 | 2 | 3 | 1 | 2 | † | 1 | . | . | . | . | B41 |
| . | . | . | . | . | . | . | . | . | . | . | . | . | . | . | . | B42 |
| . | . | . | . | . | . | . | . | . | . | . | . | . | . | . | . | B43 |
| 7 | . | . | . | 9 | . | 2 | 3 | . | 3 | . | 1 | . | . | . | . | B44 |
| 83 | 186 | 103 | 109 | 82 | 101 | 46 | 99 | 52 | 86 | 65 | 79 | 72 | 94 | 87 | 99 | B45 |
| 345 | 372 | 243 | 127 | 59 | 27 | 36 | 19 | 13 | 7 | 8 | 10 | 7 | 5 | 7 | 1 | BE47 |
| 152 | 70 | 121 | 36 | 64 | 20 | 26 | 19 | 10 | 6 | 6 | 13 | 12 | 23 | 20 | 36 | BE48 |
| 14 | 23 | 37 | . | 18 | 27 | 18 | 16 | 5 | 5 | 1 | 2 | 1 | . | 1 | . | BE49 |
| 179 | . | 121 | 18 | 50 | . | 16 | . | 3 | 3 | 1 | 1 | . | † | . | . | BE50 |

ABSTRACT 15C. Northern Ireland: Death rates per million

| Abbreviated List Nos. | CAUSES OF DEATH | All Ages | | —1 | | 1— | | 5— | | 10— | |
|-----------------------|---|----------|-------|--------|--------|-----|-----|-----|-----|-----|-----|
| | | M | F | M | F | M | F | M | F | M | F |
| | ALL CAUSES | 11,381 | 9,768 | 24,785 | 20,921 | 855 | 744 | 477 | 223 | 406 | 200 |
| B1 | Cholera | . | . | . | . | . | . | . | . | . | . |
| B2 | Typhoid fever | . | . | . | . | . | . | . | . | . | . |
| B3 | Bacillary dysentery and amoebiasis | 1 | 1 | . | 66 | . | . | . | . | . | . |
| B4 | Enteritis and other diarrhoeal diseases | 33 | 12 | 1,288 | 394 | 31 | . | 13 | . | . | . |
| B5 | Tuberculosis of respiratory system | 25 | 9 | . | . | . | . | . | . | . | . |
| B6 | Other tuberculosis, including late effects | 15 | 8 | . | . | . | . | . | . | . | . |
| B7 | Plague | . | . | . | . | . | . | . | . | . | . |
| B8 | Diphtheria | . | . | . | . | . | . | . | . | . | . |
| B9 | Whooping cough | . | 1 | . | 66 | . | . | . | . | . | . |
| B10 | Streptococcal sore throat and scarlet fever | . | . | . | . | . | . | . | . | . | . |
| B11 | Meningococcal infection | 15 | 3 | 246 | . | 31 | 16 | 13 | 13 | 14 | . |
| B12 | Acute poliomyelitis | . | . | . | . | . | . | . | . | . | . |
| B13 | Smallpox | . | . | . | . | . | . | . | . | . | . |
| B14 | Measles | 4 | 1 | 61 | 66 | 31 | . | . | . | . | . |
| B15 | Typhus and other rickettsioses | . | . | . | . | . | . | . | . | . | . |
| B16 | Malaria | . | . | . | . | . | . | . | . | . | . |
| B17 | Syphilis and its sequelae | 8 | 1 | . | . | . | . | . | . | . | . |
| B18 | All other infective and parasitic diseases | 36 | 30 | 429 | 328 | 31 | 32 | . | . | 14 | . |
| B19 | Malignant neoplasms, including neoplasms of lymphatic and haematopoietic tissue | 1,937 | 1,662 | 61 | . | 76 | 49 | 24 | 27 | 40 | 14 |
| | (a) Cancer† | 83 | 53 | 61 | . | 15 | 49 | 61 | 13 | 54 | . |
| | (b) Hodgkin's disease and leukaemia | . | . | . | . | . | . | . | . | . | . |
| B20 | Benign neoplasms and neoplasms of unspecified nature | 21 | 32 | . | . | . | 16 | . | . | . | 14 |
| B21 | Diabetes mellitus | 80 | 107 | . | . | . | . | . | . | . | 14 |
| B22 | Avitaminoses and other nutritional deficiency | 3 | 1 | . | . | . | . | . | . | . | . |
| B23 | Anaemias | 24 | 42 | 61 | . | 15 | . | . | . | . | . |
| B24 | Meningitis | 12 | 8 | 369 | 263 | 15 | 16 | . | . | . | . |
| B25 | Active rheumatic fever | 90 | 187 | . | . | . | . | . | . | . | 14 |
| B26 | Chronic rheumatic heart disease | 131 | 142 | . | . | . | . | . | . | . | . |
| B27 | Hypertensive disease | 3,575 | 2,321 | . | . | . | . | . | . | . | . |
| B28 | Ischaemic heart disease | 540 | 670 | 61 | 66 | . | 16 | . | 13 | 14 | . |
| B29 | Other forms of heart disease | 1,376 | 1,866 | 61 | . | . | . | . | . | . | 14 |
| B30 | Cerebrovascular disease | 33 | 33 | 61 | . | . | . | . | . | . | . |
| B31 | Influenza | 571 | 551 | 4,295 | 3,618 | 46 | 81 | 24 | 13 | . | . |
| B32 | Pneumonia | 715 | 281 | . | 66 | . | . | . | . | . | . |
| B33 | Bronchitis, emphysema and asthma | 82 | 50 | . | . | . | . | 13 | . | . | . |
| B34 | Peptic ulcer | 5 | 8 | . | 66 | 15 | . | . | . | . | . |
| B35 | Appendicitis | 32 | 42 | 61 | 66 | . | . | . | . | . | . |
| B36 | Intestinal obstruction and hernia | 33 | 28 | . | 66 | . | . | . | . | . | 14 |
| B37 | Cirrhosis of liver | 48 | 36 | . | 66 | . | . | . | . | . | . |
| B38 | Nephritis and nephrosis | 62 | . | . | . | . | . | . | . | . | . |
| B39 | Hyperplasia of prostate | . | 1 | . | . | . | . | . | . | . | . |
| B40 | Abortion | . | . | . | . | . | . | . | . | . | . |
| B41 | Other complications of pregnancy, childbirth and the puerperium. Delivery without mention of complication | . | 6 | . | . | . | . | . | . | . | . |
| B42 | Congenital anomalies | 148 | 160 | 5,338 | 6,316 | 137 | 210 | 24 | 39 | 27 | 29 |
| B43 | Birth injury, difficult labour and other anoxic and hypoxic conditions | 136 | 67 | 6,319 | 3,421 | . | . | . | . | . | . |
| B44 | Other causes of perinatal mortality | 105 | 109 | 4,908 | 5,592 | . | . | . | . | . | . |
| B45 | Symptoms and ill-defined conditions | 19 | 30 | 61 | 66 | . | . | . | . | . | . |
| B46 | All other diseases | 764 | 861 | 798 | 329 | 92 | 32 | 73 | 39 | 54 | 44 |
| BE47 | Motor vehicle accidents | 272 | 107 | . | . | 152 | 129 | 183 | 39 | 121 | 29 |
| BE48 | All other accidents | 212 | 208 | 246 | 66 | 168 | 98 | 49 | 27 | 54 | 14 |
| BE49 | Suicide and self-inflicted injuries | 45 | 24 | . | . | . | . | . | . | . | . |
| BE50 | All other external causes | 90 | 9 | . | . | . | . | . | . | 14 | . |

† See definition on page 8.

living by sex and age, from principal causes, 1971

| 15— | | 25— | | 35— | | 45— | | 55— | | 65— | | 75— | | 80 and over | |
|-------|-----|-------|-----|-------|-------|-------|-------|--------|--------|--------|--------|--------|--------|-------------|---------|
| M | F | M | F | M | F | M | F | M | F | M | F | M | F | M | F |
| 1,143 | 365 | 1,189 | 606 | 2,696 | 1,767 | 7,534 | 4,262 | 21,563 | 10,843 | 52,341 | 30,453 | 97,000 | 62,872 | 195,567 | 153,029 |
| . | . | . | . | . | . | . | . | . | . | . | . | . | . | . | . |
| . | . | . | . | . | . | . | . | . | . | . | . | . | . | . | . |
| . | . | . | . | . | . | . | . | . | . | . | . | . | . | . | . |
| 8 | . | . | . | . | 12 | 25 | 23 | 56 | 25 | 175 | 16 | 250 | 53 | 103 | 57 |
| . | . | . | . | 12 | . | 25 | 23 | 28 | 12 | 66 | 16 | 166 | . | 103 | 114 |
| . | . | . | . | . | . | . | . | . | . | . | . | . | . | . | . |
| . | . | . | . | . | . | . | . | . | . | . | . | . | . | . | . |
| . | . | . | . | . | . | . | . | . | . | . | . | . | . | . | . |
| . | . | . | . | . | . | . | . | . | . | . | . | . | . | . | . |
| . | . | . | . | . | . | . | . | . | . | . | . | . | . | . | . |
| . | . | . | . | . | . | . | . | . | . | . | . | . | . | . | . |
| . | . | . | . | . | . | . | . | . | . | . | . | . | . | . | . |
| 24 | . | 11 | 22 | 37 | 24 | 37 | 12 | 56 | 38 | 22 | 49 | 83 | 106 | 103 | 171 |
| 79 | 8 | 122 | 133 | 319 | 723 | 1,623 | 1,733 | 5,042 | 3,212 | 11,182 | 6,214 | 16,000 | 9,415 | 21,856 | 14,343 |
| 39 | 8 | 34 | 44 | 49 | 35 | 50 | 12 | 142 | 76 | 306 | 194 | 583 | 160 | 515 | 400 |
| . | . | . | 44 | . | 12 | 12 | 23 | 56 | 113 | 153 | 32 | 83 | 53 | 309 | 229 |
| . | . | . | . | 49 | 12 | . | 23 | 113 | 164 | 525 | 534 | 833 | 956 | 1,546 | 857 |
| . | . | . | . | . | 12 | 12 | . | . | 22 | . | . | . | . | . | 57 |
| . | . | 11 | . | 12 | . | 12 | 12 | . | 25 | 109 | 97 | 166 | 53 | 619 | 1,257 |
| . | . | 11 | . | . | . | . | . | . | 12 | 22 | . | . | . | . | . |
| 8 | 8 | . | 44 | 61 | 95 | 173 | 129 | 324 | 554 | 306 | 696 | 583 | 798 | 412 | 1,086 |
| 8 | . | 11 | . | 49 | 12 | 99 | 35 | 282 | 176 | 656 | 422 | 1,250 | 1,011 | 2,062 | 2,686 |
| . | . | 100 | . | 968 | 142 | 3,073 | 632 | 8,817 | 2,494 | 18,993 | 8,932 | 30,167 | 17,660 | 52,371 | 37,714 |
| 16 | 8 | 22 | 22 | 25 | 24 | 124 | 35 | 296 | 290 | 2,188 | 1,165 | 5,417 | 4,734 | 21,031 | 18,686 |
| 16 | 18 | 22 | 33 | 147 | 166 | 471 | 480 | 1,873 | 1,562 | 6,433 | 6,278 | 17,167 | 14,681 | 36,289 | 34,571 |
| 8 | . | . | . | 12 | 25 | 25 | 56 | 12 | 66 | 162 | 333 | 372 | 825 | 457 | . |
| 8 | . | 34 | 11 | 37 | 24 | 186 | 105 | 423 | 264 | 1,422 | 906 | 5,500 | 2,819 | 17,835 | 12,914 |
| 8 | 18 | . | 11 | 61 | 59 | 249 | 212 | 1,633 | 416 | 4,442 | 987 | 7,417 | 1,755 | 11,031 | 3,714 |
| 8 | . | . | 11 | 61 | 24 | 87 | 23 | 198 | 38 | 328 | 97 | 667 | 426 | 1,134 | 972 |
| . | . | . | . | . | . | 12 | . | 14 | . | . | 16 | . | . | 103 | 229 |
| . | 8 | 11 | . | 12 | . | 23 | 35 | 42 | 38 | 197 | 146 | 166 | 213 | 722 | 743 |
| . | 8 | 11 | 11 | 12 | 24 | 74 | 113 | 113 | 38 | 109 | 146 | 250 | 160 | 206 | 57 |
| 8 | 8 | 11 | 11 | 12 | 12 | 50 | 12 | 141 | 62 | 219 | 129 | 333 | 266 | 619 | 286 |
| . | 8 | . | . | . | . | . | . | 14 | . | 88 | . | 917 | . | 3,196 | . |
| . | 8 | . | . | . | . | . | . | . | . | . | . | . | . | . | . |
| 24 | 34 | 45 | 33 | 12 | 24 | 12 | 12 | 28 | 25 | 22 | 16 | . | . | . | . |
| . | . | . | . | . | . | . | . | . | . | . | . | . | . | . | . |
| 8 | . | . | . | 25 | . | 12 | 12 | . | 38 | . | 16 | 250 | 160 | 619 | 800 |
| 95 | 69 | 122 | 66 | 221 | 178 | 348 | 422 | 1,112 | 932 | 3,414 | 2,395 | 6,670 | 5,319 | 16,907 | 15,486 |
| 393 | 136 | 289 | 77 | 159 | 47 | 273 | 82 | 282 | 76 | 416 | 291 | 750 | 372 | 1,340 | 286 |
| 172 | 26 | 144 | 22 | 172 | 35 | 198 | 82 | 211 | 63 | 306 | 388 | 750 | 1,277 | 3,505 | 4,800 |
| 16 | 8 | 45 | . | 49 | 47 | 136 | 70 | 113 | 50 | 44 | 65 | 166 | . | 103 | . |
| 205 | . | 144 | 11 | 135 | . | 124 | . | 56 | 38 | 66 | 32 | . | 53 | . | . |

ABSTRACT 16. Northern Ireland: Death rates by sex and age-groups, 1926, 1937, 1952-1971.

| | All ages | AGES AT DEATH | | | | | | | | | | | | 85 and over | | | | | |
|---------|----------|---------------|------|-------|-------|-------|-------|-------|-------|-------|-------|-------|-------|-------------|-------|-------|-------|-------|-------|
| | | 0-4 | 5-9 | 10-14 | 15-19 | 20-24 | 25-29 | 30-34 | 35-39 | 40-44 | 45-49 | 50-54 | 55-59 | | 60-64 | 65-69 | 70-74 | 75-79 | 80-84 |
| MALES | 1926 | 15.1 | 31.2 | 2.1 | 2.5 | 4.1 | 4.4 | 5.1 | 5.2 | 8.1 | 10.9 | 16.1 | 21.5 | 31.0 | 40.6 | 73.6 | 97.1 | 141.8 | 228.8 |
| | 1937 | 15.1 | 24.3 | 1.3 | 2.5 | 3.4 | 3.5 | 4.6 | 5.2 | 7.4 | 10.9 | 15.5 | 19.7 | 29.5 | 38.9 | 83.6 | 120.2 | 158.0 | 254.2 |
| | 1952 | 11.4 | 10.6 | 0.7 | 0.8 | 1.3 | 1.5 | 1.9 | 2.3 | 3.5 | 6.5 | 10.6 | 15.6 | 26.0 | 39.9 | 62.8 | 88.2 | 148.6 | 224.3 |
| | 1953 | 11.4 | 10.3 | 0.7 | 0.8 | 1.3 | 1.4 | 1.8 | 2.3 | 3.5 | 6.6 | 10.3 | 16.3 | 25.8 | 40.1 | 62.8 | 88.8 | 141.3 | 229.6 |
| | 1954 | 11.5 | 8.9 | 0.5 | 0.6 | 0.9 | 1.3 | 1.8 | 2.3 | 3.3 | 6.1 | 10.3 | 16.3 | 25.5 | 41.0 | 68.4 | 89.2 | 145.2 | 280.0 |
| | 1955 | 11.6 | 8.3 | 0.5 | 0.4 | 0.8 | 1.1 | 1.2 | 2.2 | 3.4 | 5.4 | 10.9 | 17.1 | 24.1 | 42.1 | 66.2 | 98.3 | 143.0 | 317.8 |
| | 1956 | 11.2 | 7.5 | 0.4 | 0.3 | 0.6 | 1.0 | 1.2 | 2.4 | 3.5 | 5.7 | 10.8 | 16.4 | 26.3 | 39.1 | 64.6 | 97.0 | 149.4 | 263.2 |
| | 1957 | 11.6 | 7.6 | 0.5 | 0.4 | 0.8 | 1.3 | 1.4 | 2.5 | 3.7 | 5.8 | 10.6 | 17.3 | 28.3 | 44.8 | 66.6 | 93.5 | 141.7 | 300.4 |
| | 1958 | 11.6 | 7.7 | 0.4 | 0.5 | 0.8 | 1.2 | 1.3 | 2.3 | 3.4 | 5.9 | 9.9 | 17.7 | 26.8 | 47.3 | 66.9 | 102.1 | 139.7 | 295.6 |
| | 1959 | 11.6 | 7.2 | 0.3 | 0.6 | 0.9 | 1.1 | 1.3 | 2.3 | 3.4 | 5.6 | 10.1 | 17.7 | 28.7 | 46.1 | 68.9 | 102.4 | 135.9 | 328.8 |
| | 1960 | 11.4 | 7.6 | 0.6 | 0.4 | 0.8 | 1.1 | 1.5 | 2.1 | 3.5 | 5.8 | 10.4 | 17.6 | 28.7 | 47.3 | 67.2 | 101.5 | 135.9 | 328.8 |
| | 1961 | 12.1 | 8.0 | 0.5 | 0.5 | 1.2 | 1.4 | 1.5 | 2.1 | 3.5 | 5.8 | 9.8 | 16.5 | 28.1 | 43.5 | 61.8 | 93.4 | 156.1 | 235.8 |
| | 1962 | 11.3 | 6.9 | 0.5 | 0.3 | 0.6 | 0.7 | 0.8 | 1.5 | 2.1 | 3.4 | 5.0 | 10.8 | 19.4 | 43.5 | 63.0 | 97.6 | 158.6 | 260.6 |
| | 1963 | 11.8 | 7.2 | 0.4 | 0.4 | 0.7 | 1.1 | 1.2 | 1.4 | 2.1 | 3.4 | 5.0 | 10.0 | 16.5 | 42.7 | 63.0 | 92.9 | 148.9 | 233.6 |
| | 1964 | 11.3 | 7.4 | 0.4 | 0.4 | 0.8 | 0.9 | 1.4 | 1.8 | 2.1 | 3.4 | 5.0 | 10.0 | 16.5 | 44.1 | 66.0 | 93.2 | 149.4 | 270.0 |
| | 1965 | 11.5 | 6.7 | 0.4 | 0.3 | 0.7 | 0.8 | 1.4 | 1.8 | 2.1 | 3.6 | 5.2 | 9.7 | 17.3 | 46.1 | 67.5 | 102.0 | 159.3 | 314.0 |
| | 1966 | 12.0 | 6.7 | 0.5 | 0.4 | 0.7 | 0.8 | 1.1 | 1.2 | 2.1 | 3.0 | 5.5 | 9.9 | 18.4 | 38.4 | 63.9 | 87.9 | 144.4 | 218.6 |
| 1967 | 12.6 | 5.9 | 0.4 | 0.4 | 0.8 | 0.9 | 1.0 | 1.4 | 2.1 | 3.0 | 5.6 | 8.4 | 16.1 | 43.6 | 66.1 | 97.8 | 152.3 | 233.7 | |
| 1968 | 11.2 | 6.0 | 0.5 | 0.4 | 0.8 | 0.9 | 1.2 | 1.4 | 2.1 | 3.0 | 5.6 | 8.4 | 16.1 | 43.9 | 68.1 | 103.5 | 143.9 | 225.7 | |
| 1969 | 11.7 | 6.2 | 0.5 | 0.4 | 0.8 | 1.0 | 1.1 | 1.3 | 2.1 | 3.7 | 6.5 | 10.3 | 17.6 | 46.9 | 70.1 | 99.1 | 145.4 | 247.6 | |
| 1970 | 11.8 | 5.9 | 0.5 | 0.5 | 1.1 | 1.1 | 1.0 | 1.4 | 2.0 | 3.5 | 9.6 | 10.3 | 17.6 | 46.9 | 70.1 | 99.1 | 145.4 | 247.6 | |
| 1971 | 11.4 | 5.6 | 0.5 | 0.4 | 1.0 | 1.3 | 1.0 | 1.4 | 2.0 | 3.4 | 9.5 | 9.5 | 15.7 | 43.6 | 64.4 | 97.0 | 152.8 | 278.5 | |
| FEMALES | 1926 | 14.9 | 24.8 | 2.1 | 3.6 | 4.8 | 5.2 | 7.1 | 6.3 | 8.9 | 10.9 | 16.0 | 20.5 | 31.2 | 38.0 | 66.8 | 87.1 | 123.0 | 188.1 |
| | 1937 | 15.0 | 21.7 | 1.7 | 2.6 | 3.7 | 3.8 | 4.7 | 4.8 | 7.7 | 9.5 | 13.3 | 19.1 | 28.1 | 43.5 | 69.3 | 110.0 | 148.5 | 247.6 |
| | 1952 | 10.1 | 7.8 | 0.5 | 0.5 | 0.9 | 1.3 | 1.5 | 2.3 | 3.2 | 4.5 | 8.0 | 10.1 | 18.0 | 28.3 | 48.7 | 72.8 | 138.2 | 196.9 |
| | 1953 | 10.4 | 7.6 | 0.4 | 0.4 | 0.5 | 0.9 | 1.4 | 2.3 | 3.2 | 4.9 | 7.2 | 9.4 | 16.9 | 30.2 | 51.1 | 70.5 | 124.2 | 209.5 |
| | 1954 | 10.4 | 6.9 | 0.3 | 0.4 | 0.7 | 0.8 | 1.5 | 2.1 | 2.8 | 4.4 | 7.3 | 10.6 | 18.0 | 27.3 | 52.4 | 72.0 | 141.1 | 244.2 |
| | 1955 | 10.6 | 7.3 | 0.4 | 0.3 | 0.5 | 0.7 | 0.9 | 1.2 | 3.0 | 4.4 | 6.7 | 10.3 | 17.5 | 30.2 | 50.5 | 78.4 | 132.6 | 275.4 |
| | 1956 | 10.1 | 6.7 | 0.3 | 0.4 | 0.5 | 0.8 | 1.3 | 1.9 | 2.6 | 3.9 | 6.2 | 9.5 | 18.1 | 27.7 | 49.1 | 74.6 | 128.9 | 251.4 |
| | 1957 | 10.1 | 6.7 | 0.3 | 0.4 | 0.5 | 0.6 | 1.1 | 2.2 | 2.7 | 4.1 | 6.2 | 9.1 | 18.0 | 28.0 | 49.7 | 69.1 | 115.2 | 278.4 |
| | 1958 | 10.3 | 6.7 | 0.4 | 0.4 | 0.3 | 0.7 | 0.9 | 1.6 | 2.7 | 3.5 | 6.7 | 9.4 | 16.8 | 26.4 | 48.9 | 76.8 | 117.0 | 260.8 |
| | 1959 | 10.3 | 6.7 | 0.4 | 0.4 | 0.3 | 0.7 | 1.0 | 1.6 | 2.5 | 4.2 | 6.6 | 9.4 | 16.3 | 27.8 | 47.2 | 79.8 | 112.3 | 293.8 |
| | 1960 | 10.2 | 6.2 | 0.3 | 0.4 | 0.4 | 0.7 | 1.0 | 1.5 | 2.6 | 4.5 | 6.5 | 9.3 | 15.4 | 25.8 | 48.6 | 78.5 | 140.0 | 231.1 |
| | 1961 | 10.5 | 6.5 | 0.3 | 0.3 | 0.4 | 0.6 | 0.8 | 1.8 | 2.2 | 3.7 | 5.9 | 8.2 | 15.4 | 26.8 | 48.3 | 78.5 | 127.3 | 211.5 |
| | 1962 | 9.9 | 6.1 | 0.3 | 0.3 | 0.4 | 0.6 | 0.8 | 1.8 | 2.2 | 3.7 | 5.9 | 8.4 | 16.0 | 25.4 | 47.1 | 69.0 | 124.7 | 223.4 |
| | 1963 | 10.2 | 6.1 | 0.3 | 0.3 | 0.4 | 0.6 | 0.9 | 1.5 | 2.4 | 4.3 | 5.7 | 9.2 | 15.1 | 23.6 | 43.7 | 70.7 | 118.8 | 233.5 |
| | 1964 | 9.8 | 5.5 | 0.3 | 0.2 | 0.3 | 0.5 | 0.8 | 1.5 | 2.4 | 4.3 | 5.7 | 9.1 | 14.7 | 21.9 | 43.7 | 72.8 | 115.8 | 223.1 |
| | 1965 | 9.8 | 5.5 | 0.3 | 0.2 | 0.3 | 0.5 | 0.8 | 1.4 | 2.3 | 3.9 | 5.9 | 8.3 | 14.6 | 24.7 | 45.1 | 75.8 | 120.2 | 254.6 |
| | 1966 | 10.3 | 5.2 | 0.3 | 0.3 | 0.4 | 0.5 | 0.6 | 1.1 | 2.3 | 3.1 | 5.1 | 7.9 | 13.8 | 22.8 | 38.9 | 64.0 | 104.1 | 181.6 |
| 1967 | 9.1 | 4.8 | 0.2 | 0.3 | 0.3 | 0.5 | 0.6 | 1.0 | 1.1 | 2.3 | 3.7 | 5.1 | 9.1 | 24.8 | 43.7 | 71.0 | 108.2 | 215.7 | |
| 1968 | 10.0 | 4.8 | 0.3 | 0.3 | 0.4 | 0.5 | 0.9 | 1.5 | 2.2 | 3.8 | 5.7 | 8.1 | 14.7 | 24.8 | 43.7 | 71.0 | 108.2 | 215.7 | |
| 1969 | 10.0 | 4.8 | 0.3 | 0.2 | 0.4 | 0.6 | 0.9 | 1.5 | 2.2 | 3.8 | 5.8 | 8.4 | 15.4 | 24.4 | 43.0 | 69.5 | 104.5 | 215.7 | |
| 1970 | 10.0 | 4.4 | 0.4 | 0.2 | 0.3 | 0.6 | 1.0 | 1.3 | 2.3 | 3.9 | 5.8 | 8.4 | 15.1 | 24.4 | 43.0 | 69.5 | 104.5 | 215.7 | |
| 1971 | 9.8 | 4.7 | 0.2 | 0.4 | 0.3 | 0.6 | 0.6 | 1.2 | 2.4 | 3.5 | 5.1 | 9.2 | 12.6 | 22.0 | 40.8 | 62.9 | 110.8 | 226.3 | |

ABSTRACT 17. Abbreviated list numbers and equivalent detailed list numbers and causes of death (8th Revision I.C.D.).

| Detailed List | Abbreviated List | CAUSE OF DEATH |
|------------------------------------|------------------|--|
| 000 | 1 | Cholera |
| 001 | 2 | Typhoid fever |
| 004-006 | 3 | Bacillary dysentery and amoebiasis |
| 008, 009 | 4 | Enteritis and other diarrhoeal diseases |
| 010-012 | 5 | Tuberculosis of respiratory system |
| 013-019 | 6 | Other tuberculosis, including late effects |
| 020 | 7 | Plague |
| 032 | 8 | Diphtheria |
| 033 | 9 | Whooping cough |
| 034 | 10 | Streptococcal sore throat and scarlet fever |
| 036 | 11 | Meningococcal infection |
| 040-043 | 12 | Acute poliomyelitis |
| 050 | 13 | Smallpox |
| 055 | 14 | Measles |
| 080-083 | 15 | Typhus and other rickettsioses |
| 084 | 16 | Malaria |
| 090-097 | 17 | Syphilis and its sequelae |
| Rem. 000-136 | 18 | All other infective and parasitic diseases |
| | | Cancer of:— |
| 151 | 19A | stomach |
| 152-154 | 19B | intestines and rectum |
| 162 | 19C | trachea, bronchus and lung |
| 174 | 19D | breast |
| 180-189 | 19E | genito-urinary organs |
| Rem. 140-200, 202, 203, 208, 209 | 19F | other sites |
| 201, 204-207 | 19G | Hodgkin's disease and leukaemia |
| 210-239 | 20 | Benign neoplasms and neoplasms of unspecified nature |
| 250 | 21 | Diabetes mellitus |
| 260-269 | 22 | Avitaminoses and other nutritional deficiency |
| 280-285 | 23 | Anaemias |
| 320 | 24 | Meningitis |
| 390-392 | 25 | Active rheumatic fever |
| 393-398 | 26 | Chronic rheumatic heart disease |
| 402, 404 | 27A | Hypertensive heart disease |
| 400, 401, 403 | 27B | Other hypertensive disease |
| Pt. of 410-414 | 28A | Ischaemic heart disease with hypertension |
| Rem. of 410-414 | 28B | Ischaemic heart disease without hypertension |
| 420-429 | 29 | Other forms of heart disease |
| Pt. of 430-438 | 30A | Cerebrovascular disease with hypertension (benign) |
| Rem. of 430-438 | 30B | Cerebrovascular disease without hypertension |
| 440-458 | 46A | Other diseases of circulatory system |
| 470-474 | 31 | Influenza |
| 480-486 | 32 | Pneumonia |
| 490-493 | 33 | Bronchitis, emphysema and asthma |
| Rem. 460-519 | 46B | Other diseases of respiratory system |
| 531-533 | 34 | Peptic ulcer |
| 540-543 | 35 | Appendicitis |
| 550-553, 560 | 36 | Intestinal obstruction and hernia |
| 571 | 37 | Cirrhosis of liver |
| Rem. 520-577 | 46C | Other diseases of digestive system |
| 580-584 | 38 | Nephritis and nephrosis |
| 600 | 39 | Hyperplasia of prostate |
| 640-645 | 40 | Abortion |
| 630-639, 650-678 | 41 | Other complications of pregnancy, childbirth and puerperium |
| 740-759 | 42 | Congenital anomalies |
| 764-768, 772, 776 | 43 | Birth injury, difficult labour and other anoxic and hypoxic conditions |
| 760-763, 769-771, 773-775, 777-779 | 44 | Other causes of perinatal mortality |
| 780-796 | 45 | Symptoms and ill-defined conditions |
| Rem. 240-738 | 46D | All other diseases |
| E810-E823 | 47 | Motor vehicle accidents |
| E800-E807, E825-E949 | 48 | All other accidents |
| E950-E959 | 49 | Suicide and self-inflicted injuries |
| E960-E999 | 50 | All other external causes |

ABSTRACT 17. Northern Ireland: Causes of death at different age-periods, 1971.

| Abbreviated List Nos. * | Total deaths | MALES | | | | | | | | | | | | FEMALES | | | | | | | | | | | |
|-------------------------|--------------|----------|--------------|-----------|------------|-------------------|-----|------|-------|-------|-------|-------|-------------|----------|--------------|-----------|------------|-------------------|-----|------|-------|-------|-------|-------|-------------|
| | | AGED | | | | | | | | | | | | AGED | | | | | | | | | | | |
| | | All ages | under 4 wks. | 1-5 mths. | 6-11 mths. | Total under 1 yr. | 1-4 | 5-14 | 15-24 | 25-44 | 45-64 | 65-74 | 75 and over | All ages | under 4 wks. | 1-5 mths. | 6-11 mths. | Total under 1 yr. | 1-4 | 5-14 | 15-24 | 25-44 | 45-64 | 65-74 | 75 and over |
| ALL CAUSES | 16,202 | 8,593 | 281 | 89 | 34 | 404 | 56 | 69 | 145 | 327 | 2,139 | 2,392 | 3,061 | 7,609 | 224 | 64 | 30 | 318 | 46 | 31 | 43 | 204 | 1,225 | 1,882 | 3,860 |
| B1 | . | . | . | . | . | . | . | . | . | . | . | . | . | . | . | . | . | . | . | . | . | . | . | . | . |
| B2 | . | . | . | . | . | . | . | . | . | . | . | . | . | . | . | . | . | . | . | . | . | . | . | . | . |
| B3 | 2 | 1 | . | . | . | . | . | . | . | . | . | . | 1 | 1 | 1 | . | . | 1 | . | . | . | . | . | . | . |
| B4 | 34 | 25 | 9 | 10 | 2 | 21 | 2 | 1 | . | . | 1 | . | . | 9 | 2 | 3 | 1 | 6 | . | . | . | 1 | . | . | 2 |
| B5 | 26 | 19 | . | . | . | . | . | . | 1 | . | 6 | 8 | 4 | 7 | . | . | . | . | . | . | . | 1 | 4 | 1 | 1 |
| B6 | 17 | 11 | . | . | . | . | . | . | . | 1 | 4 | 3 | 3 | 6 | . | . | . | . | . | . | . | . | 3 | 1 | 2 |
| B7 | . | . | . | . | . | . | . | . | . | . | . | . | . | . | . | . | . | . | . | . | . | . | . | . | . |
| B8 | . | . | . | . | . | . | . | . | . | . | . | . | . | . | . | . | . | . | . | . | . | . | . | . | . |
| B9 | 1 | . | . | . | . | . | . | . | . | . | . | . | . | 1 | . | 1 | . | 1 | . | . | . | . | . | . | . |
| B10 | . | . | . | . | . | . | . | . | . | . | . | . | . | . | . | . | . | . | . | . | . | . | . | . | . |
| B11 | 10 | 8 | . | 2 | 2 | 4 | 2 | 2 | . | . | . | . | . | 2 | . | . | . | . | 1 | 1 | . | . | . | . | . |
| B12 | . | . | . | . | . | . | . | . | . | . | . | . | . | . | . | . | . | . | . | . | . | . | . | . | . |
| B13 | . | . | . | . | . | . | . | . | . | . | . | . | . | . | . | . | . | . | . | . | . | . | . | . | . |
| B14 | 4 | 3 | . | . | 1 | 1 | 2 | . | . | . | . | . | . | 1 | . | . | 1 | 1 | . | . | . | . | . | . | . |
| B15 | . | . | . | . | . | . | . | . | . | . | . | . | . | . | . | . | . | . | . | . | . | . | . | . | . |
| B16 | . | . | . | . | . | . | . | . | . | . | . | . | . | . | . | . | . | . | . | . | . | . | . | . | . |
| B17 | 7 | 6 | . | . | . | . | . | . | . | . | 3 | 2 | 1 | 1 | . | . | . | . | . | . | . | . | . | 1 | . |
| B18 | 50 | 27 | 5 | 1 | 1 | 7 | 2 | 1 | 3 | 4 | 7 | 1 | 2 | 23 | 2 | 3 | . | 5 | 2 | . | . | 4 | 4 | 3 | 5 |
| B19A | 347 | 193 | . | . | . | . | . | . | . | 8 | 60 | 65 | 60 | 154 | . | . | . | . | . | . | . | 2 | 28 | 49 | 75 |
| B19B | 457 | 205 | . | . | . | . | . | . | 1 | 3 | 55 | 72 | 74 | 252 | . | . | . | . | . | . | . | 7 | 48 | 78 | 119 |
| B19C | 582 | 480 | . | . | . | . | . | . | . | 9 | 209 | 180 | 82 | 102 | . | . | . | . | . | . | . | 8 | 46 | 32 | 16 |
| B19D | 256 | 3 | . | . | . | . | . | . | . | . | 1 | 1 | 1 | 253 | . | . | . | . | . | . | . | 24 | 103 | 69 | 57 |
| B19E | 388 | 194 | . | . | . | . | . | . | 1 | 2 | 30 | 67 | 94 | 194 | . | . | . | . | . | . | . | 13 | 74 | 56 | 51 |
| B19F | 728 | 388 | . | 1 | . | 1 | 5 | 5 | 8 | 16 | 134 | 126 | 93 | 340 | . | . | . | . | 3 | 3 | 1 | 19 | 104 | 100 | 110 |
| B19G | 104 | 63 | . | . | 1 | 1 | 1 | 9 | 5 | 7 | 14 | 14 | 12 | 41 | . | . | . | . | 3 | 1 | 1 | 7 | 7 | 12 | 10 |
| B20 | 41 | 16 | . | . | . | . | . | . | . | . | 5 | 7 | 4 | 25 | . | . | . | . | 1 | 1 | . | 5 | 11 | 2 | 5 |
| B21 | 144 | 61 | . | . | . | . | . | . | . | 4 | 8 | 24 | 25 | 83 | . | . | . | . | . | 1 | . | 1 | 15 | 33 | 33 |

*Corresponding detailed list numbers and causes of death appear on page 161.

**ABSTRACT 17. Belfast County Borough: Causes of death at different age-periods
and Standardised Mortality Ratios, by sex, 1971.**

| Abbreviated List Nos. * | Total deaths | MALES | | | | | | | | | | | | FEMALES | | | | | | | | | | | | S.M.R.† (Northern Ireland = 100) | |
|----------------------------------|-----------------|-------------|--------------------|--------------|---------------|-------------------------|-----|------|-------|-------|-------|-------|-------------------|-------------|--------------------|--------------|---------------|-------------------------|-----|------|-------|-------|-------|-------|-------------------|---|-----|
| | | AGED | | | | | | | | | | | | AGED | | | | | | | | | | | | | |
| | | All ages | under 4 wks. | 1-5 mths. | 6-11 mths. | Total under 1 yr. | 1-4 | 5-14 | 15-24 | 25-44 | 45-64 | 65-74 | 75 and over | All ages | under 4 wks. | 1-5 mths. | 6-11 mths. | Total under 1 yr. | 1-4 | 5-14 | 15-24 | 25-44 | 45-64 | 65-74 | 75 and over | M | F |
| ALL CAUSES | 4,430 | 2,272 | 57 | 34 | 6 | 97 | 16 | 12 | 40 | 81 | 636 | 719 | 671 | 2,158 | 39 | 19 | 7 | 65 | 12 | 5 | 7 | 44 | 360 | 553 | 1,112 | 116 | 104 |
| B1 | . | . | . | . | . | . | . | . | . | . | . | . | . | . | . | . | . | . | . | . | . | . | . | . | . | . | . |
| B2 | . | . | . | . | . | . | . | . | . | . | . | . | . | . | . | . | . | . | . | . | . | . | . | . | . | . | . |
| B3 | 2 | 1 | . | . | . | . | . | . | . | . | . | . | 1 | 1 | 1 | . | 1 | . | . | . | . | . | . | . | . | . | . |
| B4 | 9 | 7 | . | 4 | 1 | 5 | 1 | 1 | . | . | . | . | . | 2 | 1 | 1 | . | 2 | . | . | . | . | . | . | . | 128 | . |
| B5 | 13 | 9 | . | . | . | . | . | . | . | . | 4 | 5 | . | 4 | . | . | . | . | . | . | . | . | 3 | 1 | . | 198 | . |
| B6 | 7 | 5 | . | . | . | . | . | . | . | . | 2 | 3 | . | 2 | . | . | . | . | . | . | . | . | 1 | 1 | . | 197 | . |
| B7 | . | . | . | . | . | . | . | . | . | . | . | . | . | . | . | . | . | . | . | . | . | . | . | . | . | . | . |
| B8 | . | . | . | . | . | . | . | . | . | . | . | . | . | . | . | . | . | . | . | . | . | . | . | . | . | . | . |
| B9 | . | . | . | . | . | . | . | . | . | . | . | . | . | . | . | . | . | . | . | . | . | . | . | . | . | . | . |
| B10 | . | . | . | . | . | . | . | . | . | . | . | . | . | . | . | . | . | . | . | . | . | . | . | . | . | . | . |
| B11 | 2 | 1 | . | . | . | . | . | 1 | . | . | . | . | . | 1 | . | . | . | 1 | . | . | . | . | . | . | . | . | . |
| B12 | . | . | . | . | . | . | . | . | . | . | . | . | . | . | . | . | . | . | . | . | . | . | . | . | . | . | . |
| B13 | . | . | . | . | . | . | . | . | . | . | . | . | . | . | . | . | . | . | . | . | . | . | . | . | . | . | . |
| B14 | . | . | . | . | . | . | . | . | . | . | . | . | . | . | . | . | . | . | . | . | . | . | . | . | . | . | . |
| B15 | . | . | . | . | . | . | . | . | . | . | . | . | . | . | . | . | . | . | . | . | . | . | . | . | . | . | . |
| B16 | . | . | . | . | . | . | . | . | . | . | . | . | . | . | . | . | . | . | . | . | . | . | . | . | . | . | . |
| B17 | 2 | 2 | . | . | . | . | . | . | . | . | 2 | . | . | . | . | . | . | . | . | . | . | . | . | . | . | . | . |
| B18 | 10 | 6 | 2 | . | 1 | 3 | . | . | 1 | 1 | 1 | . | . | 4 | . | 1 | . | 1 | . | . | . | 1 | 1 | . | . | 98 | . |
| B19A | 115 | 66 | . | . | . | . | . | . | . | 4 | 19 | 23 | 20 | 49 | . | . | . | . | . | . | . | . | 7 | 14 | 28 | 147 | 114 |
| B19B | 138 | 56 | . | . | . | . | . | . | . | 1 | 20 | 18 | 17 | 82 | . | . | . | . | . | . | . | 1 | 16 | 25 | 40 | 118 | 117 |
| B19C | 245 | 203 | . | . | . | . | . | . | . | 3 | 76 | 81 | 43 | 42 | . | . | . | . | . | . | . | 3 | 20 | 12 | 7 | 176 | 150 |
| B19D | 73 | 1 | . | . | . | . | . | . | . | . | 1 | . | . | 72 | . | . | . | . | . | . | . | 5 | 21 | 21 | 25 | . | 104 |
| B19E | 111 | 65 | . | . | . | . | . | . | 1 | 1 | 8 | 23 | 32 | 46 | . | . | . | . | . | . | . | 1 | 16 | 18 | 11 | 149 | 86 |
| B19F | 198 | 100 | . | . | . | . | 1 | 1 | . | 3 | 35 | 35 | 25 | 98 | . | . | . | . | . | . | 1 | 4 | 28 | 34 | 31 | 109 | 105 |
| B19G | 13 | 7 | . | . | 1 | 1 | 1 | . | 2 | 1 | . | 2 | . | 6 | . | . | . | . | 1 | . | . | . | . | 4 | 1 | 49 | 56 |
| B20 | 10 | 7 | . | . | . | . | . | . | . | . | 2 | 4 | 1 | 3 | . | . | . | . | . | . | . | . | 2 | . | 1 | 184 | . |
| B21 | 54 | 19 | . | . | . | . | . | . | . | 3 | 4 | 7 | 5 | 35 | . | . | . | . | . | . | . | . | 6 | 15 | 14 | 137 | 151 |

* Corresponding detailed list numbers and causes of death appear on page 161.

†No S.M.R. is shown when fewer than 5 deaths occurred.

S.M.R. for 5-19 deaths is shown in bold print.

**ABSTRACT 17. Londonderry County Borough: Causes of death at different age-periods
and Standardised Mortality Ratios, by sex, 1971.**

| Abbreviated List Nos. • | Total deaths | MALES | | | | | | | | | | | | FEMALES | | | | | | | | | | | | S.M.R.† (Northern Ireland = 100) | |
|----------------------------------|-----------------|-------------|--------------------|--------------|---------------|-------------------------|-----|------|-------|-------|-------|-------|-------------------|-------------|--------------------|--------------|---------------|-------------------------|-----|------|-------|-------|-------|-------|-------------------|---|-----|
| | | AGED | | | | | | | | | | | | AGED | | | | | | | | | | | | | |
| | | All ages | under 4 wks. | 1-5 mths. | 6-11 mths. | Total under 1 yr. | 1-4 | 5-14 | 15-24 | 25-44 | 45-64 | 65-74 | 75 and over | All ages | under 4 wks. | 1-5 mths. | 6-11 mths. | Total under 1 yr. | 1-4 | 5-14 | 15-24 | 25-44 | 45-64 | 65-74 | 75 and over | M | F |
| ALL CAUSES | 526 | 254 | 21 | 4 | 1 | 26 | 5 | 1 | 5 | 7 | 62 | 75 | 73 | 272 | 12 | 1 | . | 13 | 1 | 3 | . | 10 | 47 | 67 | 131 | 114 | 118 |
| B1 | . | . | . | . | . | . | . | . | . | . | . | . | . | . | . | . | . | . | . | . | . | . | . | . | . | . | . |
| B2 | . | . | . | . | . | . | . | . | . | . | . | . | . | . | . | . | . | . | . | . | . | . | . | . | . | . | . |
| B3 | . | . | . | . | . | . | . | . | . | . | . | . | . | . | . | . | . | . | . | . | . | . | . | . | . | . | . |
| B4 | . | . | . | . | . | . | . | . | . | . | . | . | . | . | . | . | . | . | . | . | . | . | . | . | . | . | . |
| B5 | 2 | 2 | . | . | . | . | . | . | 1 | . | 1 | . | . | . | . | . | . | . | . | . | . | . | . | . | . | . | . |
| B6 | . | . | . | . | . | . | . | . | . | . | . | . | . | . | . | . | . | . | . | . | . | . | . | . | . | . | . |
| B7 | . | . | . | . | . | . | . | . | . | . | . | . | . | . | . | . | . | . | . | . | . | . | . | . | . | . | . |
| B8 | . | . | . | . | . | . | . | . | . | . | . | . | . | . | . | . | . | . | . | . | . | . | . | . | . | . | . |
| B9 | . | . | . | . | . | . | . | . | . | . | . | . | . | . | . | . | . | . | . | . | . | . | . | . | . | . | . |
| B10 | . | . | . | . | . | . | . | . | . | . | . | . | . | . | . | . | . | . | . | . | . | . | . | . | . | . | . |
| B11 | . | . | . | . | . | . | . | . | . | . | . | . | . | . | . | . | . | . | . | . | . | . | . | . | . | . | . |
| B12 | . | . | . | . | . | . | . | . | . | . | . | . | . | . | . | . | . | . | . | . | . | . | . | . | . | . | . |
| B13 | . | . | . | . | . | . | . | . | . | . | . | . | . | . | . | . | . | . | . | . | . | . | . | . | . | . | . |
| B14 | . | . | . | . | . | . | . | . | . | . | . | . | . | . | . | . | . | . | . | . | . | . | . | . | . | . | . |
| B15 | . | . | . | . | . | . | . | . | . | . | . | . | . | . | . | . | . | . | . | . | . | . | . | . | . | . | . |
| B16 | . | . | . | . | . | . | . | . | . | . | . | . | . | . | . | . | . | . | . | . | . | . | . | . | . | . | . |
| B17 | . | . | . | . | . | . | . | . | . | . | . | . | . | . | . | . | . | . | . | . | . | . | . | . | . | . | . |
| B18 | 1 | 1 | . | . | . | . | . | . | . | 1 | . | . | . | . | . | . | . | . | . | . | . | . | . | . | . | . | . |
| B19A | 12 | 7 | . | . | . | . | . | . | . | . | 2 | 3 | 2 | 5 | . | . | . | . | . | . | . | . | . | 3 | 2 | 145 | 109 |
| B19a | 9 | 5 | . | . | . | . | . | . | . | . | . | 2 | 3 | 4 | . | . | . | . | . | . | . | . | 1 | 1 | 2 | 98 | . |
| B19c | 20 | 18 | . | . | . | . | . | . | . | . | 1 | 8 | 6 | 3 | 2 | . | . | . | . | . | . | . | 1 | 1 | . | 148 | . |
| B19D | 13 | . | . | . | . | . | . | . | . | . | . | . | . | 13 | . | . | . | . | . | . | . | 2 | 4 | 3 | 4 | . | 170 |
| B19e | 12 | 5 | . | . | . | . | . | . | . | . | 1 | 1 | 3 | 7 | . | . | . | . | . | . | . | 2 | . | 2 | 3 | 105 | 120 |
| B19f | 31 | 16 | . | . | . | . | 1 | . | 1 | 2 | 3 | 4 | 5 | 15 | . | . | . | . | 2 | . | . | 6 | 5 | 2 | . | 159 | 146 |
| B19G | 4 | 3 | . | . | . | . | . | . | . | . | . | 2 | 1 | 1 | . | . | . | . | . | . | . | . | 1 | . | . | . | . |
| B20 | 1 | . | . | . | . | . | . | . | . | . | . | . | . | 1 | . | . | . | . | . | . | . | 1 | . | . | . | . | . |
| B21 | 6 | 2 | . | . | . | . | . | . | . | . | 1 | 1 | . | 4 | . | . | . | . | . | . | . | . | 2 | . | 2 | . | . |

[illegible]

* Corresponding detailed list numbers and causes of death appear on page 161.

†No S.M.R. is shown when fewer than 5 deaths occurred.

S.M.R. for 5-19 deaths is shown in bold print.

**ABSTRACT 17. County Antrim: Causes of death at different age-periods
and Standardised Mortality Ratios, by sex, 1971.**

| Abbreviated List Nos. | Total deaths | MALES | | | | | | | | | | | | FEMALES | | | | | | | | | | | | S.M.R.† (Northern Ireland = 100) | |
|-----------------------|--------------|----------|--------------|-----------|------------|-------------------|-----|------|-------|-------|-------|-------|-------------|----------|--------------|-----------|------------|-------------------|-----|------|-------|-------|-------|-------|-------------|-------------------------------------|-----|
| | | AGED | | | | | | | | | | | | AGED | | | | | | | | | | | | M | F |
| | | All ages | under 4 wks. | 1-5 mths. | 6-11 mths. | Total under 1 yr. | 1-4 | 5-14 | 15-24 | 25-44 | 45-64 | 65-74 | 75 and over | All ages | under 4 wks. | 1-5 mths. | 6-11 mths. | Total under 1 yr. | 1-4 | 5-14 | 15-24 | 25-44 | 45-64 | 65-74 | 75 and over | | |
| ALL CAUSES | 3,152 | 1,692 | 70 | 17 | 6 | 93 | 10 | 18 | 28 | 69 | 449 | 448 | 577 | 1,460 | 41 | 7 | 8 | 56 | 8 | 5 | 12 | 59 | 239 | 340 | 741 | 94 | 94 |
| B1 | . | . | . | . | . | . | . | . | . | . | . | . | . | . | . | . | . | . | . | . | . | . | . | . | . | . | . |
| B2 | . | . | . | . | . | . | . | . | . | . | . | . | . | . | . | . | . | . | . | . | . | . | . | . | . | . | . |
| B3 | . | . | . | . | . | . | . | . | . | . | . | . | . | . | . | . | . | . | . | . | . | . | . | . | . | . | . |
| B4 | 10 | 7 | 3 | 3 | . | 6 | 1 | . | . | . | . | . | . | 3 | 1 | 1 | 1 | 3 | . | . | . | . | . | . | . | 116 | . |
| B5 | 3 | 3 | . | . | . | . | . | . | . | . | . | 2 | 1 | . | . | . | . | . | . | . | . | . | . | . | . | . | . |
| B6 | 7 | 3 | . | . | . | . | . | . | . | . | 1 | . | 2 | 4 | . | . | . | . | . | . | . | . | 2 | . | 2 | . | . |
| B7 | . | . | . | . | . | . | . | . | . | . | . | . | . | . | . | . | . | . | . | . | . | . | . | . | . | . | . |
| B8 | . | . | . | . | . | . | . | . | . | . | . | . | . | . | . | . | . | . | . | . | . | . | . | . | . | . | . |
| B9 | . | . | . | . | . | . | . | . | . | . | . | . | . | . | . | . | . | . | . | . | . | . | . | . | . | . | . |
| B10 | . | . | . | . | . | . | . | . | . | . | . | . | . | . | . | . | . | . | . | . | . | . | . | . | . | . | . |
| B11 | 2 | 2 | . | 1 | . | 1 | . | 1 | . | . | . | . | . | . | . | . | . | . | . | . | . | . | . | . | . | . | . |
| B12 | . | . | . | . | . | . | . | . | . | . | . | . | . | . | . | . | . | . | . | . | . | . | . | . | . | . | . |
| B13 | . | . | . | . | . | . | . | . | . | . | . | . | . | . | . | . | . | . | . | . | . | . | . | . | . | . | . |
| B14 | . | . | . | . | . | . | . | . | . | . | . | . | . | . | . | . | . | . | . | . | . | . | . | . | . | . | . |
| B15 | . | . | . | . | . | . | . | . | . | . | . | . | . | . | . | . | . | . | . | . | . | . | . | . | . | . | . |
| B16 | . | . | . | . | . | . | . | . | . | . | . | . | . | . | . | . | . | . | . | . | . | . | . | . | . | . | . |
| B17 | 2 | 2 | . | . | . | . | . | . | . | . | . | 1 | 1 | . | . | . | . | . | . | . | . | . | . | . | . | . | . |
| B18 | 13 | 3 | . | . | . | . | 1 | . | . | 1 | . | . | 1 | 10 | . | . | . | . | . | . | . | 3 | 2 | 1 | 4 | . | 194 |
| B19A | 56 | 24 | . | . | . | . | . | . | . | 1 | 6 | 11 | 6 | 32 | . | . | . | . | . | . | . | 1 | 5 | 12 | 14 | 59 | 103 |
| B19B | 75 | 36 | . | . | . | . | . | . | 1 | 1 | 6 | 16 | 12 | 39 | . | . | . | . | . | . | . | . | 13 | 9 | 17 | 85 | 76 |
| B19C | 116 | 90 | . | . | . | . | . | . | . | 2 | 40 | 38 | 10 | 26 | . | . | . | . | . | . | . | 4 | 11 | 8 | 3 | 89 | 122 |
| B19D | 51 | . | . | . | . | . | . | . | . | . | . | . | . | 51 | . | . | . | . | . | . | . | 6 | 24 | 12 | 9 | . | 96 |
| B19E | 90 | 38 | . | . | . | . | . | . | . | 1 | 5 | 19 | 13 | 52 | . | . | . | . | . | . | . | 5 | 21 | 12 | 14 | 96 | 129 |
| B19F | 144 | 84 | . | . | . | . | 1 | 1 | 2 | 3 | 39 | 20 | 18 | 60 | . | . | . | . | 1 | . | . | 3 | 19 | 19 | 18 | 103 | 85 |
| B19G | 31 | 13 | . | . | . | . | . | 1 | 2 | 4 | 3 | 1 | 2 | 18 | . | . | . | . | 1 | 1 | . | 5 | 5 | 3 | 3 | 94 | 204 |
| B20 | 12 | 4 | . | . | . | . | . | . | . | . | 2 | 2 | . | 8 | . | . | . | . | . | . | . | 1 | 4 | 1 | 2 | . | 145 |
| B21 | 22 | 10 | . | . | . | . | . | . | . | . | 1 | 6 | 3 | 12 | . | . | . | . | . | . | . | 1 | . | 7 | 4 | 79 | 92 |

†No S.M.R. is shown when fewer than 5 deaths occurred.

S.M.R. for 5-19 deaths is shown in bold print.

**ABSTRACT 17. County Armagh: Causes of death at different age-periods
and Standardised Mortality Ratios, by sex, 1971.**

| Abbreviated List Nos. • | Total deaths | MALES | | | | | | | | | | | | FEMALES | | | | | | | | | | | | S. M. R.† (Northern Ireland = 100) | |
|----------------------------------|-----------------|-------------|--------------------|--------------|---------------|-------------------------|-----|------|-------|-------|-------|-------|-------------------|-------------|--------------------|--------------|---------------|-------------------------|-----|------|-------|-------|-------|-------|-------------------|---|-----|
| | | AGED | | | | | | | | | | | | AGED | | | | | | | | | | | | | |
| | | All ages | under 4 wks. | 1-5 mths. | 6-11 mths. | Total under 1 yr. | 1-4 | 5-14 | 15-24 | 25-44 | 45-64 | 65-74 | 75 and over | All ages | under 4 wks. | 1-5 mths. | 6-11 mths. | Total under 1 yr. | 1-4 | 5-14 | 15-24 | 25-44 | 45-64 | 65-74 | 75 and over | M | F |
| ALL CAUSES | 1,391 | 742 | 27 | 10 | 6 | 43 | 6 | 10 | 14 | 23 | 182 | 210 | 254 | 649 | 23 | 4 | 4 | 31 | 5 | 2 | 7 | 19 | 94 | 169 | 322 | 99 | 105 |
| B1 | . | . | . | . | . | . | . | . | . | . | . | . | . | . | . | . | . | . | . | . | . | . | . | . | . | . | . |
| B2 | . | . | . | . | . | . | . | . | . | . | . | . | . | . | . | . | . | . | . | . | . | . | . | . | . | . | . |
| B3 | . | . | . | . | . | . | . | . | . | . | . | . | . | . | . | . | . | . | . | . | . | . | . | . | . | . | . |
| B4 | 9 | 7 | 4 | 3 | 7 | . | . | . | . | . | . | . | . | 2 | . | . | . | . | . | . | 1 | . | . | . | 1 | 293 | . |
| B5 | 1 | 1 | . | . | . | . | . | . | . | . | . | 1 | . | . | . | . | . | . | . | . | . | . | . | . | . | . | . |
| B6 | 1 | 1 | . | . | . | . | . | . | . | 1 | . | . | . | . | . | . | . | . | . | . | . | . | . | . | . | . | . |
| B7 | . | . | . | . | . | . | . | . | . | . | . | . | . | . | . | . | . | . | . | . | . | . | . | . | . | . | . |
| B8 | . | . | . | . | . | . | . | . | . | . | . | . | . | . | . | . | . | . | . | . | . | . | . | . | . | . | . |
| B9 | . | . | . | . | . | . | . | . | . | . | . | . | . | . | . | . | . | . | . | . | . | . | . | . | . | . | . |
| B10 | . | . | . | . | . | . | . | . | . | . | . | . | . | . | . | . | . | . | . | . | . | . | . | . | . | . | . |
| B11 | 2 | 2 | . | 1 | 1 | 2 | . | . | . | . | . | . | . | . | . | . | . | . | . | . | . | . | . | . | . | . | . |
| B12 | . | . | . | . | . | . | . | . | . | . | . | . | . | . | . | . | . | . | . | . | . | . | . | . | . | . | . |
| B13 | . | . | . | . | . | . | . | . | . | . | . | . | . | . | . | . | . | . | . | . | . | . | . | . | . | . | . |
| B14 | 3 | 3 | . | . | 1 | 1 | 2 | . | . | . | . | . | . | . | . | . | . | . | . | . | . | . | . | . | . | . | . |
| B15 | . | . | . | . | . | . | . | . | . | . | . | . | . | . | . | . | . | . | . | . | . | . | . | . | . | . | . |
| B16 | . | . | . | . | . | . | . | . | . | . | . | . | . | . | . | . | . | . | . | . | . | . | . | . | . | . | . |
| B17 | 1 | 1 | . | . | . | . | . | . | . | 1 | . | . | . | . | . | . | . | . | . | . | . | . | . | . | . | . | . |
| B18 | 4 | 3 | 1 | . | . | 1 | . | 1 | . | 1 | . | . | . | 1 | . | . | . | . | . | . | . | . | . | 1 | . | . | . |
| B19A | 26 | 17 | . | . | . | . | . | . | . | 2 | 2 | 6 | 7 | 9 | . | . | . | . | . | . | . | . | 3 | 3 | 3 | 102 | 73 |
| B19B | 29 | 11 | . | . | . | . | . | . | . | . | 3 | 3 | 5 | 18 | . | . | . | . | . | . | 3 | 3 | 6 | 6 | 6 | 62 | 89 |
| B19C | 32 | 30 | . | . | . | . | . | . | . | 1 | 18 | 6 | 5 | 2 | . | . | . | . | . | . | . | 1 | 1 | . | . | 73 | . |
| B19D | 17 | . | . | . | . | . | . | . | . | . | . | . | . | 17 | . | . | . | . | . | . | 4 | 7 | 3 | 3 | . | 83 | . |
| B19E | 30 | 20 | . | . | . | . | . | . | . | . | 6 | 6 | 8 | 10 | . | . | . | . | . | . | . | 2 | 5 | 3 | 118 | 63 | . |
| B19F | 64 | 32 | . | 1 | . | 1 | 1 | 1 | 2 | 2 | 7 | 13 | 5 | 32 | . | . | . | . | . | . | 2 | 9 | 7 | 14 | 95 | 117 | . |
| B19G | 13 | 8 | . | . | . | . | . | 4 | . | 1 | 3 | . | . | 5 | . | . | . | . | . | 1 | . | 1 | 1 | 2 | 144 | 139 | . |
| B20 | 2 | 1 | . | . | . | . | . | . | . | . | . | 1 | . | 1 | . | . | . | . | . | . | . | 1 | . | . | . | . | . |
| B21 | 16 | 8 | . | . | . | . | . | . | . | . | . | 4 | 4 | 8 | . | . | . | . | . | . | . | 3 | 1 | 4 | 150 | 111 | . |

* Corresponding detailed list numbers and causes of death appear on page 161.

†No S.M.R. is shown when fewer than 5 deaths occurred.

S.M.R. for 5-19 deaths is shown in bold print.

**ABSTRACT 17. County Down: Causes of death at different age-periods
and Standardised Mortality Ratios, by sex, 1971.**

| Abbreviated List Nos. * | Total deaths | MALES | | | | | | | | | | | | FEMALES | | | | | | | | | | | | S.M.R.† (Northern Ireland =100) | |
|----------------------------------|-----------------|-------------|--------------------|--------------|---------------|-------------------------|-----|------|-------|-------|-------|-------|-------------------|-------------|--------------------|--------------|---------------|-------------------------|-----|------|-------|-------|-------|-------|-------------------|--|-----|
| | | AGED | | | | | | | | | | | | AGED | | | | | | | | | | | | | |
| | | All ages | under 4 wks. | 1-5 mths. | 6-11 mths. | Total under 1 yr. | 1-4 | 5-14 | 15-24 | 25-44 | 45-64 | 65-74 | 75 and over | All ages | under 4 wks. | 1-5 mths. | 6-11 mths. | Total under 1 yr. | 1-4 | 5-14 | 15-24 | 25-44 | 45-64 | 65-74 | 75 and over | M | F |
| ALL CAUSES | 3,365 | 1,768 | 51 | 14 | 8 | 73 | 7 | 14 | 22 | 78 | 428 | 476 | 670 | 1,597 | 53 | 11 | 9 | 73 | 11 | 7 | 8 | 33 | 267 | 382 | 816 | 96 | 97 |
| B1 | . | . | . | . | . | . | . | . | . | . | . | . | . | . | . | . | . | . | . | . | . | . | . | . | . | . | . |
| B2 | . | . | . | . | . | . | . | . | . | . | . | . | . | . | . | . | . | . | . | . | . | . | . | . | . | . | . |
| B3 | . | . | . | . | . | . | . | . | . | . | . | . | . | . | . | . | . | . | . | . | . | . | . | . | . | . | . |
| B4 | 3 | 2 | 2 | . | 2 | . | . | . | . | . | . | . | . | 1 | . | . | . | . | . | . | . | . | . | . | 1 | . | . |
| B5 | 4 | 4 | . | . | . | . | . | . | . | . | 1 | . | 3 | . | . | . | . | . | . | . | . | . | . | . | 1 | . | . |
| B6 | 1 | 1 | . | . | . | . | . | . | . | . | . | . | 1 | . | . | . | . | . | . | . | . | . | . | . | . | . | . |
| B7 | . | . | . | . | . | . | . | . | . | . | . | . | . | . | . | . | . | . | . | . | . | . | . | . | . | . | . |
| B8 | . | . | . | . | . | . | . | . | . | . | . | . | . | . | . | . | . | . | . | . | . | . | . | . | . | . | . |
| B9 | . | . | . | . | . | . | . | . | . | . | . | . | . | . | . | . | . | . | . | . | . | . | . | . | . | . | . |
| B10 | . | . | . | . | . | . | . | . | . | . | . | . | . | . | . | . | . | . | . | . | . | . | . | . | . | . | . |
| B11 | 3 | 2 | . | . | 1 | 1 | 1 | . | . | . | . | . | . | 1 | . | . | . | . | 1 | . | . | . | . | . | . | . | . |
| B12 | . | . | . | . | . | . | . | . | . | . | . | . | . | . | . | . | . | . | . | . | . | . | . | . | . | . | . |
| B13 | . | . | . | . | . | . | . | . | . | . | . | . | . | . | . | . | . | . | . | . | . | . | . | . | . | . | . |
| B14 | . | . | . | . | . | . | . | . | . | . | . | . | . | . | . | . | . | . | . | . | . | . | . | . | . | . | . |
| B15 | . | . | . | . | . | . | . | . | . | . | . | . | . | . | . | . | . | . | . | . | . | . | . | . | . | . | . |
| B16 | . | . | . | . | . | . | . | . | . | . | . | . | . | . | . | . | . | . | . | . | . | . | . | . | . | . | . |
| B17 | 1 | . | . | . | . | . | . | . | . | . | . | . | . | 1 | . | . | . | . | . | . | . | . | . | 1 | . | . | . |
| B18 | 10 | 7 | 1 | . | 1 | . | . | . | . | 1 | 3 | 1 | 1 | 3 | . | . | . | 1 | . | . | . | . | 1 | 1 | . | 129 | . |
| B19A | 67 | 40 | . | . | . | . | . | . | . | 1 | 19 | 14 | 6 | 27 | . | . | . | . | . | . | . | 8 | 6 | 13 | 96 | 80 | |
| B19B | 110 | 49 | . | . | . | . | . | . | . | 1 | 11 | 18 | 19 | 61 | . | . | . | . | . | . | . | 1 | 9 | 19 | 32 | 112 | 111 |
| B19C | 112 | 90 | . | . | . | . | . | . | . | 2 | 44 | 29 | 15 | 22 | . | . | . | . | . | . | . | 10 | 8 | 4 | 88 | 100 | . |
| B19D | 59 | 2 | . | . | . | . | . | . | . | . | . | 1 | 1 | 57 | . | . | . | . | . | . | . | 5 | 28 | 17 | 7 | . | 104 |
| B19E | 80 | 35 | . | . | . | . | . | . | . | . | 8 | 11 | 16 | 45 | . | . | . | . | . | . | . | 1 | 21 | 9 | 14 | 83 | 107 |
| B19F | 150 | 81 | . | . | . | . | . | . | 2 | 5 | 27 | 25 | 22 | 69 | . | . | . | . | . | . | . | 6 | 19 | 18 | 26 | 97 | 94 |
| B19G | 19 | 16 | . | . | . | . | . | 3 | 1 | 1 | 5 | 2 | 4 | 3 | . | . | . | . | . | . | . | 1 | . | 2 | 121 | . | . |
| B20 | 6 | 2 | . | . | . | . | . | . | . | . | 1 | . | 1 | 4 | . | . | . | . | . | . | . | 1 | 1 | 1 | 1 | . | . |
| B21 | 19 | 9 | . | . | . | . | . | . | . | . | 1 | 3 | 5 | 10 | . | . | . | . | 1 | . | . | 1 | 5 | 3 | 68 | 55 | . |

[illegible]

* Corresponding detailed list numbers and causes of death appear on page 161.

†No S.M.R. is shown when fewer than 5 deaths occurred.

S.M.R. for 5-19 deaths is shown in bold print.

**ABSTRACT 17. County Fermanagh: Causes of death at different age-periods
and Standardised Mortality Ratios, by sex, 1971.**

| Abbreviated List Nos. | Total deaths | MALES | | | | | | | | | | | | FEMALES | | | | | | | | | | | | S.M.R.† Northern Ireland =100 | |
|-----------------------------|-----------------|-------------|--------------------|--------------|---------------|-------------------------|-----|------|-------|-------|-------|-------|-------------------|-------------|--------------------|--------------|---------------|-------------------------|-----|------|-------|-------|-------|-------|-------------------|--|-----|
| | | AGED | | | | | | | | | | | | AGED | | | | | | | | | | | | | |
| | | All ages | under 4 wks. | 1-5 mths. | 6-11 mths. | Total under 1 yr. | 1-4 | 5-14 | 15-24 | 25-44 | 45-64 | 65-74 | 75 and over | All ages | under 4 wks. | 1-5 mths. | 6-11 mths. | Total under 1 yr. | 1-4 | 5-14 | 15-24 | 25-44 | 45-64 | 65-74 | 75 and over | M | F |
| ALL CAUSES | 610 | 353 | 10 | 2 | . | 12 | 3 | 2 | 4 | 9 | 62 | 95 | 166 | 257 | 4 | 4 | . | 8 | 1 | 2 | 1 | 16 | 38 | 55 | 136 | 91 | 99 |
| B1 | . | . | . | . | . | . | . | . | . | . | . | . | . | . | . | . | . | . | . | . | . | . | . | . | . | . | . |
| B2 | . | . | . | . | . | . | . | . | . | . | . | . | . | . | . | . | . | . | . | . | . | . | . | . | . | . | . |
| B3 | . | . | . | . | . | . | . | . | . | . | . | . | . | . | . | . | . | . | . | . | . | . | . | . | . | . | . |
| B4 | . | . | . | . | . | . | . | . | . | . | . | . | . | . | . | . | . | . | . | . | . | . | . | . | . | . | . |
| B5 | . | . | . | . | . | . | . | . | . | . | . | . | . | . | . | . | . | . | . | . | . | . | . | . | . | . | . |
| B6 | . | . | . | . | . | . | . | . | . | . | . | . | . | . | . | . | . | . | . | . | . | . | . | . | . | . | . |
| B7 | . | . | . | . | . | . | . | . | . | . | . | . | . | . | . | . | . | . | . | . | . | . | . | . | . | . | . |
| B8 | . | . | . | . | . | . | . | . | . | . | . | . | . | . | . | . | . | . | . | . | . | . | . | . | . | . | . |
| B9 | . | . | . | . | . | . | . | . | . | . | . | . | . | . | . | . | . | . | . | . | . | . | . | . | . | . | . |
| B10 | . | . | . | . | . | . | . | . | . | . | . | . | . | . | . | . | . | . | . | . | . | . | . | . | . | . | . |
| B11 | . | . | . | . | . | . | . | . | . | . | . | . | . | . | . | . | . | . | . | . | . | . | . | . | . | . | . |
| B12 | . | . | . | . | . | . | . | . | . | . | . | . | . | . | . | . | . | . | . | . | . | . | . | . | . | . | . |
| B13 | . | . | . | . | . | . | . | . | . | . | . | . | . | . | . | . | . | . | . | . | . | . | . | . | . | . | . |
| B14 | . | . | . | . | . | . | . | . | . | . | . | . | . | . | . | . | . | . | . | . | . | . | . | . | . | . | . |
| B15 | . | . | . | . | . | . | . | . | . | . | . | . | . | . | . | . | . | . | . | . | . | . | . | . | . | . | . |
| B16 | . | . | . | . | . | . | . | . | . | . | . | . | . | . | . | . | . | . | . | . | . | . | . | . | . | . | . |
| B17 | . | . | . | . | . | . | . | . | . | . | . | . | . | . | . | . | . | . | . | . | . | . | . | . | . | . | . |
| B18 | 5 | 4 | 1 | 1 | . | 2 | 1 | . | 1 | . | . | . | . | 1 | . | 1 | . | 1 | . | . | . | . | . | . | . | . | . |
| B19A | 17 | 11 | . | . | . | . | . | . | . | . | 6 | 1 | 4 | 6 | . | . | . | . | . | . | . | 1 | 1 | . | 4 | 126 | 114 |
| B19B | 20 | 13 | . | . | . | . | . | . | . | . | 3 | 4 | 6 | 7 | . | . | . | . | . | . | . | 1 | 1 | 2 | 3 | 137 | 82 |
| B19C | 9 | 8 | . | . | . | . | . | . | . | . | 4 | 4 | . | 1 | . | . | . | . | . | . | . | . | . | . | 1 | 38 | . |
| B19D | 11 | . | . | . | . | . | . | . | . | . | . | . | . | 11 | . | . | . | . | . | . | . | 2 | 4 | 2 | 3 | . | 133 |
| B19E | 7 | 2 | . | . | . | . | . | . | . | . | . | . | 2 | 5 | . | . | . | . | . | . | . | 3 | 1 | . | 1 | . | 78 |
| B19F | 25 | 13 | . | . | . | . | . | . | . | . | 3 | 6 | 4 | 12 | . | . | . | . | . | . | . | 3 | 5 | 2 | 2 | 79 | 107 |
| B19G | 7 | 5 | . | . | . | . | . | . | . | . | 2 | 1 | 2 | 2 | . | . | . | . | . | . | . | 1 | 1 | . | . | 179 | . |
| B20 | 4 | 1 | . | . | . | . | . | . | . | . | . | . | 1 | 3 | . | . | . | . | 1 | . | . | 1 | . | . | 1 | . | . |
| B21 | 8 | 3 | . | . | . | . | . | . | . | . | . | 1 | 2 | 5 | . | . | . | . | . | . | . | 2 | 2 | 1 | . | . | 180 |

[illegible]

* Corresponding detailed list numbers and causes of death appear on page 161.

†No S.M.R. is shown when fewer than 5 deaths occurred.

S.M.R. for 5-19 deaths is shown in bold print.

**ABSTRACT 17. County Londonderry†: Causes of death at different age-periods
and Standardised Mortality Ratios, by sex, 1971.**

| Abbreviated List Nos. | Total deaths | MALES | | | | | | | | | | | | FEMALES | | | | | | | | | | | | S.R.M.† (Northern Ireland = 100) | |
|-----------------------|--------------|----------|--------------|-----------|------------|-------------------|-----|------|-------|-------|-------|-------|-------------|----------|--------------|-----------|------------|-------------------|-----|------|-------|-------|-------|-------|-------------|-------------------------------------|-----|
| | | AGED | | | | | | | | | | | | AGED | | | | | | | | | | | | M | F |
| | | All ages | under 4 wks. | 1-5 mths. | 6-11 mths. | Total under 1 yr. | 1-4 | 5-14 | 15-24 | 25-44 | 45-64 | 65-74 | 75 and over | All ages | under 4 wks. | 1-5 mths. | 6-11 mths. | Total under 1 yr. | 1-4 | 5-14 | 15-24 | 25-44 | 45-64 | 65-74 | 75 and over | | |
| ALL CAUSES | 1,220 | 663 | 17 | 2 | 2 | 21 | 5 | 6 | 19 | 29 | 151 | 162 | 270 | 557 | 21 | 7 | 2 | 30 | 5 | 4 | 5 | 9 | 69 | 149 | 286 | 91 | 96 |
| B1 | . | . | . | . | . | . | . | . | . | . | . | . | . | . | . | . | . | . | . | . | . | . | . | . | . | . | . |
| B2 | . | . | . | . | . | . | . | . | . | . | . | . | . | . | . | . | . | . | . | . | . | . | . | . | . | . | . |
| B3 | . | . | . | . | . | . | . | . | . | . | . | . | . | . | . | . | . | . | . | . | . | . | . | . | . | . | . |
| B4 | 1 | 1 | . | . | . | . | . | . | . | . | 1 | . | . | . | . | . | . | . | . | . | . | . | . | . | . | . | . |
| B5 | 1 | . | . | . | . | . | . | . | . | . | . | . | . | 1 | . | . | . | . | . | . | . | 1 | . | . | . | . | . |
| B6 | . | . | . | . | . | . | . | . | . | . | . | . | . | . | . | . | . | . | . | . | . | . | . | . | . | . | . |
| B7 | . | . | . | . | . | . | . | . | . | . | . | . | . | . | . | . | . | . | . | . | . | . | . | . | . | . | . |
| B8 | . | . | . | . | . | . | . | . | . | . | . | . | . | . | . | . | . | . | . | . | . | . | . | . | . | . | . |
| B9 | 1 | . | . | . | . | . | . | . | . | . | . | . | . | 1 | . | 1 | . | 1 | . | . | . | . | . | . | . | . | . |
| B10 | . | . | . | . | . | . | . | . | . | . | . | . | . | . | . | . | . | . | . | . | . | . | . | . | . | . | . |
| B11 | . | . | . | . | . | . | . | . | . | . | . | . | . | . | . | . | . | . | . | . | . | . | . | . | . | . | . |
| B12 | . | . | . | . | . | . | . | . | . | . | . | . | . | . | . | . | . | . | . | . | . | . | . | . | . | . | . |
| B13 | . | . | . | . | . | . | . | . | . | . | . | . | . | . | . | . | . | . | . | . | . | . | . | . | . | . | . |
| B14 | 1 | . | . | . | . | . | . | . | . | . | . | . | . | 1 | . | . | 1 | 1 | . | . | . | . | . | . | . | . | . |
| B15 | . | . | . | . | . | . | . | . | . | . | . | . | . | . | . | . | . | . | . | . | . | . | . | . | . | . | . |
| B16 | . | . | . | . | . | . | . | . | . | . | . | . | . | . | . | . | . | . | . | . | . | . | . | . | . | . | . |
| B17 | 1 | 1 | . | . | . | . | . | . | . | . | . | 1 | . | . | . | . | . | . | . | . | . | . | . | . | . | . | . |
| B18 | 4 | 1 | . | . | . | . | . | . | 1 | . | . | . | . | 3 | 2 | 1 | . | 3 | . | . | . | . | . | . | . | . | . |
| B19A | 32 | 19 | . | . | . | . | . | . | . | . | 3 | 5 | 11 | 13 | . | . | . | . | . | . | . | . | 1 | 5 | 7 | 119 | 113 |
| B19B | 40 | 17 | . | . | . | . | . | . | . | . | 5 | 7 | 5 | 23 | . | . | . | . | . | . | . | . | 2 | 8 | 13 | 99 | 122 |
| B19C | 21 | 18 | . | . | . | . | . | . | . | . | 8 | 7 | 3 | 3 | . | . | . | . | . | . | . | . | 2 | . | 1 | 46 | . |
| B19D | 15 | . | . | . | . | . | . | . | . | . | . | . | . | 15 | . | . | . | . | . | . | . | . | 6 | 6 | 3 | . | 79 |
| B19E | 23 | 13 | . | . | . | . | . | . | . | . | . | 3 | 10 | 10 | . | . | . | . | . | . | . | . | 5 | 3 | 2 | 79 | 69 |
| B19F | 53 | 32 | . | . | . | . | 1 | . | . | 1 | 10 | 12 | 8 | 21 | . | . | . | . | 1 | 1 | . | . | 8 | 7 | 4 | 99 | 82 |
| B19G | 10 | 5 | . | . | . | . | . | . | . | . | . | 4 | 1 | 5 | . | . | . | . | 1 | . | . | . | . | 2 | 2 | 93 | 152 |
| B20 | 3 | 1 | . | . | . | . | . | . | . | . | . | . | 1 | 2 | . | . | . | . | . | 1 | . | 1 | . | . | . | . | . |
| B21 | 10 | 6 | . | . | . | . | . | . | . | . | 1 | 2 | 3 | 4 | . | . | . | . | . | . | . | . | . | 2 | 2 | 117 | . |

* Corresponding detailed list numbers and causes of death appear on page 161.

† Excluding County Borough.

†No S.M.R. is shown when fewer than 5 deaths occurred.

S.M.R. for 5-19 deaths is shown in bold print.

**ABSTRACT 17. County Tyrone: Causes of death at different age-periods
and Standardised Mortality Ratios, by sex, 1971.**

| Abbreviated List Nos. • | Total deaths | MALES | | | | | | | | | | | | FEMALES | | | | | | | | | | | | S.M.R.† Northern Ireland = 100 | |
|----------------------------------|-----------------|-------------|--------------------|--------------|---------------|-------------------------|-----|------|-------|-------|-------|-------|-------------------|-------------|--------------------|--------------|---------------|-------------------------|-----|------|-------|-------|-------|-------|-------------------|---|-----|
| | | AGED | | | | | | | | | | | | AGED | | | | | | | | | | | | | |
| | | All ages | under 4 wks. | 1-5 mths. | 6-11 mths. | Total under 1 yr. | 1-4 | 5-14 | 15-24 | 25-44 | 45-64 | 65-74 | 75 and over | All ages | under 4 wks. | 1-5 mths. | 6-11 mths. | Total under 1 yr. | 1-4 | 5-14 | 15-24 | 25-44 | 45-64 | 65-74 | 75 and over | M | F |
| ALL CAUSES | 1,508 | 849 | 28 | 6 | 5 | 39 | 4 | 6 | 13 | 31 | 169 | 207 | 380 | 659 | 31 | 11 | . | 42 | 3 | 3 | 3 | 14 | 111 | 167 | 316 | 95 | 104 |
| B1 | . | . | . | . | . | . | . | . | . | . | . | . | . | . | . | . | . | . | . | . | . | . | . | . | . | . | . |
| B2 | . | . | . | . | . | . | . | . | . | . | . | . | . | . | . | . | . | . | . | . | . | . | . | . | . | . | . |
| B3 | . | . | . | . | . | . | . | . | . | . | . | . | . | . | . | . | . | . | . | . | . | . | . | . | . | . | . |
| B4 | 2 | 1 | . | . | 1 | 1 | . | . | . | . | . | . | . | 1 | . | 1 | . | 1 | . | . | . | . | . | . | . | . | . |
| B5 | 2 | . | . | . | . | . | . | . | . | . | . | . | . | 2 | . | . | . | . | . | . | . | 1 | . | 1 | . | . | . |
| B6 | 1 | 1 | . | . | . | . | . | . | . | 1 | . | . | . | . | . | . | . | . | . | . | . | . | . | . | . | . | . |
| B7 | . | . | . | . | . | . | . | . | . | . | . | . | . | . | . | . | . | . | . | . | . | . | . | . | . | . | . |
| B8 | . | . | . | . | . | . | . | . | . | . | . | . | . | . | . | . | . | . | . | . | . | . | . | . | . | . | . |
| B9 | . | . | . | . | . | . | . | . | . | . | . | . | . | . | . | . | . | . | . | . | . | . | . | . | . | . | . |
| B10 | . | . | . | . | . | . | . | . | . | . | . | . | . | . | . | . | . | . | . | . | . | . | . | . | . | . | . |
| B11 | 1 | 1 | . | . | . | . | 1 | . | . | . | . | . | . | . | . | . | . | . | . | . | . | . | . | . | . | . | . |
| B12 | . | . | . | . | . | . | . | . | . | . | . | . | . | . | . | . | . | . | . | . | . | . | . | . | . | . | . |
| B13 | . | . | . | . | . | . | . | . | . | . | . | . | . | . | . | . | . | . | . | . | . | . | . | . | . | . | . |
| B14 | . | . | . | . | . | . | . | . | . | . | . | . | . | . | . | . | . | . | . | . | . | . | . | . | . | . | . |
| B15 | . | . | . | . | . | . | . | . | . | . | . | . | . | . | . | . | . | . | . | . | . | . | . | . | . | . | . |
| B16 | . | . | . | . | . | . | . | . | . | . | . | . | . | . | . | . | . | . | . | . | . | . | . | . | . | . | . |
| B17 | . | . | . | . | . | . | . | . | . | . | . | . | . | . | . | . | . | . | . | . | . | . | . | . | . | . | . |
| B18 | 3 | 2 | . | . | . | . | . | . | . | . | 2 | . | . | 1 | . | . | . | . | . | . | . | . | . | 1 | . | . | . |
| B19A | 22 | 9 | . | . | . | . | . | . | . | . | 3 | 2 | 4 | 13 | . | . | . | . | . | . | . | 3 | 6 | 4 | 46 | 102 | . |
| B19B | 36 | 18 | . | . | . | . | . | . | . | . | 7 | 4 | 7 | 18 | . | . | . | . | . | . | . | 1 | 3 | 8 | 6 | 84 | 86 |
| B19C | 27 | 23 | . | . | . | . | . | . | . | . | 11 | 9 | 3 | 4 | . | . | . | . | . | . | . | 1 | 1 | 2 | . | 49 | . |
| B19D | 17 | . | . | . | . | . | . | . | . | . | . | . | . | 17 | . | . | . | . | . | . | . | 9 | 5 | 3 | . | 82 | . |
| B19E | 35 | 16 | . | . | . | . | . | . | . | . | 2 | 4 | 10 | 19 | . | . | . | . | . | . | . | 1 | 8 | 7 | 3 | 77 | 119 |
| B19F | 63 | 30 | . | . | . | . | . | 2 | 1 | . | 10 | 11 | 6 | 33 | . | . | . | . | 1 | . | . | 1 | 10 | 8 | 13 | 77 | 117 |
| B19G | 7 | 6 | . | . | . | . | . | 1 | . | . | 1 | 2 | 2 | 1 | . | . | . | . | . | . | . | . | 1 | . | . | 96 | . |
| B20 | 3 | . | . | . | . | . | . | . | . | . | . | . | . | 3 | . | . | . | . | . | . | . | 3 | . | . | . | . | . |
| B21 | 9 | 4 | . | . | . | . | . | . | . | 1 | . | . | 3 | 5 | . | . | . | . | . | . | . | 1 | 1 | 3 | . | . | 73 |

* Corresponding detailed list numbers and causes of death appear on page 161.

†No S.M.R. is shown when fewer than 5 deaths occurred.

S.M.R. for 5-19 deaths is shown in bold print.

ABSTRACT 17. All urban areas (Excluding Belfast and Londonderry County Boroughs): Causes of death at different age-periods and Standardised Mortality Ratios, by sex, 1971.

| Abbreviated List Nos. | Total deaths | MALES | | | | | | | | | | | | FEMALES | | | | | | | | | | | | S.M.R.† (Northern Ireland = 100) | |
|-----------------------|--------------|----------|--------------|-----------|------------|-------------------|-----|------|-------|-------|-------|-------|-------------|----------|--------------|-----------|------------|-------------------|-----|------|-------|-------|-------|-------|-------------|-------------------------------------|-----|
| | | AGED | | | | | | | | | | | | AGED | | | | | | | | | | | | M | F |
| | | All ages | under 4 wks. | 1-5 mths. | 6-11 mths. | Total under 1 yr. | 1-4 | 5-14 | 15-24 | 25-44 | 45-64 | 65-74 | 75 and over | All ages | under 4 wks. | 1-5 mths. | 6-11 mths. | Total under 1 yr. | 1-4 | 5-14 | 15-24 | 25-44 | 45-64 | 65-74 | 75 and over | | |
| ALL CAUSES | 4,356 | 2,250 | 92 | 25 | 11 | 128 | 19 | 23 | 27 | 95 | 566 | 605 | 787 | 2,106 | 73 | 19 | 10 | 102 | 15 | 9 | 14 | 62 | 326 | 536 | 1,042 | 97 | 100 |
| B1 | . | . | . | . | . | . | . | . | . | . | . | . | . | . | . | . | . | . | . | . | . | . | . | . | . | . | . |
| B2 | . | . | . | . | . | . | . | . | . | . | . | . | . | . | . | . | . | . | . | . | . | . | . | . | . | . | . |
| B3 | . | . | . | . | . | . | . | . | . | . | . | . | . | . | . | . | . | . | . | . | . | . | . | . | . | . | . |
| B4 | 10 | 9 | 5 | 4 | . | 9 | . | . | . | . | . | . | . | 1 | . | . | 1 | 1 | . | . | . | . | . | . | . | 117 | . |
| B5 | 8 | 6 | . | . | . | . | . | . | . | . | . | 3 | 3 | 2 | . | . | . | . | . | . | . | 1 | . | . | 1 | 119 | . |
| B6 | 2 | . | . | . | . | . | . | . | . | . | . | . | . | 2 | . | . | . | . | . | . | . | . | 2 | . | . | . | . |
| B7 | . | . | . | . | . | . | . | . | . | . | . | . | . | . | . | . | . | . | . | . | . | . | . | . | . | . | . |
| B8 | . | . | . | . | . | . | . | . | . | . | . | . | . | . | . | . | . | . | . | . | . | . | . | . | . | . | . |
| B9 | . | . | . | . | . | . | . | . | . | . | . | . | . | . | . | . | . | . | . | . | . | . | . | . | . | . | . |
| B10 | . | . | . | . | . | . | . | . | . | . | . | . | . | . | . | . | . | . | . | . | . | . | . | . | . | . | . |
| B11 | 5 | 5 | . | 1 | 2 | 3 | 1 | 1 | . | . | . | . | . | . | . | . | . | . | . | . | . | . | . | . | . | 207 | . |
| B12 | . | . | . | . | . | . | . | . | . | . | . | . | . | . | . | . | . | . | . | . | . | . | . | . | . | . | . |
| B13 | . | . | . | . | . | . | . | . | . | . | . | . | . | . | . | . | . | . | . | . | . | . | . | . | . | . | . |
| B14 | 2 | 2 | . | . | . | . | 2 | . | . | . | . | . | . | . | . | . | . | . | . | . | . | . | . | . | . | . | . |
| B15 | . | . | . | . | . | . | . | . | . | . | . | . | . | . | . | . | . | . | . | . | . | . | . | . | . | . | . |
| B16 | . | . | . | . | . | . | . | . | . | . | . | . | . | . | . | . | . | . | . | . | . | . | . | . | . | . | . |
| B17 | 3 | 2 | . | . | . | . | . | . | . | . | . | 2 | . | 1 | . | . | . | . | . | . | . | . | . | 1 | . | . | . |
| B18 | 17 | 6 | . | . | . | . | 1 | 1 | 1 | 1 | 1 | . | 1 | 11 | . | 1 | . | 1 | 1 | . | . | 3 | 1 | 1 | 4 | 78 | 168 |
| B19A | 80 | 43 | . | . | . | . | . | . | . | 3 | 13 | 11 | 16 | 37 | . | . | . | . | . | . | . | 1 | 5 | 15 | 16 | 83 | 87 |
| B19B | 118 | 52 | . | . | . | . | . | . | . | 1 | 12 | 18 | 21 | 66 | . | . | . | . | . | . | . | 4 | 10 | 23 | 29 | 95 | 95 |
| B19C | 140 | 112 | . | . | . | . | . | . | . | 3 | 51 | 42 | 16 | 28 | . | . | . | . | . | . | . | 2 | 11 | 12 | 3 | 87 | 100 |
| B19D | 77 | . | . | . | . | . | . | . | . | . | . | . | . | 77 | . | . | . | . | . | . | . | 6 | 39 | 16 | 16 | . | 110 |
| B19E | 112 | 47 | . | . | . | . | . | . | . | . | 9 | 18 | 20 | 65 | . | . | . | . | . | . | . | 4 | 26 | 17 | 18 | 91 | 122 |
| B19F | 202 | 111 | . | . | . | . | 2 | 3 | 4 | 5 | 41 | 34 | 22 | 91 | . | . | . | . | 2 | 1 | . | 5 | 22 | 28 | 33 | 107 | 97 |
| B19G | 37 | 17 | . | . | . | . | . | 3 | 2 | 2 | 5 | 4 | 1 | 20 | . | . | . | . | 1 | . | 1 | 2 | 4 | 5 | 7 | 99 | 175 |
| B20 | 13 | 3 | . | . | . | . | . | . | . | . | 1 | 2 | . | 10 | . | . | . | . | 1 | 1 | . | 2 | 3 | 2 | 1 | . | 142 |
| B21 | 30 | 12 | . | . | . | . | . | . | . | . | . | 4 | 8 | 18 | . | . | . | . | . | 1 | . | 1 | 2 | 6 | 8 | 73 | 79 |

†No S.M.R. is shown when fewer than 5 deaths occurred.

S.M.R. for 5-19 deaths is shown in bold print.

**ABSTRACT 17. All rural areas: Causes of death at different age-periods
and Standardised Mortality Ratios, by sex, 1971.**

| Abbreviated List Nos. * | Total deaths | MALES | | | | | | | | | | | | FEMALES | | | | | | | | | | | | S.R.M.† (Northern Ireland = 100) | |
|-------------------------|--------------|----------|--------------|-----------|------------|-------------------|-----|------|-------|-------|-------|-------|-------------|----------|--------------|-----------|------------|-------------------|-----|------|-------|-------|-------|-------|-------------|-------------------------------------|-----|
| | | AGED | | | | | | | | | | | | AGED | | | | | | | | | | | | | |
| | | All ages | under 4 wks. | 1-5 mths. | 6-11 mths. | Total under 1 yr. | 1-4 | 5-14 | 15-24 | 25-44 | 45-64 | 65-74 | 75 and over | All ages | under 4 wks. | 1-5 mths. | 6-11 mths. | Total under 1 yr. | 1-4 | 5-14 | 15-24 | 25-44 | 45-64 | 65-74 | 75 and over | M | F |
| ALL CAUSES | 6,890 | 3,817 | 111 | 26 | 16 | 153 | 16 | 33 | 73 | 144 | 875 | 993 | 1,530 | 3,073 | 100 | 25 | 13 | 138 | 18 | 14 | 22 | 88 | 492 | 726 | 1,575 | 93 | 96 |
| B1 | . | . | . | . | . | . | . | . | . | . | . | . | . | . | . | . | . | . | . | . | . | . | . | . | . | . | . |
| B2 | . | . | . | . | . | . | . | . | . | . | . | . | . | . | . | . | . | . | . | . | . | . | . | . | . | . | . |
| B3 | . | . | . | . | . | . | . | . | . | . | . | . | . | . | . | . | . | . | . | . | . | . | . | . | . | . | . |
| B4 | 15 | 9 | 4 | 2 | 1 | 7 | 1 | . | . | . | . | 1 | . | 6 | 1 | 2 | . | 3 | . | . | . | 1 | . | . | 2 | 82 | 152 |
| B5 | 3 | 2 | . | . | . | . | . | . | . | . | . | 1 | . | 1 | . | . | . | . | . | . | . | 1 | . | . | . | . | . |
| B6 | 8 | 6 | . | . | . | . | . | . | . | 1 | 2 | . | 3 | 2 | . | . | . | . | . | . | . | . | . | . | 2 | 116 | . |
| B7 | . | . | . | . | . | . | . | . | . | . | . | . | . | . | . | . | . | . | . | . | . | . | . | . | . | . | . |
| B8 | . | . | . | . | . | . | . | . | . | . | . | . | . | . | . | . | . | . | . | . | . | . | . | . | . | . | . |
| B9 | 1 | . | . | . | . | . | . | . | . | . | . | . | . | 1 | . | 1 | . | 1 | . | . | . | . | . | . | . | . | . |
| B10 | . | . | . | . | . | . | . | . | . | . | . | . | . | . | . | . | . | . | . | . | . | . | . | . | . | . | . |
| B11 | 3 | 2 | . | 1 | . | 1 | 1 | . | . | . | . | . | . | 1 | . | . | . | . | . | 1 | . | . | . | . | . | . | . |
| B12 | . | . | . | . | . | . | . | . | . | . | . | . | . | . | . | . | . | . | . | . | . | . | . | . | . | . | . |
| B13 | . | . | . | . | . | . | . | . | . | . | . | . | . | . | . | . | . | . | . | . | . | . | . | . | . | . | . |
| B14 | 2 | 1 | . | . | 1 | 1 | . | . | . | . | . | . | . | 1 | . | . | 1 | 1 | . | . | . | . | . | . | . | . | . |
| B15 | . | . | . | . | . | . | . | . | . | . | . | . | . | . | . | . | . | . | . | . | . | . | . | . | . | . | . |
| B16 | . | . | . | . | . | . | . | . | . | . | . | . | . | . | . | . | . | . | . | . | . | . | . | . | . | . | . |
| B17 | 2 | 2 | . | . | . | . | . | . | . | . | 1 | . | 1 | . | . | . | . | . | . | . | . | . | . | . | . | . | . |
| B18 | 22 | 14 | 3 | 1 | . | 4 | 1 | . | 1 | 1 | 5 | 1 | 1 | 8 | 2 | 1 | . | 3 | . | . | . | . | 2 | 2 | 1 | 114 | 80 |
| B19A | 140 | 77 | . | . | . | . | . | . | . | 1 | 26 | 28 | 22 | 63 | . | . | . | . | . | . | . | 1 | 16 | 17 | 29 | 84 | 98 |
| B19B | 192 | 92 | . | . | . | . | . | . | 1 | 1 | 23 | 34 | 33 | 100 | . | . | . | . | . | . | . | 2 | 21 | 29 | 48 | 94 | 95 |
| B19C | 177 | 147 | . | . | . | . | . | . | . | . | 2 | 74 | 51 | 20 | 30 | . | . | . | . | . | . | 3 | 14 | 7 | 6 | 65 | 70 |
| B19D | 93 | 2 | . | . | . | . | . | . | . | . | . | 1 | 1 | 91 | . | . | . | . | . | . | . | 11 | 39 | 29 | 12 | . | 85 |
| B19E | 153 | 77 | . | . | . | . | . | . | . | 1 | 12 | 25 | 39 | 76 | . | . | . | . | . | . | . | 6 | 32 | 19 | 19 | 82 | 93 |
| B19F | 297 | 161 | . | 1 | . | 1 | 1 | 1 | 3 | 6 | 55 | 53 | 41 | 136 | . | . | . | . | 1 | . | . | 10 | 48 | 33 | 44 | 88 | 95 |
| B19G | 50 | 36 | . | . | . | . | . | 6 | 1 | 4 | 9 | 6 | 10 | 14 | . | . | . | . | 1 | 1 | . | 5 | 3 | 2 | 2 | 122 | 80 |
| B20 | 17 | 6 | . | . | . | . | . | . | . | . | 2 | 1 | 3 | 11 | . | . | . | . | . | . | . | 2 | 6 | . | 3 | 79 | 103 |
| B21 | 54 | 28 | . | . | . | . | . | . | . | 1 | 3 | 12 | 12 | 26 | . | . | . | . | . | . | . | 5 | 12 | 9 | 96 | 75 | 75 |

* Corresponding detailed list numbers and causes of death appear on page 161.

†No S.M.R. is shown when fewer than 5 deaths occurred.

S.M.R. for 5-19 deaths is shown in bold print.

ABSTRACT 18. Northern Ireland: Deaths and death rates at different age-periods, 1971.

| AREA | | TOTAL DEATHS | AGES AT DEATH | | | | | | | | | | | | | | | | | | | | | | | | |
|----------------------------|---------|--------------|---------------|----|----|----|----|---------------|----|-----|-----|-----|-----|-----|-----|-----|-----|-----|-----|-------|-------|-------|-------|-------|-------|-----|-------------|
| | | | Under 1 year | 1- | 2- | 3- | 4- | Under 5 years | 5- | 10- | 15- | 20- | 25- | 30- | 35- | 40- | 45- | 50- | 55- | 60- | 65- | 70- | 75- | 80- | 85- | 90- | 95 and over |
| NORTHERN IRELAND | Persons | 16,202 | 722 | 47 | 21 | 17 | 17 | 824 | 56 | 44 | 93 | 95 | 76 | 86 | 132 | 237 | 388 | 584 | 972 | 1,420 | 1,895 | 2,379 | 2,346 | 2,208 | 1,543 | 633 | 191 |
| | Males | 8,593 | 404 | 20 | 13 | 13 | 10 | 460 | 39 | 30 | 67 | 78 | 48 | 59 | 84 | 136 | 236 | 372 | 594 | 937 | 1,150 | 1,242 | 1,164 | 978 | 612 | 246 | 61 |
| BELFAST COUNTY BOROUGH | Persons | 7,593 | 318 | 27 | 8 | 4 | 7 | 364 | 17 | 14 | 26 | 17 | 28 | 27 | 48 | 101 | 152 | 212 | 378 | 483 | 745 | 1,137 | 1,182 | 1,230 | 912 | 387 | 130 |
| | Females | | | | | | | | | | | | | | | | | | | | | | | | | | |
| LONDONDERRY COUNTY BOROUGH | Persons | 4,430 | 162 | 8 | 5 | 5 | 10 | 190 | 8 | 9 | 22 | 25 | 14 | 15 | 29 | 67 | 103 | 171 | 295 | 427 | 565 | 707 | 652 | 591 | 357 | 152 | 31 |
| | Males | 2,272 | 97 | 3 | 2 | 4 | 7 | 113 | 6 | 6 | 19 | 21 | 10 | 11 | 20 | 40 | 67 | 110 | 184 | 275 | 359 | 360 | 291 | 217 | 109 | 50 | 4 |
| ANTRIM | Persons | 2,158 | 65 | 5 | 3 | 1 | 3 | 77 | 2 | 3 | 3 | 4 | 4 | 4 | 9 | 27 | 36 | 61 | 111 | 152 | 206 | 347 | 361 | 374 | 248 | 102 | 27 |
| | Females | | | | | | | | | | | | | | | | | | | | | | | | | | |
| LONDONDERRY COUNTY BOROUGH | Persons | 526 | 39 | 3 | . | 2 | 1 | 45 | 2 | 2 | 3 | 2 | 3 | 3 | 5 | 6 | 15 | 19 | 29 | 46 | 65 | 77 | 80 | 58 | 35 | 28 | 3 |
| | Males | 254 | 26 | 2 | . | 2 | 1 | 31 | . | 1 | 3 | 2 | 1 | 1 | 3 | 2 | 9 | 10 | 16 | 27 | 40 | 35 | 41 | 17 | 8 | 7 | . |
| ARMAGH | Persons | 272 | 13 | 1 | . | . | . | 14 | 2 | 1 | . | 2 | 2 | 2 | 2 | 4 | 6 | 9 | 13 | 19 | 25 | 42 | 39 | 41 | 27 | 21 | 3 |
| | Females | | | | | | | | | | | | | | | | | | | | | | | | | | |
| DOWN | Persons | 3,152 | 149 | 9 | 7 | 2 | . | 167 | 13 | 10 | 27 | 13 | 20 | 20 | 27 | 61 | 97 | 119 | 198 | 274 | 351 | 437 | 444 | 423 | 290 | 119 | 42 |
| | Males | 1,692 | 93 | 5 | 4 | 1 | . | 103 | 12 | 6 | 17 | 11 | 12 | 12 | 11 | 34 | 55 | 78 | 129 | 187 | 214 | 234 | 224 | 184 | 110 | 46 | 13 |
| FERMANAGH | Persons | 1,460 | 56 | 4 | 3 | 1 | . | 64 | 1 | 4 | 10 | 2 | 8 | 8 | 16 | 27 | 42 | 41 | 69 | 87 | 137 | 203 | 220 | 239 | 180 | 73 | 29 |
| | Females | | | | | | | | | | | | | | | | | | | | | | | | | | |
| TYRONE | Persons | 1,391 | 74 | 7 | 4 | . | . | 85 | 8 | 4 | 9 | 12 | 8 | 9 | 15 | 10 | 26 | 47 | 71 | 132 | 161 | 218 | 210 | 170 | 127 | 50 | 19 |
| | Males | 742 | 43 | 2 | 4 | . | . | 49 | 7 | 3 | 5 | 9 | 4 | 6 | 8 | 5 | 20 | 27 | 43 | 92 | 97 | 113 | 99 | 79 | 56 | 17 | 3 |
| DUBLIN | Persons | 649 | 31 | 5 | . | . | . | 36 | 1 | 1 | 4 | 3 | 4 | 3 | 7 | 5 | 6 | 20 | 28 | 40 | 64 | 105 | 111 | 91 | 71 | 33 | 16 |
| | Females | | | | | | | | | | | | | | | | | | | | | | | | | | |
| DUBLIN | Persons | 1,391 | 74 | 7 | 4 | . | . | 85 | 8 | 4 | 9 | 12 | 8 | 9 | 15 | 10 | 26 | 47 | 71 | 132 | 161 | 218 | 210 | 170 | 127 | 50 | 19 |
| | Males | 742 | 43 | 2 | 4 | . | . | 49 | 7 | 3 | 5 | 9 | 4 | 6 | 8 | 5 | 20 | 27 | 43 | 92 | 97 | 113 | 99 | 79 | 56 | 17 | 3 |
| DUBLIN | Persons | 649 | 31 | 5 | . | . | . | 36 | 1 | 1 | 4 | 3 | 4 | 3 | 7 | 5 | 6 | 20 | 28 | 40 | 64 | 105 | 111 | 91 | 71 | 33 | 16 |
| | Females | | | | | | | | | | | | | | | | | | | | | | | | | | |
| DUBLIN | Persons | 1,391 | 74 | 7 | 4 | . | . | 85 | 8 | 4 | 9 | 12 | 8 | 9 | 15 | 10 | 26 | 47 | 71 | 132 | 161 | 218 | 210 | 170 | 127 | 50 | 19 |
| | Males | 742 | 43 | 2 | 4 | . | . | 49 | 7 | 3 | 5 | 9 | 4 | 6 | 8 | 5 | 20 | 27 | 43 | 92 | 97 | 113 | 99 | 79 | 56 | 17 | 3 |
| DUBLIN | Persons | 649 | 31 | 5 | . | . | . | 36 | 1 | 1 | 4 | 3 | 4 | 3 | 7 | 5 | 6 | 20 | 28 | 40 | 64 | 105 | 111 | 91 | 71 | 33 | 16 |
| | Females | | | | | | | | | | | | | | | | | | | | | | | | | | |
| DUBLIN | Persons | 1,391 | 74 | 7 | 4 | . | . | 85 | 8 | 4 | 9 | 12 | 8 | 9 | 15 | 10 | 26 | 47 | 71 | 132 | 161 | 218 | 210 | 170 | 127 | 50 | 19 |
| | Males | 742 | 43 | 2 | 4 | . | . | 49 | 7 | 3 | 5 | 9 | 4 | 6 | 8 | 5 | 20 | 27 | 43 | 92 | 97 | 113 | 99 | 79 | 56 | 17 | 3 |
| DUBLIN | Persons | 649 | 31 | 5 | . | . | . | 36 | 1 | 1 | 4 | 3 | 4 | 3 | 7 | 5 | 6 | 20 | 28 | 40 | 64 | 105 | 111 | 91 | 71 | 33 | 16 |
| | Females | | | | | | | | | | | | | | | | | | | | | | | | | | |
| DUBLIN | Persons | 1,391 | 74 | 7 | 4 | . | . | 85 | 8 | 4 | 9 | 12 | 8 | 9 | 15 | 10 | 26 | 47 | 71 | 132 | 161 | 218 | 210 | 170 | 127 | 50 | 19 |
| | Males | 742 | 43 | 2 | 4 | . | . | 49 | 7 | 3 | 5 | 9 | 4 | 6 | 8 | 5 | 20 | 27 | 43 | 92 | 97 | 113 | 99 | 79 | 56 | 17 | 3 |
| DUBLIN | Persons | 649 | 31 | 5 | . | . | . | 36 | 1 | 1 | 4 | 3 | 4 | 3 | 7 | 5 | 6 | 20 | 28 | 40 | 64 | 105 | 111 | 91 | 71 | 33 | 16 |
| | Females | | | | | | | | | | | | | | | | | | | | | | | | | | |
| DUBLIN | Persons | 1,391 | 74 | 7 | 4 | . | . | 85 | 8 | 4 | 9 | 12 | 8 | 9 | 15 | 10 | 26 | 47 | 71 | 132 | 161 | 218 | 210 | 170 | 127 | 50 | 19 |
| | Males | 742 | 43 | 2 | 4 | . | . | 49 | 7 | 3 | 5 | 9 | 4 | 6 | 8 | 5 | 20 | 27 | 43 | 92 | 97 | 113 | 99 | 79 | 56 | 17 | 3 |
| DUBLIN | Persons | 649 | 31 | 5 | . | . | . | 36 | 1 | 1 | 4 | 3 | 4 | 3 | 7 | 5 | 6 | 20 | 28 | 40 | 64 | 105 | 111 | 91 | 71 | 33 | 16 |
| | Females | | | | | | | | | | | | | | | | | | | | | | | | | | |
| DUBLIN | Persons | 1,391 | 74 | 7 | 4 | . | . | 85 | 8 | 4 | 9 | 12 | 8 | 9 | 15 | 10 | 26 | 47 | 71 | 132 | 161 | 218 | 210 | 170 | 127 | 50 | 19 |
| | Males | 742 | 43 | 2 | 4 | . | . | 49 | 7 | 3 | 5 | 9 | 4 | 6 | 8 | 5 | 20 | 27 | 43 | 92 | 97 | 113 | 99 | 79 | 56 | 17 | 3 |
| DUBLIN | Persons | 649 | 31 | 5 | . | . | . | 36 | 1 | 1 | 4 | 3 | 4 | 3 | 7 | 5 | 6 | 20 | 28 | 40 | 64 | 105 | 111 | 91 | 71 | 33 | 16 |
| | Females | | | | | | | | | | | | | | | | | | | | | | | | | | |
| DUBLIN | Persons | 1,391 | 74 | 7 | 4 | . | . | 85 | 8 | 4 | 9 | 12 | 8 | 9 | 15 | 10 | 26 | 47 | 71 | 132 | 161 | 218 | 210 | 170 | 127 | 50 | 19 |
| | Males | 742 | 43 | 2 | 4 | . | . | 49 | 7 | 3 | 5 | 9 | 4 | 6 | 8 | 5 | 20 | 27 | 43 | 92 | 97 | 113 | 99 | 79 | 56 | 17 | 3 |
| DUBLIN | Persons | 649 | 31 | 5 | . | . | . | 36 | 1 | 1 | 4 | 3 | 4 | 3 | 7 | 5 | 6 | 20 | 28 | 40 | 64 | 105 | 111 | 91 | 71 | 33 | 16 |
| | Females | | | | | | | | | | | | | | | | | | | | | | | | | | |
| DUBLIN | Persons | 1,391 | 74 | 7 | 4 | . | . | 85 | 8 | 4 | 9 | 12 | 8 | 9 | 15 | 10 | 26 | 47 | 71 | 132 | 161 | 218 | 210 | 170 | 127 | 50 | 19 |
| | Males | 742 | 43 | 2 | 4 | . | . | 49 | 7 | 3 | 5 | 9 | 4 | 6 | 8 | 5 | 20 | 27 | 43 | 92 | 97 | 113 | 99 | 79 | 56 | 17 | 3 |
| DUBLIN | Persons | 649 | 31 | 5 | . | . | . | 36 | 1 | 1 | 4 | 3 | 4 | 3 | 7 | 5 | 6 | 20 | 28 | 40 | 64 | 105 | 111 | 91 | 71 | 33 | 16 |
| | Females | | | | | | | | | | | | | | | | | | | | | | | | | | |
| DUBLIN | Persons | 1,391 | 74 | 7 | 4 | . | . | 85 | 8 | 4 | 9 | 12 | 8 | 9 | 15 | 10 | 26 | 47 | 71 | 132 | 161 | 218 | 210 | 170 | 127 | 50 | 19 |
| | Males | 742 | 43 | 2 | 4 | . | . | 49 | 7 | 3 | 5 | 9 | 4 | 6 | 8 | 5 | 20 | 27 | 43 | 92 | 97 | 113 | 99 | 79 | 56 | 17 | 3 |
| DUBLIN | Persons | 649 | 31 | 5 | . | . | . | 36 | 1 | 1 | 4 | 3 | 4 | 3 | 7 | 5 | 6 | 20 | 28 | 40 | 64 | 105 | 111 | 91 | 71 | 33 | 16 |
| | Females | | | | | | | | | | | | | | | | | | | | | | | | | | |
| DUBLIN | Persons | 1,391 | 74 | 7 | 4 | . | . | 85 | 8 | 4 | 9 | 12 | 8 | 9 | 15 | 10 | 26 | 47 | 71 | 132 | 161 | 218 | 210 | 170 | 127 | 50 | 19 |
| | Males | 742 | 43 | 2 | 4 | . | . | 49 | 7 | 3 | 5 | 9 | 4 | 6 | 8 | 5 | 20 | 27 | 43 | 92 | 97 | 113 | 99 | 79 | 56 | 17 | 3 |
| DUBLIN | Persons | 649 | 31 | 5 | . | . | . | 36 | 1 | 1 | 4 | 3 | 4 | 3 | 7 | 5 | 6 | 20 | 28 | 40 | 64 | 105 | 111 | 91 | 71 | 33 | 16 |
| | Females | | | | | | | | | | | | | | | | | | | | | | | | | | |
| DUBLIN | Persons | 1,391 | 74 | 7 | 4 | . | . | 85 | 8 | 4 | 9 | 12 | 8 | 9 | 15 | 10 | 26 | 47 | 71 | 132 | 161 | 218 | 210 | 170 | 127 | 50 | 19 |
| | Males | 742 | 43 | 2 | 4 | . | . | 49 | 7 | 3 | 5 | 9 | 4 | 6 | 8 | 5 | 20 | 27 | 43 | 92 | 97 | 113 | 99 | 79 | 56 | 17 | 3 |
| DUBLIN | Persons | 649 | 31 | 5 | . | . | . | 36 | 1 | 1 | 4 | 3 | 4 | 3 | 7 | 5 | 6 | 20 | 28 | 40 | 64 | 105 | 111 | 91 | 71 | 33 | 16 |
| | Females | | | | | | | | | | | | | | | | | | | | | | | | | | |
| DUBLIN | Persons | 1,391 | 74 | 7 | 4 | . | . | 85 | 8 | 4 | 9 | 12 | 8 | 9 | 15 | 10 | 26 | 47 | 71 | 132 | 161 | 218 | 210 | 170 | 127 | 50 | 19 |
| | Males | 742 | 43 | 2 | 4 | . | . | 49 | 7 | 3 | 5 | 9 | 4 | 6 | 8 | 5 | 20 | 27 | 43 | 92 | 97 | 113 | 99 | 79 | 56 | 17 | 3 |
| DUBLIN | Persons | 649 | 31 | 5 | . | . | . | 36 | 1 | 1 | 4 | 3 | 4 | 3 | 7 | 5 | 6 | 20 | 28 | 40 | 64 | 105 | 111 | 91 | 71 | 33 | 16 |
| | Females | | | | | | | | | | | | | | | | | | | | | | | | | | |
| DUBLIN | Persons | 1,391 | 74 | 7 | 4 | . | . | 85 | 8 | 4 | 9 | 12 | 8 | 9 | 15 | 10 | 26 | 47 | 71 | 132 | 161 | 218 | 210 | 170 | 127 | 50 | 19 |
| | Males | 742 | 43 | 2 | 4 | . | . | 49 | 7 | 3 | 5 | 9 | 4 | 6 | 8 | 5 | 20 | 27 | 43 | 92 | 97 | 113 | 99 | 79 | 56 | 17 | 3 |
| DUBLIN | Persons | 649 | 31 | 5 | . | . | . | 36 | 1 | 1 | 4 | 3 | | | | | | | | | | | | | | | |

* Rate per 1,000 live births.
 § Excluding County Borough.

ABSTRACT 19. Northern Ireland: Deaths from violent causes, by nature of injury, external cause and sex, 1971.

185

| Inter- mediate List | NATURE OF INJURY | TOTAL | EXTERNAL CAUSE OF INJURY (INTERMEDIATE LIST) | | | | | | | | | | | | |
|---------------------------|---|-------|--|----------------------------------|-----------------------------|-------------------------|----------------------------------|---|---|--|----------------------------|--|---|--|--|
| | | | AE138. Motor vehicle accidents | AE139. Other transport accidents | AE140. Accidental poisoning | AE141. Accidental falls | AE142. Accidents caused by fires | AE143. Accidental drowning and submersion | AE144. Accidents caused by firearm missiles | AE145. Accidents mainly of industrial type | AE146. All other accidents | AE147. Suicide and self inflicted injury | AE148. Homicide and injury purposely inflicted by other persons; legal intervention | AE149. Injury undetermined whether accidentally or purposely inflicted | AE150. Injury resulting from operations of war |
| | TOTAL M | 468 | 206 | 18 | 19 | 59 | 20 | 14 | 5 | 16 | 9 | 34 | 11 | 14 | 43 |
| AN138 | Fracture of skull F | 271 | 83 | . | 20 | 109 | 18 | 5 | 1 | 4 | 5 | 19 | 2 | 3 | 2 |
| | M | 101 | 72 | 4 | . | 10 | . | . | . | 6 | . | 1 | 2 | . | 6 |
| AN139 | Fracture of spine and trunk . F | 35 | 30 | . | . | 5 | . | . | . | . | . | . | . | . | . |
| | M | 40 | 29 | . | . | 7 | . | . | 1 | 1 | . | . | . | . | 2 |
| AN140 | Fracture of limbs F | 20 | 16 | . | . | 4 | . | . | . | . | . | . | . | . | . |
| | M | 48 | 12 | 1 | . | 34 | . | . | . | 1 | . | . | . | . | . |
| AN141 | Dislocation without fracture . F | 97 | 2 | . | . | 95 | . | . | . | . | . | . | . | . | . |
| | M | . | . | . | . | . | . | . | . | . | . | . | . | . | . |
| AN142 | Sprains and strains of joints and adjacent muscles F | . | . | . | . | . | . | . | . | . | . | . | . | . | . |
| AN143 | Intracranial injury (excluding skull fracture) M | 38 | 19 | . | . | 3 | . | . | . | . | . | 2 | 2 | 1 | 11 |
| | F | 10 | 6 | . | . | 3 | . | . | . | . | . | . | . | . | . |
| AN144 | Internal injury of chest, abdomen and pelvis M | 113 | 71 | 3 | . | 4 | . | . | . | 2 | 2 | 1 | 7 | . | 21 |
| | F | 31 | 26 | . | . | 2 | . | . | 1 | 1 | . | . | . | . | 1 |
| AN145 | Laceration and open wound . . F | 6 | . | . | . | . | . | . | 2 | . | . | 2 | . | . | 2 |
| | M | 1 | 1 | . | . | . | . | . | . | . | . | . | . | . | . |
| AN146 | Superficial injury, contusion and crushing with intact skin surface F | . | . | . | . | . | . | . | . | . | . | . | . | . | . |
| AN147 | Foreign body entering through orifice M | 4 | . | . | . | . | . | . | . | . | 4 | . | . | . | . |
| | F | 2 | . | . | . | . | . | . | . | 2 | . | . | . | . | . |
| AN148 | Burn M | 13 | 3 | . | . | . | . | . | . | . | . | . | . | . | . |
| | F | 14 | 1 | . | . | . | 10 | . | . | . | . | . | . | . | . |
| AN149 | Adverse effects of chemical substances M | 50 | . | . | 19 | . | 10 | . | . | 1 | . | 14 | . | 7 | . |
| | F | 45 | . | . | 20 | . | 6 | . | . | . | . | 15 | . | 3 | 1 |
| AN150 | All other and unspecified effects of external cause M | 55 | . | 10 | . | 1 | . | 14 | . | 6 | 4 | 13 | . | 6 | 1 |
| | F | 16 | 1 | . | . | . | . | 5 | . | 2 | 2 | 4 | 2 | . | . |

**ABSTRACT 20. Northern Ireland: Deaths from
(a) by place of occurrence**

| Age-groups | TOTAL | | Home | | Farm | | Industrial place and premises | | Other specified places | | Place unspecified | | While working | |
|------------|-------|---|------|---|------|---|-------------------------------|---|------------------------|---|-------------------|---|---------------|---|
| | M | F | M | F | M | F | M | F | M | F | M | F | M | F |

E850-869: Accidental poisoning by solid and liquid substances

| | | | | | | | | | | | | | | |
|-------------|----|----|----|----|---|---|---|---|---|---|---|---|---|---|
| All ages | 13 | 14 | 11 | 13 | . | . | . | . | 2 | 1 | . | . | . | . |
| 0 | . | . | . | . | . | . | . | . | . | . | . | . | . | . |
| 5 | . | . | . | . | . | . | . | . | . | . | . | . | . | . |
| 15 | 5 | 3 | 4 | 3 | . | . | . | . | 1 | . | . | . | . | . |
| 45 | 6 | 6 | 5 | 6 | . | . | . | . | 1 | . | . | . | . | . |
| 65 | 1 | 4 | 1 | 4 | . | . | . | . | . | . | . | . | . | . |
| 75 and over | 1 | 1 | 1 | . | . | . | . | . | 1 | . | . | . | . | . |

E870-877: Accidental poisoning by gases and vapours

| | | | | | | | | | | | | | | |
|-------------|---|---|---|---|---|---|---|---|---|---|---|---|---|---|
| All ages | 6 | 6 | 2 | 5 | 1 | . | . | . | 2 | 1 | 1 | . | 1 | . |
| 0 | . | . | . | . | . | . | . | . | . | . | . | . | . | . |
| 5 | . | . | . | . | . | . | . | . | . | . | . | . | . | . |
| 15 | 3 | 1 | . | . | 1 | . | . | . | 2 | 1 | . | . | 1 | . |
| 45 | 1 | . | . | . | . | . | . | . | . | 1 | . | . | . | . |
| 65 | . | 2 | . | 2 | . | . | . | . | . | . | . | . | . | . |
| 75 and over | 2 | 3 | 2 | 3 | . | . | . | . | . | . | . | . | . | . |

E880-887: Accidental falls

| | | | | | | | | | | | | | | |
|-------------|----|-----|----|----|---|---|---|---|----|----|---|----|---|---|
| All ages | 59 | 109 | 34 | 68 | 1 | . | 3 | . | 19 | 24 | 2 | 17 | 4 | . |
| 0 | . | 1 | . | 1 | . | . | . | . | . | 1 | . | . | . | . |
| 5 | . | 1 | . | . | . | . | . | . | . | . | . | . | . | . |
| 15 | 8 | . | . | . | 1 | . | . | . | 7 | . | . | . | 1 | . |
| 45 | 10 | . | 1 | . | . | . | 3 | . | 5 | . | 1 | . | 3 | . |
| 65 | 8 | 13 | 8 | 6 | . | . | . | . | 4 | . | . | 3 | . | . |
| 75 and over | 33 | 94 | 25 | 61 | . | . | . | . | 7 | 19 | 1 | 14 | . | . |

E890-899: Accidents caused by fire and flames

| | | | | | | | | | | | | | | |
|-------------|----|----|----|----|---|---|---|---|---|---|---|---|---|---|
| All ages | 20 | 18 | 12 | 17 | 1 | . | . | . | 7 | 1 | . | . | 1 | . |
| 0 | 6 | 3 | . | 3 | . | . | . | . | . | . | . | . | . | . |
| 5 | 1 | . | . | . | . | . | . | . | 1 | . | . | . | . | . |
| 15 | 3 | 1 | . | 1 | . | . | . | . | 3 | . | . | . | . | . |
| 45 | 6 | 3 | 2 | 2 | 1 | . | . | . | 3 | 1 | . | . | 1 | . |
| 65 | 1 | 3 | 1 | 3 | . | . | . | . | . | . | . | . | . | . |
| 75 and over | 3 | 8 | 3 | 8 | . | . | . | . | . | . | . | . | . | . |

E910: Accidental drowning and submersion

| | | | | | | | | | | | | | | |
|-------------|----|---|---|---|---|---|---|---|----|---|---|---|---|---|
| All ages | 14 | 5 | 3 | 2 | . | 1 | . | . | 11 | 2 | . | . | . | . |
| 0 | 5 | 2 | 2 | 1 | . | 1 | . | . | 3 | . | . | . | . | . |
| 5 | 3 | . | . | . | . | . | . | . | 3 | . | . | . | . | . |
| 15 | 5 | 1 | . | . | . | . | . | . | 5 | 1 | . | . | . | . |
| 45 | . | 1 | . | . | . | . | . | . | . | 1 | . | . | . | . |
| 65 | 1 | . | 1 | . | . | . | . | . | . | . | . | . | . | . |
| 75 and over | . | 1 | . | 1 | . | . | . | . | . | . | . | . | . | . |

E911-912: Inhalation and ingestion of food and other objects causing obstruction and suffocation

| | | | | | | | | | | | | | | |
|-------------|---|---|---|---|---|---|---|---|---|---|---|---|---|---|
| All ages | 4 | 2 | 3 | . | . | . | . | . | 1 | 2 | . | . | . | . |
| 0 | 3 | . | 3 | . | . | . | . | . | . | . | . | . | . | . |
| 5 | . | 1 | . | . | . | . | . | . | . | 1 | . | . | . | . |
| 15 | . | . | . | . | . | . | . | . | . | . | . | . | . | . |
| 45 | . | . | . | . | . | . | . | . | . | . | . | . | . | . |
| 65 | . | . | . | . | . | . | . | . | . | . | . | . | . | . |
| 75 and over | 1 | . | . | . | . | . | . | . | 1 | . | . | . | . | . |

**non-transport accidents (E850-929) by age and sex,
(b) while working, 1971.**

| Age-groups | TOTAL | | Home | | Farm | | Industrial place and premises | | Other specified places | | Place unspecified | | While working | |
|------------|-------|---|------|---|------|---|-------------------------------------|---|------------------------------|---|----------------------|---|------------------|---|
| | M | F | M | F | M | F | M | F | M | F | M | F | M | F |

E913: Accidental mechanical suffocation in bed and cradle and other circumstances

| | | | | | | | | | | | | | |
|-------------|---|---|---|---|---|---|---|---|---|---|---|---|---|
| All ages | 2 | 1 | 1 | . | . | . | . | 1 | 1 | . | . | 1 | . |
| 0 | . | . | . | . | . | . | . | . | . | . | . | . | . |
| 5 | 1 | 1 | 1 | . | . | . | . | 1 | 1 | . | . | 1 | . |
| 15 | 1 | . | . | . | . | . | . | . | . | . | . | . | . |
| 45 | . | . | . | . | . | . | . | . | . | . | . | . | . |
| 65 | . | . | . | . | . | . | . | . | . | . | . | . | . |
| 75 and over | . | . | . | . | . | . | . | . | . | . | . | . | . |

E916: Blow from falling object

| | | | | | | | | | | | | | |
|-------------|---|---|---|---|---|---|---|---|---|---|---|---|---|
| All ages | 2 | 1 | . | 1 | . | . | 2 | . | . | . | . | 2 | . |
| 0 | . | 1 | . | 1 | . | . | . | . | . | . | . | . | . |
| 5 | . | . | . | . | . | . | . | . | . | . | . | . | . |
| 15 | 1 | . | . | . | . | . | 1 | . | . | . | . | 1 | . |
| 45 | 1 | . | . | . | . | . | 1 | . | . | . | . | 1 | . |
| 65 | . | . | . | . | . | . | . | . | . | . | . | . | . |
| 75 and over | . | . | . | . | . | . | . | . | . | . | . | . | . |

E922: Accident caused by firearm

| | | | | | | | | | | | | | |
|-------------|---|---|---|---|---|---|---|---|---|---|---|---|---|
| All ages | 5 | 1 | 1 | 1 | . | . | . | 4 | . | . | . | . | . |
| 0 | . | . | . | . | . | . | . | . | . | . | . | . | . |
| 5 | . | . | . | . | . | . | . | . | . | . | . | . | . |
| 15 | 5 | 1 | 1 | 1 | . | . | . | 4 | . | . | . | . | . |
| 45 | . | . | . | . | . | . | . | . | . | . | . | . | . |
| 65 | . | . | . | . | . | . | . | . | . | . | . | . | . |
| 75 and over | . | . | . | . | . | . | . | . | . | . | . | . | . |

E925, 927, 928: Accident caused by machinery and electric current

| | | | | | | | | | | | | | |
|-------------|----|---|---|---|---|---|---|---|---|---|---|----|---|
| All ages | 13 | 2 | . | 2 | 4 | . | 6 | . | 3 | . | . | 10 | . |
| 0 | . | . | . | . | . | . | . | . | . | . | . | . | . |
| 5 | 2 | . | . | . | . | . | . | 2 | . | . | . | . | . |
| 15 | 6 | . | . | . | 2 | . | 3 | 1 | . | . | . | 6 | . |
| 45 | 3 | 2 | . | 2 | 1 | . | 2 | . | . | . | . | 3 | . |
| 65 | 2 | . | . | . | 1 | . | 1 | . | . | . | . | 1 | . |
| 75 and over | . | . | . | . | . | . | . | . | . | . | . | . | . |

Remainder E850-929: Other and unspecified accidents

| | | | | | | | | | | | | | |
|-------------|---|---|---|---|---|---|---|---|---|---|---|---|---|
| All ages | 2 | 3 | 1 | 2 | . | . | . | 1 | . | . | 1 | 1 | . |
| 0 | 1 | . | 1 | . | . | . | . | . | . | . | . | . | . |
| 5 | . | . | . | . | . | . | . | . | . | . | . | . | . |
| 15 | 1 | . | . | . | . | . | . | 1 | . | . | . | 1 | . |
| 45 | . | . | . | . | . | . | . | . | . | . | . | . | . |
| 65 | . | 2 | . | 1 | . | . | . | . | . | . | 1 | . | . |
| 75 and over | . | 1 | . | 1 | . | . | . | . | . | . | . | . | . |

E850-929: Total non-transport accidents

| | | | | | | | | | | | | | | |
|-------------|-----|-----|----|-----|---|---|----|---|----|----|---|----|----|---|
| All ages | 140 | 162 | 68 | 111 | 7 | 1 | 11 | . | 51 | 32 | 3 | 18 | 20 | . |
| 0 | 15 | 7 | 12 | 6 | . | 1 | . | . | 3 | . | . | . | . | . |
| 5 | 7 | 3 | 1 | . | . | . | . | . | 6 | 3 | . | . | . | . |
| 15 | 38 | 8 | 5 | 5 | 4 | . | 4 | . | 25 | 3 | . | . | 11 | . |
| 45 | 27 | 12 | 8 | 10 | 2 | . | 6 | . | 9 | 2 | 2 | . | 8 | . |
| 65 | 13 | 24 | 11 | 16 | 1 | . | 1 | . | . | 4 | . | 4 | 1 | . |
| 75 and over | 40 | 108 | 31 | 74 | . | . | . | . | 8 | 20 | 1 | 14 | . | . |

✓
302

ABSTRACT 21. Northern Ireland: Deaths from cancer* in each county and county borough by sex and site, 1971.

| Detailed List Numbers | SITES | Co. BOROUGHs | | | | COUNTIES | | | | | | | | | | | |
|-----------------------|---|--------------|------------|--------------|-----------|------------|------------|------------|-----------|------------|------------|------------|-----------|-------------------------------|-----------|-----------|------------|
| | | Belfast | | London-derry | | Antrim | | Armagh | | Down | | Fer-managh | | London-derry (exc. Co. Boro.) | | Tyrone | |
| | | M | F | M | F | M | F | M | F | M | F | M | F | M | F | M | F |
| | <i>Buccal cavity and pharynx</i> | | | | | | | | | | | | | | | | |
| 140 | Lip | | | | | | | 1 | | 1 | | | | 1 | | | |
| 141 | Tongue | 2 | | | | 2 | 2 | 1 | | 1 | | | | 1 | | | |
| 142 | Salivary gland | 3 | | | | | | | | | | 1 | | 1 | | | |
| 143 | Gum | | | | | | | | | | | | | | | | |
| 144 | Floor of mouth | 1 | | | | | | 1 | | | | | | | | | |
| 145 | Other and unspecified parts of mouth | 2 | | | | 1 | | 1 | | 1 | | | | | | 1 | |
| 146 | Oropharynx | | | | | | | | | | | | | | | | |
| 147 | Nasopharynx | 1 | | | | 2 | | 1 | | 1 | | | | | | | |
| 148 | Hypopharynx | 1 | 1 | | | 1 | 1 | | | 1 | | | | | | | |
| 149 | Pharynx, unspecified | 1 | 1 | | | 2 | | | | | | | | | | 1 | |
| | <i>Digestive organs and peritoneum</i> | | | | | | | | | | | | | | | | |
| 150 | Oesophagus | 10 | 6 | 1 | | 7 | 7 | 4 | | 10 | 6 | 2 | 1 | 2 | | 4 | 2 |
| 151 | Stomach | 66 | 49 | 7 | 5 | 24 | 32 | 17 | 9 | 40 | 27 | 11 | 6 | 19 | 13 | 9 | 13 |
| 152 | Small intestine, including duodenum | 1 | 1 | | | 3 | 1 | 1 | | | | | | 1 | | 1 | |
| 153 | Large intestine, except rectum | 31 | 62 | 2 | 4 | 24 | 30 | 6 | 12 | 39 | 41 | 11 | 3 | 13 | 17 | 11 | 14 |
| 154 | Rectum and rectosigmoid junction | 24 | 19 | 3 | | 9 | 8 | 4 | 6 | 10 | 20 | 2 | 4 | 3 | 6 | 6 | 4 |
| 155 | Liver and intrahepatic bile ducts, specified as primary | 2 | 2 | | | 1 | 1 | | | 3 | 2 | 1 | | | 2 | 1 | 2 |
| 156 | Gallbladder and bile ducts | | 8 | | | 1 | 3 | 2 | 1 | 3 | 2 | 1 | | | 5 | 7 | 7 |
| 157 | Pancreas | 23 | 25 | 3 | 4 | 19 | 12 | 5 | 9 | 11 | 21 | 1 | | 5 | 5 | | |
| 158 | Peritoneum and retroperitoneal tissue | 2 | 1 | | | 4 | | 1 | | | | | | | | 1 | |
| 159 | Unspecified digestive organs | | 1 | | | | | | | 1 | 2 | | | | | | |
| | <i>Respiratory system</i> | | | | | | | | | | | | | | | | |
| 160 | Nose, nasal cavities, middle ear and accessory sinuses | | 1 | | | 1 | | | | | | | | 1 | | 1 | |
| 161 | Larynx | 3 | 1 | | | 4 | 3 | 2 | | 10 | | 1 | | 1 | | 1 | 2 |
| 162 | Trachea, bronchus and lung | 203 | 42 | 18 | 2 | 90 | 26 | 30 | 2 | 90 | 22 | 8 | 1 | 18 | 3 | 23 | 4 |
| 163 | Other and unspecified respiratory organs | 1 | | | 1 | | | | | 2 | 1 | | | | | | |
| | <i>Bone, connective tissue, skin and breast</i> | | | | | | | | | | | | | | | | |
| 170 | Bone | | 3 | | | 6 | 1 | | | 4 | | | | 1 | 2 | 1 | |
| 171 | Connective and other soft tissue | 1 | | | | | | | | 1 | 1 | | | 2 | | | |
| 172 | Melanoma of skin | 1 | | | | 4 | 1 | | | 1 | 1 | | | 1 | | 1 | |
| 173 | Skin (other than melanoma) | 1 | 3 | 1 | | | | 1 | | 1 | 1 | 1 | 1 | 1 | | 1 | |
| 174 | Breast | 1 | 72 | | 13 | | 51 | 17 | 2 | 57 | | 11 | | 15 | | | 17 |
| | <i>Genito-urinary organs</i> | | | | | | | | | | | | | | | | |
| 180 | Cervix uteri | | 9 | | 1 | | 11 | | 1 | | 6 | | 1 | | 5 | | 8 |
| 181 | Chorionepithelioma | | | | | | | | | | | | | | | | |
| 182 | Other parts of uterus | | 5 | | 3 | | 11 | | 2 | | 12 | | 1 | | 2 | | 6 |
| 183 | Ovary, fallopian tube, and broad ligament | | 21 | | 2 | | 21 | | 3 | | 12 | | 1 | | | | 4 |
| 184 | Other and unspecified female genital organs | | 3 | | | | 1 | | | 4 | | 1 | | | 2 | | |
| 185 | Prostate | 36 | | 1 | | 23 | | 14 | | 23 | | 1 | | 10 | | 13 | |
| 186 | Testis | | | | | 2 | | | | | | | | | | | |
| 187 | Other and unspecified male genital organs | 1 | | 1 | | | | | | 1 | | | | 1 | 1 | 2 | 1 |
| 188 | Bladder | 16 | 4 | 3 | 1 | 9 | 5 | 2 | 2 | 5 | 8 | | 1 | 1 | 1 | | |
| 189 | Other and unspecified urinary organs | 12 | 4 | | | 4 | 3 | 4 | 2 | 6 | 3 | 1 | | 2 | | 1 | |
| | <i>Other and unspecified sites</i> | | | | | | | | | | | | | | | | |
| 190 | Eye | | 1 | | 1 | 1 | | 1 | | 1 | | | | 1 | | | |
| 191 | Brain | 6 | 2 | 1 | 1 | 4 | 5 | 3 | 2 | 5 | | 1 | 2 | 1 | | 1 | |
| 192 | Other parts of nervous system | 1 | 1 | 3 | | 3 | | 3 | | 3 | 1 | | 2 | | 1 | 1 | |
| 193 | Thyroid gland | 1 | 2 | | | | | 1 | | 2 | | | 3 | | | | 2 |
| 194 | Other endocrine glands | 1 | 1 | | | | | | | | | | | | | | |
| 195 | Ill-defined sites | 1 | 8 | | 3 | 4 | 4 | 2 | 1 | 4 | 4 | | | 3 | 2 | 1 | 1 |
| 196 | Lymph nodes (secondary and unspecified) | 1 | 1 | | 1 | 1 | 2 | | | 2 | | | | | | | |
| 197 | Respiratory and digestive systems (secondary) | 9 | 4 | 1 | | 3 | 5 | 2 | 3 | 5 | 8 | 1 | | 4 | 2 | | 4 |
| 198 | Other sites (secondary) | 3 | 4 | | | 1 | | | | | | 1 | | 1 | | | |
| 199 | Unspecified sites | 3 | 6 | 4 | 2 | 4 | 5 | 2 | 4 | 6 | 7 | | | 1 | | 1 | 4 |
| | <i>Lymphatic and haematopoietic tissue</i> | | | | | | | | | | | | | | | | |
| 200 | Lymphosarcoma and reticulum-cell sarcoma | 9 | 6 | 2 | | 1 | 2 | | | 5 | 3 | 1 | 1 | 2 | 2 | 2 | 2 |
| 202 | Lymphoid tissue (other) | 2 | 2 | | | 3 | 2 | | | 1 | 1 | 1 | 1 | | 2 | 2 | |
| 203 | Multiple myeloma | 9 | 6 | | | 5 | 2 | 4 | | 3 | 1 | 2 | | 4 | 2 | 2 | 4 |
| 208 | Polycythaemia vera | | 1 | | 1 | | | 2 | | | | | | 1 | | 1 | |
| 209 | Myelofibrosis | 1 | | | | 2 | | 1 | | 2 | | | | 1 | | | |
| | TOTAL | 491 | 389 | 51 | 46 | 272 | 260 | 110 | 88 | 297 | 281 | 47 | 42 | 99 | 85 | 96 | 104 |

*Excluding Hodgkin's disease and leukaemia (201, 203-207). Deaths from these diseases will be found in Abstract 17.

ABSTRACT 22. Northern Ireland: Deaths of all children under one year in each county and county borough, 1968-71.

| AREA | | | | Year 1971 | | | | | | | | | | | | | | | | | | | | | | | |
|----------------------------|------|------|------|-------------------|-------------|----------|---------|--------|---------|----------|-----------|-------|-------------|----------|---------|--------|---------|----------|-----------|---------|-------------|----------|---------|--------|---------|----------|-----------|
| | 1968 | 1969 | 1970 | MALES and FEMALES | | | | | | | | MALES | | | | | | | | FEMALES | | | | | | | |
| | | | | Total | under 1 day | 1-6 days | 1-3 wks | 4 wks- | 2 mths- | 3-5 mths | 6-11 mths | Total | under 1 day | 1-6 days | 1-3 wks | 4 wks- | 2 mths- | 3-5 mths | 6-11 mths | Total | under 1 day | 1-6 days | 1-3 wks | 4 wks- | 2 mths- | 3-5 mths | 6-11 mths |
| NORTHERN IRELAND . | 796 | 790 | 734 | 722 | 273 | 142 | 90 | 51 | 33 | 69 | 64 | 404 | 132 | 88 | 61 | 34 | 20 | 35 | 34 | 318 | 141 | 54 | 29 | 17 | 13 | 34 | 30 |
| All urban areas . . . | 467 | 488 | 430 | 431 | 163 | 79 | 52 | 36 | 19 | 47 | 35 | 251 | 81 | 52 | 37 | 23 | 13 | 27 | 18 | 180 | 82 | 27 | 15 | 13 | 6 | 20 | 17 |
| All rural areas . . . | 329 | 302 | 304 | 291 | 110 | 63 | 38 | 15 | 14 | 22 | 29 | 153 | 51 | 36 | 24 | 11 | 7 | 8 | 16 | 138 | 59 | 27 | 14 | 4 | 7 | 14 | 13 |
| Belfast County Borough . | 234 | 212 | 195 | 162 | 48 | 31 | 17 | 20 | 11 | 22 | 13 | 97 | 23 | 22 | 12 | 14 | 8 | 12 | 6 | 65 | 25 | 9 | 5 | 6 | 3 | 10 | 7 |
| Londonderry County Borough | 45 | 39 | 34 | 39 | 20 | 6 | 7 | 2 | . | 3 | 1 | 26 | 11 | 5 | 5 | 1 | . | 3 | 1 | 13 | 9 | 1 | 2 | 1 | . | . | . |
| County Antrim . . . | 159 | 170 | 175 | 149 | 66 | 28 | 17 | 8 | 4 | 12 | 14 | 93 | 38 | 19 | 13 | 5 | 3 | 9 | 6 | 56 | 28 | 9 | 4 | 3 | 1 | 3 | 8 |
| " Armagh . . . | 55 | 73 | 53 | 74 | 23 | 14 | 13 | 8 | 3 | 3 | 10 | 43 | 10 | 9 | 8 | 6 | 2 | 2 | 6 | 31 | 13 | 5 | 5 | 2 | 1 | 1 | 4 |
| " Down . . . | 129 | 139 | 113 | 146 | 60 | 25 | 19 | 8 | 6 | 11 | 17 | 73 | 25 | 13 | 13 | 5 | 3 | 6 | 8 | 73 | 35 | 12 | 6 | 3 | 3 | 5 | 9 |
| " Fermanagh . . . | 25 | 14 | 21 | 20 | 6 | 5 | 3 | 4 | 1 | 1 | . | 12 | 3 | 4 | 3 | 2 | . | . | 8 | 3 | 1 | 1 | 2 | 1 | 1 | 1 | . |
| " Londonderry* . . . | 67 | 63 | 69 | 51 | 21 | 8 | 9 | . | 2 | 7 | 4 | 21 | 8 | 5 | 4 | . | 1 | 1 | 2 | 30 | 13 | 3 | 5 | . | 1 | 6 | 2 |
| " Tyrone . . . | 82 | 80 | 74 | 81 | 29 | 25 | 5 | 1 | 6 | 10 | 5 | 39 | 14 | 11 | 3 | 1 | 3 | 2 | 5 | 42 | 15 | 14 | 2 | . | 3 | 8 | . |

* Excluding County Borough.

ABSTRACT 23. Northern Ireland: Deaths of illegitimate children under one year in each county and county borough, 1968-71.

| AREA | | | | Year 1971 | | | | | | | | | | | | | | | | | | | | | | | |
|----------------------------|------|------|------|-------------------|-------------|----------|---------|--------|---------|----------|-----------|-------|-------------|----------|---------|--------|---------|----------|-----------|---------|-------------|----------|---------|--------|---------|----------|-----------|
| | 1968 | 1969 | 1970 | MALES and FEMALES | | | | | | | | MALES | | | | | | | | FEMALES | | | | | | | |
| | | | | Total | under 1 day | 1-6 days | 1-3 wks | 4 wks- | 2 mths- | 3-5 mths | 6-11 mths | Total | under 1 day | 1-6 days | 1-3 wks | 4 wks- | 2 mths- | 3-5 mths | 6-11 mths | Total | under 1 day | 1-6 days | 1-3 wks | 4 wks- | 2 mths- | 3-5 mths | 6-11 mths |
| NORTHERN IRELAND . | 42 | 49 | 40 | 36 | 20 | 7 | . | 3 | 1 | 2 | 3 | 19 | 12 | 4 | . | 2 | . | . | 1 | 17 | 8 | 3 | . | 1 | 1 | 2 | 2 |
| All urban areas . . . | 23 | 30 | 28 | 21 | 10 | 4 | . | 3 | 1 | 1 | 2 | 11 | 7 | 2 | . | 2 | . | . | . | 10 | 3 | 2 | 1 | 1 | 1 | 1 | 2 |
| All rural areas . . . | 19 | 19 | 12 | 15 | 10 | 3 | . | . | . | 1 | 1 | 8 | 5 | 2 | . | . | . | . | 1 | 7 | 5 | 1 | . | . | . | . | . |
| Belfast County Borough . | 13 | 13 | 18 | 9 | 2 | 1 | . | 2 | 1 | 1 | 2 | 3 | 1 | 1 | . | 1 | . | . | . | 6 | 1 | . | . | 1 | 1 | 1 | 2 |
| Londonderry County Borough | 2 | 4 | 2 | 2 | 2 | . | . | . | . | . | . | 1 | 1 | . | . | . | . | . | . | 1 | 1 | . | . | . | . | . | . |
| County Antrim . . . | 7 | 12 | 5 | 5 | 3 | 2 | . | . | . | . | . | 2 | 1 | 1 | . | . | . | . | . | 3 | 2 | 1 | . | . | . | . | . |
| " Armagh . . . | . | 7 | 2 | 3 | 1 | 1 | . | 1 | . | . | . | 2 | . | 1 | . | 1 | . | . | . | 1 | 1 | . | . | . | . | . | . |
| " Down . . . | 8 | 4 | 4 | 10 | 7 | 2 | . | . | . | 1 | . | 6 | 5 | 1 | . | . | . | . | . | 4 | 2 | 1 | . | . | . | 1 | . |
| " Fermanagh . . . | 2 | 1 | 1 | . | . | . | . | . | . | . | . | . | . | . | . | . | . | . | . | . | . | . | . | . | . | . | . |
| " Londonderry* . . . | 2 | 4 | 2 | 2 | 2 | . | . | . | . | . | . | 2 | 2 | . | . | . | . | . | . | . | . | . | . | . | . | . | . |
| " Tyrone . . . | 8 | 4 | 6 | 5 | 3 | 1 | . | . | . | . | 1 | 3 | 2 | . | . | . | . | . | 1 | 2 | 1 | 1 | . | . | . | . | . |

* Excluding County Borough.

ABSTRACT 24. Northern Ireland: Infant

| Detailed List Numbers | CAUSES OF DEATH | Total deaths | Days | | | | | | | Total under 1 week |
|-----------------------|--|--------------|-------------|----------|----------|----------|--------|---------|--------|--------------------|
| | | | under 1 day | 1- | 2- | 3- | 4- | 5- | 6- | |
| | All causes {M F | 404 318 | 132 141 | 34 19 | 27 11 | 10 11 | 6 8 | 10 4 | 1 1 | 220 195 |
| 009 | Diarrhoeal disease {M F | 14 3 | . | . | . | . | . | . | . | . |
| 013 | Tuberculosis of meninges and central nervous system {M F | . | . | . | . | . | . | . | . | . |
| 014 | Tuberculosis of intestines, peritoneum and mesenteric glands {M F | . | . | . | . | . | . | . | . | . |
| 010-012, 015-019 | Other tuberculous diseases {M F | . | . | . | . | . | . | . | . | . |
| 032 | Diphtheria {M F | . | . | . | . | . | . | . | . | . |
| 033 | Whooping cough {M F | 1 | . | . | . | . | . | . | . | . |
| 034.1 | Scarlet fever {M F | . | . | . | . | . | . | . | . | . |
| 036 | Meningococcal infection {M F | 4 . | . | . | . | . | . | . | . | . |
| 040-043 | Acute poliomyelitis {M F | . | . | . | . | . | . | . | . | . |
| 055 | Measles {M F | 1 1 | . | . | . | . | . | . | . | . |
| 090-097 | Syphilis {M F | . | . | . | . | . | . | . | . | . |
| 310-315 | Mental retardation {M F | . | . | . | . | . | . | . | . | . |
| 320 | Meningitis {M F | 6 4 | . | . | 1 | 1 | . | . | . | 2 |
| 466.0, 490-491 | Bronchitis {M F | 2 1 | . | . | . | . | . | . | . | . |
| 470-474 | Influenza {M F | 1 | . | . | . | . | . | . | . | . |
| 480-486 | Pneumonia {M F | 70 55 | 1 . | 1 1 | 1 . | . | . | 1 . | 1 . | 4 2 |
| 740 | Anencephalus {M F | 7 14 | 5 14 | 2 . | . | . | . | . | . | 7 14 |
| 741.0 | Spina bifida with hydrocephalus . . . {M F | 16 18 | . | 3 1 | 1 . | . | 2 1 | 2 1 | . | 6 12 |
| 741.9 | Spina bifida without hydrocephalus . . {M F | 6 5 | 2 2 | . | . | . | . | 1 . | . | 3 2 |
| 742 | Congenital hydrocephalus {M F | 6 2 | 1 1 | . | . | . | . | . | . | 1 1 |
| 743 | Other congenital anomalies of nervous system {M F | . | . | 1 | 1 | 1 | . | . | . | 3 |
| 744 | Congenital anomalies of eye {M F | . | . | . | . | . | . | . | . | . |
| 745 | Congenital anomalies of ear, face and neck {M F | . | . | . | . | . | . | . | . | . |
| 746 | Congenital anomalies of heart {M F | 24 23 | 2 1 | 1 1 | 2 . | 1 . | 1 3 | 1 . | . | 7 6 |
| 747 | Other congenital anomalies of circulatory system {M F | 2 3 | . | . | 2 . | . | . | . | . | 2 |

mortality by cause, age and sex, 1971.

| WEEKS | | | Total under 4 weeks | MONTHS | | | | | | | | | | | Mortality rate per 10,000 live births | Deaths of illegitimate infants | | Detailed List Numbers |
|----------|----------|---------|------------------------------|----------|----------|----------|----------|--------|--------|--------|--------|--------|--------|--------|---|-----------------------------------|---|-----------------------------|
| 1- | 2- | 3- | | 1- | 2- | 3- | 4- | 5- | 6- | 7- | 8- | 9- | 10- | 11- | | No. | Rate per 10,000 illegitimate live births | |
| 30 10 | 16 13 | 15 6 | 281 224 | 34 17 | 20 13 | 17 12 | 12 14 | 6 8 | 5 5 | 9 6 | 6 2 | 7 7 | 3 5 | 4 5 | 245 208 | 19 17 | 317 280 | |
| 5 1 | 1 . | 1 . | 7 1 | 3 . | 1 . | . | 1 1 | 1 1 | 1 1 | . | . | . | . | . | 8 2 | 1 . | 17 . | M } 009 F } |
| . | . | . | . | . | . | . | . | . | . | . | . | . | . | . | . | . | . | M } 013 F } |
| . | . | . | . | . | . | . | . | . | . | . | . | . | . | . | . | . | . | M } 014 F } |
| . | . | . | . | . | . | . | . | . | . | . | . | . | . | . | . | . | . | M } 010-012, F } 015-019 |
| . | . | . | . | . | . | . | . | . | . | . | . | . | . | . | . | . | . | M } 032 F } |
| . | . | . | . | . | . | . | . | 1 | . | . | . | . | . | . | 1 | . | . | M } 033 F } |
| . | . | . | . | . | . | . | . | . | . | . | . | . | . | . | . | . | . | M } 034.1 F } |
| . | . | . | . | 1 | 1 | . | . | 1 | . | 1 | . | . | . | . | 2 | . | . | M } 036 F } |
| . | . | . | . | . | . | . | . | . | . | . | . | . | . | . | . | . | . | M } 040-043 F } |
| . | . | . | . | . | . | . | . | . | . | 1 | . | . | 1 | . | 1 | . | . | M } 055 F } |
| . | . | . | . | . | . | . | . | . | . | . | . | . | . | . | . | . | . | M } 090-097 F } |
| . | . | . | . | . | . | . | . | . | . | . | . | . | . | . | . | . | . | M } 310-315 F } |
| 1 | . | . | 1 | 1 | 1 | . | . | . | . | . | 1 | . | 1 | 1 | 4 | . | . | M } 320 F } |
| . | . | . | 2 | 1 | 1 | . | . | . | . | . | . | . | . | . | 3 | . | . | M } 466.0, F } 490-491 |
| . | . | 1 | 1 | . | . | 1 | . | . | . | . | . | . | 1 | . | 1 | . | . | M } 470-474 F } |
| . | . | . | . | 1 | . | . | . | . | . | . | . | . | . | . | 1 | . | . | M } 480-486 F } |
| 5 2 | 5 2 | 4 | 18 6 | 10 7 | 12 7 | 12 9 | 5 9 | 3 3 | 2 3 | 2 2 | 2 1 | 3 4 | . | 1 | 42 36 | 1 5 | 17 82 | M } 740 F } |
| . | . | . | 7 14 | . | . | . | . | . | . | . | . | . | . | . | 4 9 | 1 | 16 | M } 741.0 F } |
| 2 1 | 1 2 | 4 | 13 15 | 2 1 | . | . | . | 1 | . | 1 | . | . | 1 | . | 10 12 | 1 | 16 | M } 741.9 F } |
| . | 1 | . | 4 | 1 | . | . | . | . | . | 2 | . | . | . | . | 4 3 | . | . | M } 742 F } |
| . | . | . | 1 | 1 | . | . | . | . | . | 1 | 1 | 2 | . | . | 4 1 | 1 | 17 | M } 743 F } |
| . | 1 | . | 4 | . | . | . | . | . | . | . | . | . | 1 | . | 3 | . | . | M } 744 F } |
| . | . | . | . | . | . | . | . | . | . | . | . | . | . | . | . | . | . | M } 745 F } |
| 3 2 | 3 2 | 2 3 | 15 13 | 4 4 | 2 1 | 2 | . | . | . | 2 | . | 1 | . | . | 15 15 | 1 | 17 | M } 746 F } |
| . | . | . | 1 2 | 1 | . | 1 | . | . | . | . | . | . | . | . | 1 2 | . | . | M } 747 F } |

ABSTRACT 24 (continued). Northern Ireland:

| Detailed List Numbers | CAUSES OF DEATH | Total deaths | Days | | | | | | | Total under 1 week |
|-----------------------|--|--------------|-------------|--------|--------|----|----|----|----|--------------------|
| | | | under 1 day | 1- | 2- | 3- | 4- | 5- | 6- | |
| 748 | Congenital anomalies of respiratory system {M F | 2 3 | 1 3 | . | . | . | . | . | . | 1 3 |
| 749 | Cleft palate and cleft lip . . . {M F | 1 . | . | . | . | . | . | . | . | . |
| 750 | Other congenital anomalies of upper alimentary tract . . . {M F | 1 3 | . | . | . | 1 | . | . | . | 1 |
| 751 | Other congenital anomalies of digestive system . . . {M F | 6 3 | . | . | . | . | . | 1 | . | 1 |
| 752 | Congenital anomalies of genital organs . {M F | . | . | . | . | . | . | . | . | . |
| 753 | Congenital anomalies of urinary system . {M F | 6 5 | 3 1 | . | 1 1 | . | . | . | . | 4 2 |
| 754 | Clubfoot (congenital) . . . {M F | . | . | . | . | . | . | . | . | . |
| 755 | Other congenital anomalies of limbs . {M F | . | . | . | . | . | . | . | . | . |
| 756 | Other congenital anomalies of musculo-skeletal system . . . {M F | 3 4 | 2 2 | . | . | . | . | . | . | 2 2 |
| 757 | Congenital anomalies of skin, hair and nails . . . {M F | . | . | . | . | . | . | . | . | . |
| 758 | Other and unspecified congenital anomalies {M F | 1 1 | 1 1 | . | . | . | . | . | . | 1 |
| 759 | Congenital syndromes affecting multiple systems . . . {M F | 7 7 | 5 4 | 1 | . | . | 1 | . | . | 6 5 |
| 760 | Chronic circulatory and genito-urinary diseases in mother . . . {M F | . | . | . | . | . | . | . | . | . |
| 761 | Other maternal conditions unrelated to pregnancy . . . {M F | 2 . | 1 . | 1 | . | . | . | . | . | 2 |
| 762 | Toxaemia of pregnancy . . . {M F | 5 3 | 2 3 | 2 | 1 | . | . | . | . | 5 3 |
| 763 | Maternal ante- and intrapartum infection . {M F | . | . | . | . | . | . | . | . | . |
| 764 | Difficult labour with abnormality of bones, organs or tissues . . . {M F | 1 1 | 1 1 | . | . | . | . | . | . | 1 |
| 765 | Difficult labour with disproportion, but no mention of abnormality of pelvis . {M F | 1 . | 1 . | . | . | . | . | . | . | 1 |
| 766 | Difficult labour with malposition of foetus {M F | . | . | . | . | . | . | . | . | . |
| 767 | Difficult labour with abnormality of forces of labour . . . {M F | . | . | . | . | . | . | . | . | . |
| 768 | Difficult labour with other and unspecified complications . . . {M F | 1 . | 1 . | . | . | . | . | . | . | 1 |
| 769 | Other complications of pregnancy and childbirth . . . {M F | 5 7 | 2 6 | 1 1 | 1 | . | 1 | . | . | 5 7 |
| 770 | Conditions of placenta . . . {M F | 2 9 | 2 9 | . | . | . | . | . | . | 2 9 |
| 771 | Conditions of umbilical cord . . . {M F | 3 2 | 3 2 | . | . | . | . | . | . | 3 2 |
| 772 | Birth injury without mention of cause . {M F | 18 6 | 8 2 | 4 1 | 4 | . | 1 | 1 | . | 18 6 |
| 773 | Termination of pregnancy . . . {M F | . | . | . | . | . | . | . | . | . |

Infant mortality by cause, age and sex, 1971.

| WEEKS | | | Total under 4 weeks | MONTHS | | | | | | | | | | | Mortality rate per 10,000 live births | Deaths of illegitimate infants | | Detailed List Numbers |
|-------|----|----|------------------------------|--------|----|----|----|----|----|----|----|----|-----|-----|---|-----------------------------------|---|-----------------------------|
| 1- | 2- | 3- | | 1- | 2- | 3- | 4- | 5- | 6- | 7- | 8- | 9- | 10- | 11- | | No. | Rate per 10,000 illegitimate live births | |
| . | . | . | 1 | 1 | . | . | . | . | . | . | . | . | . | . | 1 | . | . | M } 748 |
| . | . | . | 3 | . | . | . | . | . | . | . | . | . | . | . | 2 | . | . | F } 748 |
| . | . | . | . | . | . | 1 | . | . | . | . | . | . | . | . | 1 | . | . | M } 749 |
| . | . | . | . | . | . | . | . | . | . | . | . | . | . | . | . | . | . | F } 749 |
| 1 | . | . | 1 | 1 | 1 | . | . | . | . | . | . | . | . | . | 1 | . | . | M } 750 |
| 1 | . | . | 1 | 1 | 1 | . | . | . | . | . | . | . | . | . | 2 | . | . | F } 750 |
| 1 | . | 1 | 3 | . | 1 | . | 1 | 1 | . | . | . | . | . | 1 | 4 | . | . | M } 751 |
| . | . | . | . | . | . | . | 1 | 1 | . | . | . | . | . | 1 | 2 | . | . | F } 751 |
| . | . | . | . | . | . | . | . | . | . | . | . | . | . | . | . | . | . | M } 752 |
| . | . | . | . | . | . | . | . | . | . | . | . | . | . | . | . | . | . | F } 752 |
| 2 | . | . | 6 | . | . | . | . | . | . | . | . | . | . | . | 4 | . | . | M } 753 |
| . | 1 | . | 3 | 1 | . | . | . | . | . | . | . | 1 | . | . | 3 | . | . | F } 753 |
| . | . | . | . | . | . | . | . | . | . | . | . | . | . | . | . | . | . | M } 754 |
| . | . | . | . | . | . | . | . | . | . | . | . | . | . | . | . | . | . | F } 754 |
| . | . | . | . | . | . | . | . | . | . | . | . | . | . | . | . | . | . | M } 755 |
| . | . | . | . | . | . | . | . | . | . | . | . | . | . | . | . | . | . | F } 755 |
| . | 1 | . | 2 | . | . | . | 1 | . | . | . | . | . | . | . | 2 | . | . | M } 756 |
| . | . | . | 3 | . | . | . | . | 1 | . | . | . | . | . | . | 3 | . | . | F } 756 |
| . | . | . | . | . | . | . | . | . | . | . | . | . | . | . | . | . | . | M } 757 |
| . | . | . | . | . | . | . | . | . | . | . | . | . | . | . | . | . | . | F } 757 |
| . | . | . | . | . | . | . | . | . | . | . | . | . | . | . | . | . | . | M } 758 |
| . | . | . | 1 | . | . | . | . | . | . | . | . | . | . | . | 1 | . | . | F } 758 |
| . | . | . | 6 | 1 | . | . | . | . | . | . | . | . | . | . | 4 | . | . | M } 759 |
| . | . | . | 5 | . | . | . | 1 | . | . | . | 1 | . | . | . | 5 | 1 | 16 | F } 759 |
| . | . | . | . | . | . | . | . | . | . | . | . | . | . | . | . | . | . | M } 760 |
| . | . | . | . | . | . | . | . | . | . | . | . | . | . | . | . | . | . | F } 760 |
| . | . | . | 2 | . | . | . | . | . | . | . | . | . | . | . | 1 | . | . | M } 761 |
| . | . | . | . | . | . | . | . | . | . | . | . | . | . | . | . | . | . | F } 761 |
| . | . | . | 5 | . | . | . | . | . | . | . | . | . | . | . | 3 | 1 | 17 | M } 762 |
| . | . | . | 3 | . | . | . | . | . | . | . | . | . | . | . | 2 | . | . | F } 762 |
| . | . | . | . | . | . | . | . | . | . | . | . | . | . | . | . | . | . | M } 763 |
| . | . | . | . | . | . | . | . | . | . | . | . | . | . | . | . | . | . | F } 763 |
| . | . | . | 1 | . | . | . | . | . | . | . | . | . | . | . | 1 | . | . | M } 764 |
| . | . | . | . | . | . | . | . | . | . | . | . | . | . | . | . | . | . | F } 764 |
| . | . | . | 1 | . | . | . | . | . | . | . | . | . | . | . | 1 | . | . | M } 765 |
| . | . | . | . | . | . | . | . | . | . | . | . | . | . | . | . | . | . | F } 765 |
| . | . | . | . | . | . | . | . | . | . | . | . | . | . | . | . | . | . | M } 766 |
| . | . | . | . | . | . | . | . | . | . | . | . | . | . | . | . | . | . | F } 766 |
| . | . | . | . | . | . | . | . | . | . | . | . | . | . | . | . | . | . | M } 767 |
| . | . | . | . | . | . | . | . | . | . | . | . | . | . | . | . | . | . | F } 767 |
| . | . | . | 1 | . | . | . | . | . | . | . | . | . | . | . | 1 | . | . | M } 768 |
| . | . | . | . | . | . | . | . | . | . | . | . | . | . | . | . | . | . | F } 768 |
| . | . | . | 5 | . | . | . | . | . | . | . | . | . | . | . | 3 | 1 | 16 | M } 769 |
| . | . | . | 7 | . | . | . | . | . | . | . | . | . | . | . | 5 | . | . | F } 769 |
| . | . | . | 2 | . | . | . | . | . | . | . | . | . | . | . | 1 | 1 | 17 | M } 770 |
| . | . | . | 9 | . | . | . | . | . | . | . | . | . | . | . | 6 | . | . | F } 770 |
| . | . | . | 3 | . | . | . | . | . | . | . | . | . | . | . | 2 | 1 | 16 | M } 771 |
| . | . | . | 2 | . | . | . | . | . | . | . | . | . | . | . | 1 | . | . | F } 771 |
| . | . | . | 18 | . | . | . | . | . | . | . | . | . | . | . | 11 | 1 | 17 | M } 772 |
| . | . | . | 6 | . | . | . | . | . | . | . | . | . | . | . | 4 | . | . | F } 772 |
| . | . | . | . | . | . | . | . | . | . | . | . | . | . | . | . | . | . | M } 773 |
| . | . | . | . | . | . | . | . | . | . | . | . | . | . | . | . | . | . | F } 773 |

ABSTRACT 24 (continued). Northern Ireland:

| Detailed List Numbers | CAUSES OF DEATH | Total deaths | DAYS | | | | | | | Total under 1 week |
|-----------------------------|--|-----------------|----------------|---------|---------|--------|--------|--------|----|--------------------------|
| | | | under 1 day | 1- | 2- | 3- | 4- | 5- | 6- | |
| 774 | Haemolytic disease of newborn with kernicterus {M F} | . . | . . | . | . | . | . | . | . | . |
| 775 | Haemolytic disease of newborn without kernicterus {M F} | 5 4 | 2 2 | . | 1 | 1 | . | . | . | 3 4 |
| 776 | Anoxic and hypoxic conditions not elsewhere classified {M F} | 84 44 | 46 33 | 12 7 | 10 2 | 5 2 | 1 . | 4 . | . | 78 44 |
| 777 | Immaturity, unqualified {M F} | 54 58 | 41 44 | 6 6 | 3 2 | 2 2 | 1 1 | . | 1 | 53 56 |
| 778 | Other conditions of foetus or newborn . . {M F} | 4 2 | . | . | 3 | . | . | . | . | 3 2 |
| Rem. 000-796 | Other natural causes {M F} | 32 19 | 1 . | . | 1 | 1 1 | 1 1 | . | . | 4 2 |
| E904 | Hunger, thirst, exposure and neglect . {M F} | 1 . | 1 . | . | . | . | . | . | . | 1 . |
| E911-912 | Inhalation and ingestion of food, etc., causing obstruction or suffocation . {M F} | 3 . | . | . | . | . | . | . | . | . |
| E913 | Accidental mechanical suffocation . . {M F} | . . | . | . | . | . | . | . | . | . |
| Rem. E800-999 | Other violent deaths {M F} | . 1 | . | . | . | . | . | . | . | . |

Infant mortality by cause, age and sex, 1971.

| WEEKS | | | Total under 4 weeks | MONTHS | | | | | | | | | | | Mortality rate per 10,000 live births | Deaths of illegitimate infants | | Detailed List Numbers |
|-------|----|----|------------------------------|--------|----|----|----|----|----|----|----|----|-----|-----|---|-----------------------------------|---|-----------------------------|
| 1- | 2- | 3- | | 1- | 2- | 3- | 4- | 5- | 6- | 7- | 8- | 9- | 10- | 11- | | No. | Rate per 10,000 illegitimate live births | |
| . | . | . | . | . | . | . | . | . | . | . | . | . | . | . | . | . | . | M } 774 |
| . | . | . | . | . | . | . | . | . | . | . | . | . | . | . | . | . | . | F } |
| . | 1 | 1 | 5 | . | . | . | . | . | . | . | . | . | . | . | 3 | . | . | M } 775 |
| . | . | . | 4 | . | . | . | . | . | . | . | . | . | . | . | 3 | . | . | F } |
| 4 | . | 1 | 83 | 1 | . | . | . | . | . | . | . | . | . | . | 51 | 5 | 83 | M } 776 |
| . | . | . | 44 | . | . | . | . | . | . | . | . | . | . | . | 29 | 4 | 66 | F } |
| . | 1 | . | 54 | . | . | . | . | . | . | . | . | . | . | . | 33 | 6 | 100 | M } 777 |
| 1 | 1 | . | 58 | . | . | . | . | . | . | . | . | . | . | . | 38 | 2 | 33 | F } |
| . | 1 | . | 4 | . | . | . | . | . | . | . | . | . | . | . | 2 | . | . | M } 778 |
| . | . | . | 2 | . | . | . | . | . | . | . | . | . | . | . | 1 | 1 | 16 | F } |
| 6 | 1 | 1 | 12 | 7 | 1 | 1 | 4 | 1 | . | 3 | . | 1 | 1 | 1 | 19 | 1 | 17 | M } Rem. |
| 1 | 2 | 2 | 7 | 2 | 3 | 1 | . | 2 | 1 | 1 | . | 1 | . | 1 | 12 | . | . | F } 000-796 |
| . | . | . | 1 | . | . | . | . | . | . | . | . | . | . | . | 1 | . | . | M } E904 |
| . | . | . | . | . | . | . | . | . | . | . | . | . | . | . | . | . | . | F } |
| . | . | . | . | 1 | . | 1 | . | . | . | 1 | . | . | . | . | 2 | . | . | M } E911-912 |
| . | . | . | . | . | . | . | . | . | . | . | . | . | . | . | . | . | . | F } |
| . | . | . | . | . | . | . | . | . | . | . | . | . | . | . | . | . | . | M } E913 |
| . | . | . | . | . | . | . | . | . | . | . | . | . | . | . | . | . | . | F } |
| . | 1 | . | 1 | . | . | . | . | . | . | . | . | . | . | . | 1 | . | . | M } Rem. |
| . | . | . | . | . | . | . | . | . | . | . | . | . | . | . | . | . | . | F } E900-999 |

**ABSTRACT 25. Northern Ireland: Infant mortality by cause,
sex and month of registration, 1971.**

| Detailed List Numbers | CAUSES OF DEATH | Year | January | February | March | April | May | June | July | August | September | October | November | December |
|-----------------------|--|------|---------|----------|-------|-------|-----|------|------|--------|-----------|---------|----------|----------|
| 009 | Diarrhoeal disease . . M | 14 | . | 3 | . | 1 | 1 | 1 | 1 | 3 | . | 1 | 2 | 1 |
| | F | 3 | . | . | . | . | 2 | . | . | . | 1 | . | . | . |
| 013 | Tuberculosis of meninges and M | . | . | . | . | . | . | . | . | . | . | . | . | . |
| | central nervous system . F | . | . | . | . | . | . | . | . | . | . | . | . | . |
| 014 | Tuberculosis of intestines, M | . | . | . | . | . | . | . | . | . | . | . | . | . |
| | peritoneum and mesenteric glands F | . | . | . | . | . | . | . | . | . | . | . | . | . |
| 010-012, 015-019 | Other tuberculous diseases . M | . | . | . | . | . | . | . | . | . | . | . | . | . |
| | F | . | . | . | . | . | . | . | . | . | . | . | . | . |
| 032 | Diphtheria . . . M | . | . | . | . | . | . | . | . | . | . | . | . | . |
| | F | . | . | . | . | . | . | . | . | . | . | . | . | . |
| 033 | Whooping cough . . M | . | . | . | . | . | . | . | . | . | . | . | . | . |
| | F | 1 | . | . | . | . | . | . | 1 | . | . | . | . | . |
| 034.1 | Scarlet fever . . . M | . | . | . | . | . | . | . | . | . | . | . | . | . |
| | F | . | . | . | . | . | . | . | . | . | . | . | . | . |
| 036 | Meningococcal infection . M | 4 | . | . | . | 1 | . | . | . | 1 | 2 | . | . | . |
| | F | . | . | . | . | . | . | . | . | . | . | . | . | . |
| 040-043 | Acute poliomyelitis . . M | . | . | . | . | . | . | . | . | . | . | . | . | . |
| | F | . | . | . | . | . | . | . | . | . | . | . | . | . |
| 055 | Measles M | 1 | . | . | . | . | . | . | . | 1 | . | . | . | . |
| | F | 1 | 1 | . | . | . | . | . | . | . | . | . | . | . |
| 090-097 | Syphilis M | . | . | . | . | . | . | . | . | . | . | . | . | . |
| | F | . | . | . | . | . | . | . | . | . | . | . | . | . |
| 310-315 | Mental retardation . . M | . | . | . | . | . | . | . | . | . | . | . | . | . |
| | F | . | . | . | . | . | . | . | . | . | . | . | . | . |
| 320 | Meningitis M | 6 | . | 2 | . | . | . | . | 1 | . | . | . | 1 | 1 |
| | F | 4 | 1 | . | . | . | . | 1 | . | 2 | . | . | . | . |
| 466.0, 490-491 | Bronchitis M | 2 | . | . | . | 1 | 1 | . | . | . | . | . | . | . |
| | F | 1 | . | . | . | . | . | 1 | . | . | . | . | . | . |
| 470-474 | Influenza M | 1 | . | . | . | . | . | . | . | . | 1 | . | . | . |
| | F | . | . | . | . | . | . | . | . | . | . | . | . | . |
| 480-486 | Pneumonia M | 70 | 7 | 3 | 8 | 4 | 7 | 9 | 9 | 3 | 7 | 2 | 9 | 2 |
| | F | 55 | 7 | 7 | 8 | 5 | 4 | 6 | 1 | 2 | 4 | 7 | 3 | 1 |
| 740 | Anencephalus M | 7 | . | 2 | . | . | . | 2 | 1 | 2 | . | . | . | . |
| | F | 14 | . | 2 | 3 | 2 | 1 | 1 | 1 | 2 | . | . | 1 | . |
| 741.0 | Spina bifida with hydrocephalus M | 16 | . | 1 | 1 | 3 | 1 | 3 | 2 | 2 | 3 | 1 | 2 | 1 |
| | F | 18 | 3 | 2 | 3 | . | . | 2 | 2 | 1 | 1 | 2 | 1 | 2 |
| 741.9 | Spina bifida without hydrocephalus M | 6 | 1 | . | 1 | . | 1 | 1 | 1 | . | 1 | . | . | 1 |
| | F | 5 | . | . | . | . | . | . | . | . | . | . | . | . |
| 742 | Congenital hydrocephalus . M | 6 | . | 1 | . | . | . | 1 | 1 | . | 4 | . | . | . |
| | F | 2 | . | . | . | . | . | . | 1 | . | 1 | . | . | . |
| 743 | Other congenital anomalies of nervous system . M | . | . | . | . | . | . | . | . | . | . | . | . | . |
| | F | 5 | . | 1 | 1 | 1 | 1 | 1 | . | . | . | . | . | . |
| 744 | Congenital anomalies of eye . M | . | . | . | . | . | . | . | . | . | . | . | . | . |
| | F | . | . | . | . | . | . | . | . | . | . | . | . | . |
| 745 | Congenital anomalies of ear, face and neck . . M | . | . | . | . | . | . | . | . | . | . | . | . | . |
| | F | . | . | . | . | . | . | . | . | . | . | . | . | . |
| 746 | Congenital anomalies of heart M | 24 | 2 | 4 | 2 | 4 | 2 | 3 | 2 | . | . | 2 | 1 | 2 |
| | F | 23 | . | 2 | . | 4 | 2 | 5 | 2 | 2 | 2 | 1 | 2 | 1 |
| 747 | Other congenital anomalies of circulatory system . M | 2 | . | 1 | . | . | . | . | . | . | 1 | . | . | 1 |
| | F | 3 | . | . | . | . | 2 | . | . | . | . | . | . | . |
| 748 | Congenital anomalies of respiratory system . . M | 2 | . | . | . | . | 1 | . | . | . | . | . | 1 | . |
| | F | 3 | . | . | 1 | . | . | 1 | . | . | 1 | . | . | . |
| 749 | Cleft palate and cleft lip . M | 1 | . | . | . | . | 1 | . | . | . | . | . | . | . |
| | F | . | . | . | . | . | . | . | . | . | . | . | . | . |
| 750 | Other congenital anomalies of upper alimentary tract . M | 1 | . | . | . | . | . | 1 | . | . | . | . | . | . |
| | F | 3 | . | . | . | . | 1 | . | . | . | . | 1 | . | 1 |
| 751 | Other congenital anomalies of digestive system . . M | 6 | 3 | 1 | . | . | . | . | 1 | . | . | . | . | . |
| | F | 3 | . | 1 | 1 | . | . | . | . | . | 1 | . | . | . |
| 752 | Congenital anomalies of genital organs . . . M | . | . | . | . | . | . | . | . | . | . | . | . | . |
| | F | . | . | . | . | . | . | . | . | . | . | . | . | . |
| 753 | Congenital anomalies of urinary system . . . M | 6 | . | . | . | 1 | . | . | 1 | . | 3 | . | 1 | . |
| | F | 5 | . | . | 1 | . | . | . | . | 2 | 2 | . | . | . |
| 754 | Clubfoot (congenital) . . M | . | . | . | . | . | . | . | . | . | . | . | . | . |
| | F | . | . | . | . | . | . | . | . | . | . | . | . | . |
| 755 | Other congenital anomalies of limbs M | . | . | . | . | . | . | . | . | . | . | . | . | . |
| | F | . | . | . | . | . | . | . | . | . | . | . | . | . |
| 756 | Other congenital anomalies of musculoskeletal system . M | 3 | . | . | 1 | . | . | . | . | . | . | 1 | 1 | . |
| | F | 4 | 1 | . | . | . | . | 1 | 1 | . | 1 | . | . | . |
| 757 | Congenital anomalies of skin, hair and nails . . . M | . | . | . | . | . | . | . | . | . | . | . | . | . |
| | F | . | . | . | . | . | . | . | . | . | . | . | . | . |
| 758 | Other and unspecified congenital anomalies . . . M | . | . | . | . | . | . | . | . | . | . | . | . | . |
| | F | 1 | 1 | . | . | . | . | . | . | . | . | . | . | . |
| 759 | Congenital syndromes affecting multiple systems . M | 7 | 1 | . | . | 1 | 3 | 1 | . | . | . | 1 | 1 | 2 |
| | F | 7 | . | . | . | 2 | 1 | . | . | . | . | . | . | . |

**ABSTRACT 25 (continued). Northern Ireland: Infant mortality by cause,
sex and month of registration, 1971.**

| Detailed List Numbers | CAUSES OF DEATH | Year | January | February | March | April | May | June | July | August | September | October | November | December |
|-----------------------------|--|------|---------|----------|-------|-------|-----|------|------|--------|-----------|---------|----------|----------|
| 760 | Chronic circulatory and genito-urinary diseases in mother | M | . | . | . | . | . | . | . | . | . | . | . | . |
| | | F | . | . | . | . | . | . | . | . | . | . | . | . |
| 761 | Other maternal conditions unrelated to pregnancy | M | 2 | . | . | . | . | . | 1 | . | . | . | 1 | . |
| | | F | . | . | . | . | . | . | . | . | . | . | . | . |
| 762 | Toxaemia of pregnancy | M | 5 | . | . | . | 1 | 2 | 1 | . | . | . | . | 1 |
| | | F | 3 | . | . | . | . | 1 | 1 | . | . | . | . | 1 |
| 763 | Maternal ante- and intra-partum infection | M | . | . | . | . | . | . | . | . | . | . | . | . |
| | | F | . | . | . | . | . | . | . | . | . | . | . | . |
| 764 | Difficult labour with abnormality of bones, organs or tissues of pelvis | M | 1 | . | . | . | . | . | . | . | 1 | . | . | . |
| | | F | . | . | . | . | . | . | . | . | . | . | . | . |
| 765 | Difficult labour with disproportion, but no mention of abnormality of pelvis | M | . | . | . | . | . | . | . | . | . | . | . | . |
| | | F | 1 | 1 | . | . | . | . | . | . | . | . | . | . |
| 766 | Difficult labour with malposition of foetus | M | . | . | . | . | . | . | . | . | . | . | . | . |
| | | F | . | . | . | . | . | . | . | . | . | . | . | . |
| 767 | Difficult labour with abnormality of forces of labour | M | . | . | . | . | . | . | . | . | . | . | . | . |
| | | F | . | . | . | . | . | . | . | . | . | . | . | . |
| 768 | Difficult labour with other and unspecified complications | M | 1 | . | . | 1 | . | . | . | . | . | . | . | . |
| | | F | . | . | . | . | . | . | . | . | . | . | . | . |
| 769 | Other complications of pregnancy and childbirth | M | 5 | . | . | . | 1 | 1 | . | 1 | 1 | . | . | 1 |
| | | F | 7 | . | . | 2 | . | 4 | . | . | 1 | . | . | . |
| 770 | Conditions of placenta | M | 2 | . | 1 | 1 | . | . | . | . | . | . | . | . |
| | | F | 9 | 2 | 3 | . | . | 1 | 1 | 1 | . | 1 | . | . |
| 771 | Conditions of umbilical cord | M | 3 | 1 | . | . | 1 | . | 1 | . | . | . | . | . |
| | | F | 2 | 1 | . | . | . | . | . | . | . | 1 | . | . |
| 772 | Birth injury without mention of cause | M | 18 | . | 1 | . | 2 | 2 | 1 | 3 | 3 | . | 2 | 1 |
| | | F | 6 | . | . | . | . | . | . | 1 | . | 1 | . | . |
| 773 | Termination of pregnancy | M | . | . | . | . | . | . | . | . | . | . | . | . |
| | | F | . | . | . | . | . | . | . | . | . | . | . | . |
| 774 | Haemolytic disease of newborn with kernicterus | M | . | . | . | . | . | . | . | . | . | . | . | . |
| | | F | . | . | . | . | . | . | . | . | . | . | . | . |
| 775 | Haemolytic disease of newborn without kernicterus | M | 5 | . | 1 | . | 2 | . | 1 | 1 | . | . | . | . |
| | | F | 4 | 1 | . | . | 2 | . | . | . | . | . | . | . |
| 776 | Anoxic and hypoxic conditions not elsewhere classified | M | 84 | 3 | 8 | 10 | 7 | 8 | 3 | 5 | 12 | 6 | 8 | 9 |
| | | F | 44 | 2 | 6 | 3 | . | 5 | 4 | 5 | 5 | 4 | 4 | 3 |
| 777 | Immaturity, unqualified | M | 54 | 7 | 2 | 9 | 8 | 6 | 2 | 2 | 5 | 2 | 4 | 2 |
| | | F | 58 | 1 | 8 | 2 | 7 | 5 | 4 | 5 | 7 | 5 | 3 | 4 |
| 778 | Other conditions of foetus or newborn | M | 4 | 1 | . | . | 1 | . | . | . | . | . | . | 1 |
| | | F | 2 | . | 1 | . | . | 1 | . | . | . | . | . | . |
| Rem. 000-796 | Other natural causes | M | 32 | 3 | 4 | 5 | 4 | 2 | 4 | 1 | 2 | 1 | 3 | 2 |
| E904 | Hunger, thirst, exposure or neglect | M | 19 | 3 | 1 | 3 | 3 | . | 2 | 2 | 1 | 1 | 1 | 1 |
| | | F | 1 | . | . | . | . | . | . | . | . | . | . | 1 |
| E911-912 | Inhalation and ingestion of food causing obstruction or suffocation | M | 3 | . | 2 | . | 1 | . | . | . | . | . | . | . |
| | | F | . | . | . | . | . | . | . | . | . | . | . | . |
| E913 | Accidental mechanical suffocation | M | . | . | . | . | . | . | . | . | . | . | . | . |
| | | F | . | . | . | . | . | . | . | . | . | . | . | . |
| Rem. E800-999 | Other violent deaths | M | . | . | . | . | . | . | . | . | . | . | . | . |
| | | F | 1 | . | . | . | . | . | . | 1 | . | . | . | . |
| | TOTAL | M | 404 | 29 | 36 | 39 | 39 | 37 | 33 | 37 | 30 | 31 | 33 | 27 |
| | | F | 318 | 25 | 32 | 30 | 28 | 27 | 33 | 24 | 27 | 23 | 17 | 21 |

ABSTRACT 26. Northern Ireland: Nature of congenital malformations

| List* number | MALFORMATIONS | | NUMBER OF | | | | | | | |
|-----------------|--|---------------------------------|-----------------|---------------|-----------------|---------------|-----------------|---------------|---------------|---------------|
| | | | Total | | 0 | | 1 | | 2 | |
| | TYPE OF BIRTH (LIVE OR STILL) | | L | S | L | S | L | S | L | S |
| | All malformations | { Males Females Not Known | 575 492 8 | 63 91 6 | 192 170 6 | 21 21 4 | 156 110 . | 9 24 2 | 94 89 2 | 10 14 . |
| 0 | Central nervous system | { M F NK | 104 80 . | 52 77 . | 40 31 . | 18 19 . | 30 15 . | 8 21 . | 17 10 . | 10 10 . |
| | (a) Anencephalus | { M F NK | 7 16 . | 25 60 . | 2 5 . | 10 17 . | 3 1 . | 4 15 . | 4 3 . | 4 8 . |
| | (b) Hydrocephalus | { M F NK | 33 16 . | 10 7 . | 12 8 . | 4 1 . | 11 2 . | 2 2 . | 6 3 . | 2 1 . |
| | (c) Spina bifida | { M F NK | 53 40 . | 14 8 . | 21 15 . | 3 1 . | 14 10 . | 1 4 . | 8 3 . | 4 1 . |
| | (d) Other defects of central nervous system | { M F NK | 11 8 . | 3 2 . | 5 3 . | 1 . | 2 2 . | 1 . | 3 1 . | . |
| 1 | Eye, ear | { M F NK | 15 8 . | 5 1 . | 5 2 . | 1 . | 1 2 . | 4 . | 4 . | 1 . |
| 2 | Alimentary system | { M F NK | 63 49 . | 4 . | 19 21 . | . | 15 12 . | 8 . | 8 9 . | . |
| 3 | Heart and great vessels | { M F NK | 43 38 . | 13 . | 13 . | 10 . | 8 . | 6 . | 8 . | . |
| | (a) Congenital heart disease N.O.S. | { M F NK | 30 27 . | 11 7 . | 5 . | 5 6 . | 4 . | 4 5 . | . | . |
| | (b) Other defects of heart and great vessels | { M F NK | 13 11 . | 2 1 . | 2 . | 5 2 . | 2 . | 2 3 . | . | . |
| 4 | Respiratory system | { M F NK | 22 15 . | 8 2 . | 8 3 . | 6 . | 7 1 . | 4 3 . | 4 1 . | 1 . |
| 5 | Uro-genital system | { M F NK | 47 4 . | 1 . | 15 . | 10 . | 4 . | 11 . | . | . |
| 6 | Limbs | { M F NK | 204 238 . | 1 1 . | 65 86 . | 1 . | 60 48 . | 36 45 . | . | . |
| | (a) Talipes | { M F NK | 99 74 . | 1 . | 34 28 . | 25 . | 18 1 . | 19 11 . | . | . |
| | (b) Other defects of limbs | { M F NK | 105 164 . | 1 1 . | 31 58 . | 1 . | 35 30 . | 17 34 . | . | . |
| 7 | Other skeletal | { M F NK | 14 13 . | 2 . | 4 5 . | 2 . | 3 4 . | 4 . | 2 . | . |
| 8 | Other systems | { M F NK | 37 28 . | 1 4 . | 15 9 . | 1 . | 15 4 . | 3 5 . | 1 . | 1 . |
| 9 | Other malformations | { M F NK | 26 19 . | 2 . | 8 5 . | 6 2 . | 6 . | 1 1 . | 1 . | 1 . |
| | (a) Mongolism | { M F NK | 16 15 . | 1 . | 4 4 . | 4 . | 4 3 . | 1 3 . | . | . |
| | (b) Other malformations | { M F NK | 10 4 . | 1 2 . | 4 1 . | 2 . | 2 3 . | 1 . | 1 . | 1 . |

*Special list numbers adopted by Ministry of Health and Social Services.

by sex, type of birth and number of other children born to mother, 1971.

CHILDREN

| 3 | | 4 | | 5 | | 6 | | 7 | | 8 | | 9 | | 10+ | |
|----|----|----|---|----|---|---|---|----|---|---|---|---|---|-----|---|
| L | S | L | S | L | S | L | S | L | S | L | S | L | S | L | S |
| 41 | 3 | 38 | 5 | 20 | 4 | 8 | 3 | 12 | 1 | 3 | 6 | 6 | 1 | 5 | 1 |
| 50 | 13 | 23 | 4 | 26 | 6 | 7 | 5 | 5 | 2 | 6 | 1 | 2 | 1 | 4 | . |
| . | . | . | . | . | . | . | . | . | . | . | . | . | . | . | . |
| 5 | 2 | 5 | 4 | 3 | 3 | . | 1 | 3 | 1 | . | 5 | 1 | 1 | . | . |
| 9 | 9 | 4 | 3 | 6 | 6 | 3 | 5 | . | 2 | . | 1 | 2 | 1 | . | . |
| 1 | 1 | 1 | 1 | . | 1 | . | . | . | . | . | 2 | . | . | . | . |
| 3 | 6 | 1 | 3 | 1 | 5 | 1 | 4 | . | 1 | . | . | 1 | . | . | . |
| . | . | . | . | . | . | . | . | . | . | . | . | . | . | . | . |
| 1 | 1 | 1 | . | 1 | 1 | . | . | 1 | . | . | 1 | . | . | . | . |
| 3 | 2 | . | . | 2 | . | . | . | . | . | . | . | . | . | . | . |
| 4 | 1 | 3 | 2 | 2 | 1 | 2 | . | 1 | . | . | 2 | 1 | 1 | . | . |
| . | . | 3 | . | 2 | . | . | . | . | . | . | . | . | . | . | . |
| 1 | 1 | . | 1 | . | . | . | . | 1 | . | . | . | . | . | . | . |
| 2 | . | . | . | . | . | . | . | . | . | . | . | . | . | . | . |
| . | . | 2 | . | . | . | . | . | 1 | . | . | . | . | . | . | . |
| 7 | . | . | . | . | . | . | . | . | . | . | . | . | . | . | . |
| 3 | . | 6 | 1 | 2 | . | . | 2 | 2 | . | 2 | . | 2 | . | . | 1 |
| . | . | 1 | . | . | . | . | . | 1 | . | . | . | . | . | . | . |
| 2 | . | 7 | . | 2 | . | 3 | . | . | . | . | . | . | . | 1 | . |
| 6 | . | 3 | . | 2 | . | 1 | . | . | . | 1 | . | . | . | . | . |
| . | . | . | . | . | . | . | . | . | . | . | . | . | . | . | . |
| 2 | . | 5 | . | 2 | . | 1 | . | . | . | 1 | . | . | . | 1 | . |
| 2 | . | 2 | . | . | . | 2 | . | . | . | . | . | . | . | . | . |
| 4 | . | 2 | . | . | . | . | . | . | . | . | . | . | . | . | . |
| 1 | . | 1 | . | 1 | . | . | . | . | . | . | . | . | . | . | . |
| 1 | . | 2 | . | . | . | . | . | . | . | 1 | . | . | . | . | . |
| 6 | . | 1 | . | 2 | . | 1 | . | . | . | 1 | 1 | . | . | . | . |
| . | . | . | . | . | . | . | . | . | . | . | . | . | . | . | . |
| 13 | . | 11 | . | 7 | . | 3 | . | 5 | . | . | . | 2 | . | 2 | . |
| 24 | . | 11 | . | 16 | . | 3 | . | 2 | . | 1 | . | . | . | 2 | . |
| 5 | . | 7 | . | 3 | . | 1 | . | 2 | . | . | . | 2 | . | 1 | . |
| 5 | . | 4 | . | 5 | . | . | . | 2 | . | . | . | . | . | 1 | . |
| 8 | . | . | . | . | . | . | . | . | . | . | . | . | . | . | . |
| 19 | . | 4 | . | 11 | . | 2 | . | 3 | . | 1 | . | . | . | 1 | . |
| . | . | 7 | . | . | . | 3 | . | . | . | . | . | . | . | . | . |
| 2 | . | 1 | . | . | . | . | . | . | . | . | . | . | . | . | . |
| 1 | . | . | . | . | . | . | . | 1 | . | . | . | . | . | . | . |
| 2 | 2 | 3 | 1 | 2 | 1 | . | . | 1 | . | . | . | . | . | . | . |
| 4 | . | . | . | . | . | . | . | . | . | . | . | . | . | . | . |
| 1 | 1 | 2 | . | 3 | . | 1 | . | . | . | 1 | . | 1 | . | 3 | . |
| 2 | . | 1 | . | . | . | 1 | . | . | . | . | . | . | . | 1 | . |
| 1 | . | 1 | . | . | . | . | . | . | . | . | . | . | . | . | . |
| . | 2 | . | . | . | . | . | . | . | . | . | . | 1 | . | . | . |

ABSTRACT 27. Northern Ireland: Nature of congenital malformations by age of mother, 1971.

| List* number | MALFORMATIONS | AGE OF MOTHER | | | | | | | | | | | | |
|-----------------|---|---------------|---------------|----------|----------|-----------|-----------|-----------|------------|------------|------------|------------|-----------|---------------------|
| | | All ages | Not stated | 15 years | 16 years | 17 years | 18 years | 19 years | 20- years | 25- years | 30- years | 35- years | 40- years | 45 years andover |
| | All malformations | 1,235 | . | 2 | 4 | 15 | 24 | 35 | 347 | 373 | 236 | 137 | 58 | 4 |
| 0.0 | Defects of brain N.O.S. | | | | | | | | | | | | | |
| 0.1 | Anencephalus | 108 | . | 1 | . | . | 2 | 3 | 28 | 27 | 25 | 16 | 4 | 2 |
| 0.2 | Encephalocele | 7 | . | . | . | . | . | . | . | 1 | 4 | 1 | 1 | . |
| 0.3 | Arnold Chiari malformation | | . | . | . | . | . | . | . | . | . | . | . | . |
| 0.4 | Hydrocephalus | 66 | . | . | . | 2 | . | . | 25 | 23 | 8 | 5 | 3 | . |
| 0.5 | Microcephalus | 3 | . | . | . | . | . | . | 3 | . | . | . | . | . |
| 0.6 | Other defects of brain | 4 | . | . | . | . | . | . | . | 2 | 1 | 1 | . | . |
| 0.7 | Defects of spinal cord N.O.S. | 5 | . | . | . | . | . | . | 4 | 1 | . | . | . | . |
| 0.8 | Spina bifida | 115 | . | 1 | . | 3 | . | 1 | 45 | 32 | 18 | 10 | 5 | . |
| 0.9 | Other defects of spinal cord | 5 | . | . | . | . | . | . | 3 | 1 | . | 1 | . | . |
| 1.0 | Defects of eye N.O.S. | | | | | | | | | | | | | |
| 1.1 | Anophthalmos, microphthalmos | 1 | . | . | . | . | . | . | 1 | . | . | . | . | . |
| 1.2 | Buphthalmos | | . | . | . | . | . | . | . | . | . | . | . | . |
| 1.3 | Cataract | 1 | . | . | . | . | . | . | . | . | 1 | . | . | . |
| 1.4 | Corneal opacity | 1 | . | . | . | . | 1 | . | . | . | . | . | . | . |
| 1.5 | Other defects of eye | 5 | . | . | . | . | . | . | . | 1 | 2 | 1 | 1 | . |
| 1.6 | Defects of ear N.O.S. | 1 | . | . | . | . | . | . | . | 1 | . | . | . | . |
| 1.7 | Defects of ear causing impairment of hearing | 1 | . | . | . | . | . | . | . | . | . | . | . | . |
| 1.8 | Accessory auricle | 6 | . | . | . | . | 1 | . | 2 | 1 | 1 | 1 | . | . |
| 1.9 | Other defects of ear | 8 | . | . | . | . | . | . | 2 | 4 | . | 2 | . | . |
| 2.0 | Defects of alimentary system N.O.S. | 1 | . | . | . | . | . | . | . | 1 | . | . | . | . |
| 2.1 | Cleft lip | 30 | . | . | . | . | . | . | 9 | 6 | 10 | 3 | 2 | . |
| 2.2 | Cleft palate | 40 | . | . | . | . | 1 | 1 | 12 | 10 | 9 | 6 | 1 | . |
| 2.3 | Hiatus hernia | 1 | . | . | . | . | . | . | . | . | . | 1 | . | . |
| 2.4 | Tracheo-oesophageal fistula, oesophageal atresia and stenosis | 10 | . | . | . | . | . | . | 3 | 3 | 1 | 3 | . | . |
| 2.5 | Intestinal atresia | 7 | . | . | . | . | . | . | 2 | 1 | 2 | 2 | . | . |
| 2.6 | Hirschsprung's disease | | . | . | . | . | . | . | . | . | . | . | . | . |
| 2.7 | Rectal and anal atresia | 11 | . | . | . | . | . | . | 3 | 6 | 1 | 1 | . | . |
| 2.8 | Defects of liver and biliary tracts | 3 | . | . | . | . | . | . | . | . | 2 | 1 | . | . |
| 2.9 | Other defects of alimentary system | 14 | . | . | . | . | 1 | . | 3 | 4 | 4 | 2 | . | . |
| 3.0 | Congenital heart disease N.O.S. | 57 | . | . | . | 1 | 3 | . | 12 | 17 | 15 | 5 | 4 | . |
| 3.1 | Common truncus | | . | . | . | . | . | . | . | . | . | . | . | . |
| 3.2 | Tetralogy of Fallot | 3 | . | . | . | . | . | . | . | . | 2 | 1 | . | . |
| 3.3 | Transposition of great vessels | 3 | . | . | . | . | . | . | 1 | . | 2 | . | . | . |
| 3.4 | Defects of aortic arch | 3 | . | . | . | . | . | . | 1 | 1 | 1 | . | . | . |
| 3.5 | Interatrial septal defect, persistent foramen ovale | 3 | . | . | . | . | . | 1 | 1 | 1 | . | . | . | . |

| | | | | | | | | | | | | | | |
|-----|--|-----|---|---|---|---|----|----|----|----|----|----|---|---|
| 3.6 | Interventricular septal defect | 5 | . | . | . | . | . | 1 | 1 | 1 | 2 | . | . | . |
| 3.7 | Persistent ductus arteriosus | 1 | . | . | . | . | . | . | . | . | 1 | . | . | . |
| 3.8 | Endocardial fibroelastosis | 1 | . | . | . | . | . | . | . | 3 | 3 | . | . | . |
| 3.9 | Other defects of heart and great vessels | 6 | . | . | . | . | . | . | . | 3 | 3 | 1 | . | . |
| 4.0 | Defects of respiratory system N.O.S. | 7 | . | . | . | . | 1 | . | 2 | 3 | . | . | . | . |
| 4.1 | Defects of nose (arhinia, choanal, atresia or stenosis) | 5 | . | . | . | . | . | . | 2 | 1 | . | 2 | . | . |
| 4.2 | Defects of larynx | 1 | . | . | . | . | . | . | . | 1 | . | . | . | . |
| 4.3 | Defects of trachea | 1 | . | . | . | . | . | . | . | . | . | . | . | . |
| 4.4 | Defects of bronchus | 1 | . | . | . | . | . | . | . | . | . | . | . | . |
| 4.5 | Defects of lung | 16 | . | . | . | . | . | . | 2 | 6 | 6 | 2 | . | . |
| 4.6 | Defects of pleura | 1 | . | . | . | . | . | . | . | 1 | . | . | . | . |
| 4.7 | Defects of diaphragm | 5 | . | . | . | . | . | . | 2 | 1 | 2 | . | . | . |
| 4.8 | Defects of mediastinum | 1 | . | . | . | . | . | . | . | . | . | . | . | . |
| 4.9 | Other defects of respiratory system | 4 | . | . | . | . | . | . | 1 | . | 2 | . | 1 | . |
| 5.0 | Defects of uro-genital system N.O.S. | 2 | . | . | . | . | . | . | 1 | 1 | . | . | . | . |
| 5.1 | Renal agenesis | 3 | . | . | . | . | . | . | . | 1 | 2 | . | . | . |
| 5.2 | Polycystic kidney, all forms | 2 | . | . | . | . | . | . | 1 | 1 | . | . | . | . |
| 5.3 | Obstructive defects of urinary tract (hydro-nephrosis, hydro-ureter) | 1 | . | . | . | . | . | . | . | 1 | . | . | . | . |
| 5.4 | Other defects of kidney and ureter | 2 | . | . | . | . | . | . | 1 | . | 1 | . | . | . |
| 5.5 | Other defects of bladder and urethra | 2 | . | . | . | . | . | . | 1 | 1 | . | . | . | . |
| 5.6 | Hypospadias, epispadias | 28 | . | 1 | . | . | 2 | 1 | 9 | 7 | 6 | 1 | 1 | . |
| 5.7 | Other defects of male genitalia | 9 | . | . | . | . | . | . | 1 | 5 | 2 | 1 | . | . |
| 5.8 | Defects of female genitalia (includes female pseudo-hermaphroditism) | 2 | . | . | 1 | . | . | . | . | 1 | . | . | . | . |
| 5.9 | Indeterminate sex (includes true hermaphroditism) | 5 | . | . | . | . | . | . | 3 | 1 | 1 | . | . | . |
| 6.0 | Defects of upper limb N.O.S. | 3 | . | . | . | . | . | 1 | 1 | . | 1 | . | . | . |
| 6.1 | Defects of lower limb N.O.S. | 9 | . | . | 1 | 1 | . | . | 3 | 1 | 2 | . | 1 | . |
| 6.2 | Reduction deformities (amelia, hemimelia, phocomelia, etc.) | 7 | . | . | . | . | . | . | . | 1 | 2 | 4 | . | . |
| 6.3 | Polydactyly | 22 | . | . | . | . | . | 1 | 7 | 5 | 5 | 3 | 1 | . |
| 6.4 | Syndactyly | 14 | . | . | . | . | . | 1 | 5 | 2 | 4 | . | 2 | . |
| 6.5 | Dislocation of hip | 184 | . | 2 | . | 5 | 2 | 49 | 66 | 26 | 21 | 12 | 1 | . |
| 6.6 | Talipes | 174 | . | . | 5 | 4 | 12 | 46 | 61 | 20 | 20 | 6 | . | . |
| 6.7 | Other defects of shoulder girdle, upper arm, and forearm | 5 | . | . | . | . | . | 1 | . | 3 | . | . | 1 | . |
| 6.8 | Other defects of hand | 10 | . | 1 | . | . | . | 2 | 3 | 2 | 1 | 1 | . | . |
| 6.9 | Other defects of pelvic girdle and lower limb | 19 | . | . | 1 | . | 1 | 5 | 5 | 3 | 3 | 1 | . | . |
| 7.0 | Defects of skeleton N.O.S. | 3 | . | . | 1 | . | 1 | . | 1 | . | . | . | . | . |
| 7.1 | Defects of skull and face | 11 | . | . | . | . | . | 2 | 4 | 2 | 2 | 1 | . | . |
| 7.2 | Spinal curvature, scoliosis, lordosis | 1 | . | . | . | . | . | . | . | 1 | . | . | . | . |
| 7.3 | Other defects of spine | 4 | . | . | . | . | 1 | 1 | 2 | . | . | . | . | . |
| 7.4 | Defects of ribs and sternum | 5 | . | . | . | . | . | 4 | . | 1 | . | . | . | . |
| 7.5 | Chondrodystrophy | . | . | . | . | . | . | . | . | . | . | . | . | . |
| 7.6 | Osteogenesis imperfecta | 2 | . | . | . | . | 1 | . | . | . | 1 | . | . | . |

*Special list numbers adopted by Ministry of Health and Social Services.

ABSTRACT 27 (continued). Northern Ireland: Nature of congenital malformations by age of mother, 1971.

| List* number | MALFORMATIONS | AGE OF MOTHER | | | | | | | | | | | | |
|-----------------|--|---------------|---------------|----------|----------|----------|----------|----------|-----------|-----------|-----------|-----------|-----------|----------------------|
| | | All ages | Not stated | 15 years | 16 years | 17 years | 18 years | 19 years | 20- years | 25- years | 30- years | 35- years | 40- years | 45 years and over |
| 7.9 | Other generalised defects of skeleton (including arachnodactyly) | 4 | . | . | . | . | . | . | . | 2 | 1 | 1 | . | . |
| 8.0 | Branchial cleft, cyst or fistula; pre-auricular sinus . | 3 | . | . | . | . | . | . | 1 | 1 | 1 | . | . | . |
| 8.1 | Other defects of face and neck . | 9 | . | . | . | . | . | . | 2 | 2 | 5 | . | . | . |
| 8.2 | Defects of muscles . | 9 | . | . | . | . | . | . | 3 | 4 | 1 | 1 | . | . |
| 8.3 | Vascular defects of skin, subcutaneous tissues, and mucous membranes (in- cluding lymphatic defects) (a) | 28 | . | . | . | . | . | 2 | 11 | 6 | 6 | 3 | . | . |
| 8.4 | Other defects of skin (including ichthyosis congenita) . | 12 | . | . | . | . | . | . | 4 | 2 | 5 | . | 1 | . |
| 8.5 | Defects of hair, nails and teeth . | 1 | . | . | . | . | . | . | . | . | 1 | . | . | . |
| 8.6 | Defects of peripheral vascular system other than in (a) above (including arteriovenous aneurysm, etc.) | 1 | . | . | . | . | . | . | . | 1 | . | . | . | . |
| 8.7 | Defects of spleen . | . | . | . | . | . | . | . | . | . | . | . | . | . |
| 8.8 | Defects of endocrine glands . | . | . | . | . | . | . | . | . | . | . | . | . | . |
| 8.9 | Exomphalos, omphalocele . | 10 | . | . | . | . | . | . | 3 | 5 | 1 | 1 | . | . |
| 9.0 | Congenital malformation N.O.S. | 1 | . | . | . | . | . | . | . | 1 | . | . | . | . |
| 9.1 | Multiple malformations N.O.S. | 12 | . | . | . | . | . | 1 | 1 | 6 | 1 | 3 | . | . |
| 9.2 | Cyclops . | . | . | . | . | . | . | . | . | . | . | . | . | . |
| 9.3 | Other monster . | . | . | . | . | . | . | . | . | . | . | . | . | . |
| 9.4 | Conjoined twins . | 3 | . | . | . | . | 1 | . | . | 2 | . | . | . | . |
| 9.5 | Situs inversus . | . | . | . | . | . | . | . | . | . | . | . | . | . |
| 9.6 | Mongolism . | 32 | . | . | . | . | . | 2 | 5 | 6 | 7 | 4 | 8 | . |
| 9.7 | Other chromosomal syndromes . | 2 | . | . | . | . | . | 1 | . | 1 | . | . | . | . |
| 9.8 | Other specific syndromes . | 2 | . | . | . | . | . | . | 1 | . | . | . | . | 1 |
| 9.9 | Other . | 3 | . | . | . | . | . | . | 3 | . | . | . | . | . |

*Special list numbers adopted by Ministry of Health and Social Services.

ABSTRACT 28. Northern Ireland: Children born (live and still) with congenital malformations by sex, age of mother and number of other children born to mother, 1971.

| AGE OF MOTHER | | Total Number of Births | | NUMBER OF OTHER CHILDREN BORN TO MOTHER. | | | | | | | | | | | | | | | | | | | | | | | |
|-------------------------------|-----------|------------------------------|----|--|----|-----|----|----|----|----|----|----|---|----|---|---|---|----|---|---|---|---|---|----------------|---|--|--|
| | | | | 0 | | 1 | | 2 | | 3 | | 4 | | 5 | | 6 | | 7 | | 8 | | 9 | | 10 and over | | | |
| TYPE OF BIRTH (LIVE OR STILL) | | L | S | L | S | L | S | L | S | L | S | L | S | L | S | L | S | L | S | L | S | L | S | L | S | | |
| Age not stated | Males | . | . | . | . | . | . | . | . | . | . | . | . | . | . | . | . | . | . | . | . | . | . | . | . | | |
| | Females | . | . | . | . | . | . | . | . | . | . | . | . | . | . | . | . | . | . | . | . | . | . | . | . | | |
| | Not Known | . | . | . | . | . | . | . | . | . | . | . | . | . | . | . | . | . | . | . | . | . | . | . | . | | |
| 15 years | M | . | . | . | . | . | . | . | . | . | . | . | . | . | . | . | . | . | . | . | . | . | . | . | . | | |
| | F | . | 1 | . | 1 | . | . | . | . | . | . | . | . | . | . | . | . | . | . | . | . | . | . | . | . | | |
| | NK | . | . | . | . | . | . | . | . | . | . | . | . | . | . | . | . | . | . | . | . | . | . | . | . | | |
| 16 years | M | 1 | . | 1 | . | . | . | . | . | . | . | . | . | . | . | . | . | . | . | . | . | . | . | . | . | | |
| | F | 3 | . | 3 | . | . | . | . | . | . | . | . | . | . | . | . | . | . | . | . | . | . | . | . | . | | |
| | NK | . | . | . | . | . | . | . | . | . | . | . | . | . | . | . | . | . | . | . | . | . | . | . | . | | |
| 17 years | M | 5 | 2 | 5 | 2 | . | . | . | . | . | . | . | . | . | . | . | . | . | . | . | . | . | . | . | . | | |
| | F | 5 | . | 4 | . | 1 | . | . | . | . | . | . | . | . | . | . | . | . | . | . | . | . | . | . | . | | |
| | NK | . | . | . | . | . | . | . | . | . | . | . | . | . | . | . | . | . | . | . | . | . | . | . | . | | |
| 18 years | M | 15 | 1 | 14 | 1 | 1 | . | . | . | . | . | . | . | . | . | . | . | . | . | . | . | . | . | . | . | | |
| | F | 6 | 2 | 5 | 2 | . | . | 1 | . | . | . | . | . | . | . | . | . | . | . | . | . | . | . | . | . | | |
| | NK | . | . | . | . | . | . | . | . | . | . | . | . | . | . | . | . | . | . | . | . | . | . | . | . | | |
| 19 years | M | 14 | 1 | 9 | 1 | 4 | . | 1 | . | . | . | . | . | . | . | . | . | . | . | . | . | . | . | . | . | | |
| | F | 15 | 1 | 11 | 1 | 4 | . | . | . | . | . | . | . | . | . | . | . | . | . | . | . | . | . | . | . | | |
| | NK | . | . | . | . | . | . | . | . | . | . | . | . | . | . | . | . | . | . | . | . | . | . | . | . | | |
| 20 years — | M | 127 | 11 | 69 | 8 | 42 | 1 | 13 | 2 | 3 | . | . | . | . | . | . | . | . | . | . | . | . | . | . | . | | |
| | F | 115 | 21 | 63 | 10 | 28 | 9 | 21 | 2 | 3 | . | . | . | . | . | . | . | . | . | . | . | . | . | . | . | | |
| | NK | 4 | . | 2 | . | 2 | . | 2 | . | . | . | . | . | . | . | . | . | . | . | . | . | . | . | . | . | | |
| 25 years — | M | 130 | 9 | 30 | 2 | 44 | 3 | 30 | 1 | 14 | . | 7 | 1 | 3 | 2 | 1 | . | . | . | . | 1 | . | . | . | . | | |
| | F | 129 | 21 | 42 | 5 | 41 | 8 | 24 | 2 | 16 | 5 | 3 | 1 | 2 | . | . | 1 | . | . | . | . | . | . | . | . | | |
| | NK | . | 3 | 1 | . | 2 | . | . | . | . | . | . | . | . | . | . | . | . | . | . | . | . | . | . | . | | |
| 30 years — | M | 86 | 14 | 12 | 1 | 17 | 2 | 22 | 4 | 11 | 2 | 12 | 1 | 6 | 1 | 3 | 1 | 1 | 1 | 1 | 2 | 1 | . | . | . | | |
| | F | 71 | 19 | 6 | 1 | 16 | 2 | 18 | 3 | 13 | 5 | 8 | 2 | 7 | 4 | 1 | 1 | 2 | 1 | . | . | . | . | . | . | | |
| | NK | . | . | . | . | . | . | . | . | . | . | . | . | . | . | . | . | . | . | . | . | . | . | . | . | | |
| 35 years — | M | 51 | 3 | 4 | . | 7 | 1 | 7 | . | 7 | . | 11 | 1 | 4 | . | . | 6 | 1 | 1 | 1 | . | 2 | . | 2 | . | | |
| | F | 53 | 10 | 10 | . | 1 | 1 | 12 | 3 | 5 | 1 | 6 | . | 6 | 1 | 4 | 3 | 1 | 1 | 4 | . | 1 | . | 3 | . | | |
| | NK | . | . | . | . | . | . | . | . | . | . | . | . | . | . | . | . | . | . | . | . | . | . | . | . | | |
| 40 years — | M | 14 | 3 | 4 | . | . | . | . | . | . | . | . | . | 3 | . | 1 | 1 | 3 | . | 1 | . | . | 3 | 1 | . | | |
| | F | 20 | 5 | . | . | 1 | . | 4 | 1 | 3 | . | 2 | 1 | 4 | 1 | 2 | 1 | . | 1 | 1 | 1 | 1 | 1 | 1 | . | | |
| | NK | . | . | . | . | . | . | . | . | . | . | . | . | . | . | . | . | . | . | . | . | . | . | . | . | | |
| 45 years and over | M | 1 | . | . | . | 1 | . | . | . | . | . | . | . | . | . | . | . | . | . | . | . | . | . | . | . | | |
| | F | 1 | 2 | . | 1 | . | . | . | . | . | 1 | . | . | . | . | 1 | . | . | . | . | . | . | . | . | . | | |
| | NK | . | . | . | . | . | . | . | . | . | . | . | . | . | . | . | . | . | . | . | . | . | . | . | . | | |
| TOTALS | M | 444 | 45 | 148 | 16 | 116 | 7 | 73 | 7 | 35 | 2 | 30 | 3 | 16 | 3 | 5 | 2 | 10 | 1 | 2 | 3 | 4 | . | 5 | 1 | | |
| | F | 418 | 81 | 144 | 20 | 92 | 20 | 80 | 11 | 41 | 11 | 19 | 4 | 19 | 6 | 7 | 5 | 5 | 2 | 5 | 1 | 2 | . | 4 | . | | |
| | NK | 4 | 3 | 2 | 1 | . | 2 | 2 | . | . | . | . | . | . | . | . | . | . | . | . | . | . | . | . | . | | |

ABSTRACT 29. Northern Ireland: Nature of congenital malformations by month of birth, 1971.

204

| List* number | MALFORMATIONS | Year | January | February | March | April | May | June | July | August | Sept- ember | Oct- ober | Nov- ember | Dec- ember |
|-----------------|--|-------|---------|----------|-------|-------|-----|------|------|--------|----------------|--------------|---------------|---------------|
| 0 | All malformations | 1,235 | 112 | 120 | 118 | 108 | 120 | 116 | 99 | 84 | 106 | 77 | 91 | 84 |
| | Central nervous system | 313 | 30 | 19 | 38 | 25 | 25 | 29 | 26 | 23 | 23 | 23 | 30 | 22 |
| | (a) Anencephalus | 108 | 12 | 10 | 13 | 7 | 7 | 11 | 6 | 11 | 8 | 8 | 7 | 8 |
| | (b) Hydrocephalus | 66 | 5 | 1 | 9 | 6 | 7 | 5 | 7 | 3 | 4 | 5 | 7 | 7 |
| | (c) Spina bifida | 115 | 11 | 6 | 15 | 12 | 9 | 11 | 10 | 6 | 9 | 8 | 13 | 5 |
| | (d) Other defects of central nervous system | 24 | 2 | 2 | 1 | . | 2 | 2 | 3 | 3 | 2 | 2 | 3 | 2 |
| 1 | Eye, ear | 24 | 1 | 2 | 3 | . | 5 | 3 | 1 | 1 | 5 | . | 1 | 2 |
| 2 | Alimentary system | 117 | 10 | 10 | 12 | 6 | 14 | 15 | 9 | 9 | 11 | 8 | 5 | 8 |
| 3 | Heart and great vessels | 81 | 7 | 13 | 6 | 4 | 8 | 9 | 6 | 6 | 7 | 4 | 5 | 6 |
| | (a) Congenital heart disease NOS | 57 | 4 | 11 | 2 | 4 | 5 | 6 | 6 | 4 | 6 | 3 | 3 | 3 |
| | (b) Other defects of heart and great vessels | 24 | 3 | 2 | 4 | . | 3 | 3 | . | 2 | 1 | 1 | 2 | 3 |
| 4 | Respiratory system | 39 | 1 | 6 | 3 | 5 | 3 | 4 | 6 | 3 | 2 | 3 | 2 | 1 |
| 5 | Uro-genital system | 56 | 2 | 5 | 5 | 6 | 4 | 6 | 10 | 7 | 3 | 3 | 2 | 3 |
| 6 | Limbs | 447 | 47 | 55 | 38 | 44 | 49 | 35 | 27 | 24 | 39 | 28 | 33 | 28 |
| | (a) Talipes | 174 | 18 | 17 | 20 | 19 | 19 | 8 | 15 | 11 | 17 | 9 | 11 | 10 |
| | (b) Other defects of limbs | 273 | 29 | 38 | 18 | 25 | 30 | 27 | 12 | 13 | 22 | 19 | 22 | 18 |
| 7 | Other skeletal | 30 | . | 2 | 4 | 3 | 3 | 4 | 3 | . | 4 | 2 | 2 | 3 |
| 8 | Other systems | 73 | 9 | 5 | 2 | 10 | 4 | 7 | 5 | 8 | 7 | 3 | 6 | 7 |
| 9 | Other malformations | 55 | 5 | 3 | 7 | 5 | 5 | 4 | 6 | 3 | 5 | 3 | 5 | 4 |
| | (a) Mongolism | 32 | 3 | 1 | 6 | 2 | 2 | 3 | 5 | 1 | 1 | 2 | 5 | 1 |
| | (b) Other malformations | 23 | 2 | 2 | 1 | 3 | 3 | 1 | 1 | 2 | 4 | 1 | . | 3 |

*Special list numbers adopted by Ministry of Health and Social Services.

ABSTRACT 30. Northern Ireland: Nature of congenital malformations in each county and county borough, 1971.

| List* number | MALFORMATIONS | Northern Ireland | COUNTY BOROUGHs | | COUNTIES | | | | | |
|-----------------|--|---------------------|-----------------|------------------|----------|--------|------|----------------|---|--------|
| | | | Belfast | London- derry | Antrim | Armagh | Down | Fer- managh | London- derry (exc. Co. Boro') | Tyrone |
| | All malformations | 1,235 | 249 | 36 | 281 | 117 | 365 | 41 | 58 | 88 |
| 0 | Central nervous system | 313 | 73 | 12 | 68 | 31 | 71 | 17 | 12 | 29 |
| | (a) Anencephalus | 108 | 31 | 2 | 20 | 12 | 24 | 5 | 4 | 10 |
| | (b) Hydrocephalus | 66 | 15 | 2 | 20 | 5 | 17 | 2 | 1 | 4 |
| | (c) Spina bifida | 115 | 16 | 6 | 27 | 10 | 29 | 9 | 5 | 13 |
| | (d) Other defects of central nervous system | 24 | 11 | 2 | 1 | 4 | 1 | 1 | 2 | 2 |
| 1 | Eye, ear | 24 | 2 | 1 | 7 | 4 | 8 | . | 1 | 1 |
| 2 | Alimentary system | 117 | 24 | 5 | 18 | 14 | 30 | 8 | 6 | 12 |
| 3 | Heart and great vessels | 81 | 19 | 6 | 23 | 5 | 26 | . | . | 2 |
| | (a) Congenital heart disease NOS | 57 | 13 | 3 | 17 | 4 | 18 | . | . | 2 |
| | (b) Other defects of heart and great vessels | 24 | 6 | 3 | 6 | 1 | 8 | . | . | . |
| 4 | Respiratory system | 39 | 2 | 1 | 6 | . | 28 | . | . | 2 |
| 5 | Uro-genital system | 56 | 10 | 3 | 11 | 7 | 17 | . | 5 | 3 |
| 6 | Limbs | 447 | 108 | 6 | 95 | 37 | 140 | 6 | 27 | 28 |
| | (a) Talipes | 174 | 43 | 5 | 41 | 17 | 35 | 2 | 17 | 14 |
| | (b) Other defects of limbs | 273 | 65 | 1 | 54 | 20 | 105 | 4 | 10 | 14 |
| 7 | Other skeletal | 30 | 3 | 1 | 12 | 4 | 6 | 2 | 2 | . |
| 8 | Other systems | 73 | 4 | 1 | 21 | 13 | 25 | 2 | . | 7 |
| 9 | Other malformations | 55 | 4 | . | 20 | 2 | 14 | 6 | 5 | 4 |
| | (a) Mongolism | 32 | 4 | . | 10 | 1 | 11 | . | 3 | 3 |
| | (b) Other malformations | 23 | . | . | 10 | 1 | 3 | 6 | 2 | 1 |

*Special list numbers adopted by Ministry of Health and Social Services.

**ABSTRACT 31. Cases of infectious diseases notified to the Ministry of Health and Social Services
during the year ended 31 December, 1971***

| COUNTY BOROUGH, COUNTIES, BOROUGH, URBAN AND RURAL DISTRICTS | | Acute Encephalitis | Acute Meningitis | Anthrax | Cholera | Diphtheria | Dysentery | Food Poisoning (All sources) | Gastro-Enteritis (Persons under 2 years of age only) | Infective Hepatitis | Measles | Paratyphoid fever | Plague | Polio-myelitis (Paralytic) | Polio-myelitis (Non-paralytic) | Relapsing fever | Scarlet fever | Smallpox | Tuberculosis (Pulmonary) | Tuberculosis (Non-pulmonary) | Typhoid fever | Typhus | Whooping cough | Yellow fever | Total |
|---|------|--------------------|------------------|---------|---------|------------|-----------|---------------------------------|--|---------------------|---------|-------------------|--------|-------------------------------|-----------------------------------|-----------------|---------------|----------|-----------------------------|---------------------------------|---------------|--------|----------------|--------------|-------|
| NORTHERN IRELAND | | 4 | 289 | . | . | . | 421 | 108 | 1,384 | 1,138 | 4,549 | . | . | . | 2 | . | 650 | . | 264 | 60 | . | . | 446 | . | 9,315 |
| Belfast C.B. | . | 132 | . | . | . | . | 148 | 16 | 733 | 166 | 1,088 | . | . | . | 2 | . | 210 | . | 80 | 20 | . | . | 161 | . | 2,756 |
| Londonderry C.B. | . | 3 | . | . | . | . | 22 | . | 91 | 24 | 362 | . | . | . | . | . | 4 | . | 24 | 2 | . | . | 12 | . | 544 |
| County Antrim | U.D. | 79 | . | . | . | . | 70 | 4 | 215 | 673 | 950 | . | . | . | . | . | 151 | . | 46 | 15 | . | . | 43 | . | 2,246 |
| Ballycastle | . | . | . | . | . | . | . | . | . | 5 | 1 | . | . | . | . | . | 6 | . | . | . | . | . | . | . | 12 |
| Ballyclare | . | . | . | . | . | . | . | . | 1 | 19 | 60 | . | . | . | . | . | 13 | . | 1 | . | . | . | . | . | 94 |
| Ballymena | M.B. | 3 | . | . | . | . | 2 | . | . | 144 | 11 | . | . | . | . | . | 2 | . | 3 | 2 | . | . | . | . | 167 |
| Ballymoney | U.D. | . | . | . | . | . | . | . | 1 | 5 | 1 | . | . | . | . | . | . | . | . | . | . | . | . | . | 7 |
| Carrickfergus | M.B. | 10 | . | . | . | . | 14 | . | 13 | 5 | 35 | . | . | . | . | . | 20 | . | 4 | . | . | . | . | . | 101 |
| Larne | " | 1 | . | . | . | . | 6 | . | . | 84 | 147 | . | . | . | . | . | 3 | . | 3 | 2 | . | . | . | . | 246 |
| Lisburn | . | 12 | . | . | . | . | 6 | 1 | 16 | 6 | 124 | . | . | . | . | . | 28 | . | 5 | 1 | . | . | 2 | . | 201 |
| Newtownabbey | U.D. | 15 | . | . | . | . | 8 | . | 65 | 12 | 190 | . | . | . | . | . | 19 | . | 9 | 1 | . | . | 12 | . | 331 |
| Portrush | . | . | . | . | . | . | . | . | . | . | . | . | . | . | . | . | . | . | 1 | . | . | . | 4 | . | 5 |
| Whitehead | " | . | . | . | . | . | . | . | . | 1 | 5 | . | . | . | . | . | 2 | . | . | . | . | . | . | . | 8 |
| Antrim | R.D. | 9 | . | . | . | . | 5 | . | 28 | 164 | 64 | . | . | . | . | . | 15 | . | 4 | . | . | . | 14 | . | 303 |
| Ballycastle | . | . | . | . | . | . | . | . | 2 | 14 | 11 | . | . | . | . | . | 6 | . | 2 | . | . | . | . | . | 35 |
| Ballymena | " | 2 | . | . | . | . | . | 1 | 2 | 81 | 25 | . | . | . | . | . | 4 | . | 1 | 6 | . | . | . | . | 122 |
| Ballymoney | " | 5 | . | . | . | . | 11 | 1 | 6 | 97 | 22 | . | . | . | . | . | 6 | . | 2 | . | . | . | . | . | 150 |
| Larne | . | 1 | . | . | . | . | 5 | . | 3 | 17 | 121 | . | . | . | . | . | 10 | . | 2 | . | . | . | 3 | . | 162 |
| Lisburn | " | 21 | . | . | . | . | 13 | 1 | 78 | 19 | 133 | . | . | . | . | . | 17 | . | 9 | 3 | . | . | 8 | . | 302 |
| County Armagh | | 29 | . | . | . | . | 4 | 27 | 54 | 21 | 417 | . | . | . | . | . | 65 | . | 13 | 6 | . | . | 78 | . | 714 |
| Armagh | U.D. | 4 | . | . | . | . | 1 | 13 | 5 | 1 | 46 | . | . | . | . | . | 8 | . | 1 | . | . | . | 23 | . | 102 |
| Craigavon | " | 4 | . | . | . | . | 1 | . | 4 | . | 49 | . | . | . | . | . | 2 | . | . | . | . | . | 20 | . | 80 |
| Keady | . | 2 | . | . | . | . | . | 2 | 1 | 2 | 9 | . | . | . | . | . | 2 | . | 1 | . | . | . | 7 | . | 26 |
| Lurgan | M.B. | 4 | . | . | . | . | 1 | . | 14 | 5 | 32 | . | . | . | . | . | 2 | . | 5 | 1 | . | . | 4 | . | 68 |
| Portadown | . | 2 | . | . | . | . | . | . | 10 | 10 | 21 | . | . | . | . | . | 3 | . | 2 | 1 | . | . | 12 | . | 61 |
| Tandragee | U.D. | 1 | . | . | . | . | . | . | . | . | 1 | . | . | . | . | . | . | . | 2 | . | . | . | 2 | . | 4 |
| Armagh | R.D. | 6 | . | . | . | . | . | 11 | 6 | . | 178 | . | . | . | . | . | 30 | . | 1 | . | . | . | 4 | . | 236 |
| Newry No. 2 | . | 6 | . | . | . | . | 1 | 1 | 14 | 3 | 75 | . | . | . | . | . | 18 | . | 3 | 4 | . | . | 6 | . | 131 |
| Tandragee | " | . | . | . | . | . | . | . | . | . | 6 | . | . | . | . | . | . | . | . | . | . | . | . | . | 6 |

| | | | | | | | | | | | | | | | | | | | | | | | | |
|--------------------|------|---|----|--|--|--|-----|----|-----|-----|-------|--|--|--|--|-----|--|----|----|--|--|----|--|-------|
| County Down | | 1 | 39 | | | | 31 | 58 | 135 | 60 | 1,289 | | | | | 174 | | 51 | 13 | | | 97 | | 1,948 |
| Banbridge | U.D. | | | | | | | | | | 88 | | | | | | | 1 | 1 | | | | | 90 |
| Bangor | M.B. | | | | | | 7 | 56 | 9 | 1 | 58 | | | | | 26 | | 2 | | | | | | 159 |
| Donaghadee | U.D. | | 1 | | | | | | 2 | | 11 | | | | | | | 1 | | | | | | 15 |
| Downpatrick | " | | | | | | | | 1 | | 1 | | | | | | | 2 | | | | | | 4 |
| Dromore | " | | | | | | | | | | 11 | | | | | 3 | | 1 | | | | | | 15 |
| Holywood | " | | 1 | | | | | | 1 | 3 | 21 | | | | | 7 | | 2 | 1 | | | 2 | | 38 |
| Kilkeel | " | | 2 | | | | 4 | | 1 | 15 | | | | | | | | 1 | | | | | | 24 |
| Newcastle | " | | 1 | | | | | | 2 | 7 | 11 | | | | | | | | | | | | | 21 |
| Newry | " | | | | | | | | 5 | | 38 | | | | | 7 | | 3 | | | | | | 53 |
| Newtownards | M.B. | | 1 | | | | | | 10 | 2 | 36 | | | | | | | 6 | | | | | | 55 |
| Warrenpoint | U.D. | | 1 | | | | | | | 4 | 58 | | | | | 11 | | 1 | | | | | | 75 |
| Banbridge | R.D. | 1 | | | | | 1 | | 2 | 3 | 123 | | | | | 6 | | 1 | | | | | | 137 |
| Castlereagh | " | | 10 | | | | 8 | | 37 | 6 | 234 | | | | | 65 | | 8 | 3 | | | 29 | | 400 |
| East Down | " | | 10 | | | | 3 | | 34 | 12 | 118 | | | | | 4 | | 6 | 2 | | | 50 | | 239 |
| Hillsborough | " | | 6 | | | | 5 | 1 | 17 | 9 | 172 | | | | | 25 | | 5 | 2 | | | 10 | | 252 |
| Moirá | " | | 1 | | | | | | 4 | | 43 | | | | | 2 | | 2 | | | | 3 | | 55 |
| Newry No. 1 | " | | 2 | | | | 1 | 1 | 2 | 6 | 89 | | | | | 12 | | 4 | 3 | | | 1 | | 118 |
| North Down | " | | 2 | | | | | | 8 | 4 | 120 | | | | | 6 | | 3 | | | | 2 | | 149 |
| South Down | " | | 1 | | | | 1 | | | 2 | 42 | | | | | | | 2 | 1 | | | | | 49 |
| County Fermanagh | | | 2 | | | | 2 | | 2 | | 26 | | | | | 3 | | 4 | 1 | | | 4 | | 44 |
| County Londonderry | | 3 | 2 | | | | 42 | 1 | 87 | 165 | 241 | | | | | 28 | | 23 | 3 | | | 34 | | 629 |
| Coleraine | M.B. | 1 | | | | | 6 | 1 | 3 | 26 | 1 | | | | | 4 | | 6 | | | | | | 48 |
| Limavady | U.D. | | | | | | 2 | | 4 | 3 | 1 | | | | | 3 | | 1 | | | | | | 14 |
| Londonderry | " | | 1 | | | | 11 | | 63 | 8 | 167 | | | | | 3 | | 3 | | | | 14 | | 270 |
| Portstewart | " | | 1 | | | | 1 | | 2 | 1 | | | | | | | | 1 | 1 | | | 3 | | 10 |
| Coleraine | R.D. | 1 | 1 | | | | 1 | | | 63 | 5 | | | | | 3 | | 1 | | | | 2 | | 78 |
| Limavady | " | | | | | | 3 | | 14 | 13 | 8 | | | | | 6 | | 2 | | | | 13 | | 59 |
| Magherfelt | " | | | | | | 18 | | | 51 | 59 | | | | | 9 | | 9 | 2 | | | 2 | | 150 |
| County Tyrone | | | 3 | | | | 102 | 2 | 67 | 29 | 176 | | | | | 15 | | 23 | | | | 17 | | 434 |
| Cookstown | U.D. | | | | | | | | | 5 | 9 | | | | | | | 3 | | | | | | 17 |
| Dungannon | " | | | | | | | 2 | 2 | | 1 | | | | | | | | | | | | | 5 |
| Omagh | " | | | | | | 55 | | 35 | 5 | 12 | | | | | | | 4 | | | | | | 111 |
| Strabane | " | | 2 | | | | | | 6 | | 18 | | | | | | | 2 | | | | | | 28 |
| Castlederg | R.D. | | | | | | | | | 3 | 1 | | | | | | | 2 | | | | 1 | | 7 |
| Clogher | " | | | | | | | | | | 21 | | | | | 3 | | | | | | | | 24 |
| Cookstown | " | | | | | | | | | 3 | 41 | | | | | | | 1 | | | | | | 42 |
| Dungannon | " | | | | | | 15 | | 3 | 3 | 7 | | | | | 3 | | 5 | | | | 2 | | 38 |
| Omagh | " | | | | | | 31 | | 13 | 12 | 4 | | | | | 7 | | 2 | | | | 7 | | 76 |
| Strabane | " | | 1 | | | | 1 | | 8 | 1 | 62 | | | | | 2 | | 4 | | | | 7 | | 86 |

* This revised list of diseases came into operation on 1st July, 1968.

Printed in Northern Ireland for Her Majesty's Stationery Office by
Bell, Logan & Carswell, Ltd., Belfast. Dd.052480.K5.12/72.Gp.143

TABLE Estimate of the home population at 30 June 1971 REVISED RP NORTHERN IRELAND

| by age and sex | | | | | | | |
|-------------------|-------------|---------|---------|-----------------|---------|---------|---------|
| Age | Persons | Males | Females | Age | Persons | Males | Females |
| All ages | 1,537,754 ✓ | 755,754 | 782,000 | 50-54 | 81,101 | 39,425 | 41,676 |
| 0-4 | 155,409 | 79,792 | 75,617 | 50 | 17,852 | 8,718 | 9,134 |
| 0 | 30,522 | 15,567 | 14,955 | 51 | 17,512 | 8,750 | 8,762 |
| 1 | 30,902 | 15,879 | 15,023 | 52 | 15,847 | 7,792 | 8,055 |
| 2 | 31,008 | 15,578 | 15,430 | 53 | 14,931 | 7,566 | 7,365 |
| 3 | 31,262 | 15,120 | 15,142 | 54 | 14,659 | 7,099 | 7,560 |
| 4 | 31,615 | 14,348 | 15,267 | 55-59 | 78,185 | 37,278 | 40,907 |
| 5-9 | 157,322 | 81,273 | 76,049 | 55 | 14,938 | 7,132 | 7,806 |
| 5 | 31,783 | 16,510 | 15,273 | 56 | 16,045 | 7,671 | 8,374 |
| 6 | 32,475 | 16,754 | 15,721 | 57 | 15,718 | 7,489 | 8,229 |
| 7 | 31,931 | 16,454 | 15,477 | 58 | 16,000 | 7,616 | 8,384 |
| 8 | 30,972 | 16,054 | 14,918 | 59 | 15,484 | 7,370 | 8,114 |
| 9 | 30,158 | 15,471 | 14,687 | 60-64 | 72,046 | 33,074 | 38,972 |
| 10-14 | 144,088 | 73,942 | 70,146 | 60 | 15,485 | 7,177 | 8,308 |
| 10 | 30,227 | 15,584 | 14,643 | 61 | 14,777 | 6,805 | 7,972 |
| 11 | 29,520 | 15,214 | 14,306 | 62 | 14,352 | 6,618 | 7,734 |
| 12 | 28,515 | 14,603 | 13,912 | 63 | 13,867 | 6,336 | 7,531 |
| 13 | 28,285 | 14,469 | 13,816 | 64 | 13,565 | 6,138 | 7,427 |
| 14 | 27,541 | 14,072 | 13,469 | 65-69 | 60,443 | 26,527 | 33,916 |
| 15-19 | 126,875 | 65,350 | 61,525 | 65 | 13,307 | 5,923 | 7,384 |
| 15 | 26,952 | 13,875 | 13,077 | 66 | 12,759 | 5,578 | 7,181 |
| 16 | 25,745 | 13,291 | 12,454 | 67 | 12,177 | 5,400 | 6,777 |
| 17 | 25,433 | 12,963 | 12,470 | 68 | 11,432 | 5,038 | 6,394 |
| 18 | 25,098 | 12,938 | 12,160 | 69 | 10,768 | 4,588 | 6,180 |
| 19 | 23,647 | 12,283 | 11,364 | 70-74 | 47,914 | 19,523 | 28,391 |
| 20-24 | 114,617 | 59,218 | 55,399 | 70 | 11,088 | 4,590 | 6,498 |
| 20 | 23,445 | 12,289 | 11,156 | 71 | 10,393 | 4,215 | 6,178 |
| 21 | 23,220 | 12,096 | 11,124 | 72 | 9,517 | 3,931 | 5,586 |
| 22 | 22,699 | 11,781 | 10,918 | 73 | 8,605 | 3,504 | 5,101 |
| 23 | 22,502 | 11,452 | 11,050 | 74 | 8,311 | 3,223 | 5,088 |
| 24 | 22,751 | 11,600 | 11,151 | 75-79 | 30,120 | 11,623 | 18,497 |
| 25-29 | 102,547 | 51,931 | 50,616 | 75 | 7,530 | 2,983 | 4,547 |
| 25 | 21,094 | 10,789 | 10,305 | 76 | 6,725 | 2,579 | 4,146 |
| 26 | 20,757 | 10,437 | 10,300 | 77 | 5,952 | 2,264 | 3,688 |
| 27 | 20,998 | 10,625 | 10,373 | 78 | 5,133 | 1,981 | 3,152 |
| 28 | 21,022 | 10,610 | 10,412 | 79 | 4,780 | 1,816 | 2,964 |
| 29 | 18,696 | 9,470 | 9,226 | 80-84 | 17,534 | 6,402 | 11,132 |
| 30-34 | 86,683 | 43,535 | 43,148 | 80 | 4,355 | 1,648 | 2,707 |
| 30 | 17,239 | 8,701 | 8,538 | 81 | 3,970 | 1,479 | 2,491 |
| 31 | 17,393 | 8,781 | 8,612 | 82 | 3,620 | 1,289 | 2,331 |
| 32 | 17,606 | 8,781 | 8,825 | 83 | 2,973 | 1,060 | 1,913 |
| 33 | 17,109 | 8,581 | 8,528 | 84 | 2,616 | 926 | 1,690 |
| 34 | 17,336 | 8,691 | 8,645 | 85-89 | 7,685 | 2,592 | 5,093 |
| 35-39 | 82,531 | 40,775 | 41,756 | 85 | 2,130 | 723 | 1,407 |
| 35 | 17,073 | 8,484 | 8,589 | 86 | 1,861 | 628 | 1,233 |
| 36 | 16,339 | 8,078 | 8,261 | 87 | 1,502 | 514 | 988 |
| 37 | 16,211 | 8,069 | 8,142 | 88 | 1,189 | 387 | 802 |
| 38 | 16,496 | 8,063 | 8,433 | 89 | 1,003 | 340 | 663 |
| 39 | 16,412 | 8,081 | 8,331 | 90 and over | 2,797 | 856 | 1,941 |
| 40-44 | 84,095 | 40,612 | 43,483 | 16-44 | 570,396 | 287,546 | 282,850 |
| 40 | 16,869 | 8,127 | 8,742 | 45-64/59* | 278,122 | 151,803 | 126,319 |
| 41 | 16,922 | 8,172 | 8,750 | 65/60† and over | 205,465 | 67,523 | 137,942 |
| 42 | 16,715 | 8,047 | 8,668 | | | | |
| 43 | 16,522 | 7,966 | 8,556 | | | | |
| 44 | 17,067 | 8,300 | 8,767 | | | | |
| 45-49 | 85,762 | 41,526 | 44,236 | | | | |
| 45 | 16,985 | 8,227 | 8,758 | | | | |
| 46 | 16,850 | 8,169 | 8,681 | | | | |
| 47 | 17,109 | 8,284 | 8,825 | | | | |
| 48 | 17,163 | 8,291 | 8,872 | | | | |
| 49 | 17,655 | 8,555 | 9,100 | | | | |
| All ages under 16 | 483,771 | 248,882 | 234,889 | | | | |
| All ages under 18 | 534,944 | 275,136 | 259,813 | | | | |

* 45-64 for males; 45-59 for females.
† 65 and over for males; 60 and over for females.