

# Fifty-Ninth Annual Report of the Registrar General 1980

*Presented pursuant to:*

*Section 56 of the Marriages (Ireland) Act, 1844*

*Section 16 of the Registration of Marriages (Ireland) Act, 1863*

*Article 3(3) of the Births and Deaths Registration (Northern Ireland) Order 1976*

**BELFAST**  
**HER MAJESTY'S STATIONERY OFFICE**

© *Crown copyright* 1982  
First published 1982

# TABLE OF CONTENTS

TEXT		Page
GENERAL NOTES . . . . .		1
SUMMARY . . . . .		3
SERIAL STATISTICS FOR NORTHERN IRELAND . . . . .		4
COMPARATIVE STATISTICS, NORTHERN IRELAND, ENGLAND AND WALES, SCOTLAND AND THE IRISH REPUBLIC . . . . .		5
POPULATION . . . . .		6
MARRIAGES		
Number and rate . . . . .		8
Ages at marriages . . . . .		8
Method of celebration . . . . .		8
LIVE BIRTHS-FERTILITY		
Number and rate of live births . . . . .		12
Proportion of males to females . . . . .		12
Age of parents . . . . .		12
Place of occurrence . . . . .		12
Multiple births . . . . .		12
ILLEGITIMATE BIRTHS . . . . .		16
Live Births by Social Class . . . . .		18
STILL BIRTHS		
Number and rate . . . . .		21
DEATHS		
Number and rate . . . . .		23
Area mortality comparisons . . . . .		23
Deaths in hospitals . . . . .		25
Cause of death . . . . .		25
Proportion of deaths from the principal causes . . . . .		25
Deaths from the principal epidemic diseases . . . . .		25
Influenza . . . . .		26
Tuberculosis . . . . .		26
Cancer . . . . .		28
Cerebral haemorrhage etc. . . . .		30
Heart diseases . . . . .		30
Bronchitis . . . . .		31
Pneumonia . . . . .		31
Pregnancy and childbirth . . . . .		31
Infant mortality . . . . .		37
Neonatal mortality . . . . .		38
Perinatal deaths . . . . .		40
Infant mortality by social class . . . . .		41
Mortality among illegitimate children . . . . .		46
Violent deaths . . . . .		47
CERTIFICATION OF DEATHS . . . . .		51
LIFE TABLE . . . . .		51
MIGRATION . . . . .		53
ADMINISTRATION . . . . .		54
Introductory . . . . .		54
Buildings licensed or registered for marriages . . . . .		54
Legitimacy Acts (N.I.) 1928 to 1961 . . . . .		54
Adoption Act (N.I.) 1967 and Adoption (Hague Convention) Act (N.I.) 1969 . . . . .		54
Searches and certificates . . . . .		54
Verifications . . . . .		55
METEOROLOGY . . . . .		56





## ABSTRACTS

Abbreviations:—N.I.=Northern Ireland;

<i>Abstract</i>	<i>Subject of abstract</i>	<i>Area for which statistics are given</i>	<i>Page</i>
	<b>POPULATION</b>		
1	Ages of the population according to the 1971 census . . . . .	District Council Areas	62
	<b>MARRIAGES</b>		
2	Marriages by area and month of registration, 1980 . . . . .	District Council Areas	66
3	Conjugal condition of persons contracting marriage, 1980 . . . . .	District Council Areas	67
4	Ages of men at marriage, 1980 . . . . .	District Council Areas	68
5	Ages of women at marriage, 1980 . . . . .	District Council Areas	69
6	Age and conjugal condition of persons married in the year 1980 . . . . .	N.I.	70
7	Ages in combination of men and women at marriage, 1980 . . . . .	N.I.	74
8	Marriages by age of bachelors, by age of spinsters, 1980 . . . . .	N.I.	75
	<b>LIVE BIRTHS</b>		
9	Live births by District Council area, by month and sex with quarterly totals, 1980 . . . . .	District Council Areas	76
10	Legitimate live births by sex, and by age of mother and father, 1980 . . . . .	N.I.	78
11	Legitimate live births by sex, age of mother and parity, 1980 . . . . .	N.I.	79
12	Live births by age of mother and live birth order, 1980 . . . . .	N.I.	81
13	Legitimate live births by sex, age of mother, and duration of marriage, 1980 . . . . .	N.I.	82
14	Live births by sex, legitimacy and age of mother, 1980 . . . . .	N.I.	83
	<b>STILL BIRTHS</b>		
15	Still-births by sex, legitimacy and age of mother, 1980 . . . . .	N.I.	84
16	Still-births by sex, cause and period of gestation, 1980 . . . . .	N.I.	86
17	Still-births by sex, cause and weight of foetus, 1980 . . . . .	N.I.	88
18	Still-births by sex, age of mother and parity, 1980 . . . . .	N.I.	90
	<b>DEATHS</b>		
19	Deaths by District Council area, month and sex, with quarterly totals, 1980 . . . . .	District Council Areas	91
20	Causes of death at different ages—periods by I.C.D. detailed list, 1980 . . . . .	N.I.	92
21	Deaths by sex, cause and place of occurrence by I.C.D. abbreviated list 1980 . . . . .	N.I.	196

<i>Abstract</i>	<i>Subject of abstract</i>	<i>Area for which statistics are given</i>	<i>Page</i>
22	Deaths by month of registration, by I.C.D. abbreviated list, 1980	N.I.	198
23	Deaths by sex at each year of age and by conjugal condition, 1980	N.I.	202
24	Deaths by sex and age-groups by I.C.D. abbreviated list, 1980	N.I.	204
25	Causes of death, by sex and age-groups, by I.C.D. abbreviated list, 1980	District Council Areas	210
26	Deaths at different age-periods by district Council Areas, 1980	District Council Areas	264
27	Deaths from violent causes, by nature of injury, external cause, and sex, 1980	N.I.	266
28	Deaths from non-transport accidents—by age and sex, (a) by place of occurrence, (b) while working, 1980	N.I.	268
29	Deaths from cancer in each of the District Council Areas by sex and site, 1980	District Council Areas	270
	<b>INFANT MORTALITY</b>		
30	Deaths of all children under one year in each District Council area, 1980	District Council Areas	274
31	Deaths of illegitimate children under one year in each District Council Areas, 1980	District Council Areas	276
32	Infant mortality, by cause, age and sex, also illegitimate infant mortality, by cause, 1980	N.I.	278
33	Infant mortality, by cause, sex, and month of registration, 1980	N.I.	284
	<b>SUMMARY</b>		
34	Births, marriages and deaths by age, sex and cause, in each District Council Area, 1980, together with the census population, 1971	District Council Areas	286

## DIAGRAMS

*(Rates shown for Northern Ireland, England and Wales, Scotland and the Irish Republic.)*

	<i>Page</i>
1 Marriage rates per 1,000 population . . . . .	10
2 Live birth rates per 1,000 population . . . . .	14
3 Death rates per 1,000 population . . . . .	27
4 Death rates from cancer per 100,000 population . . . . .	29
5 Maternal mortality rates per 1,000 live births . . . . .	33
6 Infant mortality rates per 1,000 live births . . . . .	39

## GENERAL NOTES

---

The figures contained in this Report may be regarded as superseding the provisional figures already published for the year 1980 in the Registrar General's quarterly returns.

Throughout the Report, births and deaths have been recorded according to date of registration and not to date of occurrence. They have also been allocated to the district of normal residence, if in Northern Ireland; births have been assigned to the districts containing the normal residence of parents, and deaths to the districts containing the normal residence of the deceased persons. Events occurring in Northern Ireland relating to persons whose normal residence is outside Northern Ireland have been assigned to the district of occurrence.

Rates are assessed per 1,000 of the estimated home population as at 30 June unless otherwise stated. The home population comprises the population of all types in Northern Ireland including Her Majesty's forces. Marriage rates relate to the number of marriages solemnised, and not to the number of persons married.

Comparisons with rates (births, deaths etc.) recorded in other parts of the British Isles are included in several tables and diagrams. These comparisons are substantially correct but it should be remembered that (with the exception of Diagram 3) they are crude rates only and take no account of changes in, or differences between, the age and sex structure of the populations.

Generally speaking, the classifications adopted for the purposes of this Report are the Detailed and Abbreviated Lists contained in the "Manual of the International Statistical Classification of Diseases, Injuries and Causes of Death, 1975."

The term cancer, where used, refers to all malignant neoplasms and neoplasms of the lymphatic and haematopoietic tissues, except Hodgkin's disease, leukaemia and aleukaemia (I.C.D. Nos. 201, 204-208).

Where more than one cause of death is reported, the death is classified according to the underlying cause, i.e. the disease or injury which initiated the train of morbid events leading directly to death. This method of classification is followed even if the deceased may have recovered from the underlying cause long before the date of death.

In the text and tables the term "stillbirth" refers to a child born after the 28th week of pregnancy and which did not breathe or show any other sign of life. Perinatal deaths are deaths of infants under one week and also includes still-births; "neonatal mortality" relates to deaths of children under 4 weeks of age and "infant mortality" to deaths of all children (including neonatal) under 1 year of age.

In general in the tables and abstracts, dots (.) are used to indicate "none" and dashes (—) are used to indicate that information cannot be given or that the headings are not applicable.



## REPORT 1980

### SUMMARY

In 1980 there was an increase in the birth rate for the 3rd consecutive year and infant neonatal and perinatal mortality rates continued to decline. The death rate and still-birth rate remained the same as in 1979, and there was a slight fall in the marriage rate compared with 1979.

The following figures indicate the general trend of marriages, births and deaths over the past 30 years. More detailed comparisons will be found in Tables A and A1.

Table B shows comparative statistics for Northern Ireland, England and Wales, Scotland and the Irish Republic. The marriage rate in Northern Ireland was lower than in England, Wales and Scotland. The live birth rate was lower than that of the Irish Republic but higher than that of England, Wales and Scotland; the death rate was lowest in the Irish Republic.

		1950	1970	1979	1980
Estimated population		1,368,900	1,524,000	1,543,300	1,547,300
Marriages	Number	9,084	12,297	10,214	9,923
	Rate	6.6	8.1	6.6	6.4
Live Births	Number	28,794	32,086	2,8178	28,582
	Rate	21.0	21.1	18.3	18.5
Illegitimate live births	Number	986	1,214	1,668	1,751
Still-births	Number	*	465	246	266
	Rate†	*	14	9	9
Deaths	Number	15,839	16,551	16,811	16,835
	Rate	11.6	10.9	10.9	10.9
Perinatal	Number	*	900	472	450
	Rate†	*	28	17	16
Neo-natal	Number	675	507	265	229
	Rate†	23	16	9	8
Infant	Number	1,166	734	417	382
	Rate†	40	23	15	13
Maternal	Number	23	*	1	2
	Rate†	1.1	*	0.04†	0.07†
Deaths from					
Heart disease (all forms)		5,037	5,791	6,392	6,155
Cerebral haemorrhage etc.		1,719	2,450	2,305	2,217
Cancer (all sites)		2,091	2,696	2,851	2,885
Lung cancer		171	522	672	676
Road Vehicle accidents (E810-E829)		93	273	314	291
Accidents in the home		*	189	377	314
Other violent causes		437	234	803	732
Inquests held		511	646	725	730

\*Not available.

†Rate per 1,000 births (live and still).

‡Rate per 1,000 live births.

||All violent deaths.

TABLE A. Northern Ireland: Population, marriages, live births and deaths, 1971-1980, with quinquennial averages from 1911.

YEAR	Estimated mid-year population	Marriages	Live births (total)	Illegitimate live births	Deaths	Deaths of infants under 1 year of age	Still-Births
1911-15	1,238,000	7,535	29,675	1,296	21,929	3,030	—
1916-20	1,227,000	8,250	27,560	1,258	22,128	2,620	—
1921-25	1,200,000	7,873	29,704	1,248	19,594	2,392	—
1926-30	1,240,000	7,328	26,418	1,249	18,403	2,083	—
1931-35	1,258,000	7,806	25,098	1,259	18,026	1,966	—
1936-40	1,287,000	9,073	25,533	1,178	18,369	1,970	—
1941-45	1,304,000*	10,751	29,592	1,560	17,478*	2,169	—
1946-50	1,350,000*	9,396	29,764	1,124	16,039*	1,423	—
1951-55	1,385,000	9,359	28,798	838	15,557	1,054	—
1956-60	1,405,000	9,500	30,539	758	15,175	863	—
1961-65	1,447,000	10,185	33,226	890	15,628	879	695
1966-70	1,501,500	11,357	32,866	1,180	15,987	791	530
1971	1,537,800†	12,152	31,765	1,207	16,202	722	462
1972	1,544,700†	11,905	29,994	1,263	17,032	616	434
1973	1,547,100	11,212	29,200	1,195	17,669	610	389
1974	1,546,800	10,783	27,160	1,296	17,327	567	374
1975	1,537,200	10,867	26,130	1,338	16,511	534	375
1971-75	1,542,700	11,383	28,849	1,260	16,948	670	406
1976	1,538,100	9,914	26,361	1,330	17,030	483	278
1977	1,537,300	9,696	25,437	1,383	16,921	438	310
1978	1,538,800	10,304	26,239	1,523	16,153	417	243
1979	1,543,300	10,214	28,178	1,668	16,811	417	246
1980	1,547,300	9,923	28,582	1,751	16,835	382	266
1976-80	1,540,960	10,010	26,959	1,531	16,750	427	269

TABLE A1. Northern Ireland: Annual marriage, birth and death rates and death rates of infants under 1 year per 1,000 live births, 1971-1980 with quinquennial averages from 1911.

YEAR	Rates per 1,000 of estimated population			Illegitimate live births per cent. of total live births	Death rates of infants under 1 year of age per 1,000 live births	Still-birth rates per 1,000 births (live and still)
	Marriages	Live births	Deaths			
1911-15	6.1	24.0	17.7	4.37	102	—
1916-20	6.7	22.5	18.0	4.56	95	—
1921-25	6.3	23.7	15.6	4.29	82	—
1926-30	5.9	21.2	14.8	4.73	79	—
1931-35	6.2	20.0	14.3	5.02	78	—
1936-40	7.1	19.8	14.3	4.61	77	—
1941-45	8.2	22.7	13.4*	5.27	73	—
1946-50	7.6	22.0	11.9*	3.78	48	—
1951-55	6.8	20.8	11.3	2.91	37	—
1956-60	6.8	21.7	10.8	2.48	28	—
1961-65	7.0	23.0	10.8	2.67	26	20
1966-70	7.6	21.0	10.6	3.59	24	16
1971	7.9	20.7	10.5	3.80	23	14
1972	7.7	19.4	11.0	4.21	21	14
1973	7.2	18.9	11.4	4.09	21	13
1974	7.0	17.6	11.2	4.55	21	14
1975	7.1	17.0	10.7	5.12	20	14
1971-75	7.4	18.7	11.0	4.35	21	14
1976	6.4	17.1	11.1	5.05	18	10
1977	6.3	16.5	11.1	5.44	17	12
1978	6.7	17.1	10.5	5.80	16	9
1979	6.6	18.3	10.9	5.92	15	9
1980	6.4	18.5	10.9	6.13	13	9
1976-80	6.5	17.5	10.9	5.67	16	10

\*Statistics of population and deaths for the years 1941-1949 relate to civilians only.

†Revised estimate.

TABLE B. *Comparative statistics for Northern Ireland, England and Wales, Scotland, and the Irish Republic, 1926, 1937, 1951, 1961, 1966, 1971, 1976-1980.*

MARRIAGE RATES PER 1,000 OF POPULATION				
Years	Northern Ireland	England and Wales	Scotland	Irish Republic
1926	5.8	7.2	6.4	4.6
1937	6.7	8.8	7.7	5.0
1951	6.9	8.2	8.1	5.4
1961	6.9	7.5	7.8	5.4
1966	7.3	8.0	8.1	5.8
1971	7.9	8.3	8.1	7.3
1976	6.4	7.3	7.2	6.5
1977	6.3	7.2	7.2	6.2
1978	6.7	7.5	7.3	6.3
1979	6.6	7.5	7.3	6.2
1980	6.4	7.5	7.5	6.4*

LIVE BIRTH RATES PER 1,000 OF POPULATION				
Years	Northern Ireland	England and Wales	Scotland	Irish Republic
1926	22.5	17.8	21.1	20.6
1937	19.8	14.9	17.6	19.2
1951	20.7	15.4	17.7	21.2
1961	22.4	17.6	19.5	21.2
1966	22.5	17.7	18.6	21.6
1971	20.7	16.0	16.6	22.8
1976	17.1	11.9	12.5	21.6
1977	16.5	11.6	12.0	21.4
1978	17.1	12.1	12.4	21.1
1979	18.3	13.0	13.2	21.5
1980	18.5	13.3	13.4	21.9*

DEATH RATES PER 1,000 OF POPULATION				
Years	Northern Ireland	England and Wales	Scotland	Irish Republic
1926	15.0	11.6	13.1	14.1
1937	15.1	12.4	13.9	15.3
1951	12.8	12.5	12.9	14.3
1961	11.3	12.0	12.3	12.3
1966	11.1	11.7	12.3	12.1
1971	10.5	11.6	11.8	10.6
1976	11.1	12.2	12.5	10.5
1977	11.1	11.7	12.0	10.5
1978	10.5	11.9	12.6	10.0
1979	10.9	12.1	12.7	9.7
1980	10.9	11.8	12.3	9.7*

PERINATAL, NEONATAL, AND INFANT MORTALITY RATES												
Years	Northern Ireland			England and Wales			Scotland			Irish Republic		
	†Peri-natal	§Neo-natal	§Infant	†Peri-natal	§Neo-natal	§Infant	†Peri-natal	§Neo-natal	§Infant	*Peri-natal	§Neo-natal	§Infant
1926	—	34	85	—	32	70	—	36	83	—	27	74
1937	—	36	77	60	30	58	—	38	80	—	30	73
1951	—	25	41	38	19	30	44	22	37	—	25	46
1961	38	19	27	32	15	21	36	18	26	—	21	31
1966	31	17	26	26	13	19	29	15	23	—	16	25
1971	27	16	23	22	12	18	24	14	20	—	12	18
1976	22	13	18	18	10	14	18	10	15	—	10	15
1977	21	11	17	17	9	14	18	11	16	19	10	16
1978	18	9	16	16	9	13	15	9	13	†	10	15
1979	17	9	15	15	8	13	14	9	13	†	8	12
1980	16	8	13	13	8	12	13	8	12	†	7*	11*

\*Provisional.

†Per 1,000 births (live and still)

§Per 1,000 births

‡Not available.

## POPULATION

The home population of Northern Ireland estimated as at 30 June 1980 was 1,547,300 persons, an increase of 4,000 from the mid 1979 figure. This estimate, comprising civilians and members of H.M. forces stationed in Northern Ireland, is based on the census taken on 25 April, 1971 (1,536,065 persons) and takes account of natural increase and net migration. During the year ended 30 June 1980 the natural increase of 117,00, (approx.) was set-off by net migration of 5,900 (approx.). Further details regarding migration are shown on page 53.

The total population is further analysed by sex and age in Table C1.

Table C shows the population of the 26 District Council areas.

**TABLE C. Population of 26 District Council Areas as recorded at the census of 1971 and as estimated at mid-year 1980.**

AREA	Census 1971	Mid-Year estimate 1980
Northern Ireland . . . .	1,536,065	1,547,300
Ards . . . . .	46,778	53,800
Belfast . . . . .	416,679	345,800
Castlereagh . . . . .	64,406	62,600
Down . . . . .	46,951	49,300
Lisburn . . . . .	70,694	84,000
North Down . . . . .	52,611	63,200
Antrim . . . . .	33,998	41,800
Ballymena . . . . .	48,998	53,800
Ballymoney . . . . .	21,920	22,500
Carrickfergus . . . . .	27,044	28,400
Coleraine . . . . .	44,608	46,000
Cookstown . . . . .	26,070	28,400
Larne . . . . .	29,897	28,400
Magherafelt . . . . .	31,460	33,200
Moyle . . . . .	13,979	12,700
Newtownabbey . . . . .	66,915	76,800
Armagh . . . . .	46,449	47,500
Banbridge . . . . .	28,688	29,100
Craigavon . . . . .	67,718	74,000
Dungannon . . . . .	42,606	42,800
Newry and Mourne . . . . .	72,368	77,100
Fermanagh . . . . .	50,979	50,900
Limavady . . . . .	23,809	25,200
Londonderry . . . . .	84,901	91,200
Omagh . . . . .	41,175	42,800
Strabane . . . . .	34,364	36,000



TABLE C1. *Northern Ireland: Sex and age distribution of home population as estimated at 30 June, 1980 and percentage of total population in each age-group.*

(To nearest 100)

Age-group	Persons	% Age	Males	% Age	Females	% Age
Years						
0-14	413,500	26.7	212,900	27.9	200,600	25.6
15-64	952,300	61.6	478,900	62.7	473,400	60.4
65+	181,500	11.7	71,900	9.4	109,600	14.0
0-	27,900	1.8	14,300	1.9	13,600	1.7
1-	26,900	1.7	13,700	1.8	13,200	1.7
2-	24,800	1.6	12,600	1.7	12,200	1.6
3-	24,500	1.6	12,600	1.7	11,900	1.5
4-	25,100	1.6	13,000	1.7	12,100	1.5
0- 4 years	129,200	8.3	66,200	8.7	63,000	8.0
5- 9	134,800	8.7	69,700	9.1	65,100	8.3
10-14	149,500	9.7	77,000	10.1	72,500	9.3
15-19	149,900	9.7	78,500	10.3	71,400	9.1
20-24	129,500	8.4	68,000	8.9	61,500	7.9
25-29	101,300	6.6	52,100	6.8	49,200	6.3
30-34	98,700	6.4	50,600	6.6	48,100	6.1
35-39	92,000	5.9	46,600	6.1	45,400	5.8
40-44	81,500	5.3	40,400	5.3	41,100	5.2
45-49	77,600	5.0	37,500	4.9	40,100	5.1
50-54	77,800	5.0	37,000	4.9	40,800	5.2
55-59	77,200	5.0	36,600	4.8	40,600	5.2
60-64	66,800	4.3	31,600	4.1	35,200	4.5
65-69	64,500	4.2	28,600	3.7	35,900	4.6
70-74	51,400	3.3	21,000	2.8	30,400	3.9
75-79	36,100	2.3	13,300	1.7	22,800	2.9
80-84	20,200	1.3	6,600	0.9	13,600	1.7
85+	9,300	0.6	2,400	0.3	6,900	0.9
TOTALS	1,547,300	100.0	763,700	100.0	783,600	100.0

The 1971 Census population by age and sex for Northern Ireland and for District Council Areas is given in Abstract 1.

## MARRIAGES

**Number and rate.** Marriages registered during the year numbered 9,923 giving the rate of 6·4 per 1,000 population. The corresponding number and rate for 1979 were 10,214 and 6·6 respectively. In 8,915 (89·8 per cent.) of the total marriages both contracting parties were single; in 300 (3·0 per cent.) one or both were widowed and in 774 (7·8 per cent.) one or both were divorced. Of every 1,000 persons married 46 were previously divorced. This rate is 7 above that for 1979; comparative rates for the years 1960 and 1970 were 7 and 12 respectively. Further details are given in Abstracts 3 and 6.

The number of marriages celebrated in each month in 1980 was as follows:

January	436	April	981	July	1,211	October	721
February	425	May	682	August	1,500	November	491
March	662	June	1,047	September	1,257	December	510
Qtrs.:1st	1,523	2nd	2,710	3rd	3,968	4th	1,722

This shows that the period July to September was the most popular quarter for weddings, August heading the monthly totals with 1,500, February was the least popular month.

**Ages of marriage.** Although the most popular age for marriage was 22 years for men and 20 for women, the arithmetical average age of men marrying in 1980 was 25·6 and of women 23·5. During 1979 this age was 25·5 among men and 23·4 among women. In 1970 the average age was 25·7 for men and 23·6 for women. The mean age at marriage of persons marrying for the first time in 1980 was 24·4 years for men and 22·4 years for women. Of the contracting parties 0·8 per cent. of the husbands and 4·5 per cent. of the wives were minors (the age of majority was lowered from 21 to 18 from 1 January 1970), the relative figures for 1970 being 0·6 per cent. and 4·3 per cent. Further statistics will be found in Table D and Abstracts 4, 5, 6, 7 and 8.

**Method of celebration.** Table D1 shows the marriages registered during the years 1927, 1937, 1951, 1961, 1966, 1971 and 1976 to 1980 according to the form of celebration and Table D2 gives further details of marriages in 1980.

Marriages taking place in registrar's offices in the year under review represented 11·2 per cent. of the total marriages which is 1·1 above that for the previous year.

TABLE D. *Marriages, mean ages at marriage; men and women by previous marital status, 1975-1980.*

YEAR	Males—mean age at marriage												
	All men	All bachelors	All widowers	All divorced men	Bachelors who married			Widowers who married			Divorced men who married		
					Spinsters	Widows	Divorced women	Spinsters	Widows	Divorced women	Spinsters	Widows	Divorced women
1975	25.4	24.3	56.0	37.2	24.1	37.0	32.1	52.9	59.6	53.2	34.5	48.5	40.2
1976	25.6	24.4	57.2	37.3	24.2	41.2	31.9	54.1	61.0	51.9	35.4	45.3	38.5
1977	25.3	24.1	57.2	36.3	23.9	38.3	31.1	52.3	61.0	53.8	34.3	46.1	38.4
1978	25.4	24.2	56.5	36.3	23.9	41.2	30.7	52.1	60.9	49.9	34.5	45.1	38.4
1979	25.5	24.4	55.6	36.9	24.1	39.6	30.9	49.7	62.7	51.6	34.2	48.7	39.2
1980	25.6	24.4	56.0	37.4	24.0	39.4	31.4	52.4	60.9	46.9	35.3	46.1	39.5

YEAR	Females—mean age at marriage												
	All women	All spinsters	All widows	All divorced women	Spinsters who married			Widows who married			Divorced women who married		
					Bachelors	Widowers	Divorced men	Bachelors	Widowers	Divorced men	Bachelors	Widowers	Divorced men
1975	23.3	22.2	51.1	41.3	22.1	32.4	23.2	52.1	54.2	38.1	40.9	53.0	36.5
1976	23.4	22.3	50.2	38.9	22.1	38.7	23.7	46.6	55.8	39.6	39.7	46.6	34.8
1977	23.2	22.1	54.5	36.5	22.0	30.1	25.6	56.6	57.1	35.0	34.8	59.0	35.3
1978	23.2	22.3	48.1	34.8	22.0	40.8	26.8	40.2	56.2	36.3	31.9	53.4	36.6
1979	23.4	22.4	47.1	36.0	22.1	39.1	25.4	39.7	57.4	39.5	33.3	51.4	36.2
1980	23.5	22.4	47.8	37.1	22.1	40.0	26.2	43.0	56.8	33.4	34.9	56.4	37.0

**DIAGRAM 1. Marriages rates (crude) in Northern Ireland, England and Wales, Scotland and the Irish Republic, 1960-1980. Rate per 1,000 population.**

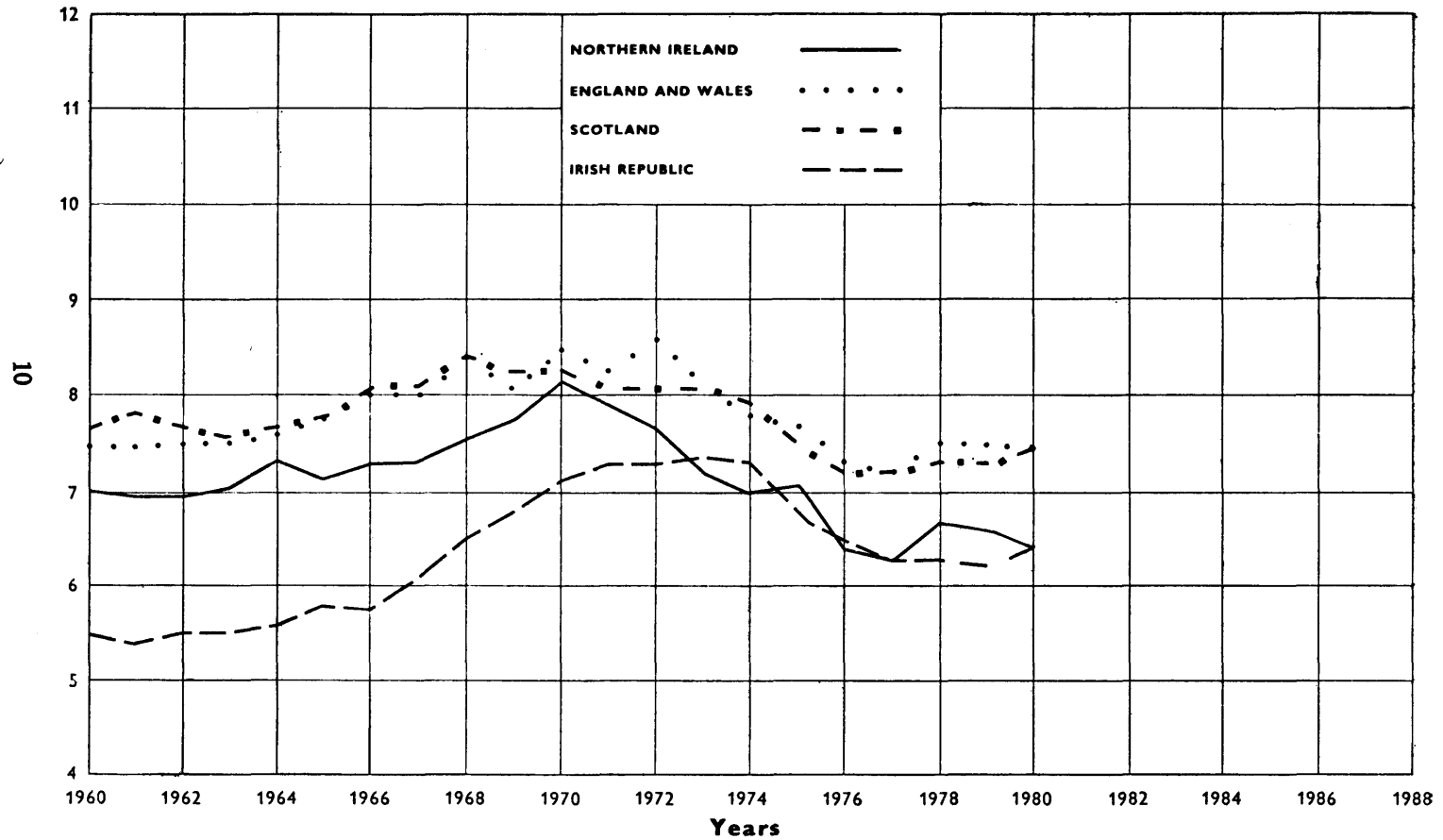


TABLE D1. *Northern Ireland: Marriages registered according to forms of celebration, 1927, 1937, 1951, 1961, 1966, 1971 and 1976-1980.*

YEAR	Roman Catholic	Presbyterian	Church of Ireland	Methodist	Other denominations	In Registrars' Offices	Total marriages registered	Total marriage rate per 1,000 of estimated population
1927	2,091	2,074	2,150	235	237	388	7,175	5.74
1937	2,396	2,473	2,426	426	255	647	8,623	6.73
1951	2,723	2,975	2,270	446	306	694	9,414	6.86
1961	3,285	2,942	2,258	517	339	520	9,861	6.91
1966	3,707	3,207	2,338	582	356	545	10,735	7.26
1971	4,672	3,138	2,446	563	472	861	12,152	7.92
1976	3,893	2,348	1,830	462	457	924	9,914	6.44
1977	4,006	2,253	1,688	455	424	870	9,696	6.31
1978	4,143	2,413	1,818	447	474	1,009	10,304	6.70
1979	4,103	2,354	1,777	459	488	1,033	10,214	6.62
1980	3,994	2,237	1,653	437	491	1,111	9,923	6.41

TABLE D2. *Northern Ireland: Marriages registered by District Council area and method of celebration, 1980.*

AREA	Total Marriages	Roman Catholic	Presbyterian		Church of Ireland			Methodist		In Registrars' Offices	Other denominations	
			By Licence	By Special Licence	After Banns	By Licence	By Special Licence	By Licence or Certificate	By Special Licence		By Licence or Certificate	By Special Licence
Northern Ireland	9,923	3,994	2,173	64	38	1,582	33	316	121	1,111	473	18
Ards . . . . .	305	52	120	4	.	40	2	12	4	57	14	.
Belfast . . . . .	2,385	981	390	21	12	316	11	116	46	334	155	3
Castlereagh . . . . .	348	23	84	2	3	83	2	40	6	78	25	2
Down . . . . .	338	194	69	1	3	31	3	.	1	21	14	1
Lisburn . . . . .	512	121	125	5	1	137	8	17	5	53	37	3
North Down . . . . .	399	38	115	8	6	79	2	17	8	113	12	1
Antrim . . . . .	268	82	79	3	.	44	2	3	.	45	10	.
Ballymena . . . . .	318	55	155	5	.	23	.	6	3	43	28	.
Ballymoney . . . . .	171	68	62	.	.	24	.	.	.	11	6	.
Carrickfergus . . . . .	183	14	53	1	1	41	.	9	1	49	13	1
Coleraine . . . . .	279	67	85	1	2	61	.	4	1	44	13	1
Cookstown . . . . .	202	114	30	.	.	42	.	.	2	3	11	.
Larne . . . . .	184	39	95	4	.	16	.	4	1	19	6	.
Magherafelt . . . . .	220	118	47	1	.	35	.	.	.	6	12	1
Moyle . . . . .	116	63	19	2	.	29	.	.	.	2	1	.
Newtownabbey . . . . .	414	35	158	3	3	70	.	17	8	87	32	1
Armagh . . . . .	316	160	59	.	.	60	.	5	6	8	18	.
Banbridge . . . . .	166	59	48	.	.	37	.	1	.	12	9	.
Craigavon . . . . .	405	158	36	1	2	101	1	29	5	53	19	.
Dungannon . . . . .	300	161	44	.	.	67	1	7	2	5	12	1
Newry and Mourne . . . . .	501	375	79	1	1	23	.	1	3	12	5	1
Fermanagh . . . . .	332	194	13	.	1	79	1	14	8	16	6	.
Limavady . . . . .	171	81	50	.	.	21	.	4	3	10	2	.
Londonderry . . . . .	561	407	74	1	2	48	.	5	5	14	3	2
Omagh . . . . .	285	188	32	.	.	40	.	3	3	11	8	.
Strabane . . . . .	244	147	52	.	1	35	.	2	.	5	2	.

## FERTILITY

### LIVE BIRTHS

**Number and rate.** Live births registered during 1980 numbered 28,582, 404 more than in 1979. The birth rate was 18·5 per 1,000 of the estimated population, being 0·2 above the rate for 1979.

The monthly incidence of births was as follows:

January	. 2,833	April	. 2,687	July	. 2,594	October	. 2,536
February	. 2,052	May	. 2,369	August	. 2,174	November	. 2,069
March	. 2,205	June	. 2,492	September	. 2,474	December	. 2,097
Qtrs.: 1st	. 7,090	2nd	. 7,548	3rd	. 7,242	4th	. 6,702

Compared with 1979, the March quarter showed a decrease of 30 live births, whereas the remaining 3 quarters showed increases of 174, 99 and 161 respectively.

Births registered during 1980, where the normal residence of the parents was outside Northern Ireland, numbered 129 as compared with 126 in 1979. In 109 cases an address in the Irish Republic was given, compared with 104 in 1979. 17 children were born to mothers normally resident in England and Wales, and 2 to mothers from Scotland. There was also 1 child born to parents from a foreign country outside the British Commonwealth.

**Proportion of males to females.** Births of males in Northern Ireland in 1980 numbered 14,686 and those of females 13,896 the proportion of male to female births being 1,057 to 1,000. The corresponding proportion for each of the five years 1975–1979 were 1,065, 1,056, 1,070, 1,007 and 1,058 respectively.

**Age of parents.** Table E1 classifies legitimate live births according to the age of the mother. The maternal age-group which contributed the greatest number of live births was the group aged 25–29.

**Place of Occurrence.** Of the live births 99·6 per cent. occurred in hospitals.

**Multiple births.** Up to and including 1960, the birth of one live and one still-born infant was regarded as a single birth and the birth of two live infants and one still-born infant as a twin birth. Since 1961 still-births have been registered and these are now being taken into account to obtain accurate figures for single and multiple births. Of the 28,582 live births, 27,990 were the product of single, 582 of twin and 10 of triple pregnancies. There were no quadruple pregnancies. Table E2 gives the multiplicity of all births.

TABLE E. *Northern Ireland: Live births, numbers and rates by District Council area, 1977-1980.*

Area	Number				Rate per 1,000 of the population			
	1977	1978	1979	1980	1977	1978	1979	1980
Northern Ireland	25,437	26,239	28,178	28,582	16.5	17.1	18.3	18.5
Ards	915	977	1,040	1,075	17.4	18.4	19.5	20.0
Belfast	4,649	4,768	5,321	5,322	13.0	13.5	15.2	15.4
Castlereagh	649	568	548	435	10.2	8.9	8.6	6.9
Down	917	981	1,015	1,055	18.9	20.1	20.8	21.4
Lisburn	1,426	1,329	1,419	1,524	17.4	16.1	17.0	18.1
North Down	948	924	1,095	1,098	15.6	15.0	17.5	17.4
Antrim	860	835	986	995	22.1	20.9	24.0	23.8
Ballymena	843	962	993	1,077	15.9	18.1	18.7	20.0
Ballymoney	321	408	406	508	14.5	18.5	18.2	22.6
Carrickfergus	420	446	455	431	15.1	16.0	16.2	15.2
Coleraine	704	675	788	760	15.5	14.8	17.2	16.5
Cookstown	528	520	565	453	19.0	18.6	20.0	16.0
Larne	354	397	394	403	12.3	14.0	13.9	14.2
Magherafelt	591	602	674	736	18.5	18.6	20.5	22.2
Moyle	245	271	254	192	18.8	20.8	19.7	15.1
Newtownabbey	1,253	1,257	1,256	1,330	17.1	16.8	16.5	17.3
Armagh	808	794	872	863	16.9	16.7	18.2	18.2
Banbridge	376	349	407	466	13.1	12.1	14.1	16.0
Craigavon	1,310	1,340	1,561	1,471	18.1	18.3	21.3	19.9
Dungannon	874	932	951	988	20.3	22.0	22.4	23.1
Newry & Mourne	1,512	1,649	1,777	1,756	19.9	21.7	23.1	22.8
Fermanagh	923	941	1,005	1,094	18.1	18.5	19.7	21.5
Limavady	541	481	517	486	21.1	18.8	20.6	19.3
Londonderry	1,965	2,196	2,172	2,376	22.3	25.0	24.3	26.1
Omagh	786	907	1,023	1,025	18.8	21.8	24.2	23.9
Strabane	719	730	684	663	20.0	20.5	19.1	18.4

TABLE E1. *Northern Ireland: Legitimate Live Births by age of mother 1976-1980.*

Year	Legitimate Live births by age of mother							
	All Ages	Numbers						
		<20	20-24	25-29	30-34	35-39	40-44	45+
1976	25,031	1,661	7,289	8,449	4,961	2,011	610	50
1977	24,054	1,573	6,929	8,095	4,918	1,943	565	31
1978	24,716	1,588	7,123	8,147	5,216	2,113	490	39
1979	26,510	1,645	7,591	8,551	5,720	2,402	573	28
1980	26,831	1,553	7,854	8,745	5,693	2,437	509	40
Year	All Ages	Percentages						
		<20	20-24	25-29	30-34	35-39	40-44	45+
1976	100	6.6	29.1	33.8	19.8	8.0	2.5	0.2
1977	100	6.6	28.8	33.7	20.4	8.1	2.3	0.1
1978	100	6.4	28.8	33.0	21.1	8.5	2.0	0.2
1979	100	6.2	28.6	32.2	21.6	9.1	2.2	0.1
1980	100	5.8	29.3	32.6	21.2	9.1	1.9	0.1

**DIAGRAM 2. Birth rates (crude) in Northern Ireland, England and Wales, Scotland and the Irish Republic, 1960-1980. Rate per 1,000 population.**

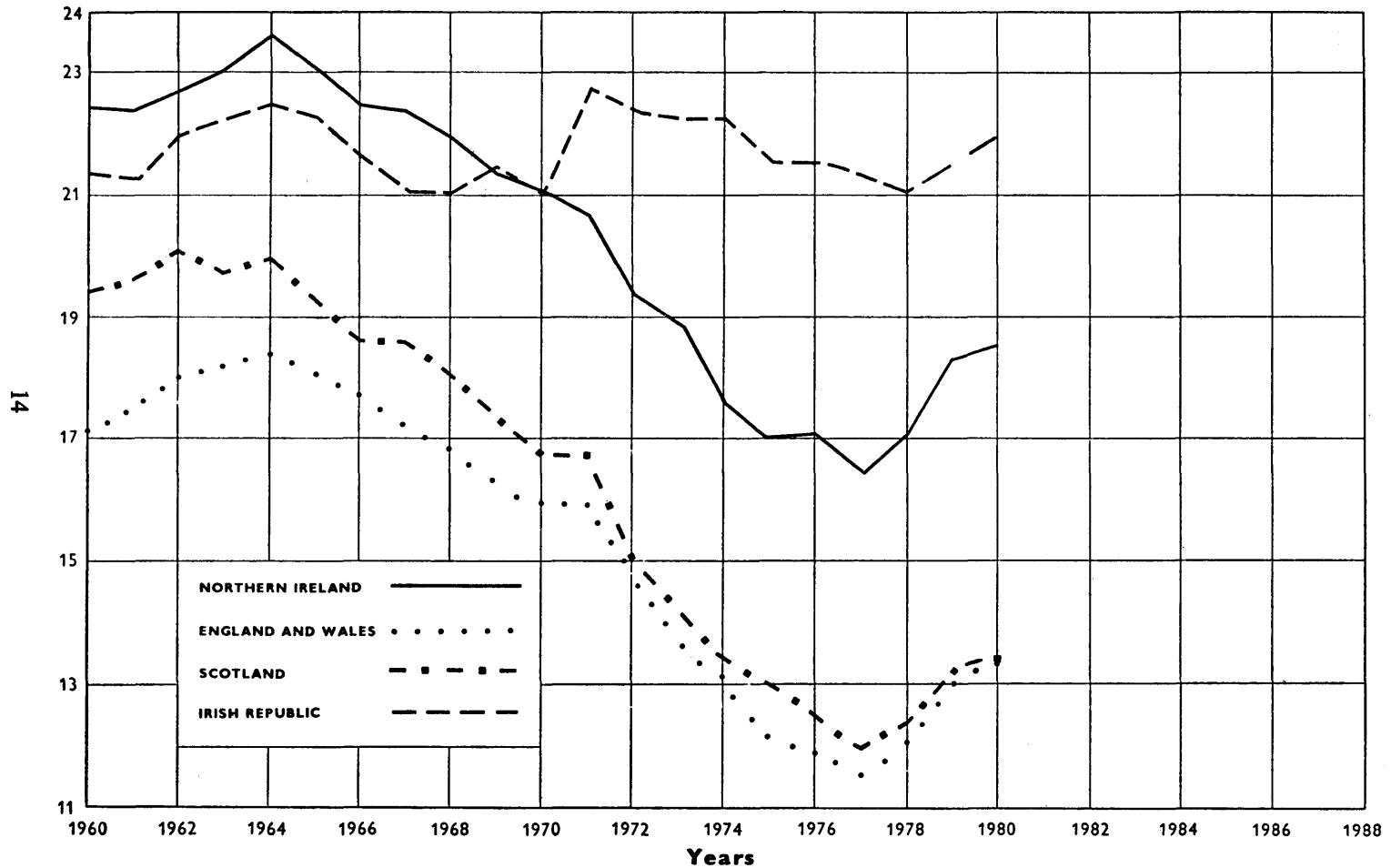




TABLE E2. Multiple births (live and still), by age of mother, sex and type 1980.

	Live births		Still Births	Total	Legitimate	Illegitimate	Age of mother							
	Male	Female					<20	20-24	25-29	30-34	35-39	40-44	45-49	50+
Twin Births	2	.	.	82	74	8	1	23	29	17	10	1	1	.
	1	1	.	91	88	3	2	20	26	30	13	.	.	.
	.	2	.	113	107	6	10	16	35	35	13	4	.	.
	1	.	1	5	5	.	.	1	1	2	1	.	.	.
	.	1	1	5	5	.	.	1	2	.	2	.	.	.
	.	.	2	2	2	.	1	.	1	.	.	.	.	.
Triplet Births	3	.	.	1	1	.	.	.	1	.	.	.	.	.
	2	1	.	.	.	.	.	.	.	.	.	.	.	.
	1	2	.	1	1	.	.	.	.	.	1	.	.	.
	.	3	.	1	1	.	.	.	.	1	.	.	.	.
	.	2	1	.	.	.	.	.	.	.	.	.	.	.
	1	1	2	1	1	.	.	.	1	.	.	.	.	.
	2	.	1	.	.	.	.	.	.	.	.	.	.	.
Quadruple Births	.	.	.	.	.	.	.	.	.	.	.	.	.	.
Single confinements	.	.	.	28,240	26,503	1,737	2,112	8,426	8,934	5,725	2,473	531	39	.
Twin confinements	.	.	.	298	281	17	14	61	94	84	39	5	1	.
Triple confinements	.	.	.	4	4	.	.	.	2	1	1	.	.	.
Quadruplet confinements	.	.	.	.	.	.	.	.	.	.	.	.	.	.
All confinements	.	.	.	28,542	26,788	1,754	2,126	8,487	9,030	5,810	2 513	536	40	.
All multiple confinements	.	.	.	302	285	17	14	61	96	85	40	5	1	.
Percentage of mothers who had multiple births	.	.	.	1.05	1.06	0.96	0.65	0.71	1.06	1.46	1.59	0.93	2.50	.

**Illegitimate births.** The number of illegitimate births was 1,751. This was 83 more than in 1979. The proportion to total live births (6.1 per cent.) was 0.2 above that for the previous year. In England and Wales, Scotland and the Irish Republic, the illegitimate births as percentages of the total live births in the year 1980 were 11.8, 11.1 and 5.0\* respectively. Table F1 shows illegitimate live births by age of mother and reveals that illegitimacy is highest among a women aged under 20.

TABLE F. *Northern Ireland: Illegitimate live births by District Council Area, 1977-1980*

AREA	Number				Illegitimate births as percentage of total live births			
	1977	1978	1979	1980	1977	1978	1979	1980
Northern Ireland	1,383	1,523	1,668	1,751	5.4	5.8	5.9	6.1
Ards	30	48	55	62	3.3	4.9	5.3	5.8
Belfast	417	479	509	562	9.0	10.0	9.6	10.6
Castlereagh	31	15	21	20	4.8	2.6	3.8	4.6
Down	47	38	42	51	5.1	3.9	4.1	4.8
Lisburn	65	54	59	68	4.6	4.1	4.2	4.5
North Down	30	30	31	43	3.2	3.2	2.8	3.9
Antrim	53	53	69	70	6.2	6.3	7.0	7.0
Ballymena	57	51	72	62	6.8	5.3	7.3	5.8
Ballymoney	22	31	35	23	6.8	7.6	8.6	4.5
Carrickfergus	35	48	39	35	8.3	10.8	8.6	8.1
Coleraine	68	49	64	56	9.7	7.3	8.1	7.4
Cookstown	18	12	22	12	3.4	2.3	3.9	2.6
Larne	27	34	41	34	7.6	8.6	10.4	8.4
Magherafelt	18	17	28	20	3.0	2.8	4.2	2.7
Moyle	9	8	15	8	3.7	3.0	5.9	4.2
Newtownabbey	79	84	94	91	6.3	6.7	7.5	6.8
Armagh	24	19	25	26	3.0	2.4	2.9	3.0
Banbridge	27	15	14	19	7.2	4.3	3.4	4.1
Craigavon	56	68	77	86	4.3	5.1	4.9	5.8
Dungannon	22	26	25	28	2.5	2.8	2.6	2.8
Newry & Mourne	51	53	67	57	3.4	3.2	3.8	3.2
Fermanagh	27	45	34	44	2.9	4.8	3.4	4.0
Limavady	15	23	30	24	2.8	4.8	5.8	4.9
Londonderry	95	128	121	160	4.8	5.8	5.6	6.7
Omagh	27	41	40	46	3.4	4.5	3.9	4.5
Strabane	33	54	39	44	4.6	7.4	5.7	6.6

\* Provisional.

TABLE F1. *Northern Ireland: Illegitimate live births by age of mother 1976-1980.*

Year	Illegitimate live births by age of mother							
	All Ages	Numbers						
		<20	20-24	25-29	30-34	35-39	40-44	45+
1976	1,330	465	435	214	122	67	25	2
1977	1,383	491	459	216	123	71	23	.
1978	1,523	539	518	216	154	71	24	1
1979	1,668	555	578	295	144	74	21	1
1980	1,751	571	613	313	151	87	15	1
	All Ages	Percentages						
		<20	20-24	25-29	30-34	35-39	40-44	45+
1976	100	35.0	32.7	16.1	9.2	5.0	1.9	0.1
1977	100	35.5	33.2	15.6	8.9	5.1	1.7	.
1978	100	35.4	34.0	14.2	10.1	4.6	1.6	0.1
1979	100	33.3	34.6	17.7	8.6	4.4	1.3	0.1
1980	100	32.6	35.0	17.9	8.6	5.0	0.8	0.1

## LIVE BIRTHS BY SOCIAL CLASS

Social class is based on the occupation of the father of the child except where the child is illegitimate and the father's name and occupation is not stated. In these cases the social class is determined from the mother's occupation. Occupations are grouped into the following categories:—professional, intermediate (includes managers, government officials and financial agents), skilled non-manual, skilled manual, partly skilled and unskilled. In addition there are two further groups, namely members of the Armed Forces and those whose occupations are inadequately described. This last group includes students, children under 16, housewives, persons with independent means, the permanently sick and those with no stated occupation.

In 1980 the largest percentage of all live births 38.0% (10,863) were those of the skilled manual group and the smallest, 7.2% or 2,074 (excluding those born to the Armed Forces and to those with no occupation) were from the professional group. Further details will be found in Table G.

Of the 1,751 illegitimate live births, 28.2% were born to parents' whose occupations could not be adequately described, 21.8% and 19.6% were born to the partly skilled and skilled manual groups respectively. The lowest percentages of illegitimate births (1.1%) were born to professional parents and members of the Armed Forces. Table G1 gives more detailed information. Table G2 and G3 show details of live births by sex, age of mother, number of previous children born and social class.

TABLE G. *Northern Ireland: Live Births by social class 1980.*

Social Class	Number	Percentage
Professional . . .	2,074	7.2
Intermediate . . .	5,430	19.0
Skilled non-manual . . .	2,502	8.7
Skilled manual . . .	10,863	38.0
Partly skilled . . .	3,567	12.5
Unskilled . . .	2,903	10.2
Armed Forces . . .	625	2.2
Inadequately described occupations . . .	618	2.2
TOTAL . . .	28,582	100.0

TABLE G1. *Northern Ireland: Illegitimate live births by social class, 1980.*

Social Class	Number	Percentage
Professional . . .	19	1.1
Intermediate . . .	92	5.3
Skilled non-manual . . .	251	14.3
Skilled manual . . .	344	19.6
Partly skilled . . .	381	21.8
Unskilled . . .	150	8.6
Armed Forces . . .	20	1.1
Inadequately described occupations . . .	494	28.2
TOTAL . . .	1,751	100.0

TABLE G2. *Northern Ireland: Legitimate live births by sex, age of mother and social class, 1980.*

Age of mother at birth of child		Pro- fessional	Inter- mediate*	Skilled (non- manual)	Skilled (manual)	Partly Skilled	Unskilled	Armed Forces and Inade- quately Described
<20	M	12	36	58	381	110	154	49
	F	15	39	48	332	104	177	38
20-24	M	165	447	354	1,899	539	503	170
	F	153	423	318	1,695	540	470	178
25-29	M	441	979	419	1,721	480	393	83
	F	380	951	390	1,570	481	364	93
30-34	M	362	738	232	971	289	214	52
	F	292	776	238	989	287	207	46
35-39	M	116	378	87	406	150	99	6
	F	90	374	78	400	131	112	10
40-44	M	13	96	13	67	31	29	3
	F	13	83	15	77	41	27	1
45+	M	2	11	1	5	2	4	.
	F	1	7	.	6	1	.	.
Total legitimate births		M 1,111 F 944	2,685 2,653	1,164 1,087	5,450 5,069	1,601 1,585	1,396 1,357	363 366

\*See definition on page 18.

TABLE G3. *Northern Ireland: Live births by sex, number of previous children (live and still) and social class, 1980.*

Social Class		All legitim- ate births	Legitimate births classified according to number of previous children born (live and still)										All illegiti- mate births	
			0	1	2	3	4	5	6	7	8	9		10+
Professional .	{ M	1,111	397	340	220	98	35	8	9	3	1	.	.	11
	{ F	944	346	313	178	60	34	8	3	1	1	.	.	8
Intermediate*	{ M	2,685	777	781	562	271	147	76	33	19	10	5	4	46
	{ F	2,653	763	757	555	285	132	100	28	18	5	1	9	46
Skilled (non- manual)	{ M	1,164	509	343	200	74	21	9	2	4	.	1	1	133
	{ F	1,087	418	355	188	71	31	12	7	4	.	1	.	118
Skilled (manual)	{ M	5,450	1,792	1,568	1,028	573	241	121	61	26	17	9	14	184
	{ F	5,069	1,646	1,478	935	494	242	140	68	33	22	4	7	160
Partly Skilled .	{ M	1,601	519	453	303	164	85	40	17	4	5	3	8	190
	{ F	1,585	483	484	299	148	69	50	21	15	8	1	7	191
Unskilled .	{ M	1,396	360	376	268	177	98	59	14	16	11	7	10	79
	{ F	1,357	351	382	283	150	79	49	24	17	6	6	10	71
Armed Forces and Inadequately Described Occupations	{ M	363	159	119	56	18	5	5	1	.	.	.	.	273
	{ F	366	161	122	52	16	10	1	1	2	.	.	1	241
TOTAL .	{ M	13,770	4,513	3,980	2,637	1,375	632	318	137	72	44	25	37	916
	{ F	13,061	4,168	3,891	2,490	1,224	597	360	152	90	42	13	34	835

\*Includes managers of shops and offices, government officials, financial agents and technical workers.

## STILL-BIRTHS

**Number and rate.** The number of still-births registered in 1980 was 266 giving a rate of 9.2 per 1,000 births (live and still). Comparative 1980 figures for England, Wales and Scotland were 4,773 and 7.2 and 463 and 6.7 respectively.

Abstract 34 shows the number of still-births in administrative areas by sex. The number of still-born children who would have been illegitimate had they been born alive was 20 representing 7.5 per cent. of all still-births. Fourteen of the still-births were the product of multiple confinements, further particulars of which will be found in Table E2 above. In 200 cases the births occurred after a period of less than 37 weeks gestation or the weight of the foetus was not more than 2,500 grammes. Of the 266 still-births, 258 were certified by doctors, 6 by mid-wives and 2 were certified by coroner's without inquest. Postmortem examinations were held in 10 cases. Abstract 16 shows still-births by cause, sex and period of gestation. The percentage of still-births which occurred in hospitals in 1980 was 99.3 compared to 97.2 per cent. in 1979.

TABLE H. *Northern Ireland: Still-births and rates per 1,000 births (live and still) by District Council area, 1977-1980.*

AREA	Number of still-births				Rate per 1,000 live and still-births			
	1977	1978	1979	1980	1977	1978	1979	1980
Northern Ireland	310	243	246	266	12.0	9.2	8.7	9.2
Ards	10	7	13	9	10.8	7.1	12.3	8.3
Belfast	51	46	32	55	10.8	9.6	6.0	10.2
Castlereagh	11	9	7	8	16.7	15.6	12.6	18.1
Down	14	8	11	10	15.0	8.1	10.7	9.4
Lisburn	20	13	12	14	13.8	9.7	8.4	9.1
North Down	7	5	4	6	7.3	5.4	3.6	5.4
Antrim	8	7	5	7	9.2	8.3	5.0	7.0
Ballymena	9	12	6	7	10.6	12.3	6.0	6.5
Ballymoney	8	8	9	4	24.3	19.2	21.7	7.8
Carrickfergus	4	.	6	5	9.4	.	13.0	11.5
Coleraine	9	3	4	5	12.6	4.4	5.1	6.5
Cookstown	4	3	3	2	7.5	5.7	5.3	4.4
Larne	8	4	3	3	22.1	10.0	7.6	7.4
Magherafelt	10	7	12	6	16.6	11.5	17.5	8.1
Moyle	2	.	1	2	8.1	.	3.9	10.3
Newtownabbey	12	8	13	12	9.5	6.3	10.2	8.9
Armagh	15	6	8	5	18.2	7.5	9.1	5.8
Banbridge	7	3	3	7	18.3	8.5	7.3	14.8
Craigavon	7	11	13	7	5.3	8.1	8.3	4.7
Dungannon	9	14	7	5	10.2	14.8	7.3	5.0
Newry & Mourne	17	22	14	18	11.1	13.2	7.8	10.2
Fermanagh	14	12	13	20	14.9	12.6	12.8	18.0
Limavady	8	2	4	7	14.6	4.1	7.7	14.2
Londonderry	21	19	19	26	10.6	8.6	8.7	10.8
Omagh	14	8	13	8	17.5	8.7	12.5	7.7
Strabane	11	6	11	8	15.1	8.2	15.8	11.9

Congenital malformations caused 62 still-births (i.e. 23.3 per cent. of the total). This group was also a major cause in 1979 when the corresponding figures were 64 and 26.0 respectively.

TABLE H1. *Northern Ireland: Births (live and still) by place of occurrence and by District Council area 1980.*

AREA	All births (L & S)	Place of occurrence		
		At Home	NHS Hospital	Non NHS Hospital
Northern Ireland	28,848	110	28,691	47
Ards	1,084	2	1,082	.
Belfast	5,377	20	5,356	1
Castlereagh	443	1	442	.
Down	1,065	4	1,059	2
Lisburn	1,538	4	1,534	.
North Down	1,104	3	1,101	.
Antrim	1,002	1	1,000	1
Ballymena	1,084	1	1,083	.
Ballymoney	512	2	510	.
Carrickfergus	436	2	434	.
Coleraine	765	4	761	.
Cookstown	455	1	454	.
Larne	406	.	406	.
Magherafelt	742	6	736	.
Moyle	194	1	193	.
Newtownabbey	1,342	11	1,330	1
Armagh	868	1	865	2
Banbridge	473	2	471	.
Craigavon	1,478	4	1,474	.
Dungannon	993	5	988	.
Newry & Mourne	1,774	6	1,730	38
Fermanagh	1,114	7	1,106	1
Limavady	493	2	491	.
Londonderry	2,402	17	2,384	1
Omagh	1,033	1	1,032	.
Strabane	671	2	669	.

TABLE H2. *Northern Ireland: Still-births which occurred after less than 37 weeks or when the weight of the foetus was not more than 2,500 grams; 1978-80*

	Period of Gestation (Weeks)																	45 and Over	Not Stated	Total
	28	29	30	31	32	33	34	35	36	37	38	39	40	41	42	43	44			
1978	7	11	20	15	22	19	24	17	18	10	13	1	6	.	.	.	.	.	.	183
1979	11	26	16	10	16	17	11	12	18	10	9	3	5	.	2	.	.	.	.	166
1980	14	20	21	16	26	12	22	13	26	7	12	4	2	3	2	.	.	.	.	200



## DEATHS

**Number and rate.** The number of deaths recorded during the year 1980 and the death rate per 1,000 of the population were 16,835 and 10.9 respectively. The comparable figures for 1979 were 16,811 and 10.9.

The monthly incidence of deaths was as follows:

January . . .	1,757	April . . .	1,532	July . . .	1,316	October . . .	1,388
February . . .	1,476	May . . .	1,393	August . . .	1,143	November . . .	1,265
March . . .	1,466	June . . .	1,379	September . . .	1,243	December . . .	1,477
Qtrs.: 1st . . .	4,699	2nd . . .	4,304	3rd . . .	3,702	4th . . .	4,130

Of the total deaths 8,832 were of males and 8,003 were of females, the equivalent annual death rates being 11.6 and 10.2 per 1,000 of the male and female estimated populations, respectively. The corresponding rates for 1979 were also 11.6 and 10.2.

According to the ages stated to registrars, 440 (2.6 per cent.) of the total deaths were of children under 5 years of age and 12,175 (72.3 per cent.) were of persons aged 65 and upwards. There were 211 deaths of persons (42 males and 169 females) aged 95 and upwards and this number included 2 males and 7 females aged 100, 4 females aged 101, 6 females aged 102, 1 male and 2 females aged 103, 1 female aged 104 and 1 female aged 105.

Table J gives a partial analysis of deaths by age for each sex and the percentage of the total deaths in each group.

**TABLE 1. Northern Ireland: Deaths and death rates by District Council area, 1977-80**

Area	Number of deaths				Death rate per 1,000 of population			
	1977	1978	1979	1980	1977	1978	1979	1980
Northern Ireland	16,921	16,153	16,811	16,835	11.0	10.5	10.9	10.9
Ards . . .	628	611	685	678	12.0	11.5	12.8	12.6
Belfast . . .	4,670	4,169	4,193	4,201	13.1	11.8	12.0	12.1
Castlereagh . . .	558	608	668	617	8.8	9.5	10.5	9.9
Down . . .	570	587	639	552	11.7	12.0	13.1	11.2
Lisburn . . .	788	750	792	824	9.6	9.1	9.5	9.8
North Down . . .	750	721	739	769	12.3	11.7	11.8	12.2
Antrim . . .	308	319	331	315	7.9	8.0	8.1	7.5
Ballymena . . .	584	606	620	616	11.0	11.4	11.7	11.4
Ballymoney . . .	231	217	219	221	10.4	9.9	9.8	9.8
Carrickfergus . . .	255	249	287	262	9.2	8.9	10.2	9.2
Coleraine . . .	467	514	480	464	10.3	11.3	10.5	10.1
Cookstown . . .	246	243	240	250	8.8	8.7	8.5	8.8
Larne . . .	311	317	333	308	10.8	11.2	11.8	10.8
Magherafelt . . .	318	276	311	327	9.9	8.5	9.5	9.8
Moyle . . .	146	149	154	170	11.2	11.5	11.9	13.4
Newtownabbey . . .	620	686	680	689	8.5	9.1	8.9	9.0
Armagh . . .	521	432	475	473	10.9	9.1	9.9	10.0
Banbridge . . .	341	344	325	367	11.9	11.9	11.2	12.6
Craigavon . . .	732	712	771	748	10.1	9.7	10.5	10.1
Dungannon . . .	545	514	529	513	12.6	12.2	12.5	12.0
Newry and Mourne . . .	835	764	793	832	11.0	10.0	10.3	10.8
Fermanagh . . .	653	649	690	670	12.8	12.8	13.6	13.2
Limavady . . .	233	172	225	235	9.1	6.7	9.0	9.3
Londonderry . . .	781	778	786	866	8.9	8.9	8.8	9.5
Omagh . . .	459	496	514	527	10.9	11.9	12.2	12.3
Strabane . . .	371	270	332	341	10.4	7.6	9.3	9.5

TABLE J. Northern Ireland: Deaths by sex and certain age-groups and as percentage of total deaths, 1980.

	Total	Under 1 year	1-14 years	15-44 years	45-64 years	65 years and over
Number of deaths						
P	16,835	382	164	831	3,283	12,175
M	8,832	222	93	563	2,063	5,891
F	8,003	160	71	268	1,220	6,284
Percentage of total deaths						
P	100	2.3	1.0	4.9	19.5	72.3
M	100	2.5	1.0	6.4	23.4	66.7
F	100	2.0	0.9	3.4	15.2	78.5

TABLE K. Northern Ireland: Death rate per 1,000 population within sex and age-groups, 1926, 1937, 1961, 1971, 1979 and 1980

YEAR	All ages	AGES AT DEATH																	
		0-4	5-9	10-14	15-19	20-24	25-29	30-34	35-39	40-44	45-49	50-54	55-59	60-64	65-69	70-74	75-79	80-84	85 and over
1926	Persons	15.0	28.0	2.7	3.2	4.4	4.8	6.1	5.9	8.5	10.9	16.0	21.0	31.1	39.3	70.2	92.1	132.4	208.4
	Males	15.1	31.2	3.1	2.9	4.1	4.4	5.1	5.5	8.1	10.9	16.1	21.5	31.0	40.6	73.6	97.1	141.8	228.8
1937	Persons	14.9	24.8	2.4	3.6	4.8	5.2	7.1	6.3	8.9	10.9	16.0	20.5	31.2	38.0	66.8	87.1	123.0	188.1
	Females	15.0	23.0	1.8	2.5	3.5	3.6	4.6	5.0	7.5	10.2	14.4	19.4	28.8	46.0	76.4	115.0	153.2	230.9
1961	Persons	15.1	24.3	1.6	2.5	3.4	3.5	4.5	5.2	7.4	10.9	15.5	19.7	29.5	48.6	83.6	120.0	158.0	234.2
	Females	15.0	21.7	2.1	2.6	3.7	3.8	4.7	4.8	7.7	9.5	13.3	19.1	28.1	43.5	69.3	110.0	148.5	247.6
1971	Persons	11.3	6.7	0.4	0.6	0.8	1.0	1.2	1.8	2.8	4.3	8.1	12.9	22.0	35.1	56.9	92.7	142.8	245.2
	Males	12.1	8.0	0.5	0.8	1.2	1.4	1.5	2.1	3.5	5.0	0.4	17.6	28.7	43.5	65.6	107.0	145.7	259.4
1971	Persons	10.5	5.3	0.3	0.7	0.8	0.7	1.0	1.6	2.8	4.5	7.2	12.5	20.3	32.7	51.8	82.1	131.8	238.6
	Males	11.4	5.8	0.5	1.0	1.3	0.9	1.4	2.1	3.3	5.7	9.3	15.9	28.3	43.4	63.7	100.3	152.8	270.3
1971	Persons	9.7	4.8	0.2	0.4	0.3	0.5	0.6	1.1	2.3	3.4	5.1	9.2	12.4	22.0	40.0	63.9	110.8	206.9
	Females	10.5	5.3	0.3	0.7	0.8	0.7	1.0	1.6	2.8	4.5	7.2	12.5	20.3	32.7	51.8	82.1	131.8	238.6
1979	Persons	11.4	5.8	0.5	1.0	1.3	0.9	1.4	2.1	3.3	5.7	9.3	15.9	28.3	43.4	63.7	100.3	152.8	270.3
	Males	10.9	3.7	0.4	0.3	1.0	1.0	1.0	1.6	2.7	4.8	7.8	13.1	20.5	30.8	49.5	77.9	119.6	256.6
1979	Persons	11.6	3.9	0.4	1.2	1.6	1.4	1.4	2.1	3.6	6.4	10.2	17.2	27.8	42.0	67.0	106.1	151.8	307.3
	Females	10.2	3.4	0.3	0.3	0.4	0.6	0.6	1.1	1.9	3.3	5.6	9.3	14.1	22.0	37.3	61.5	103.5	237.2
1980	Persons	10.9	3.4	0.3	0.4	0.8	1.0	1.1	1.5	2.7	4.0	7.3	13.8	20.0	30.9	50.0	74.3	123.3	261.8
	Males	11.6	3.8	0.4	1.1	1.5	1.6	1.6	1.8	3.1	5.7	9.5	18.2	26.2	42.1	69.0	101.3	164.1	336.7
1980	Persons	10.2	3.0	0.3	0.3	0.4	0.6	0.9	1.1	2.2	2.5	5.3	9.8	14.4	22.1	36.8	58.6	103.5	235.8
	Females																		

**Deaths in hospitals.** The number of deaths occurring in hospitals in 1980 is shown in Table L. Of the deaths registered in 1980, 56·5 per cent. took place in N.H.S. hospitals (2·1 per cent. in mental hospitals).

TABLE L. *Northern Ireland: Deaths in hospitals, 1977-1980.*

	1977	1978	1979	1980
Number of deaths in:				
N.H.S. Psychiatric Hospitals . . . . .	375	394	331	360
N.H.S. other Hospitals . . . . .	8,986	8,610	9,035	9,157
Non-N.H.S. hospitals and institutions for old and disabled . . . . .	658	439	379	571
Elsewhere . . . . .	6,902	6,710	7,066	6,747
Total deaths . . . . .	16,921	16,153	16,811	16,835
Percentage of deaths in N.H.S. hospitals . . . . .	55·3	55·7	55·7	56·5

**Cause of death** Where more than one cause of death is reported, the death is classified to the underlying cause, i.e. the starting point in the sequence of events leading to death. See General Notes on page 1.

**Proportion of deaths from principal causes.** Heart diseases continued to bear by far the greatest proportion of the total deaths; other diseases having a high proportion were cancer, cerebrovascular disease (mainly cerebral thrombosis and cerebral haemorrhage) and respiratory diseases.

At ages under one year congenital malformations, premature birth, and respiratory diseases were the principal causes of death.

Between the ages of one and ten the highest proportions were caused by accidents, congenital malformations, cancer and leukaemia.

Between the ages of ten and twenty-four, accidents caused by far the largest proportion of deaths. The proportions from cancer, and leukaemias were also high.

Between the ages of twenty-five and forty-four the principal causes were cancer, heart diseases, accidents, suicide and cerebrovascular disease.

From age forty-five the pattern was heart diseases followed by cancer, cerebrovascular disease and respiratory diseases.

Table P shows, for each of the principal causes, the number of deaths and the death rates for 1980.

**Deaths from the principal epidemic diseases.** A total of 30 deaths (0·02 per 1,000 population) fell within this group. Of these, 27 were caused by influenza, 2 by measles and 1 by a diarrhoeal disease of a child under 2 years. There were no deaths from the remaining diseases in this group, namely, whooping cough, scarlet fever, acute poliomyelitis, typhoid and paratyphoid fevers, typhus, diphtheria or smallpox.

The number of deaths from the principal epidemic diseases in 1979 was 31 and the relative rate was 0·02.

**Influenza.** There were 27 deaths from influenza in 1980 as against a total of 28 in 1979. The rate per 1,000 of the population was 0.02 in both and 1979 and 1980.

**Tuberculosis.** Deaths from this cause numbered 27 compared with 24 in 1979. The rate of 0.02 per 1,000 population is the same as that for 1979. Further details of comparable figures over the past years may be seen in Table M. Late effects of tuberculosis accounted for 9 deaths in 1980. Although not related to the condition taken to have initiated the sequence of events leading to death, tuberculosis was also an important contributory factor in a further 30 deaths.

The tuberculosis death rates (provisional) for England and Wales, Scotland and the Irish Republic in 1980 were 0.02, 0.02 and 0.04\* respectively. More detailed information about deaths from tuberculosis is given in Abstracts 20 and 25.

\*Provisional

**DIAGRAM 3. Death rates (standardised) in Northern Ireland, England and Wales, Scotland and the Irish Republic, 1960-1980. Rate per 1,000 population.**

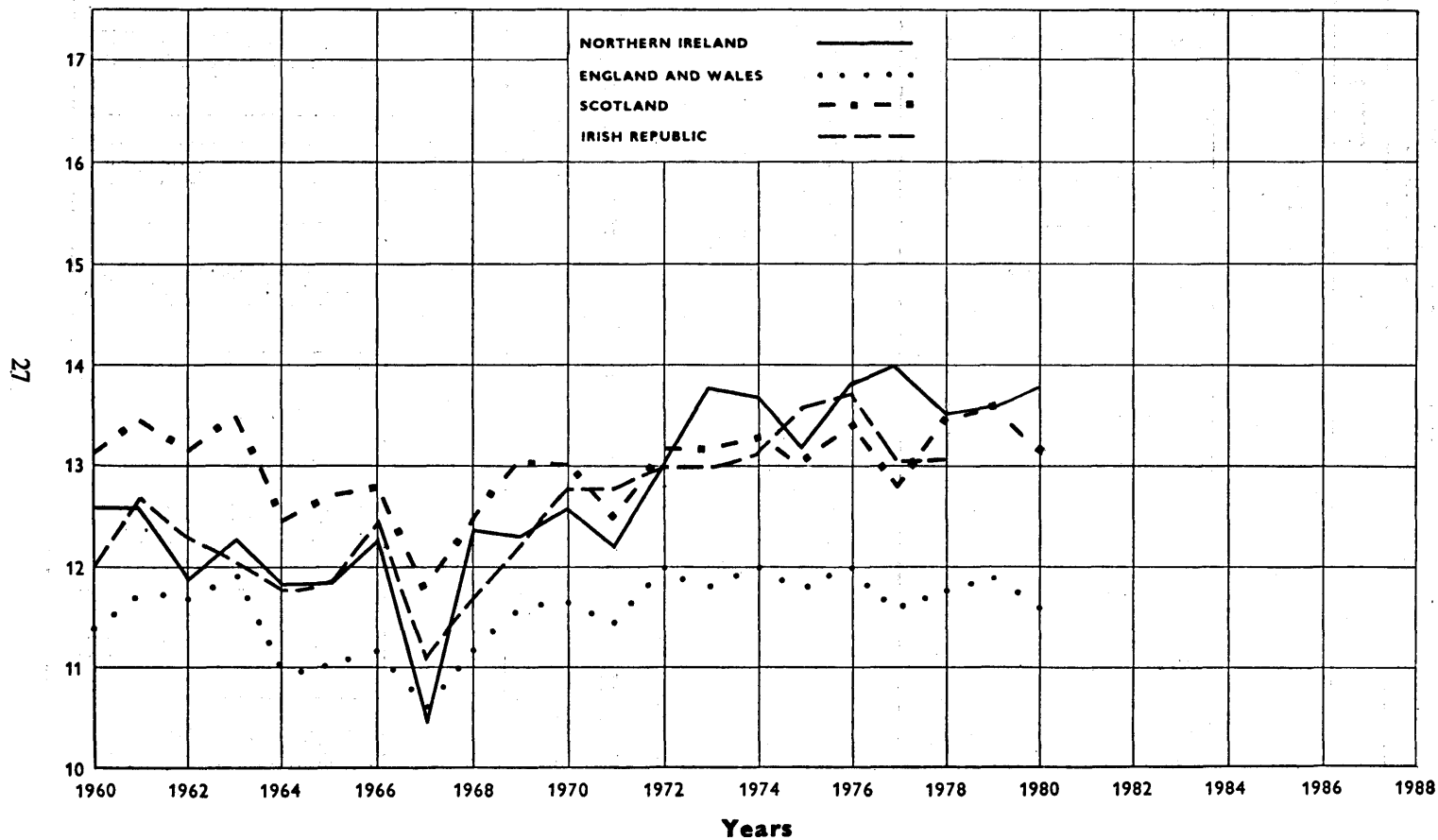


TABLE M. *Northern Ireland: Deaths and death rates from tuberculosis (all forms), 1926, 1937, 1951, 1961, 1966 and 1971-1980.*

YEAR	MALES		FEMALES		TOTAL	
	Number of deaths	Rate per 1,000 of the estimated male population	Number of deaths	Rate per 1,000 of the estimated female population	Number of deaths	Rate per 1,000 of the estimated population
1926	849	1.40	992	1.53	1,841	1.47
1937	627	1.00	624	0.95	1,251	0.98
1951	342	0.51	275	0.39	617	0.45
1961	75	0.11	30	0.04	105	0.07
1966	39	0.05	18	0.02	57	0.04
1971	30	0.04	13	0.02	43	0.03
1972	30	0.04	19	0.02	49	0.03
1973	40	0.05	26	0.03	66	0.04
1974	37	0.05	19	0.02	56	0.04
1975	20	0.03	19	0.02	39	0.02
1976	15	0.02	19	0.02	34	0.02
1977	25	0.03	7	0.01	32	0.02
1978	21	0.03	4	0.01	25	0.02
1979	20	0.03	4	0.01	24	0.02
1980	19	0.02	8	0.01	27	0.02

**Cancer.\*** The number of deaths from cancer in Northern Ireland during 1980 was 2,885 giving a death rate of 1.86 per 1,000 of the population which is 0.01 above the rate for 1979.

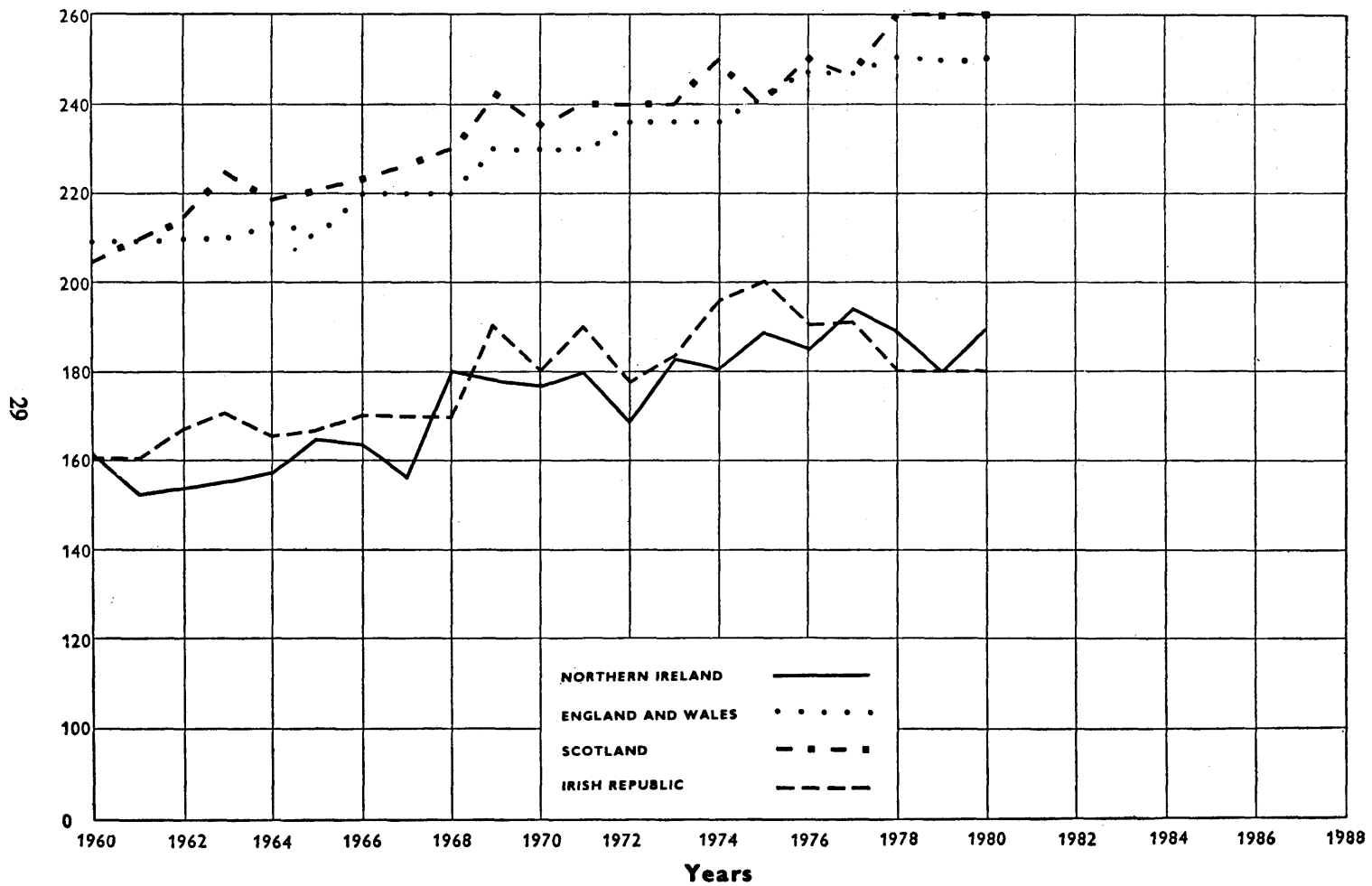
The death rates from cancer and tuberculosis were roughly the same in 1931 (i.e. 1.26 for cancer and 1.23 for tuberculosis). Since then the cancer rate has increased by 47.6 per cent. and the tuberculosis rate has decreased by 98.4 per cent.

TABLE N. *Northern Ireland: Deaths and death rates from cancer, 1926, 1937, 1951, 1961, 1966 and 1971-1980.*

	MALES		FEMALES		TOTAL	
	Number of deaths	Rate per 1,000 of the estimated male population	Number of deaths	Rate per 1,000 of the estimated female population	Number of deaths	Rate per 1,000 of the estimated population
1926	619	1.02	791	1.22	1,410	1.12
1937	777	1.25	891	1.36	1,668	1.30
1951	1,041	1.56	993	1.41	2,034	1.48
1961	1,138	1.64	1,048	1.43	2,186	1.53
1966	1,284	1.78	1,138	1.50	2,422	1.64
1971	1,463	1.94	1,295	1.66	2,758	1.80
1972	1,362	1.78	1,252	1.60	2,614	1.69
1973	1,436	1.87	1,374	1.76	2,810	1.82
1974	1,491	1.95	1,299	1.66	2,790	1.80
1975	1,437	1.89	1,359	1.75	2,796	1.82
1976	1,499	1.97	1,340	1.73	2,839	1.85
1977	1,534	2.02	1,442	1.86	2,976	1.94
1978	1,483	1.95	1,387	1.79	2,870	1.87
1979	1,493	1.96	1,358	1.74	2,851	1.85
1980	1,490	1.95	1,395	1.78	2,885	1.86

\* See definition on page 1.

**DIAGRAM 4. Death rates (crude) from cancer in Northern Ireland, England and Wales, Scotland and the Irish Republic, 1960-1980. Rate per 100,000 population.**



The most frequent sites of fatal cancer among males during the year were bronchus and lungs, 522; stomach, 172; colon, 126; prostate, 119; pancreas, 73; and rectum, 60; Among females the most frequent sites were breast, 290; colon, 157; bronchus and lung, 154; stomach, 126; pancreas, 78; ovary and other uterine adnexa, 73; and rectum, 66.

For many years cancer of the stomach proved to be the most frequent site for fatal cancer in both sexes and it remained so among females up to 1961 when it took second place to cancer of the breast. Since 1954, however, cancer of the lung has been more prevalent among males and this cause is now the 3rd most frequent site in females.

Table N1 shows the numbers and rates of lung cancer deaths by sex for the past ten years. Abstract 20 gives particulars regarding the cancer sites by sex and age-groups and Abstracts 25, 29 and 34 give details of cancer incidence in administrative areas.

TABLE N1. *Northern Ireland: Deaths and death rates from lung cancer, 1971-1980.*

YEAR	Number			Rate per 100,000 population		
	Males	Females	Persons	Males	Females	Persons
1971	479	101	580	63	13	38
1972	431	111	542	56	14	35
1973	498	113	611	65	14	39
1974	475	105	580	62	13	37
1975	488	135	623	64	17	40
1976	503	143	646	66	18	42
1977	501	151	652	66	19	42
1978	520	132	652	68	17	42
1979	515	157	672	67	20	44
1980	522	154	676	68	20	44

**Cerebral haemorrhage, apoplexy, etc.** The deaths assigned to this group (described as "cerebrovascular disease") numbered 2,217 giving a rate of 1.43 per 1,000 of the population. This rate is 0.06 below the rate for 1979, and is 0.10 below the average rate for the period 1975-79. The rate per 1,000 of the male population was 1.14 whilst the female rate was 1.72. Details of deaths in this group by ages are shown in Abstract 20.

**Heart diseases.** The deaths from the various forms of heart disease during the year numbered 6,155, the rate per 1,000 of the population being 3.98 which is 0.16 below that for the previous year and is 0.01 above the average for the five years 1975-1979.



TABLE N2. *Northern Ireland: Deaths and death rates from heart disease (all forms), 1926, 1937, 1951, 1961, 1966 and 1971-1980.*

YEAR	MALES		FEMALES		PERSONS	
	Number of deaths	Rate per 1,000 of the estimated male population	Number of deaths	Rate per 1,000 of the estimated female population	Number of deaths	Rate per 1,000 of the estimated population
1926	1,241	2.04	1,437	2.22	2,678	2.14
1937	1,885	3.02	1,815	2.76	3,700	2.89
1951	2,785	4.16	2,722	3.87	5,507	4.01
1961	3,199	4.60	2,708	3.70	5,907	4.14
1966	3,178	4.41	2,611	3.45	5,789	3.92
1971	3,232	4.28	2,551	3.27	5,783	3.77
1972	3,373	4.41	2,766	3.52	6,139	3.96
1973	3,254	4.25	2,769	3.54	6,023	3.89
1974	3,381	4.41	2,550	3.26	5,931	3.83
1975	3,274	4.30	2,574	3.31	5,848	3.80
1976	3,321	4.36	2,793	3.60	6,114	3.97
1977	3,512	4.61	2,794	3.60	6,306	4.10
1978	3,312	4.35	2,592	3.34	5,904	3.84
1979	3,550	4.65	2,842	3.64	6,392	4.14
1980	3,454	4.52	2,701	3.45	6,155	3.98

Of the total number of deaths from heart diseases 4,858 (78.9 per cent.) were in the group known as ischaemic heart disease which includes coronary disease. Chronic rheumatic heart disease accounted for 74 (1.2 per cent.), hypertensive heart disease for 101 (1.7 per cent.) and other forms of heart disease for 1,122 (18.2 per cent.) of all deaths from heart diseases.

I.C.D. numbers 393-398, 402, 404, 410-429 as shown in Abstract 20, give the age and sex breakdown of all deaths from heart diseases.

**Bronchitis.** The deaths from bronchitis during the year numbered 402, giving the rate of 0.26 per 1,000 of the population, which is 0.02 below the rate for 1979. Bronchitis was also an important contributory factor in 438 deaths though not related to the condition taken to have initiated the sequence of events leading to death.

**Pneumonia.** Deaths from pneumonia numbered 1,332 during the year 1980, the rate of 0.86 per 1,000 of the population being 0.12 above the rate for 1979. The average rate for the five years 1975-1979 was 0.60.

**Pregnancy and childbirth.** The mortality of women during pregnancy and childbirth is classified under two headings, namely—(1) deliveries and complications of pregnancy, childbirth and the puerperium and (2) deaths with mention of pregnancy, childbirth and the puerperium but not classified as maternal. The causes of death shown in detailed list numbers 630-676 of Abstract 20 are those to which the former group are assigned. In 1980 there were 2 deaths from diseases of pregnancy, childbirth, and the puerperal state. There was 1 such death in 1979.

There was 1 death in which a maternal condition was coincidentally present in 1980. In 1979 there were no such deaths.

TABLE O1. *Northern Ireland: Deaths of women in pregnancy, childbirth and the puerperium 1926, 1937, 1951, 1961, 1966 and 1971-1980.*

Year	Maternal deaths		Not classed as maternal	
	No.	Rate† per 1,000 births	No.	Rate† per 1,000 births
1926	158	5·61	17	0·60
1937	127	5·00	37	1·46
1951	31	1·09	8	0·28
1961	17	0·53	3	0·09
1966	6	0·18	8	0·24
1971	6	0·19	6	0·19
1972	3	0·10	.	.
1973	5	0·17	4	0·13
1974	6	0·22	3	0·11
1975	1	0·04	.	.
1976	3	0·11	.	.
1977	1	0·04	2	0·08
1978	.	.	2	0·08
1979	1	0·04	.	.
1980	2	0·07	1	0·03

† Rate per 1,000 live births for years 1926-60. The rates from 1961 are per 1,000 total births (live and still).

TABLE O2. *Northern Ireland Deaths in which maternal conditions were coincidentally present, 1980.*

Detail- ed List	Cause of Death	All Ages	AGES						
			15-	20-	25-	30-	35-	40-	45 and upwards
194·0	Malignant neoplasm of the supra-renal gland	1	.	.	.	.	.	1	.
	TOTAL	1	.	.	.	.	1	.	.

**DIAGRAM 5. Maternal mortality rates (crude) in Northern Ireland, England and Wales, Scotland and the Irish Republic, 1960-1980. Rate per 1,000 live births.**

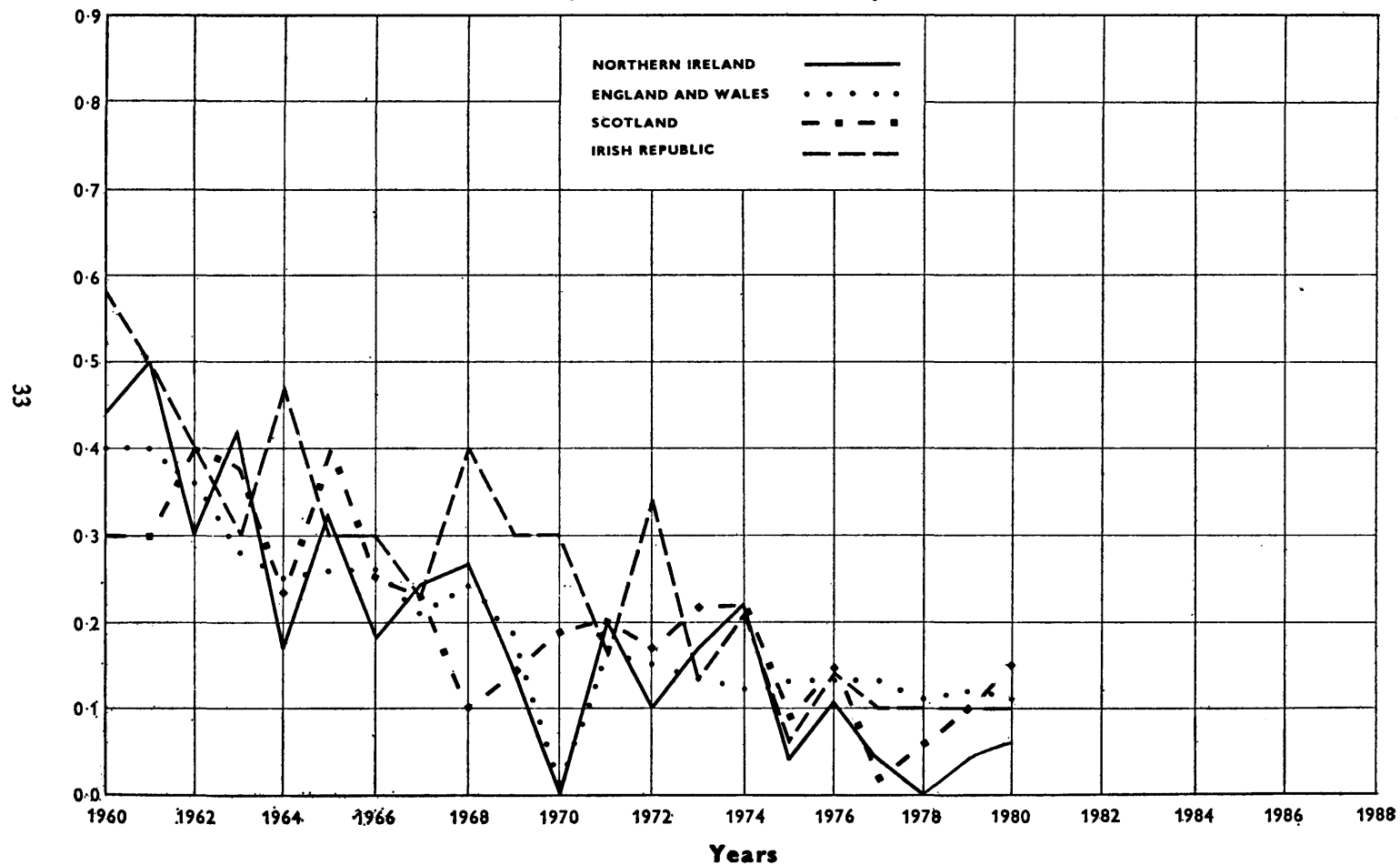


TABLE P. *Northern Ireland: Causes of death and death rates per 100,000 of estimated population, 1979 and 1980.*

Abbreviated List Numbers	CAUSE OF DEATH	Number of deaths		Rate per 100,000 population	
		1979	1980	1979	1980
01-56	ALL CAUSES . . . . .	16,811	16,835	1,089.2	1,088.0
01	Intestinal infectious diseases . . . . .	2	3	0.1	0.2
020-021	Respiratory tuberculosis . . . . .	19	22	1.2	1.4
Rem. 02	Other tuberculosis (excluding late effects) . . . . .	5	5	0.3	0.3
034	Whooping cough . . . . .	.	.	.	.
036	Meningococcal infection . . . . .	2	.	0.1	.
037	Tetanus . . . . .	.	.	.	.
038	Septicaemia . . . . .	8	9	0.5	0.6
041	Smallpox . . . . .	.	.	.	.
042	Measles . . . . .	2	2	0.1	0.1
052	Malaria . . . . .	.	.	.	.
06	Veneral diseases . . . . .	2	1	0.1	0.1
077	Late effects of tuberculosis . . . . .	2	9	0.1	0.6
Rem. 01-07	All other infective and parasitic diseases . . . . .	20	16	1.3	1.0
091	Malignant neoplasm of stomach . . . . .	324	<del>298</del>	21.0	19.3
093	Malignant neoplasm of colon . . . . .	290	283	18.8	18.3
094	Malignant neoplasm of rectum, rectosigmoid junction and anus . . . . .	137	126	8.9	8.1
096	Malignant neoplasm of pancreas . . . . .	157	151	10.2	9.8
101	Malignant neoplasm of trachea, bronchus and lung . . . . .	672	<del>676</del>	43.5	43.7
113	Malignant neoplasm of female breast . . . . .	263	<del>290</del>	17.0	18.7
120	Malignant neoplasm of cervix uteri . . . . .	31	<del>34</del>	2.0	2.2
123	Malignant neoplasm of ovary and other uterine adnexa . . . . .	62	73	4.0	4.7
124	Malignant neoplasm of prostate . . . . .	132	119	8.6	7.7
141	Leukaemia . . . . .	93	98	6.0	6.3
Rem. 08-14	All other malignant neoplasms . . . . .	796	859	51.6	55.5
15-17	Benign neoplasms, carcinoma in situ, other and unspecified neoplasms . . . . .	63	59	4.1	3.8
181	Diabetes mellitus . . . . .	87	137	5.6	8.9
Rem. 18	Other endocrine and metabolic diseases, immunity disorders . . . . .	34	42	2.2	2.7
191	Nutritional marasmus . . . . .	.	.	.	.
192	Other protein-calorie malnutrition . . . . .	.	3	.	0.2
Rem. 19	Other nutritional deficiencies . . . . .	.	2	.	0.1
200	Anaemias . . . . .	23	42	1.5	2.7
Rem. 20	Other diseases of blood and blood forming organs . . . . .	12	16	0.8	1.0
21	Mental disorders . . . . .	36	44	2.3	2.8
220	Meningitis . . . . .	10	11	0.6	0.7

TABLE P (continued): Northern Ireland: Causes of death and death rates per 100,000 estimated population, 1979 and 1980.

Abbreviated List Numbers	CAUSE OF DEATH	Number of deaths		Rate per 100,000 population	
		1979	1980	1979	1980
223	Multiple sclerosis . . . . .	34	30	2.2	1.9
224	Infantile cerebral palsy and other paralytic syndromes	3	5	0.2	0.3
Rem. 22-24	Other diseases of the nervous system and sense organs	146	147	9.5	9.5
250	Acute rheumatic fever . . . . .	2	4	0.1	0.3
251	Chronic rheumatic heart disease . . . . .	93	74	6.0	4.8
260	Hypertensive heart disease . . . . .	125	101	8.1	6.5
Rem. 26	Other hypertensive diseases . . . . .	38	56	2.5	3.6
270A	Acute myocardial infarction with hypertension .	370	376	24.0	24.3
270B	Acute myocardial infarction without hypertension .	3,564	3,477	230.9	224.7
Rem. 27A	Other ischaemic heart disease with hypertension .	83	122	5.4	7.9
Rem. 27B	Other ischaemic heart disease without hypertension .	906	883	58.7	57.1
289	Heart failure . . . . .	551	527	35.7	34.1
Rem. 28	Other diseases of pulmonary circulation and other forms of heart disease . . . . .	700	595	45.4	38.5
29A	Cerebrovascular disease with mention of hypertension (Benign) . . . . .	344	279	22.3	18.0
29B	Cerebrovascular disease without mention of hypertension . . . . .	1,961	1,938	127.1	125.3
300	Atherosclerosis . . . . .	203	209	13.2	13.5
Rem. 30	Other diseases of the circulatory system . . . . .	200	198	13.0	12.8
321	Pneumonia . . . . .	1,147	1,332	74.3	86.1
322	Influenza . . . . .	28	27	1.8	1.7
323	Bronchitis, emphysema and asthma . . . . .	492	470	31.9	30.4
326	Pneumoconiosis and other lung diseases due to external agents . . . . .	13	17	0.8	1.1
31 Rem. 32	Other diseases of the respiratory system . . . . .	349	409	22.6	26.4
341	Ulcer of stomach and duodenum . . . . .	97	112	6.3	7.2
342	Appendicitis . . . . .	3	5	0.2	0.3
347	Chronic liver disease and cirrhosis . . . . .	59	72	3.8	4.7
33 Rem. 34	Other diseases of the digestive system . . . . .	233	276	15.1	17.8
350	Nephritis, nephrotic syndrome and nephrosis .	174	151	11.3	9.8
360	Hyperplasia of prostate . . . . .	19	38	1.2	2.5
Rem. 35-37	Other diseases of the genito-urinary tract . . . . .	74	78	4.8	5.0
38	Abortion . . . . .	1	1	0.1	0.1
39	Direct obstetric causes . . . . .	.	1	.	0.1
Rem. 38-41	Other complications of pregnancy, childbirth and the puerperium . . . . .	.	.	.	.
42, 43	Diseases of skin, subcutaneous tissue, musculoskeletal system and connective tissue . . . . .	38	47	2.5	3.0
440	Spina bifida and hydrocephalus . . . . .	47	41	3.0	2.6
442	Congenital anomalies of heart and circulatory system	49	47	3.2	3.0

TABLE P. (continued): Northern Ireland: Causes of death and death rates per 100,000 estimated population, 1979 and 1980.

Abbreviated List Numbers	CAUSE OF DEATH	Number of deaths		Rate per 100,000 population	
		1979	1980	1979	1980
Rem. 44	Other congenital anomalies . . . . .	72	74	4.7	4.8
453	Birth trauma . . . . .	10	9	0.6	0.6
454	Hypoxia, birth asphyxia and other respiratory conditions . . . . .	84	60	5.4	3.9
Rem. 45	Other conditions originating in the perinatal period .	69	71	4.5	4.6
46	Symptoms, signs and ill-defined conditions . .	29	27	1.9	1.7
47	Fractures . . . . .	530	419	34.3	27.1
49	Intercranial and internal injuries including nerves .	191	230	12.4	14.9
52	Burns . . . . .	24	20	1.6	1.3
53	Poisoning and toxic effects . . . . .	142	115	9.2	7.4
Rem. 47-56	Other injuries and poisonings . . . . .	230	235	14.9	15.0
E471	Motor vehicle traffic accidents . . . . .	301	283	19.5	18.2
E50	Accidental falls . . . . .	342	272	22.2	17.4
Rem. E47-E53	Other accidents and adverse effects . . . . .	258	229	16.7	14.5
E54	Suicide . . . . .	76	81	4.9	5.2
E55	Homicide . . . . .	67	65	4.3	4.2
E56	Other violence . . . . .	73	93	4.7	6.0

**Infant mortality.** Deaths of infants under 1 year of age numbered 382 or 13.4 per 1,000 live births registered. This rate is 1.4 below that for the previous year. Of these deaths, 222 were of males and 160 of females, the former number being equivalent to 15.1 per 1,000 live births of males and the latter 11.5 per 1,000 live births of females. The corresponding rates for 1979 were 16 and 14 respectively. In 1980 the infant mortality rate in England and Wales was 13, in Scotland 13 and in the Irish Republic 11\*. Comparative figures for previous years are shown in Table B on page 5.

TABLE Q. *Northern Ireland: Infant mortality by District Council area 1977-1980.*

AREA	Infant Mortality				Infant mortality rate per 1,000 live births			
	1977	1978	1979	1980	1977	1978	1979	1980
Northern Ireland	438	417	417	382	17.2	15.9	14.8	13.4
Ards . . .	9	11	17	19	9.8	11.3	16.3	17.7
Belfast . . .	81	75	75	57	17.4	15.7	14.1	10.7
Castlereagh . . .	7	15	10	7	10.8	26.4	18.2	16.1
Down . . .	17	16	15	16	18.5	16.3	14.8	15.2
Lisburn . . .	31	28	18	22	21.7	21.1	12.7	14.4
North Down . . .	18	13	12	15	19.0	14.1	11.0	13.7
Antrim . . .	12	7	18	13	13.9	8.4	18.3	13.1
Ballymena . . .	14	14	14	21	16.6	14.6	14.1	19.5
Ballymoney . . .	8	8	8	8	24.9	19.6	19.7	15.7
Carrickfergus . . .	7	5	5	6	16.7	11.2	11.0	13.9
Coleraine . . .	13	11	10	6	18.5	16.3	12.7	7.9
Cookstown . . .	6	5	4	5	11.4	9.6	7.1	11.0
Larne . . .	5	9	6	4	14.1	22.7	15.2	9.9
Magherafelt . . .	11	8	5	9	18.6	13.3	7.4	12.2
Moyle . . .	2	3	4	6	8.2	11.1	15.7	31.3
Newtownabbey . . .	23	15	11	14	18.4	11.9	8.8	10.5
Armagh . . .	9	8	11	8	11.1	10.1	12.6	9.3
Banbridge . . .	5	6	4	11	13.3	17.2	9.8	23.6
Craigavon . . .	25	30	22	12	19.1	22.4	14.1	8.2
Dungannon . . .	15	11	20	13	17.2	11.8	21.0	13.2
Newry and Mourne . . .	23	22	34	18	15.2	13.3	19.1	10.3
Fermanagh . . .	23	24	18	14	24.9	25.5	17.9	12.8
Limavady . . .	9	6	10	16	16.6	12.5	19.3	32.9
Londonderry . . .	44	42	34	39	22.4	19.1	15.7	16.4
Omagh . . .	11	15	20	14	14.0	16.5	19.6	13.7
Strabane . . .	10	10	12	9	13.9	13.7	17.5	13.6

\*Provisional

**Neonatal mortality.** Deaths of infants aged under four weeks numbered 229 representing a rate of 8.0 per 1,000 live births. This is equivalent to 59.9 per cent. of all deaths of children under 1 year of age. The corresponding figures for 1979 were, 265,, 9.4, and 63.5 per cent. respectively. The 1980 rates for England and Wales, Scotland and the Irish Republic were 8, 8 and 7\*.

TABLE Q1. *Northern Ireland: Neonatal mortality by District Council area 1977-1980.*

AREA	Number of neonatal deaths				Neonatal mortality rate per 1,000 live births			
	1977	1978	1979	1980	1977	1978	1979	1980
Northern Ireland	271	275	265	229	10.6	10.5	9.4	8.0
Ards . . . . .	6	8	11	12	6.6	8.2	10.6	11.2
Belfast . . . . .	49	46	38	31	10.5	9.6	7.1	5.8
Castlereagh . . . . .	5	10	7	2	7.7	17.6	12.8	4.6
Down . . . . .	11	10	10	9	12.0	10.2	9.9	8.5
Lisburn . . . . .	22	24	11	13	15.4	18.1	7.8	8.5
North Down . . . . .	13	6	9	10	13.7	6.5	8.2	9.1
Antrim . . . . .	7	4	12	7	8.1	4.8	12.2	7.0
Ballymena . . . . .	11	8	10	12	13.0	8.3	10.1	11.1
Ballymoney . . . . .	3	7	5	5	9.3	17.2	12.3	9.8
Carrickfergus . . . . .	6	2	3	4	14.3	4.5	6.6	9.3
Coleraine . . . . .	7	9	4	2	9.9	13.3	5.1	2.6
Cookstown . . . . .	5	2	2	3	9.5	3.8	3.5	6.6
Larne . . . . .	2	7	5	2	5.6	17.6	12.7	5.0
Magherafelt . . . . .	10	5	4	5	16.9	8.3	5.9	6.8
Moyle . . . . .	2	3	3	5	8.2	11.1	11.8	26.0
Newtownabbey . . . . .	12	10	7	8	9.6	8.0	5.6	6.0
Armagh . . . . .	6	5	6	8	7.4	6.3	6.9	9.3
Banbridge . . . . .	.	5	1	7	.	14.3	2.5	15.0
Craigavon . . . . .	14	14	14	8	10.7	10.4	9.0	5.4
Dungannon . . . . .	8	8	6	10	9.1	8.6	6.3	10.1
Newry and Mourne . . . . .	10	13	26	12	6.6	7.9	14.6	6.8
Fermanagh . . . . .	18	19	16	10	19.5	20.2	15.9	9.1
Limavady . . . . .	4	3	7	12	7.4	6.2	13.5	24.7
Londonderry . . . . .	27	31	24	19	13.7	14.1	11.0	8.0
Omagh . . . . .	6	12	15	8	7.6	13.2	14.7	7.8
Strabane . . . . .	7	4	9	5	9.7	5.5	13.2	7.5

\*Provisional.



**DIAGRAM 6. Infant mortality rates (crude) in Northern Ireland, England and Wales, Scotland and the Irish Republic, 1960-1980. Rate per 1,000 live births.**

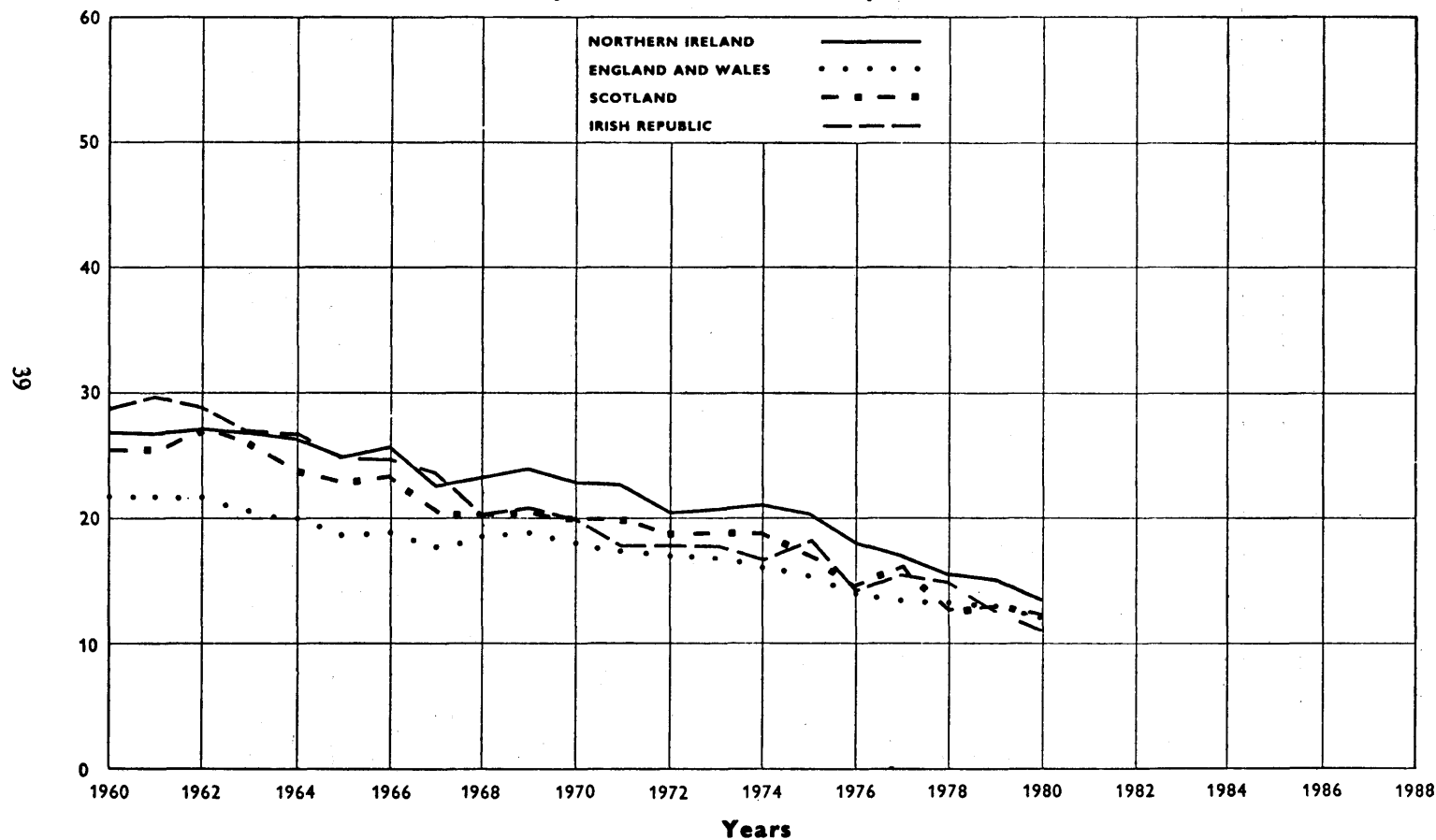


TABLE Q2. *Perinatal deaths and rates per 1,000 births (live and still) by District Council area, 1977-1980.*

AREA	Number of perinatal deaths				Perinatal death rate per 1,000 births (live and still)			
	1977	1978	1979	1980	1977	1978	1979	1980
Northern Ireland	544	480	472	450	21.1	18.1	16.6	15.6
Ards . . .	16	13	24	20	17.3	13.2	22.8	18.5
Belfast . . .	91	82	64	76	19.4	17.0	12.0	14.1
Castlereagh . . .	16	17	13	9	24.2	29.5	23.4	20.3
Down . . .	25	18	20	19	26.8	18.2	19.5	17.8
Lisburn . . .	38	34	21	24	26.3	25.3	14.7	15.6
North Down . . .	19	10	11	14	19.9	10.8	10.0	12.7
Antrim . . .	14	11	15	11	16.1	13.1	15.1	11.0
Ballymena . . .	18	20	15	17	21.1	20.5	15.0	15.7
Ballymoney . . .	11	15	14	8	33.4	36.1	33.7	15.6
Carrickfergus . . .	8	2	9	8	18.9	4.5	19.5	18.3
Coleraine . . .	12	11	6	7	16.8	16.2	7.6	9.2
Cookstown . . .	9	5	4	5	16.9	9.6	7.0	11.0
Larne . . .	10	9	7	3	27.6	22.4	17.6	7.4
Magherafelt . . .	16	12	16	11	26.6	19.7	23.3	14.8
Moyle . . .	3	3	4	6	12.1	11.1	15.7	30.9
Newtownabbey . . .	21	16	19	19	16.6	12.6	15.0	14.2
Armagh . . .	20	11	13	11	24.3	13.8	14.8	12.7
Banbridge . . .	7	8	4	14	18.3	22.7	9.8	29.6
Craigavon . . .	21	22	22	13	15.9	16.3	14.0	8.8
Dungannon . . .	16	21	12	15	18.1	22.2	12.5	15.1
Newry and Mourne . . .	27	33	38	28	17.7	19.7	21.2	15.8
Fermanagh . . .	29	29	28	29	30.9	30.4	27.5	26.0
Limavady . . .	11	5	10	16	20.0	10.4	19.2	32.5
Londonderry . . .	48	48	38	41	24.2	21.7	17.3	17.1
Omagh . . .	20	17	26	14	25.0	18.6	25.1	13.6
Strabane . . .	18	8	19	12	24.7	10.9	27.3	17.9

**Perinatal Deaths** (i.e. deaths of children within the first week of life together with all still-births) numbered 450 giving a rate of 16 per 1,000 live and still-births. Comparative rates in England, Wales and Scotland were 13 and 13 respectively.

Abstract 34 gives the number of infant deaths, together with the number of births, for each of the 26 District Council areas in Northern Ireland.

Abstract 30 gives the number of deaths of children under 1 year of age for Northern Ireland by District Council areas for the year 1980; the numbers are given by sex and age groups.

The number of infant deaths for 1980 by age and cause of death are given in Abstract 32, together with the infant mortality rates by cause.

**Infant mortality by social class.** Of the 382 infant deaths in Northern Ireland in 1980, 19 deaths occurred to children of professional parents, 69 to parents of intermediate occupations\*, 36 to skilled non-manual workers, 149 to skilled manual, 36 to semi-skilled, 48 to unskilled and 25 to those parents whose occupations are inadequately described and to members of the armed forces serving in Northern Ireland. The lowest rate per infant deaths per thousand live births was 9.2 (professional occupations) and the highest rate was 20.1 (inadequately described occupations and armed forces). A summary of perinatal, neonatal and infant mortality by social class is given below.

TABLE R. *Northern Ireland: Infant, neonatal and perinatal numbers and rates by social class, 1979 and 1980.*

SOCIAL CLASS	NUMBERS						RATES					
	Perinatal Mortality		Neonatal Mortality		Infant Mortality		Perinatal Mortality†		Neonatal Mortality§		Infant Mortality§	
	1979	1980	1979	1980	1979	1980	1979	1980	1979	1980	1979	1980
Professional . . .	22	16	15	8	21	19	13.1	7.8	9.0	3.9	12.5	9.2
Intermediate . . .	71	90	44	48	65	69	12.1	16.4	7.6	8.8	11.2	12.7
Skilled non-manual .	44	38	24	25	34	36	18.4	15.1	10.1	10.0	14.3	14.4
Skilled manual . .	170	182	92	89	145	149	16.7	16.6	9.1	8.2	14.4	13.7
Partly skilled . .	76	36	37	16	66	36	17.4	10.1	8.6	4.5	15.3	10.1
Unskilled . . .	69	53	44	26	67	48	25.8	18.1	16.6	9.0	25.3	16.5
Inadequately described and Armed Forces }	20	35	9	17	19	25	15.7	19.8	7.1	13.7	15.1	20.1
TOTAL . . .	472	450	265	229	417	382	16.6	15.6	9.4	8.0	14.8	13.4

\* Definition of intermediate occupations can be found on page 18.

† Per 1,000 births (live and still).

§ Per 1,000 live births.

TABLE R1. *Northern Ireland: Live births, neonatal and infant mortality*

	TOTAL			PROFESSIONAL			INTERMEDIATE		
	Live Births	Neo-natal	Infant	Live Births	Neo-natal	Infant	Live Births	Neo-natal	Infant
Ards . . .	1,075	12	19	81	1	1	212	3	5
Belfast . . .	5,322	31	57	426	1	3	616	3	3
Castlereagh . . .	435	2	7	69	.	.	85	.	1
Down . . .	1,055	9	16	68	.	.	242	2	5
Lisburn . . .	1,524	13	22	152	1	3	282	1	3
North Down . . .	1,098	10	15	164	1	1	302	.	.
Antrim . . .	995	7	13	51	.	.	168	2	2
Ballymena . . .	1,077	12	21	65	1	1	223	.	.
Ballymoney . . .	508	5	8	25	.	.	120	.	.
Carrickfergus . . .	431	4	6	33	.	.	54	.	1
Coleraine . . .	760	2	6	79	.	1	156	.	.
Cookstown . . .	453	3	5	24	.	.	99	1	2
Larne . . .	403	2	4	33	1	1	59	.	1
Magherafelt . . .	736	5	9	43	.	1	177	1	1
Moyle . . .	192	5	6	10	.	1	43	2	2
Newtownabbey . . .	1,330	8	14	119	1	2	237	2	2
Armagh . . .	863	8	8	56	.	.	224	1	1
Banbridge . . .	466	7	11	37	.	.	105	1	2
Craigavon . . .	1,471	8	12	98	.	.	262	3	3
Dungannon . . .	988	10	13	56	.	.	269	3	3
Newry and Mourne . . .	1,756	12	18	96	.	.	361	3	5
Fermanagh . . .	1,094	10	14	40	1	1	331	6	6
Limavady . . .	486	12	16	27	.	.	78	4	5
Londonderry . . .	2,376	19	39	155	.	3	351	5	6
Omagh . . .	1,025	8	14	47	.	.	243	4	7
Strabane . . .	663	5	9	20	.	.	131	1	3
NORTHERN IRELAND	28,582	229	382	2,074	8	19	5,430	48	69

by social class and district council area, 1980.

SKILLED NON-MANUAL			SKILLED MANUAL			PARTLY SKILLED			UNSKILLED			INADEQUATELY DESCRIBED AND ARMED FORCES		
Live births	Neo- natal	Infant	Live births	Neo- natal	Infant	Live births	Neo- natal	Infant	Live births	Neo- natal	Infant	Live births	Neo- natal	Infant
173	3	5	388	4	7	137	.	.	56	.	.	28	1	1
517	2	4	2,106	13	24	715	4	10	773	6	11	169	2	2
65	1	1	143	1	5	41	.	.	21	.	.	11	.	.
87	.	.	410	4	7	99	.	.	93	1	2	56	2	2
148	3	3	527	5	9	197	.	.	99	2	2	119	1	.
181	5	8	270	2	3	86	1	1	19	.	.	76	1	2
82	2	2	368	2	6	139	.	1	85	.	.	102	1	2
63	1	1	442	7	13	146	.	1	89	2	3	49	1	2
34	.	.	198	3	4	74	.	1	52	2	3	5	.	.
44	1	1	161	1	2	88	1	1	26	.	.	25	1	1
60	.	1	244	1	2	108	1	1	66	.	.	47	.	1
37	.	.	179	2	2	42	.	.	64	.	1	8	.	.
24	.	.	178	1	1	45	.	.	40	.	1	24	.	.
40	.	.	309	2	3	59	.	1	96	2	3	12	.	.
10	.	.	77	1	1	30	2	2	21	.	.	1	.	.
161	.	.	533	2	2	152	.	4	90	1	2	38	2	2
88	2	2	282	3	3	90	1	1	101	1	1	22	.	.
40	.	.	170	4	6	56	.	1	49	2	2	9	.	.
129	1	1	605	2	5	199	.	.	107	1	2	71	1	1
45	.	.	409	6	8	68	1	1	118	.	1	23	.	.
115	.	2	793	5	7	179	2	2	174	2	2	38	.	.
92	.	.	367	2	2	118	1	2	133	.	2	13	.	1
22	1	1	165	3	3	60	1	1	77	1	3	57	2	3
155	1	2	899	9	16	414	1	4	260	1	5	142	2	3
58	2	2	401	2	4	113	.	1	96	.	.	67	.	.
32	.	.	239	2	4	112	.	.	98	2	2	31	.	.
2,502	25	36	10,863	89	149	3,567	16	36	2,903	26	48	1,243	17	25

TABLE R2. *Northern Ireland: Perinatal mortality by*

	TOTAL		PROFESSIONAL		INTERMEDIATE	
	Live & still births	Perinatal Mortality	Live & still births	Perinatal Mortality	Live & still births	Perinatal Mortality
Ards . . . .	1,084	20	83	3	212	3
Belfast . . . .	5,377	76	426	.	625	12
Castlereagh . . . .	443	9	69	.	86	1
Down . . . .	1,065	19	68	.	243	3
Lisburn . . . .	1,538	24	154	3	284	3
North Down . . . .	1,104	14	165	1	302	.
Antrim . . . .	1,002	11	51	.	171	3
Ballymena . . . .	1,084	1	65	1	224	1
Ballymoney . . . .	512	8	25	.	121	1
Carrickfergus . . . .	436	8	33	.	55	1
Coleraine . . . .	765	7	79	.	157	1
Cookstown . . . .	455	5	24	.	100	2
Larne . . . .	406	3	33	.	61	2
Magherafelt . . . .	742	11	43	.	177	1
Moyle . . . .	194	6	10	.	44	2
Newtownabbey . . . .	1,342	19	120	2	237	2
Armagh . . . .	868	11	57	1	224	.
Banbridge . . . .	473	14	37	.	106	2
Craigavon . . . .	1,478	13	99	1	262	3
Dungannon . . . .	993	15	56	.	271	5
Newry and Mourne . . . .	1,774	28	98	2	366	7
Fermanagh . . . .	1,114	29	40	1	337	12
Limavady . . . .	493	16	27	.	79	5
Londonderry . . . .	2,402	41	155	.	355	8
Omagh . . . .	1,033	14	47	.	246	6
Strabane . . . .	671	12	21	1	134	4
NORTHERN IRELAND . . . .	28,848	450	2,085	16	5,479	90

*district council area and social class, 1980.*

SKILLED NON-MANUAL		SKILLED MANUAL		PARTLY SKILLED		UNSKILLED		INADEQUATELY DESCRIBED AND ARMED FORCES	
Live & Still Births	Perinatal Mort- ality	Live & Still Births	Perinatal Mort- ality	Live & Still Births	Perinatal Mort- ality	Live & Still Births	Perinatal Mort- ality	Live & Still Births	Perinatal Mort- ality
177	6	389	5	137	.	58	2	28	1
520	5	2,129	32	724	10	780	12	173	5
68	4	144	1	42	1	22	1	12	1
87	.	415	9	101	2	94	2	57	3
149	2	533	10	198	1	100	3	120	2
183	6	270	2	88	3	19	.	77	2
82	1	370	4	139	.	85	.	104	3
63	.	446	10	147	1	89	2	50	2
34	.	199	3	74	.	54	4	5	.
44	1	165	5	88	.	26	.	25	1
61	1	245	2	109	2	67	1	47	.
37	.	179	2	43	1	64	.	8	.
24	.	179	1	45	.	40	.	24	.
40	.	313	6	59	.	97	3	13	1
10	.	78	2	30	2	21	.	1	.
163	2	537	5	155	3	92	3	38	2
88	2	285	5	90	1	102	2	22	.
40	.	175	9	56	.	49	2	10	1
129	1	609	4	200	1	108	2	71	1
45	.	411	8	68	1	119	1	23	.
116	1	800	12	180	3	176	3	38	.
92	.	374	9	120	2	137	4	14	1
23	1	167	5	60	1	78	2	59	2
156	2	915	23	415	1	262	3	144	4
58	2	404	4	113	.	96	.	69	2
33	1	241	4	112	.	98	1	32	1
2,522	38	10,972	182	3,593	36	2,933	53	1,264	35

**Mortality among illegitimate children.** Deaths of illegitimate children under 1 year of age numbered 21 in 1980, which is equivalent to a rate of 12.0 per 1,000 of the illegitimate live births registered and is 1.2 below the rate for the previous year. The corresponding rates for legitimate children in 1979 and 1980 were 14.9 and 13.6 per 1,000 legitimate live births.

Deaths of illegitimate infants aged under four weeks (illegitimate neonatal mortality) numbered 14, representing 66.7 per cent. of the total deaths of all illegitimate children under 1 year of age. The corresponding figures for 1979 were 13 and 59.1 per cent. respectively.

TABLE S. *Northern Ireland: Illegitimate infant mortality by District Council area, 1977-1980.*

AREA	Illegitimate infant mortality				Illegitimate infant mortality rate per 1,000 illegitimate live births			
	1977	1978	1979	1980	1977	1978	1979	1980
Northern Ireland	11	17	22	21	7.9	11.2	13.2	12.0
Ards . . .	.	.	1	1	.	.	18.2	16.1
Belfast . . .	2	6	8	7	4.8	12.5	15.7	12.5
Castlereagh . . .	.	1	.	.	.	66.7	.	.
Down . . .	.	.	.	1	.	.	.	19.6
Lisburn . . .	1	3	1	2	15.4	55.6	16.9	29.4
North Down . . .	.	.	.	1	.	.	.	23.3
Antrim . . .	.	2	.	1	.	37.7	.	14.3
Ballymena . . .	.	.	1	1	.	.	13.9	16.1
Ballymoney . . .	.	.	.	.	.	.	.	.
Carrickfergus . . .	.	.	2	.	.	.	51.3	.
Coleraine . . .	1	1	1	1	14.7	20.4	15.6	17.9
Cookstown . . .	.	.	.	.	.	.	.	.
Larne . . .	1	1	1	.	37.0	29.4	24.4	.
Magherafelt . . .	.	.	.	.	.	.	.	.
Moyle . . .	.	.	.	.	.	.	.	.
Newtownabbey . . .	1	.	.	.	12.7	.	.	.
Armagh . . .	.	.	.	.	.	.	.	.
Banbridge . . .	.	.	.	.	.	.	.	.
Craigavon . . .	1	.	1	1	17.9	.	13.0	11.6
Dungannon . . .	.	.	.	.	.	.	.	.
Newry and Mourne . . .	1	1	1	1	19.6	18.9	14.9	17.5
Fermanagh . . .	2	.	.	1	74.1	.	.	22.7
Limavady . . .	.	.	1	.	.	.	33.3	.
Londonderry . . .	1	2	1	1	10.5	15.6	8.3	6.3
Omagh . . .	.	.	2	2	.	.	50.0	43.5
Strabane . . .	.	.	1	.	.	.	25.6	.



Abstract 31 shows the number of deaths of illegitimate children under 1 year of age for Northern Ireland by District Council areas; the sex and age distribution is also shown.

Abstract 32 gives the number of deaths and mortality rates of illegitimate children under 1 year of age by cause.

TABLE S1. *Northern Ireland: Illegitimate neonatal mortality by District Council area, 1977-1980.*

AREA	Number of illegitimate neonatal deaths				Illegitimate neonatal mortality rate per 1,000 illegitimate livebirths			
	1977	1978	1979	1980	1977	1978	1979	1980
Northern Ireland	9	11	13	14	6.5	7.2	7.8	8.0
Ards	.	.	.	1	.	.	.	16.1
Belfast	2	5	4	7	4.8	10.4	7.9	12.5
Castlereagh	.	.	.	.	.	.	.	.
Down	.	.	.	1	.	.	.	19.6
Lisburn	1	2	1	1	15.4	37.0	16.9	14.7
North Down	.	.	.	.	.	.	.	.
Antrim	.	1	.	1	.	18.9	.	14.3
Ballymena	.	.	.	.	.	.	.	.
Ballymoney	.	.	.	.	.	.	.	.
Carrickfergus	.	.	2	.	.	.	51.3	.
Coleraine	.	1	1	.	.	20.4	15.6	.
Cookstown	.	.	.	.	.	.	.	.
Larne	.	.	1	.	.	.	24.4	.
Magherafelt	.	.	.	.	.	.	.	.
Moyle	.	.	.	.	.	.	.	.
Newtownabbey	1	.	.	.	12.7	.	.	.
Armagh	.	.	.	.	.	.	.	.
Banbridge	.	.	.	.	.	.	.	.
Craigavon	1	.	.	1	17.9	.	.	11.6
Dungannon	.	.	.	.	.	.	.	.
Newry and Mourne	1	.	.	.	19.6	.	.	.
Fermanagh	2	.	.	.	74.1	.	.	.
Limavady	.	.	1	.	.	.	33.3	.
Londonderry	1	2	.	1	10.5	15.6	.	6.3
Omagh	.	.	2	1	.	.	50.0	21.7
Strabane	.	.	1	.	.	.	25.6	.

**Violent deaths.** Deaths from causes other than natural causes are termed violent deaths and are classified according to both the external circumstances giving rise to injury, expressed as the "external cause of injury" and to the nature of the injury sustained, designated as the "nature of injury" (see Abstract 27).

The number of deaths ascribed to violence during the year was 1,023 (650 males and 373 females) which is 94 less than the number registered in 1979, and is equivalent to 6.1 per cent. of the total deaths registered.

TABLE T. *Northern Ireland: Violent deaths by external cause of injury 1976-1980.*

CAUSES OF DEATH	1976	1977	1978	1979	1980
<i>Accidental Causes:</i>					
Drowning . . . . .	41	34	37	27	29
Falls . . . . .	230	233	279	342	272
Fire (excl'd. fire on transport) . . . . .	47	42	34	44	31
Firearms . . . . .	10	6	4	9	5
Machinery . . . . .	10	8	25	9	10
Mechanical suffocation . . . . .	14	3	7	5	6
Poisons (including drugs) . . . . .	49	65	52	50	39
Poisonous gases . . . . .	6	13	15	16	16
<i>Transport:</i>					
Motor vehicles . . . . .	317	308	345	301	283
Other road vehicles . . . . .	5	2	3	13	8
Railways . . . . .	4	.	2	4	3
Aircraft . . . . .	4	.	1	2	8
Shipping (excl'd. drowning) . . . . .	.	1	3	.	2
Other accidental causes (incl'd. late effects of accidents) . . . . .	47	41	58	79	72
<i>Suicide:</i>					
Drowning . . . . .	9	11	17	14	13
Hanging . . . . .	12	14	9	17	20
Firearms . . . . .	11	5	9	8	10
Poisons . . . . .	19	24	23	19	22
Poisonous gases . . . . .	13	12	8	15	12
Other suicide . . . . .	4	4	4	3	4
<i>Homicide:</i>					
Poisons . . . . .	.	1	.	.	.
Assault by firearms . . . . .	193	176	68	47	50
Assault by other means . . . . .	9	39	16	20	15
Legal intervention . . . . .	8	4	3	5	3
Operations of war . . . . .	30	26	10	20	53
<i>Injury undetermined whether accidentally or purposely inflicted</i> . . . . .	26	25	41	48	37
<b>TOTAL DEATHS FROM VIOLENCE</b> . . . . .	<b>1,118</b>	<b>1,097</b>	<b>1,073</b>	<b>1,117</b>	<b>1,023</b>

Of the 1,023 deaths 304 were attributed to transport accidents (E800-E845) (excluding drowning from watercraft (E830, E832)). Road vehicle accidents (E810-E829) accounted for 291 deaths as compared with 314 in 1979. Table T1 affords comparison of numbers of deaths from road vehicle accidents in 1980 with those for the four preceding years by sex and certain age-groups whilst Table T2 shows the various categories of persons killed in motor vehicle accidents and details of other transport accidents.

TABLE T1. *Northern Ireland: Deaths from road vehicle accidents (E810-E829), 1976-1980.*

		All ages	Under 5 years	5-14	15-34	35-54	55-74	75 and over
MALES . . . . .	1976	230	7	17	102	48	37	19
	1977	211	11	12	83	40	52	13
	1978	252	13	25	106	39	51	18
	1979	253	8	15	121	38	51	20
	1980	220	4	24	108	31	40	13
FEMALES . . . . .	1976	92	1	7	32	9	24	19
	1977	99	2	5	32	14	32	14
	1978	96	4	16	24	10	31	11
	1979	61	2	10	16	7	18	8
	1980	71	2	15	20	6	18	10

Other accidents accounted for 480 deaths and of these deaths 272 were ascribed to falls, 29 to drownings, 55 to poisons or poisonous gases, 31 to fire and heat, 6 to mechanical suffocation, 10 to machinery and 77 to other accidental causes. A detailed break-down showing non-transport accidents by sex and age-groups is given in Abstract 28.

Deaths from accidents recorded as occurring in the home numbered 314 compared with 377 in 1979 and 317 in 1978. Most accidents in the home are occasioned by falls and it should be noted that in 1980 there was 1 death from a fall where the place of the accident was unspecified compared with 3 in 1979. Fuller details of these and other accidents (apart from transport accidents) are given in Abstract 28.

During the year there were 81 cases of suicide (54 males and 27 females) compared with 76 during 1979 (54 males and 22 females). There were 65 deaths from homicide and 53 from war operations. In addition there were 37 deaths in which it was not possible to determine whether the injuries were accidentally or purposely inflicted.

TABLE T2. *Deaths from transport accidents, by sex and age, 1980.*

I.C.D. Numbers	Cause of death	All ages	under 1 year	1-4	5-9	10-14	15-24	25-34	35-44	45-54	55-64	65-74	75-84	85 and over
E810-E825 E929-0	Motor vehicle accident causing death to:—													
	(a) pedestrian } M	71	.	3	8	2	8	7	5	7	11	11	9	.
	} F	36	.	2	5	4	3	1	.	2	4	7	4	4
	(b) pedal cyclist } M	10	.	.	1	6	2	1	.	.	.	.	.	.
	} F	1	.	.	1	.	.	.	.	.	.	.	.	.
	(c) motor cyclist } M	28	.	.	.	.	24	4	.	.	.	.	.	.
	} F	28	.	.	.	.	.	.	.	.	.	.	.	.
	(d) driver of motor vehicle } M	70	.	.	.	.	22	18	10	5	10	3	2	.
	} F	8	.	.	.	.	4	.	1	.	.	2	1	.
	other than motor cycle													
	(e) passenger in motor vehicle } M	32	.	.	1	4	12	5	2	2	4	1	1	.
	} F	23	.	.	1	3	8	2	3	.	3	2	1	.
	(f) other persons } M	10	1	.	.	1	5	.	.	.	1	.	1	1
	} F	2	.	.	.	.	2	.	.	.	.	.	.	.
E826-E827 E929-1	Other road vehicle accidents } M	1	.	.	.	1	.	.	.	.	.	.	.	.
	} F	1	.	.	1	.	.	.	.	.	.	.	.	.
	Total road vehicle accidents } M	222	1	3	10	14	73	35	17	14	26	15	13	1
	} F	71	.	2	8	7	17	3	4	2	7	11	6	4
E800-E807 E830-E838 E840-E845	Rail, air and water transport accidents													
	} M	18	.	.	.	2	7	5	1	2	.	1	.	.
	} F	2	.	.	.	1	.	.	1	.	.	.	.	.
E800-E845 E929-0, E929-1	Total transport accidents } M	240	1	3	10	16	80	40	18	16	26	16	13	1
	} F	73	.	2	8	8	17	3	5	2	7	11	6	4

Deaths in which violence was stated to be the sequel to some other cause are correlated in Table T3. Alcohol intoxication was the greatest single factor in this group causing the deaths of 36 people.

TABLE T3. Northern Ireland: Deaths due to injury and poisoning in which there were contributing associated causes of death, 1980.

Detailed List	Associated cause of death	Motor vehicle traffic accident involving collision with a pedestrian E814	Motor vehicle traffic accident due to loss of control without collision on the highway E816	Accidental poisoning by utility gas and other carbon monoxide E868	Fall on or from stairs or steps E880	Fall from or out of building or other structure E882	Fall on same level from slipping, tripping or stumbling E885	Other and unspecified fall E888	Conflagration in private dwelling E890	Accident caused by ignition of clothing E893	Excessive cold E901	Accidental drowning and submersion E910	Inhalation and ingestion of food causing obstruction of respiratory tract or suffocation E911	Inhalation and injection of other object causing obstruction of respiratory tract or suffocation E912	Accidental mechanical suffocation E913	Suicide and self-inflicted injury by firearms and explosives E955	Injury by unspecified means, undetermined whether accidentally or purposely inflicted E988	TOTAL
303	Alcohol dependence syndrome . . . } M F	.	.	.	.	.	.	.	.	.	1	.	.	.	.	.	.	1
305	Nondependent abuse of drugs (alcohol intoxication) . . . } M F	1	2	1	6	1	1	1	1	1	2	.	11	2	.	1	1	31
340	Multiple sclerosis . . . } M F	.	.	.	.	.	1	.	.	.	.	.	.	.	.	.	.	1
345	Epilepsy . . . } M F	.	.	.	.	.	.	1	.	.	.	1	.	.	1	.	.	2
	TOTAL . . . } M F	1	2	1	6	1	2	1	1	1	3	1	11	2	1	1	1	35
		.	.	.	2	.	.	1	.	.	2	.	.	.	1	.	.	6

## CERTIFICATION OF DEATHS

All deaths must be certified by either a medical practitioner or a coroner and Table U shows the type of certification during the year. The circumstances of 2,870 deaths (17·0 per cent. of all deaths) were considered by the coroners and in 730 of these cases inquests were held. In 1,023 cases the deaths were certified by coroners after post-mortem examinations had proved inquests to be unnecessary.

Of the 13,965 deaths certified by medical practitioners the deceased persons were not seen after death by the practitioners in 1,394 cases.

TABLE U. *Northern Ireland: Deaths by certification, 1980.*

AREA	Total deaths	Certified by medical practitioners	Certified by coroners		
			Without inquest		After inquest
			Without post-mortem	After post-mortem	
Northern Ireland	16,835	13,965	1,117	1,023	730
Ards	678	571	54	34	19
Belfast	4,201	3,368	293	379	161
Castlereagh	617	509	39	43	26
Down	552	457	35	26	34
Lisburn	824	687	44	50	43
North Down	769	654	39	45	31
Antrim	315	253	27	18	17
Ballymena	616	527	28	22	39
Ballymoney	221	194	9	8	10
Carrickfergus	262	217	21	21	3
Coleraine	464	397	26	24	17
Cookstown	250	211	19	12	8
Larne	308	258	17	16	17
Magherafelt	327	289	15	11	12
Moyle	170	145	7	10	8
Newtownabbey	689	564	69	36	20
Armagh	473	418	26	10	19
Banbridge	367	313	23	19	12
Craigavon	748	644	48	22	34
Dungannon	513	450	25	18	20
Newry and Mourne	832	694	58	34	46
Fermanagh	670	568	24	42	36
Limavady	235	192	27	7	9
Londonderry	866	675	83	65	43
Omagh	527	437	34	29	27
Strabane	341	273	27	22	19

## LIFE TABLE

The expectation of life is the average number of years which would be lived by a group of people of given age who are continuously subject to given mortality rates, usually those of a selected year or years.

The abridged life table shown as Table V is based on the mortality rates for 1978–1980 and shows the expectation of life at various age-points together with the number of persons who would survive to given age  $x$  out of 10,000 born, if subjected throughout their lives to this mortality experience.

Thus 98 per cent. of males and 99 per cent. females would survive the first year of life; 97 per cent. of males and 98 per cent. of females would reach the age of 20; 78 per cent. of males and 87 per cent. of females would reach the age of 60 and the men could then expect an average future lifetime of 15 years compared with 19 years for women.

Based on the mortality experience of 1978–1980 the expectation of life at birth was 68·3 years for males and 74·8 years for females; at age one year the expectations were 68·4 years for males and 74·8 years for females. Table VI affords comparison of these figures with those for certain preceding years.

TABLE V. *Northern Ireland: Abridged Life Table 1978-1980.*

Age	Males		Females	
	$lx$	$e^{\circ}x$	$lx$	$e^{\circ}x$
0	10,000	68.29	10,000	74.77
1	9,841	68.39	9,868	74.77
2	9,832	67.45	9,857	73.85
3	9,825	66.50	9,852	72.89
4	9,820	65.53	9,850	71.91
5	9,816	64.56	9,846	70.93
10	9,796	59.69	9,830	66.05
15	9,775	54.81	9,817	61.13
20	9,720	50.11	9,798	56.25
25	9,648	45.46	9,778	51.36
30	9,575	40.79	9,748	46.51
35	9,510	36.05	9,711	41.67
40	9,415	31.39	9,661	36.88
45	9,265	26.86	9,564	32.23
50	8,986	22.61	9,423	27.67
55	8,549	18.64	9,170	23.36
60	7,821	15.14	8,745	19.38
65	6,832	11.98	8,148	15.62
70	5,548	9.17	7,305	12.13
75	3,960	6.84	6,086	9.06
80	2,341	4.84	4,503	6.36
85	1,020	2.88	2,621	4.14

This abridged life table is constructed from the estimated population and the total deaths registered during the years 1978-1980.

The column headed  $lx$  shows the numbers who would survive to exact age  $lx$  out of 10,000 born who were subject throughout their lives to the death probabilities indicated by the monthly records for the years 1978-1980.

Column  $e^{\circ}x$  gives the "expectation of life"—that is the average future lifetime which would be lived by a person aged exactly  $x$  if subject to those death probabilities.

TABLE VI. *Northern Ireland: Expectation of life at birth, at one year of age and at 65 years of age for certain periods between 1890 and 1980.*

Period	Expectation of life					
	At birth		At age one year		At age 65 years	
	Male	Female	Male	Female	Male	Female
1890-92	46.3	45.7	—	—	10.6	10.6
1900-02	47.1	46.7	—	—	10.5	10.4
1910-12	50.7	51.0	—	—	12.1	12.8
1925-27	55.4	56.1	59.9	59.5	11.9	12.7
1936-38	57.8	59.2	—	—	11.6	12.4
1950-52	65.5	68.8	67.5	70.3	12.1	13.5
1968-70	67.9	73.5	68.8	74.0	12.1	15.1
1969-71	67.8	73.7	68.6	74.2	12.0	15.2
1970-72	67.6	73.7	68.3	74.1	12.0	15.2
1971-73	67.2	73.6	67.8	74.1	11.9	15.2
1972-74	65.0	73.6	67.3	74.1	11.8	15.7
1973-75	67.2	73.5	67.7	74.0	11.8	15.1
1974-76	66.8	73.7	67.6	74.1	11.8	15.2
1975-77	67.5	73.8	67.9	74.1	11.8	15.3
1976-78	67.8	74.1	68.0	74.3	11.8	15.3
1977-79	68.0	74.5	68.2	74.6	11.9	15.9
1978-80	68.3	74.8	68.4	74.8	12.0	15.6

## MIGRATION

The population figures ascertained at each census enable the net migration during the inter-censal periods to be calculated. Table W shows that during the period of approximately four and a half years between the censuses taken on the 9th October, 1966 and the 25th April, 1971 there was a net outward movement of 31,521 persons to all countries including other parts of the British Isles.

**TABLE W. Northern Ireland: Net migration during inter-censal period 1966-1971.**

	Males	Females	Total
Population, Census of 1966 . . . . .	723,884	760,891	1,484,775
Births, 1966-1971 . . . . .	76,518	72,188	148,706
Deaths, 1966-1971 . . . . .	38,102	34,476	72,578
Natural increase* . . . . .	38,416	37,712	76,128
Population 1966 plus natural increase . . . . .	762,300	798,603	1,560,903
Adjustment for H.M.F's . . . . .	+6,790	—107	6,683
Population 1966 plus natural increase plus adjustment for H.M.F's . . . . .	769,090	798,496	1,567,586
Population Census of 1971 . . . . .	754,676	781,389	1,536,065
Net movement outwards . . . . .	14,414	17,107	31,521

\*The excess of births over deaths.

Table W1 shows the natural increase in the population for each inter-censal period since birth and death registration commenced in 1864, together with the net movement outwards and the percentage of the increase lost by migration.

**TABLE W1. Northern Ireland: Inter-censal variations in population, 1871-1971.**

Inter-censal period	Population at beginning of period	Natural increase*	Net movement outwards	Percentage of increase lost by migration
1871-1881	1,359,190	104,350	158,724	152
1881-1891	1,304,816	71,910	140,670	196
1891-1901	1,236,056	68,634	67,738	99
1901-1911	1,236,952	78,996	65,417	83
1911-1926	1,250,531	113,603	107,573†	95
1926-1937	1,256,561	80,835	57,651	71
1937-1951	1,279,745	158,443	67,267†	42
1951-1961	1,370,921	146,349	92,228	63
1961-1966	1,425,042	97,434	37,701	39
1966-1971	1,484,775	76,128	31,521	41

\*Excess of births over deaths.

†Including deaths in H.M. Forces and Mercantile Marine which occurred outside Northern Ireland

It is estimated that during the year ended 30 June, 1980 the net outward migration amounted to 5,900 persons.

- 18400 Emigration  
- 12500 Immigration  
- 5900 Net

## ADMINISTRATION

**Introductory:** The administrative functions of the Registrar General comprise the registration of births (live and still), deaths, marriages and adoptions, and the provision or supervision of machinery for dealing with preliminaries to marriages other than those according to the rites of the Roman Catholic Church.

**Buildings licensed or registered for marriages:** The number of places of worship (other than those belonging to the Roman Catholic Church) in which marriages could be solemnised, as at 31st December in each of the years 1976, 1977, 1978 and 1979 are as follows:

<i>Denomination</i>	<b>1976</b>	<b>1977</b>	<b>1978</b>	<b>1979</b>	<b>1980</b>
Church of Ireland . . .	416	416	419	419	423
Presbyterian . . . .	517	517	525	527	528
Methodist . . . . .	159	160	161	161	161
Others . . . . .	390	396	416	426	429
<b>TOTAL . . . . .</b>	<b>1,482</b>	<b>1,489</b>	<b>1,521</b>	<b>1,533</b>	<b>1,541</b>

**Legitimacy Acts (N.I.), 1928 to 1961:** Under these Acts an illegitimate child whose parents have married is, subject to certain conditions, legitimated, and the Registrar General is empowered to authorise the registration or re-registration of the birth. During 1980 the registration or re-registration of the births of 259 children was authorised, the comparative figures for 1979 and 1978 being 272 and 221 respectively.

**Adoption Act (N.I.), 1967 and Adoption (Hague Convention) Act (N.I.) 1969:** Registers of children adopted under the provisions of the above Acts and of the previous Adoption Acts of 1929 and 1950 are kept in the General Register Office, to which the adoption orders made by the Courts are transmitted. A certified copy of an entry in the Adopted Children Register is evidence of adoption, and is also evidence of the date of birth of the adopted child. The children whose adoptions were recorded in the Adopted Children Register during 1980 numbered 403 whilst the figures for 1979 and 1978 were 359 and 315 respectively.

**Searches and certificates:** The original records of live births, deaths and marriages registered in Northern Ireland were in the custody of local registration officers until 1 October 1973\*, since which date the original records of births and deaths have been centralised in the General Register Office at Oxford House 49/55 Chichester Street Belfast; marriage original records are held by the local Registrars. The following statement shows the activity during 1980 by way of searches and issue of certificates from the General Register Office:—

---

\*The date of introduction of a new system of registration in Northern Ireland: See The Births, Deaths and Marriages Registration (N.I.) Order 1973.



TABLE X.

YEAR	Official Certificates	PAID		Searches*
		Certificates		
		Full	Short	
1927	29	112	—	—
1937	88	290	—	—
1951	220	1,609	1,270	—
1971	286	4,306	3,455	—
1976	575	25,246	41,813	—
1977	478	20,985	36,791	—
1978	565	22,757	37,449	—
1979	767	23,529	31,064	—
1980	1,029	26,710	28,264	53,577

\*This figure includes 30 general searches.

**Verifications.** Requests for the verification of particulars of events registered are received from Government Departments in connection with claims for pensions, etc. During the year the number of cases dealt with was 17,741.

## METEOROLOGY

The following synopsis of weather experienced over Northern Ireland during 1980 is furnished by the Director General Meteorological Office through the Climatological Services and Public Records Office, Progressive House, 1 College Square East, Belfast BT1 6BQ.

Where the term "average" is used it refers to the World Meteorological Organisations standard 30 year period 1941 to 1970 with respect to rainfall, temperature and sunshine.

Tables compiled and attached give data in respect of certain stations; columns 2 and 3 give the "highest" and "lowest" air temperatures recorded on any date during the month indicated; in columns 4 and 5 the mean daily maximum and minimum air temperatures are given. There is also a table giving similar data related to Northern Ireland as a whole based on a selection of stations appropriate to the meteorological element and not necessarily to those whose data are published in the preceding pages. This information gives a general picture. The "highest" and "lowest" however refer to the values from around sixty stations recording temperature in Northern Ireland and are not restricted to the seven stations data given in the preceding pages.

Temperatures are given in degrees centigrade. To convert actual values to Fahrenheit, multiply the centigrade value by 9 and divide by 5 and add 32.0 degrees. To convert "difference from average" in the centigrade scale to fahrenheit, 1.0 degrees centigrade equals 1.8 degrees fahrenheit. Rainfall totals are in millimetres and sunshine daily means in hours per day.

**January** was cold and wet. Heavy rainfall occurred in many areas of Counties Antrim, Down and Armagh between 18th and 27th. The periods 7th to 10th and 14th to 22nd were very cold. Snow fell on 7 occasions and lay to depths of 12 centimetres at Aldergrove Airport on 19th. There were 15 occurrences of air frost and 25 of ground frost. There was one occurrence of a gale and 4 of fog. Rainfall was 121%, sunshine 97% and temperatures 1.2 degrees centigrade below normal.

**February** was mild though wet and dull. It was the mildest February month since 1975. There were 5 occurrences of snow/sleet, 2 of fog and one of gales. Rainfall was 137%, sunshine 74% and temperature 1.1 degrees centigrade above average.

**March** was cold, wet and dull. Rainfall was 158% and it was the wettest March at Armagh since 1947. Snow depths of 15 to 20 centimetres were recorded in parts of County Down on 20th and 21st. Snow fell on 11 occasions (an above average frequency). There was one occurrence of a gale, 2 of thunder and 6 of hail. Temperatures were 1.3 degrees centigrade below average and sunshine 90% of normal.

**April** was exceptionally dry, only April 1938 was drier since 1900. Newtownards in County Down had a mere 12% of average. Temperatures were 0.5 degrees centigrade above normal. The periods 17th to 20th and 24th to 29th were very sunny. Rainfall over the province as a whole was 24% of average, sunshine 98%. There were 3 occurrences of air frost, 15 of ground frost and 2 occurrences of fog.

**May** was very dry with rainfall 50% of average. It was sunny with a value of 118% and temperatures 0.5 degrees centigrade above normal. A sustained dry and sunny spell occurred between 1st and 20th, although the beginning and end of the month were cool, the period 10th to 20th was warm and sunny. The mean daily sunshine between 14th and 18th was 14.2 hours per day and some areas had their sunniest May days on record.

**June** was very wet and dull. At Aldergrove, Co. Antrim and Newtownards, Co. Down it was the wettest for over 50 years. It was the dullest June month this century with a value of 59% of average. Rainfall was 143% and temperatures 0.1 degrees centigrade below normal. There were 6 occurrences of thunder (an above normal frequency), 2 occurrences of gales on exposed coasts.

**July** was cool and dull with below average rainfall. The period 1st to 25th was cool and there were few dry days. It was only from 26th that daily maximum air temperatures exceeded the average. It was significantly dull with sunshine 82% of normal. Rainfall was 91%.

**August** was dull with sunshine 71% of average. It was comparatively dry with rainfall 79% of normal. In contrast at Orra Beg, Co. Antrim on the 1st of the month a total of 97.0 millimetres of rain fell in 45 minutes, a United Kingdom record with a frequency of one in 8,000 years. Some 60 metres of the Ballymoney to Cushendall Road was washed some 200 to 400 metres down the mountainside. Hailstones as large as eggs were also reported. This storm was very localised. There was once again a lack of dry spells. There were 3 occurrences of thunder and 4 of hail.

**September** was mild, wet and dull. Rainfall was 109%, sunshine 88% and temperatures 0.9 degrees centigrade above normal. It was the mildest September month since 1959 and the dullest since 1975. There were few dry days. The period 9th to 23rd was very wet. There were 4 occurrences of ground frost and 2 of gales.

**October** was cold and wet. Rainfall was above average with a value of 143%. Temperatures were 1.5 degrees centigrade below normal and it was the second coldest October since 1952. Only October of 1938 and 1976 were wetter over the last 50 years, more especially in Counties Armagh, Antrim and Down. Heavy rainfall 22nd/23rd caused serious flooding notably at Newtownards, Co. Down and in other parts of Antrim and Armagh. There were 10 occurrences of ground frost. There were 4 occurrences of hail, 2 of fog and 2 of gales more especially on exposed coasts. Sunshine was average.

**November** had average temperatures with rainfall and sunshine below normal. Rainfall was 87% and sunshine 94%. Snow fell and lay to depths of 5 to 10 centimetres on 27th and 28th. The period 1st to 9th was dry with little rain. The periods 3rd to 12th and 25th to 30th were cold and the last 3 days of the month exceptionally cold. There were 7 occurrences of air frost and 12 of ground frost. There were 2 occurrences of gales, one of hail and one of thunder.

**December** was wet, mild and dull. Rainfall was 116% of average, sunshine 76% and temperatures 0.7 degrees centigrade above normal. It was the second wettest December month since 1966 and the third dullest since 1956. Snow fell on 4 occasions but did not lie to any great extent. There were 8 occurrences of air frost and 16 of ground frost. There were 4 occurrences of gales (those on 14th were severe and caused some structural damage) with gusts to 70 knots. There were 2 occurrences of hail, 4 of thunder and one of fog.

The year 1980 was wet and dull. Temperatures were about normal. Rainfall was 106% and sunshine 89%. It was the wettest year since 1966 and one of the dullest since 1965.

The periods January to March and September, October were wet. June was very wet, the wettest since 1966. December had above normal rainfall. In contrast April/May was exceptionally dry with a mere 53.3 millimetres over the 2 month period. April was extremely dry with 24% of average and was the driest April month since 1938 and the driest April/May period this century.

The year was dull with a significant deficiency of sunshine in the summer, only May had above average amounts and 10 months out of the 12 showed a below normal value. The June to September period was the dullest June to September on record in most places.

Temperatures were about or a little below normal. January, March, June, July and October were cold and only February, September and December were significantly mild or warm.

Features of a poor year were the dryness of April/May, the lack of sunshine June to September, the absence of any warm or sustained dry spells during the summer. The exceptionally heavy rainfall at Orra Beg, Co. Antrim on 1st August when 97.0 millimetres fell in 45 minutes. The heavy rainfall of 22nd/23rd October in Newtownards causing severe flooding there and in other parts of Counties Antrim, Down and Armagh. The significant lack of bright sunshine throughout the summer and the severe gales of 14th December. The wetness and the above average frequency of thunder storms in June. The above normal frequency of snow in March was also a notable feature.

TABLE Y. Northern Ireland: Air temperature, rainfall and sunshine recorded at seven stations during the year 1980 and general values for the Province as a whole (final values\*).

CARMONEY											
MONTH	Air temperature						Rainfall			Sunshine	
	Highest	Lowest	Mean daily maximum	Mean daily minimum	Daily mean	Difference from average	Total	Percentage of average	No. of days	Daily mean	Percentage of average
	°C	°C	°C	°C	°C	°C	mm	%		hr.	%
January	9.5	-3.5	5.4	0.9	3.1	—	78	85	21	1.50	—
February	12.4	-3.0	8.9	2.1	5.5	—	45	71	17	—	—
March	13.7	-3.5	8.1	1.7	4.9	—	95	171	24	3.23	—
April	15.0	+1.5	12.3	4.7	8.5	—	21	34	9	4.30	—
May	22.0	+3.5	14.9	6.9	10.9	—	18	28	10	6.62	—
June	21.0	+6.5	15.3	9.4	12.3	—	85	120	25	2.73	—
July	22.0	+7.0	15.8	10.1	12.9	—	95	115	21	3.45	—
August	22.0	+7.4	17.2	11.2	14.2	—	72	79	18	3.37	—
September	19.0	+7.0	15.9	10.7	13.3	—	113	115	29	2.39	—
October	15.5	+2.0	11.1	6.2	8.7	—	136	140	23	2.11	—
November	14.0	-2.5	9.2	4.4	6.8	—	70	76	23	1.63	—
December	12.0	-1.0	8.5	3.5	6.0	—	125	121	28	0.41	—
YEAR	22.0	-3.5	11.9	6.0	8.9	—	953	96	248	2.65	—

GARVAGH (Moneydig)											
January	10.5	-9.0	5.2	-0.6	2.3	-1.2	109	107	20	—	—
February	12.2	-5.9	8.3	1.4	4.9	+1.2	86	120	21	—	—
March	12.8	-4.5	8.1	0.9	4.5	-1.2	90	148	24	—	—
April	16.2	-0.7	12.3	3.6	7.9	+0.4	22	29	12	—	—
May	23.2	-1.0	15.7	10.5	10.5	+0.7	22	27	9	—	—
June	20.7	+3.1	15.8	8.1	11.9	-0.5	113	131	23	—	—
July	22.4	+5.7	16.6	9.4	13.0	-0.8	103	98	23	—	—
August	21.8	+4.6	18.1	10.2	14.1	+0.4	97	90	19	—	—
September	20.3	+4.2	16.2	9.7	12.9	+0.8	126	108	24	—	—
October	15.8	-1.5	11.4	4.6	8.0	-1.3	186	158	25	—	—
November	14.3	-5.1	8.8	3.7	6.3	+0.3	83	76	19	—	—
December	12.6	-3.4	7.9	2.3	5.1	+0.7	150	115	29	—	—
YEAR	23.2	-9.0	12.0	5.3	8.7	+0.2	1,187	101	248	—	—

ALDERGROVE											
January	11.3	-6.4	4.8	0.4	2.6	-0.9	124	143	20	1.23	86
February	11.8	-5.7	7.8	2.6	5.2	+1.4	85	141	19	1.76	73
March	13.2	-4.5	7.7	1.6	4.7	-1.0	91	156	24	2.74	83
April	17.2	-0.6	12.7	4.2	8.5	+0.6	15	27	11	5.13	100
May	22.4	+1.5	15.9	6.8	11.3	+0.9	28	45	9	8.18	133
June	21.3	+4.0	16.1	9.3	12.7	-0.6	129	195	27	3.44	59
July	21.7	+5.5	17.0	10.4	13.7	-0.7	86	106	22	3.92	89
August	21.5	+4.6	18.5	11.5	15.0	+0.7	74	82	21	3.37	76
September	20.3	+5.7	16.6	10.9	13.7	+1.0	98	110	23	3.10	89
October	15.4	+1.1	11.6	5.9	8.7	-1.4	121	140	22	2.70	107
November	13.9	-5.2	9.1	4.7	6.9	+0.5	59	70	18	1.99	106
December	12.0	-4.2	7.3	3.4	5.3	+0.7	101	109	25	1.24	111
YEAR	22.4	-6.4	12.1	6.0	9.1	+0.2	1,011	110	241	3.24	93

HILLSBOROUGH											
January	10.9	-5.8	5.4	0.2	2.8	-0.9	108	129	19	1.64	112
February	11.8	-4.4	7.8	2.4	5.1	+1.4	76	133	22	1.86	80
March	12.3	-2.8	7.1	1.2	4.1	-1.2	95	168	25	3.15	98
April	15.9	-0.7	11.9	4.4	8.1	+0.6	11	20	10	5.88	122
May	20.7	0.0	14.6	6.0	10.3	+0.4	52	86	9	8.33	140
June	20.7	+5.0	15.3	8.8	12.1	-0.7	105	160	26	4.11	70
July	20.8	+6.4	15.2	9.9	13.1	-0.9	85	107	24	4.46	102
August	20.3	+4.1	17.5	10.8	14.1	+0.2	71	74	20	3.98	91
September	19.5	+6.6	16.0	10.6	13.3	+0.9	82	91	22	3.45	99
October	14.6	+1.0	11.1	5.5	8.3	-1.6	122	140	22	2.88	109
November	13.7	-4.4	8.8	4.3	6.5	+0.2	82	97	24	2.02	105
December	12.1	-3.2	8.1	2.8	5.5	+0.8	86	96	23	0.75	61
YEAR	20.8	-5.8	11.7	5.6	8.7	0.0	975	108	246	3.54	102

\*Certain values published in Quarterly Returns have been reviewed and corrected values appear in these Tables.

TABLE Y. (continued). Northern Ireland: Air temperature, rainfall and sunshine recorded at seven stations during the year 1980 and general values for the Province as a whole (final value\*).

NEWCASTLE											
MONTH	Air temperature						Rainfall			Sunshine	
	Highest	Lowest	Mean daily maximum	Mean daily minimum	Daily mean	Difference from average	Total	Percentage of average	No. of days	Daily mean	Percentage of average
	°C	°C	°C	°C	°C	°C	mm	%		hr.	%
January	12.2	-8.4	6.7	-0.6	3.1	—	121	125	19	1.99	—
February	11.7	-4.4	8.9	2.5	5.7	—	137	208	20	1.90	—
March	12.7	-5.7	8.3	0.7	4.5	—	114	163	22	3.42	—
April	18.5	-1.8	13.2	3.3	8.3	—	5	8	3	5.65	—
May	20.2	-0.1	15.4	5.5	10.5	—	34	54	8	8.50	—
June	19.0	+3.8	16.2	7.8	12.0	—	102	162	24	3.83	—
July	20.7	+7.8	17.0	10.5	13.7	—	49	—	20	4.66	—
August	20.9	+5.9	18.2	11.3	14.7	—	66	—	16	4.73	—
September	20.6	+6.5	17.1	11.3	14.2	—	101	—	20	3.78	—
October	16.1	+1.5	11.9	6.4	9.1	—	153	—	20	2.62	—
November	15.6	-2.6	9.5	5.2	7.3	—	93	—	17	1.80	—
December	13.8	-2.7	9.0	3.6	6.3	—	136	—	22	0.89	—
YEAR	20.9	-8.4	12.4	6.3	9.3	—	1,111	—	211	3.65	—

ARMAGH											
January	11.4	-7.0	5.2	-0.4	2.4	-1.5	75	96	21	1.35	89
February	12.0	-3.9	8.1	2.0	5.1	+0.8	73	128	18	1.86	77
March	13.5	-3.6	8.2	1.1	4.7	-1.6	101	192	23	3.07	91
April	19.1	+0.6	13.7	4.3	9.0	+0.7	14	24	9	4.27	87
May	23.1	+0.5	16.2	6.4	11.3	+0.4	34	56	10	7.10	120
June	21.5	+5.0	16.7	9.1	12.9	-0.8	97	142	26	2.96	54
July	22.5	+5.2	17.4	10.1	13.7	-1.2	50	67	21	3.13	76
August	22.4	+4.6	19.2	10.9	15.1	+0.4	60	69	17	3.10	72
September	20.7	+6.0	17.0	10.7	13.9	+0.9	70	88	24	3.08	87
October	15.4	+0.5	11.8	5.4	8.6	-1.7	112	135	21	2.61	98
November	14.2	-5.4	9.2	4.0	6.6	+0.1	62	80	19	1.74	90
December	12.5	-5.0	8.1	2.3	5.2	+0.3	100	115	26	0.77	65
YEAR	23.1	-7.0	12.6	5.5	9.1	-0.3	848	98	235	2.92	85

CASTLE ARCHDALE FOREST											
January	11.0	-6.9	5.5	-0.9	2.3	-1.3	63	61	18	1.83	114
February	11.6	-4.5	8.0	1.2	4.6	+0.7	89	118	21	1.64	64
March	12.9	-3.9	7.8	1.0	4.4	-1.4	102	146	25	3.23	100
April	14.8	-1.5	12.2	3.4	7.8	+0.1	28	42	12	4.40	90
May	22.2	-0.2	15.5	5.6	10.5	+0.2	26	34	13	5.80	96
June	22.4	+5.2	15.8	9.0	12.4	-0.5	110	130	26	2.62	49
July	21.2	+4.9	16.5	10.2	13.3	-0.6	83	84	21	2.62	61
August	21.3	+4.8	18.3	10.9	14.6	+0.7	93	86	20	2.74	60
September	19.1	+4.0	16.1	10.0	13.1	+0.8	166	144	25	3.02	85
October	15.4	+1.2	11.6	5.7	8.7	-1.2	139	124	24	2.75	105
November	13.9	-5.7	9.3	3.7	6.5	+0.4	85	78	19	1.73	84
December	12.1	-5.1	8.4	2.1	5.3	+1.0	155	122	29	1.01	75
YEAR	22.4	-6.9	12.1	5.2	8.7	0.0	1,139	99	253	2.78	79

GENERAL VALUES FOR NORTHERN IRELAND AS A WHOLE											
January	12.2	-9.8	5.2	-0.3	2.4	-1.2	126	121	20	1.47	97
February	13.0	-7.4	8.0	+1.9	5.0	+1.1	103	137	21	1.80	74
March	14.6	-6.4	7.8	1.1	4.4	-1.3	111	159	24	2.97	90
April	19.1	-5.0	12.7	4.0	8.3	+0.5	16	24	9	4.90	98
May	24.2	-2.2	15.7	6.1	10.9	+0.5	37	50	9	7.24	118
June	23.4	-0.8	16.1	8.9	12.5	-0.7	113	143	24	3.37	59
July	23.2	3.4	16.8	10.1	13.5	-0.9	84	91	22	3.53	82
August	22.9	1.0	18.4	11.0	14.7	+0.5	81	79	20	3.19	71
September	21.4	2.1	16.4	10.5	13.5	+0.9	117	109	25	2.99	88
October	16.5	-3.0	11.6	5.6	8.6	-1.5	153	143	22	2.66	100
November	15.9	-8.1	9.2	4.1	6.7	+0.3	89	87	20	1.82	94
December	14.2	-6.7	8.0	2.6	5.3	+0.7	133	116	26	0.91	76
YEAR	23.6	-9.0	12.2	5.0	8.6	-0.1	1,163	106	242	3.07	87

***ABSTRACTS***  
***1980***

# ABSTRACT 1. Northern Ireland: Ages of the population

AGES		Northern Ireland	Antrim District	Ards District	Armagh District	Ballymena District	Ballymoney District	Banbridge District	Belfast District	Carrickfergus District	Castlereagh District	Coleraine District	Cookstown District	Craigavon District
—1 yr.	M	15,942	404	438	447	542	235	255	3,637	315	661	458	290	753
	F	15,115	364	419	460	487	203	233	3,614	328	610	448	299	709
1—	M	15,891	410	427	500	512	222	267	3,671	334	622	438	304	827
	F	15,034	450	404	463	523	222	249	3,421	285	596	468	268	733
2—	M	15,898	401	465	470	533	256	271	3,627	334	646	417	264	764
	F	15,299	378	404	450	472	224	262	3,536	315	636	463	283	765
3—	M	16,194	405	447	444	525	247	272	3,812	334	624	478	294	764
	F	15,131	406	397	434	513	232	255	3,572	270	616	453	290	730
4—	M	16,402	414	474	456	534	239	271	3,965	331	706	447	283	779
	F	15,322	364	417	461	468	220	293	3,721	311	706	464	269	721
5—	M	16,549	425	420	479	490	262	291	4,004	328	687	489	285	827
	F	15,276	352	373	427	450	227	268	3,758	320	636	415	298	701
6—	M	16,851	418	430	523	477	262	298	4,176	338	710	458	296	780
	F	15,800	372	447	486	473	225	271	3,764	326	714	462	287	782
7—	M	16,377	403	386	478	482	252	290	4,020	337	718	497	294	799
	F	15,416	367	410	470	444	206	280	3,923	299	607	424	309	703
8—	M	15,995	387	414	489	452	220	290	4,004	327	633	425	305	753
	F	14,817	333	425	421	439	220	262	3,767	299	581	405	245	685
9—	M	15,365	346	388	473	401	241	281	3,978	299	606	432	267	757
	F	14,670	337	369	452	427	219	250	3,857	308	603	393	285	667
10—	M	15,641	341	448	489	445	240	264	4,020	273	639	491	286	667
	F	14,647	315	412	460	385	234	237	3,798	282	562	420	289	637
11—	M	15,124	315	395	497	444	212	268	3,931	277	632	473	261	710
	F	14,235	292	367	468	371	199	242	3,729	266	549	434	278	650
12—	M	14,490	275	367	504	404	262	284	3,761	274	581	453	281	611
	F	13,846	273	333	424	369	197	247	3,701	250	542	446	235	583
13—	M	14,471	273	386	504	415	199	272	3,842	250	554	433	260	627
	F	13,814	283	364	402	401	195	248	3,665	243	541	440	265	563
14—	M	13,989	293	406	480	364	212	264	3,656	219	570	459	272	571
	F	13,396	258	363	380	361	222	251	3,612	229	573	409	226	562
15—	M	13,827	259	363	431	455	200	267	3,656	230	528	383	232	607
	F	13,031	245	322	428	379	202	228	3,487	228	504	406	246	552
16—	M	13,207	271	347	453	385	187	219	3,543	215	515	384	231	560
	F	12,353	224	345	408	388	177	207	3,343	197	513	375	235	510
17—	M	12,950	225	368	416	404	187	235	3,509	185	506	409	257	547
	F	12,527	238	335	362	374	181	219	3,487	204	469	417	253	547
18—	M	12,975	257	379	432	387	176	252	3,629	185	470	364	237	528
	F	12,106	261	345	362	344	153	196	3,561	173	480	381	185	544
19—	M	12,166	275	330	375	352	151	216	3,637	164	441	363	198	451
	F	11,226	237	324	271	297	149	184	3,620	134	447	389	217	480
20—	M	12,269	288	339	390	353	157	214	3,704	175	370	412	224	490
	F	11,198	220	286	329	312	139	200	3,622	176	390	382	191	471
21—	M	12,124	294	342	398	373	147	206	3,651	181	375	379	179	535
	F	11,164	257	361	310	336	136	182	3,520	180	373	349	184	545
22—	M	11,765	299	367	425	342	145	208	3,463	161	354	325	176	520
	F	10,916	257	363	333	323	139	175	3,211	217	360	328	169	430
23—	M	11,447	312	381	384	308	143	202	3,299	191	342	300	179	512
	F	11,136	286	387	361	317	131	206	3,089	210	434	303	195	540
24—	M	11,698	340	364	369	350	168	188	3,240	208	375	324	199	536
	F	11,212	278	397	308	347	140	194	3,050	217	499	337	163	539



according to the census of 1971.

Down District	Dungannon District	Fermanagh District	Larne District	Linavady District	Lisburn District	Londonerry District	Magherafelt District	Newry and Mourne District	Moyle District	Newtownabbey District	North Down District	Omagh District	Strabane District	AGES	
529 494	486 389	498 473	289 272	308 312	801 737	1,038 1,012	390 350	904 804	154 136	793 672	486 454	478 410	353 426	M F	—1 yr.
483 451	441 403	457 480	309 295	313 271	801 686	1,076 961	395 367	789 871	160 131	779 723	491 498	460 424	403 391	M F	1—
535 480	426 439	497 457	322 302	315 309	765 773	1,116 967	378 368	849 824	157 131	772 734	500 472	427 476	391 379	M F	2—
552 452	482 398	475 469	307 289	314 282	817 713	1,056 1,028	386 361	866 819	142 139	768 713	497 479	423 440	463 381	M F	3—
493 449	481 443	458 453	330 305	305 274	794 752	1,059 1,003	381 312	874 802	167 132	759 691	513 465	465 440	424 386	M F	4—
513 474	448 446	490 516	321 305	307 274	780 699	1,094 1,056	381 342	887 775	141 164	834 675	477 473	463 438	426 414	M F	5—
556 480	476 441	553 490	311 297	301 273	772 703	1,161 1,044	387 345	909 807	160 149	727 788	508 490	464 450	400 434	M F	6—
527 447	490 472	471 521	325 308	289 266	732 716	1,072 993	355 346	889 768	157 149	754 717	482 463	463 459	415 349	M F	7—
518 462	466 434	537 517	317 297	261 240	708 609	1,055 1,015	347 322	827 770	144 160	779 671	445 444	499 416	393 396	M F	8—
484 451	482 396	488 471	321 272	258 246	622 616	991 980	332 333	771 751	128 144	710 662	463 405	421 411	425 365	M F	9—
481 418	493 426	509 490	339 245	253 253	671 623	968 961	340 369	819 828	167 134	725 656	452 429	426 420	395 364	M F	10—
442 453	441 457	536 504	333 251	258 211	612 565	1,013 907	320 340	779 755	132 128	605 632	435 407	426 422	377 358	M F	11—
438 423	444 448	517 498	347 272	208 266	573 540	907 916	317 306	766 687	124 137	650 593	382 378	415 431	345 351	M F	12—
430 436	443 444	501 455	330 271	205 229	584 599	917 831	314 317	732 763	125 134	688 562	417 407	429 411	341 345	M F	13—
401 412	441 418	530 507	295 250	234 193	544 561	834 823	308 308	769 740	120 125	591 548	403 344	421 413	332 308	M F	14—
425 407	452 420	518 484	288 233	241 222	538 531	875 788	316 288	713 676	131 147	582 518	385 353	410 400	342 337	M F	15—
375 362	426 391	548 449	315 202	218 220	496 458	783 763	271 276	703 674	132 138	537 491	367 329	408 365	318 313	M F	16—
404 387	406 380	518 444	253 210	203 224	529 478	742 767	292 245	687 690	130 121	514 481	348 334	367 376	309 304	M F	17—
414 322	382 355	502 384	220 227	247 199	560 498	792 709	276 251	594 628	133 105	507 480	361 361	392 330	299 272	M F	18—
389 319	327 270	394 326	209 181	238 210	580 445	748 665	234 227	543 511	113 93	445 405	383 307	348 282	262 236	M F	19—
381 328	325 272	398 306	193 189	229 181	554 405	740 687	275 220	522 510	98 80	489 494	361 308	326 285	262 215	M F	20—
393 324	298 284	345 325	203 196	255 178	596 474	740 597	214 222	527 477	116 108	458 421	356 328	342 259	221 238	M F	21—
400 323	305 253	341 372	212 200	212 172	565 508	728 602	217 217	490 503	98 85	490 481	342 387	312 271	229 237	M F	22—
399 322	264 281	327 349	166 189	261 150	557 549	702 624	250 232	473 438	80 91	488 550	393 431	320 240	214 231	M F	23—
360 323	254 257	371 352	216 207	230 193	633 572	668 608	214 212	509 451	89 73	519 620	392 416	325 226	257 233	M F	24—

**ABSTRACT 1 (continued). Northern Ireland: Ages of**

AGES		Northern Ireland	Antrim District	Ards District	Armagh District	Ballymena District	Ballymoney District	Banbridge District	Belfast District	Carrickfergus District	Castlereagh District	Coleraine District	Cookstown District	Craigavon District
0-4	M	80,327	2,034	2,251	2,317	2,646	1,199	1,336	18,712	1,648	3,259	2,238	1,435	3,887
	F	75,901	1,962	2,041	2,268	2,463	1,101	1,292	17,864	1,509	3,164	2,296	1,409	3,658
5-9	M	81,137	1,979	2,038	2,442	2,302	1,237	1,450	20,182	1,629	3,354	2,301	1,447	3,916
	F	75,979	1,761	2,024	2,256	2,233	1,097	1,331	19,069	1,552	3,141	2,099	1,424	3,538
10-14	M	73,715	1,497	2,002	2,474	2,072	1,125	1,352	19,210	1,293	2,976	2,309	1,360	3,186
	F	69,938	1,421	1,839	2,134	1,887	1,047	1,225	18,505	1,270	2,767	2,149	1,293	2,995
15-19	M	65,125	1,287	1,787	2,107	1,983	901	1,189	17,974	979	2,460	1,903	1,155	2,693
	F	61,243	1,205	1,671	1,831	1,782	862	1,034	17,498	936	2,413	1,968	1,136	2,633
20-24	M	59,303	1,533	1,793	1,966	1,726	760	1,018	17,357	916	1,816	1,740	957	2,593
	F	55,626	1,298	1,794	1,641	1,635	685	957	16,492	1,000	2,056	1,699	902	2,525
25-29	M	51,563	1,450	1,782	1,591	1,672	707	973	12,969	1,010	2,217	1,469	814	2,400
	F	50,311	1,434	1,677	1,375	1,765	761	927	12,327	1,045	2,251	1,399	837	2,453
30-34	M	43,499	1,220	1,299	1,294	1,539	636	776	10,394	828	2,214	1,250	702	2,079
	F	43,153	1,113	1,296	1,216	1,487	644	812	10,446	840	2,282	1,351	684	2,094
35-39	M	40,704	1,035	1,186	1,256	1,382	585	736	10,147	819	2,039	1,187	648	1,892
	F	41,715	928	1,297	1,197	1,431	600	802	10,800	855	2,184	1,197	626	1,938
40-44	M	40,724	946	1,244	1,211	1,420	574	772	10,678	808	2,116	1,075	692	1,874
	F	43,605	883	1,364	1,297	1,512	675	763	12,045	820	2,331	1,183	644	1,917
45-49	M	41,652	843	1,356	1,334	1,398	626	808	11,521	720	2,121	1,144	706	1,704
	F	44,345	876	1,457	1,262	1,421	621	837	12,989	803	2,339	1,213	718	1,864
50-54	M	39,068	787	1,378	1,173	1,276	594	782	10,796	639	1,835	1,028	685	1,562
	F	40,953	765	1,432	1,177	1,324	632	841	12,301	645	1,827	1,142	664	1,623
55-59	M	37,419	681	1,269	1,070	1,233	563	820	10,815	494	1,522	1,052	689	1,503
	F	41,084	736	1,382	1,164	1,353	527	822	13,141	605	1,544	1,212	639	1,768
60-64	M	33,046	624	1,129	1,063	1,113	465	767	9,780	447	1,124	906	552	1,349
	F	38,946	673	1,361	1,087	1,288	446	796	12,730	585	1,381	1,139	553	1,635
65-69	M	26,443	541	947	865	925	406	596	7,662	359	874	785	405	1,038
	F	33,826	624	1,082	985	1,105	435	697	10,977	512	1,089	1,009	464	1,387
70-74	M	19,503	375	686	669	660	292	423	5,423	236	597	566	350	728
	F	28,399	471	981	889	912	365	568	9,209	405	924	801	420	1,085
75-79	M	11,569	214	399	390	439	165	252	3,025	141	364	340	247	410
	F	18,309	321	586	513	648	242	346	5,901	277	638	592	262	744
80-84	M	6,421	125	223	237	226	98	160	1,481	85	192	199	155	247
	F	11,113	194	361	339	356	123	218	3,457	191	348	348	209	415
85-89	M	2,604	43	97	108	95	34	71	566	34	61	80	53	108
	F	5,045	82	180	155	181	53	96	1,506	69	185	164	81	169
90-94	M	732	9	21	27	36	15	15	155	7	23	21	17	21
	F	1,553	19	52	55	50	20	22	441	27	63	41	30	63
95 & over	M	122	1	3	5	8	2	2	25	2	4	1	1	6
	F	345	8	11	9	14	2	4	109	4	11	12	5	18
Total	M	754,676	17,224	22,890	23,599	24,151	10,982	14,298	198,872	13,094	31,168	21,594	13,070	33,196
	F	781,389	16,774	23,888	22,850	24,847	10,938	14,390	217,807	13,950	33,238	23,014	13,000	34,522
Total		1,536,065	33,998	46,778	46,449	48,998	21,920	28,688	416,679	27,044	64,406	44,608	26,070	67,718

the population according to the census of 1971.

Down District	Dungannon District	Fermanagh District	Larne District	Limavady District	Lisburn District	Londonderry District	Magherafelt District	Newry and Mourne District	Moyle District	Newtownabbey District	North Down District	Omagh District	Strabane District	AGES
2,592 2,326	2,316 2,072	2,385 2,332	1,557 1,463	1,555 1,448	3,978 3,661	5,345 4,971	1,930 1,758	4,282 4,120	780 669	3,871 3,533	2,487 2,368	2,253 2,190	2,034 1,963	M 0-4 F
2,598 2,314	2,362 2,189	2,539 2,515	1,595 1,461	1,416 1,299	3,614 3,343	5,373 5,088	1,802 1,688	4,283 3,871	730 766	3,804 3,513	2,375 2,275	2,310 2,174	2,059 1,958	M 5-9 F
2,192 2,142	2,262 2,193	2,593 2,454	1,644 1,289	1,158 1,152	2,984 2,888	4,639 4,438	1,599 1,640	3,865 3,773	668 658	3,259 2,991	2,089 1,965	2,117 2,097	1,790 1,726	M 10-14 F
2,007 1,797	1,993 1,816	2,480 2,087	1,285 1,053	1,147 1,075	2,703 2,410	3,940 3,692	1,389 1,287	3,240 3,179	639 604	2,585 2,375	1,844 1,684	1,925 1,753	1,530 1,462	M 15-19 F
1,933 1,620	1,446 1,347	1,782 1,704	990 981	1,226 874	2,905 2,508	3,578 3,118	1,170 1,103	2,521 2,379	481 437	2,444 2,566	1,844 1,870	1,625 1,281	1,183 1,154	M 20-24 F
1,586 1,410	1,297 1,196	1,537 1,376	943 911	928 802	2,910 2,861	2,864 2,699	948 981	2,084 2,165	414 402	2,694 2,764	1,963 2,040	1,297 1,155	1,044 998	M 25-29 F
1,330 1,256	1,117 1,133	1,266 1,194	845 846	756 654	2,437 2,382	2,420 2,342	834 850	1,896 1,868	364 361	2,428 2,457	1,565 1,567	1,077 1,071	933 907	M 30-34 F
1,130 1,196	1,169 1,162	1,273 1,247	851 871	546 564	2,156 2,153	2,102 2,159	793 843	1,892 1,893	349 325	2,229 2,209	1,424 1,468	1,028 936	850 834	M 35-39 F
1,237 1,247	1,113 1,160	1,338 1,225	813 880	581 591	1,977 2,052	2,041 2,149	786 816	1,837 1,962	331 345	2,062 2,254	1,323 1,529	1,006 1,041	869 920	M 40-44 F
1,260 1,246	1,163 1,136	1,420 1,406	871 826	608 593	1,928 2,076	1,870 2,154	805 740	1,830 1,953	353 359	1,889 1,970	1,472 1,618	1,049 1,050	853 818	M 45-49 F
1,210 1,209	1,171 1,110	1,521 1,375	759 866	520 486	1,722 1,788	1,796 2,028	869 764	1,711 1,705	382 357	1,549 1,519	1,329 1,544	1,140 1,035	854 794	M 50-54 F
1,105 1,191	1,083 1,032	1,563 1,345	743 848	504 438	1,640 1,778	1,662 1,906	818 760	1,728 1,752	380 379	1,249 1,299	1,233 1,577	1,179 1,014	821 872	M 55-59 F
1,082 1,190	970 970	1,362 1,223	641 792	437 412	1,367 1,623	1,508 1,854	670 643	1,453 1,632	327 358	1,037 1,216	1,118 1,674	988 882	767 803	M 60-64 F
833 1,057	785 828	1,117 1,102	518 638	331 374	1,076 1,457	1,128 1,559	544 577	1,262 1,501	267 291	780 1,134	1,033 1,518	763 765	603 659	M 65-69 F
628 950	585 744	912 881	385 576	299 300	839 1,132	808 1,281	421 516	927 1,262	229 270	546 929	812 1,319	610 648	497 561	M 70-74 F
381 639	404 502	587 626	216 361	170 182	456 760	469 719	270 293	582 730	167 198	342 559	461 886	375 437	303 347	M 75-79 F
219 421	233 258	365 389	128 231	105 137	244 458	252 465	171 193	318 453	89 121	170 361	277 584	269 288	153 195	M 80-84 F
98 212	101 127	130 210	59 104	47 63	105 211	121 227	58 76	126 210	32 56	73 169	97 246	125 123	82 90	M 85-89 F
24 72	17 32	36 60	20 28	12 12	21 70	31 80	21 26	44 61	16 21	27 49	36 78	36 42	24 39	M 90-94 F
5 6	4 8	11 11	9 9	2 5	6 15	5 20	5 3	2 16	2 2	2 8	7 12	9 12	4 11	M 95 & over F
23,450 23,501	21,591 21,015	26,217 24,762	14,863 15,034	12,348 11,461	35,068 35,626	41,952 42,949	15,903 15,557	35,883 36,485	7,000 6,979	33,040 33,875	24,789 27,822	21,181 19,994	17,253 17,111	M F Total

**ABSTRACT 2. Northern Ireland: Marriages Registered by District Council Area and month of Registration 1980**

AREA	Total	January	February	March	April	May	June	July	August	September	October	November	December
Ards . . . . .	305	10	14	24	23	16	39	45	46	38	18	15	17
Belfast . . . . .	2,385	140	112	191	241	168	258	245	298	282	172	130	148
Castlereagh . . . . .	348	16	8	31	30	36	44	42	47	38	24	16	16
Down . . . . .	338	14	16	17	48	15	31	40	58	45	16	21	17
Lisburn . . . . .	512	24	19	45	43	34	44	52	84	69	50	30	18
North Down . . . . .	399	19	15	29	33	26	43	41	61	48	38	21	25
Antrim . . . . .	268	14	15	22	25	20	25	27	38	31	19	8	24
Ballymena . . . . .	318	8	13	25	28	22	29	44	55	37	25	18	14
Ballymoney . . . . .	171	6	5	15	15	15	21	15	31	25	9	7	7
Carrickfergus . . . . .	183	12	8	11	16	14	20	23	21	17	14	13	14
Coleraine . . . . .	279	9	13	19	27	20	27	34	46	38	17	11	18
Cookstown . . . . .	202	7	7	7	30	8	24	28	34	31	10	5	11
Larne . . . . .	184	2	11	13	20	11	12	24	26	31	12	9	13
Magherafelt . . . . .	220	8	8	8	22	13	20	38	43	34	15	5	6
Moyle . . . . .	116	4	6	8	18	6	5	13	22	15	8	4	7
Newtownabbey . . . . .	414	12	14	38	43	30	50	45	61	58	20	24	19
Armagh . . . . .	316	4	13	24	39	18	37	33	50	46	20	18	14
Banbridge . . . . .	166	9	7	14	10	13	17	24	18	20	10	11	13
Craigavon . . . . .	405	14	22	23	34	24	49	39	52	75	31	14	28
Dungannon . . . . .	300	15	12	10	32	21	26	47	53	35	28	12	9
Newry & Mourne . . . . .	501	29	10	18	66	27	34	84	87	62	49	22	13
Fermanagh . . . . .	332	10	15	9	37	10	42	38	76	46	23	14	12
Limavady . . . . .	171	9	7	7	22	16	19	22	24	17	12	8	8
Londonderry . . . . .	561	27	33	26	17	74	68	97	69	48	50	27	25
Omagh . . . . .	285	9	11	11	39	12	27	44	51	36	20	19	6
Strabane . . . . .	244	5	11	17	23	13	36	27	49	35	11	9	8
<b>NORTHERN IRELAND .</b>	<b>9,923</b>	<b>436</b>	<b>425</b>	<b>662</b>	<b>981</b>	<b>682</b>	<b>1,047</b>	<b>1,211</b>	<b>1,500</b>	<b>1,257</b>	<b>721</b>	<b>491</b>	<b>510</b>

### ABSTRACT 3. Northern Ireland: Conjugal condition of persons contracting marriage, 1980

AREA	Rate per 1,000 popu- lation	Total	Marriages contracted between									Marriages of	
			Bachelors and			Widowers and			Divorced Men and			Divorced men	Divorced women
			Spinsters	Widows	Divorced Women	Spinsters	Widows	Divorced Women	Spinsters	Widows	Divorced Women		
Ards . . . . .	5.7	305	251	3	16	3	3	3	18	2	6	26	25
Belfast . . . . .	6.9	2,385	2,104	22	85	18	25	7	77	10	37	124	129
Castlereagh . . . . .	5.6	348	282	2	16	3	9	.	17	4	15	36	31
Down . . . . .	6.9	338	305	7	3	2	3	.	13	3	2	18	5
Lisburn . . . . .	6.1	512	448	4	11	4	7	2	21	3	12	36	25
North Down . . . . .	6.3	399	309	3	27	5	4	4	29	3	15	47	46
Antrim . . . . .	6.4	268	238	3	5	1	2	1	12	1	5	18	11
Ballymena . . . . .	5.9	318	282	1	16	1	3	1	11	1	2	14	19
Ballymoney . . . . .	7.6	171	163	1	.	2	2	2	1	.	.	1	2
Carrickfergus . . . . .	6.4	183	152	2	9	1	3	.	9	1	6	16	15
Coleraine . . . . .	6.1	279	240	2	6	3	5	1	16	2	4	22	11
Cookstown . . . . .	7.1	202	193	2	1	2	2	.	2	.	.	2	1
Larne . . . . .	6.5	184	159	.	2	.	2	.	13	3	5	21	7
Magherafelt . . . . .	6.6	220	211	1	2	2	3	.	1	.	.	1	2
Moyle . . . . .	9.1	116	112	1	.	1	.	.	2	.	.	2	.
Newtownabbey . . . . .	5.4	414	342	.	22	7	10	3	14	1	15	30	40
Armagh . . . . .	6.7	316	307	2	2	.	1	.	4	.	.	4	2
Banbridge . . . . .	5.7	166	149	1	2	1	3	.	8	1	1	10	3
Craigavon . . . . .	5.5	405	372	2	9	3	1	1	9	1	7	17	17
Dungannon . . . . .	7.0	300	288	1	3	2	2	.	4	.	.	4	3
Newry & Mourne . . . . .	6.5	501	486	1	2	2	2	.	7	.	1	8	3
Fermanagh . . . . .	6.5	332	319	2	.	.	4	1	2	1	3	6	4
Limavady . . . . .	6.8	171	156	.	1	.	1	.	11	.	2	13	3
Londonderry . . . . .	6.2	561	541	.	9	1	2	1	5	.	2	7	12
Omagh . . . . .	6.7	285	271	3	3	4	.	2	1	.	1	2	6
Strabane . . . . .	6.8	244	235	1	3	.	.	.	4	.	1	5	4
NORTHERN IRELAND . . . . .	6.4	9,923	8,915	67	255	68	99	29	311	37	142	490	426

# ABSTRACT 4. Northern Ireland: Ages of men at marriage, 1980

AREA	Average age	All ages	16—	17—	Under 18 years	18—	19—	20—	21—	25—	30—	35—	40—	45—	50—	55—	60—	65—	70—	75—	80 and over
Ards . . . . .	27.08	305	1	1	2	7	18	17	121	80	26	8	6	5	2	4	4	2	1	2	.
Belfast . . . . .	25.27	2,385	3	25	28	101	176	249	919	540	173	53	46	21	17	27	18	7	6	4	.
Castlereagh . . . . .	27.31	348	.	3	3	8	10	30	125	98	28	15	6	8	3	4	4	4	.	1	1
Down . . . . .	25.97	338	1	2	3	9	17	19	145	85	31	9	4	3	3	8	1	1	.	.	.
Lisburn . . . . .	25.61	512	1	2	3	13	27	46	215	126	43	14	5	5	5	2	2	2	2	.	.
North Down . . . . .	27.77	399	.	1	1	9	17	29	139	106	39	19	8	8	1	6	6	3	.	1	.
Antrim . . . . .	25.15	268	.	1	1	12	18	26	102	64	21	10	8	1	1	2	2	.	.	.	.
Ballymena . . . . .	25.27	318	3	2	5	13	22	20	124	83	26	13	3	4	2	2	1	1	.	.	.
Ballymoney . . . . .	25.83	171	.	3	3	5	13	8	71	48	6	9	.	.	2	2	2	3	.	.	.
Carrickfergus . . . . .	25.63	183	2	2	4	7	17	14	79	23	21	6	4	2	1	3	2	.	.	.	.
Coleraine . . . . .	27.18	279	.	2	2	12	7	17	106	72	29	12	4	5	5	1	4	1	2	.	.
Cookstown . . . . .	26.00	202	1	1	2	3	11	9	89	48	20	12	2	2	2	3	1	1	1	.	.
Larne . . . . .	26.33	184	.	1	1	6	9	21	59	48	16	15	3	1	.	3	1	1	.	.	.
Magherafelt . . . . .	26.04	220	.	.	2	7	16	9	69	93	12	10	4	3	1	1	2	.	.	.	.
Moyle . . . . .	25.43	116	.	2	3	6	8	8	46	33	11	2	1	1	1	1	1	1	.	.	.
Newtownabbey . . . . .	26.16	414	.	3	3	13	14	37	185	94	23	14	6	3	6	8	5	2	1	.	.
Armagh . . . . .	24.77	316	.	3	3	13	5	20	145	88	25	8	3	3	1	.	.	.	1	.	.
Banbridge . . . . .	26.23	166	.	1	1	4	10	69	45	18	4	3	3	3	.	1	.	1	1	.	.
Craigavon . . . . .	24.97	405	1	2	3	6	31	40	171	91	35	12	8	3	.	3	1	.	1	.	.
Dungannon . . . . .	25.04	300	.	2	2	7	12	24	126	90	26	7	2	1	.	3	2	1	1	.	.
Newry and Mourne . . . . .	25.16	501	.	1	1	12	21	38	213	149	42	11	5	2	2	1	1	1	2	.	.
Fermanagh . . . . .	26.40	332	.	1	1	3	9	18	118	116	39	14	5	4	1	2	1	1	.	.	.
Limavady . . . . .	25.52	171	.	1	1	4	5	13	73	42	19	7	3	2	1	1	1	.	.	.	.
Londonderry . . . . .	23.75	561	1	5	6	17	46	82	237	119	32	10	4	3	.	3	1	1	1	.	.
Omagh . . . . .	25.94	285	.	1	1	9	10	23	116	78	24	7	6	5	1	2	1	2	.	.	.
Strabane . . . . .	24.56	244	1	1	2	3	16	16	110	66	17	10	3	.	.	1	.	.	.	.	.
NORTHERN IRELAND . . . . .	25.67	9,923	15	69	84	294	556	850	3,996	2,501	802	311	154	99	65	87	60	32	20	10	2

# ABSTRACT 5. Northern Ireland: Ages of women at marriage, 1980

AREA	Average age	All ages	16—	17—	Under 18 years	18—	19—	20—	21—	25—	30—	35—	40—	45—	50—	55—	60—	65—	70—	75—	80 and over
Ards . . . . .	24.83	305	1	15	16	23	33	37	100	45	21	8	6	4	3	4	2	2	1	.	.
Belfast . . . . .	23.33	2,385	26	93	119	231	298	305	844	339	97	44	22	28	25	16	9	5	2	1	.
Castlereagh . . . . .	25.18	348	1	8	9	20	33	37	137	61	16	9	10	.	6	3	2	3	1	1	.
Down . . . . .	24.02	338	3	5	8	22	40	49	120	62	13	6	3	4	6	3	1	1	.	.	.
Lisburn . . . . .	23.85	512	4	18	22	47	46	63	188	79	39	6	8	4	2	3	3	2	.	.	.
North Down . . . . .	25.24	399	3	11	14	27	32	54	131	72	25	16	9	3	6	6	2	2	.	.	.
Antrim . . . . .	23.32	268	7	13	20	17	35	39	84	41	13	10	3	2	3	1	.	.	.	.	.
Ballymena . . . . .	23.27	318	3	15	18	29	30	38	118	51	18	9	2	2	1	2	.	.	.	.	.
Ballymoney . . . . .	23.51	171	2	9	11	17	27	12	63	25	4	4	2	2	1	.	1	1	.	1	.
Carrickfergus . . . . .	23.67	183	5	9	14	18	27	23	55	17	9	13	2	1	3	.	.	.	1	.	.
Coleraine . . . . .	24.67	279	4	12	16	8	28	43	93	56	14	5	1	4	6	1	1	2	.	1	.
Cookstown . . . . .	23.49	202	1	10	11	13	19	28	72	40	10	4	3	.	1	1	.	.	.	.	.
Larne . . . . .	24.20	184	1	10	11	10	19	22	69	29	9	3	4	2	5	.	.	1	.	.	.
Magherafelt . . . . .	23.78	220	.	5	5	16	24	28	82	37	15	7	3	1	.	.	2	.	.	.	.
Moyle . . . . .	23.75	116	.	5	5	11	9	9	46	25	3	4	2	.	1	1	.	.	.	.	.
Newtownabbey . . . . .	23.98	414	3	18	21	34	52	48	148	57	24	7	7	3	4	2	5	2	.	.	.
Armagh . . . . .	22.80	316	3	12	15	25	32	38	128	52	15	7	3	1	.	.	1	1	.	.	.
Banbridge . . . . .	23.64	166	2	2	4	15	19	18	72	21	10	2	.	1	1	.	1	1	.	.	.
Craigavon . . . . .	22.81	405	2	13	15	32	46	66	155	55	22	3	6	1	.	2	2	.	.	.	.
Dungannon . . . . .	22.90	300	3	9	12	21	43	37	106	58	15	4	1	1	.	.	1	.	1	.	.
Newry and Mourne . . . . .	22.70	501	4	12	16	44	67	62	190	94	17	4	.	1	4	.	2	.	.	.	.
Fermanagh . . . . .	24.17	332	3	6	9	15	25	31	143	66	25	8	4	3	.	1	.	2	.	.	.
Limavady . . . . .	22.97	171	2	11	13	17	19	18	59	34	4	3	1	.	2	.	.	.	1	.	.
Londonderry . . . . .	22.14	561	5	10	15	54	100	95	198	67	15	5	7	2	2	.	1	.	.	.	.
Omagh . . . . .	23.59	285	2	8	10	18	37	27	113	54	10	6	4	1	1	2	1	1	.	.	.
Strabane . . . . .	22.53	244	2	12	14	20	25	40	86	38	16	4	.	.	1	.	.	.	.	.	.
NORTHERN IRELAND . . . . .	23.56	9,923	92	351	443	804	1,165	1,267	3,600	1,575	479	201	113	71	84	48	36	25	8	4	.

**ABSTRACT 6. Northern Ireland: Age and conjugal condition of persons married in the year 1980:**  
**Men**

Age last birthday	All men	All bachelors	All widowers	All divorced men	Bachelors who married			Widowers who married			Divorced men who married		
					Spinsters	Widows	Divorced women	Spinsters	Widows	Divorced women	Spinsters	Widows	Divorced women
TOTAL . .	9,923	9,237	196	490	8,915	67	255	68	99	29	311	37	142
16 . .	15	15	.	.	14	.	1	.	.	.	.	.	.
17 . .	69	69	.	.	69	.	.	.	.	.	.	.	.
under 18 . .	84	84	.	.	83	.	1	.	.	.	.	.	.
18 . .	294	294	.	.	293	.	1	.	.	.	.	.	.
19 . .	556	556	.	.	551	3	2	.	.	.	.	.	.
20 . .	850	850	.	.	846	2	2	.	.	.	.	.	.
under 21 . .	1,784	1,784	.	.	1,773	5	6	.	.	.	.	.	.
21 . .	973	971	.	2	964	2	5	.	.	.	2	.	.
22 . .	1,086	1,082	1	3	1,073	1	8	.	1	.	3	.	.
23 . .	1,026	1,022	1	3	1,006	1	15	1	.	.	3	.	.
24 . .	911	900	.	11	884	1	15	.	.	.	10	.	1
21-24 . .	3,996	3,975	2	19	3,927	5	43	1	1	.	18	.	1
25 . .	745	731	2	12	714	2	15	2	.	.	11	.	1
26 . .	595	585	.	10	574	1	10	.	.	.	9	.	1
27 . .	464	442	1	21	425	3	14	1	.	.	17	.	4
28 . .	394	367	1	26	341	3	23	1	.	.	19	.	7
29 . .	303	281	1	21	256	5	20	1	.	.	16	.	5
25-29 . .	2,501	2,406	5	90	2,310	14	82	5	.	.	72	.	18
30 . .	249	215	1	33	195	.	20	1	.	.	24	2	7
31 . .	178	161	1	16	149	1	11	.	.	1	13	.	3
32 . .	146	114	2	30	105	2	7	1	.	1	22	3	5
33 . .	128	99	.	29	87	2	10	.	.	.	23	1	5
34 . .	101	74	1	26	61	1	12	1	.	.	11	3	12
30-34 . .	802	663	5	134	597	6	60	3	.	2	93	9	32
35 . .	80	57	3	20	48	1	8	1	1	1	15	.	5
36 . .	75	55	1	19	47	1	7	1	.	.	13	.	6
37 . .	66	45	3	18	42	.	3	2	1	.	13	.	5
38 . .	48	35	1	12	26	.	9	.	.	1	6	3	3
39 . .	42	27	3	12	27	.	.	.	.	3	6	.	6
35-39 . .	311	219	11	81	190	2	27	4	2	5	53	3	25
40 . .	34	17	2	15	13	1	3	.	2	.	7	.	8
41 . .	42	22	2	18	17	4	1	1	.	1	10	1	7
42 . .	34	14	6	14	7	2	5	4	1	1	6	1	7
43 . .	26	15	4	7	12	1	2	3	.	1	2	1	4
44 . .	18	7	2	9	5	1	1	1	.	1	6	1	2



40-44 . .	154	75	16	63	54	9	12	9	3	4	31	4	28
45 . .	17	7	3	7	6	.	1	.	1	2	1	3	3
46 . .	20	11	2	7	7	2	2	.	2	1	1	1	5
47 . .	22	12	6	4	6	3	3	1	3	2	2	1	1
48 . .	17	4	3	10	2	2	.	2	1	.	4	2	4
49 . .	23	12	5	6	5	4	3	2	2	1	2	1	3
45-49 . .	99	46	19	34	26	11	9	5	9	5	10	8	16
50 . .	17	6	3	8	4	.	2	.	2	1	4	.	4
51 . .	16	5	6	5	4	.	1	3	2	1	4	1	.
52 . .	10	5	3	2	3	2	.	2	.	1	1	1	1
53 . .	12	5	3	4	2	3	3	1	1	1	1	1	2
54 . .	10	4	1	5	1	3	.	.	1	.	1	2	2
50-54 . .	65	25	16	24	14	5	6	6	6	4	11	4	9
55 . .	21	8	9	4	2	1	5	1	4	4	2	.	2
56 . .	24	8	6	10	7	.	1	3	2	1	6	.	4
57 . .	18	7	8	3	6	1	.	3	3	2	.	1	2
58 . .	14	4	4	6	2	.	2	1	3	.	4	2	.
59 . .	10	1	7	2	.	1	.	2	5	.	.	1	1
55-59 . .	87	28	34	25	17	3	8	10	17	7	12	4	9
60 . .	17	2	12	3	.	1	1	2	9	1	1	1	1
61 . .	13	2	5	6	1	1	.	2	3	.	3	1	2
62 . .	7	3	3	1	2	1	.	2	1	.	1	1	.
63 . .	10	1	6	3	.	1	.	3	3	.	2	1	.
64 . .	13	1	10	2	1	.	.	2	8	.	1	1	.
60-64 . .	60	9	36	15	4	4	1	11	24	1	8	4	3
65 . .	8	2	5	1	.	1	1	2	3	.	1	.	.
66 . .	5	1	4	1	.	.	.	.	4	.	.	1	.
67 . .	8	1	7	.	.	1	.	3	4	.	.	.	1
68 . .	2	3	3	1	1	.	.	2	1	.	1	.	.
69 . .	5	.	4	1	.	.	.	1	3	.	.	.	.
65-69 . .	32	5	23	4	1	3	1	8	15	.	2	1	1
70 . .	5	.	5	.	.	.	.	2	3	.	.	.	.
71 . .	3	1	2	.	1	.	.	.	2	.	.	.	.
72 . .	7	1	6	.	1	.	.	.	6	.	.	.	.
73 . .	5	.	5	.	.	.	.	1	4	.	.	.	.
74 . .	.	.	.	.	.	.	.	.	.	.	.	.	.
70-74 . .	20	2	18	.	2	.	.	3	15	.	.	.	.
75 . .	2	.	1	1	.	.	.	.	.	1	1	.	.
76 . .	1	.	1	.	.	.	.	.	1	.	.	.	.
77 . .	5	.	5	.	.	.	.	3	2	.	.	.	.
78 . .	1	.	1	.	.	.	.	.	1	.	.	.	.
79 . .	1	.	1	.	.	.	.	.	1	.	.	.	.
75-79 . .	10	.	9	1	.	.	.	3	5	1	1	.	.
80 and over . .	2	.	2	.	.	.	.	.	2	.	.	.	.

**ABSTRACT 6 (Continued). Northern Ireland: Age and conjugal condition of persons married in the year 1980:**

**Women**

Age last birthday	All women	All spinsters	All widows	All divorced women	Spinsters who married			Widows who married			Divorced women who married		
					Bachelors	Widows	Divorced men	Bachelors	Widowers	Divorced men	Bachelors	Widowers	Divorced men
TOTAL . . .	9,923	9,294	203	426	8,915	68	311	67	99	37	255	29	142
16 . . .	92	92	.	.	92	.	.	.	.	.	.	.	.
17 . . .	351	351	.	.	349	1	1	.	.	.	.	.	.
under 18 . . .	443	443	.	.	441	1	1	.	.	.	.	.	.
18 . . .	804	804	.	.	799	.	5	.	.	.	.	.	.
19 . . .	1,165	1,164	.	1	1,154	.	10	.	.	.	1	.	.
20 . . .	1,267	1,265	1	1	1,250	1	14	1	.	.	1	.	.
under 21 . . .	3,679	3,676	1	2	3,644	2	30	1	.	.	2	.	.
21 . . .	1,097	1,093	3	1	1,079	1	13	3	.	.	1	.	.
22 . . .	1,000	996	.	4	975	2	19	.	.	.	4	.	.
23 . . .	844	837	2	5	805	2	30	2	.	.	5	.	.
24 . . .	659	646	1	12	620	1	25	1	.	.	10	.	2
21-24 . . .	3,600	3,572	6	22	3,479	6	87	6	.	.	20	.	2
25 . . .	498	478	3	17	454	1	23	3	.	.	15	.	2
26 . . .	362	334	.	28	319	2	13	.	.	.	23	1	4
27 . . .	289	256	6	27	236	3	17	4	.	2	15	.	12
28 . . .	246	215	2	29	195	1	19	2	.	.	23	1	5
29 . . .	180	148	3	29	128	2	18	2	1	.	21	1	7
25-29 . . .	1,575	1,431	14	130	1,332	9	90	11	1	2	97	3	30
30 . . .	136	111	6	19	89	3	19	4	1	1	13	1	5
31 . . .	104	81	2	21	73	.	8	.	.	2	14	.	7
32 . . .	87	67	1	19	59	.	8	.	.	1	14	.	5
33 . . .	92	60	5	27	55	1	4	3	1	1	17	2	8
34 . . .	60	39	4	17	30	2	7	1	1	2	8	1	8
30-34 . . .	479	358	18	103	306	6	46	8	3	7	66	4	33
35 . . .	50	30	4	16	24	1	5	2	.	2	12	.	4
36 . . .	49	33	4	12	22	2	9	3	1	.	5	1	6
37 . . .	28	19	.	9	11	2	6	.	.	.	4	1	4
38 . . .	44	28	1	15	22	3	3	1	.	.	5	2	8
39 . . .	30	14	2	14	10	3	2	.	.	2	8	1	5
35-39 . . .	201	124	11	66	89	10	25	6	1	4	34	5	27
40 . . .	33	11	6	16	9	1	1	3	.	3	4	1	11
41 . . .	30	16	5	9	9	3	4	1	1	3	5	1	3
42 . . .	16	7	2	7	4	1	2	2	.	.	3	.	4
43 . . .	12	7	.	5	6	.	1	.	.	.	2	2	1
44 . . .	22	4	7	11	3	.	1	2	4	1	5	2	4



# ABSTRACT 7. Northern Ireland: Ages in combination of men and women at marriage 1980

	AGES OF WOMEN																				Total hus- bands		
	16—	17—	18—	19—	20—	21—	22—	23—	24—	25—	30—	35—	40—	45—	50—	55—	60—	65—	70—	75—	80 & over		
AGES OF HUSBANDS	16	4	5	4	.	1	3	1	1	1	.	.	.	.	.	.	.	.	.	.	.	15	16
	17	8	15	22	7	1	3	2	1	1	.	.	.	.	.	.	.	.	.	.	.	69	17
	18	21	62	102	63	11	3	1	2	3	.	.	.	.	.	.	.	.	.	.	.	294	18
	19	17	75	141	149	90	34	20	10	8	12	.	.	.	.	.	.	.	.	.	.	556	19
	20	17	56	154	231	186	99	52	26	10	18	.	1	.	.	.	.	.	.	.	.	850	20
	21	13	45	118	205	223	150	106	38	34	37	3	1	.	.	.	.	.	.	.	.	973	21
	22	2	32	90	174	220	191	153	101	49	69	1	2	1	.	.	.	1	.	.	.	1,086	22
	23	3	20	68	119	148	181	168	134	68	108	8	1	.	.	.	.	.	.	.	.	1,026	23
	24	2	11	32	86	130	147	134	125	112	115	15	1	1	.	.	.	.	.	.	.	911	24
	25	4	27	61	116	203	233	310	333	280	796	108	24	4	1	1	.	.	.	.	.	2,501	25
	30	1	2	9	8	28	44	43	57	74	299	182	43	8	2	2	.	.	.	.	.	802	30
	35	.	.	2	3	4	5	7	13	17	79	107	47	18	4	3	2	.	.	.	.	.	311
40	.	1	.	1	2	1	1	2	3	26	32	42	30	10	1	2	.	.	.	.	.	154	40
45	.	.	.	1	.	.	.	1	1	6	15	20	25	16	9	3	1	1	.	.	.	99	45
50	.	.	.	.	.	.	.	.	.	4	6	11	14	11	6	.	.	.	.	.	.	65	50
55	.	.	1	.	.	.	.	.	.	.	2	7	10	19	27	10	3	2	.	.	.	87	55
60	.	.	.	.	.	.	.	.	.	1	.	2	1	6	21	13	6	1	1	.	.	60	60
65	.	.	.	.	.	.	.	.	.	.	.	.	1	2	4	9	8	8	3	1	.	32	65
70	.	.	.	.	.	.	.	.	.	.	.	.	.	.	2	2	7	5	.	.	.	20	70
75	.	.	.	.	.	.	.	.	.	.	.	.	.	.	.	1	1	5	2	1	.	10	75
80 & over	.	.	.	.	.	.	.	.	.	.	.	.	.	.	.	.	1	.	.	1	.	2	80 & over
Total Wives	92	351	804	1165	1267	1097	1000	844	659	1575	479	201	113	71	84	48	36	25	8	4	.	9,923	

# **ABSTRACT 8. Northern Ireland: Marriages by age of bachelors, by age of spinsters 1980**

## **BACHELORS AND SPINSTERS**

Age of husband	AGE OF WIFE																									All Husbands
	16	17	18	19	20	21	22	23	24	<21	21—	25—	30—	35—	40—	45—	50—	55—	60—	65—	70—	75—	80—	85+		
16	4	5	4	.	.	.	.	1	.	13	1	.	.	.	.	.	.	.	.	.	.	.	.	.	14	
17	8	15	22	9	7	1	3	2	1	61	7	1	.	.	.	.	.	.	.	.	.	.	.	.	69	
18	21	62	102	63	26	11	3	1	2	274	17	2	.	.	.	.	.	.	.	.	.	.	.	.	293	
19	17	75	141	149	90	32	20	9	7	472	68	11	.	.	.	.	.	.	.	.	.	.	.	.	551	
20	17	56	154	231	185	98	52	26	10	643	186	17	.	.	.	.	.	.	.	.	.	.	.	.	846	
21	13	45	118	205	222	149	104	38	33	603	324	35	2	.	.	.	.	.	.	.	.	.	.	.	964	
22	2	32	89	174	219	190	153	100	47	516	490	63	1	2	1	.	.	.	.	.	.	.	.	.	1,073	
23	3	20	68	119	147	180	167	131	67	357	545	99	4	1	.	.	.	.	.	.	.	.	.	.	1,006	
24	2	11	31	84	129	145	134	122	110	257	511	104	11	1	.	.	.	.	.	.	.	.	.	.	884	
<21	67	213	423	452	308	142	78	39	20	1,463	279	31	.	.	.	.	.	.	.	.	.	.	.	.	1,773	
21—	20	108	306	582	717	664	558	391	257	1,733	1,870	301	18	4	1	.	.	.	.	.	.	.	.	.	3,927	
25—	4	26	61	109	196	228	298	320	273	396	1,119	710	75	8	1	.	1	.	.	.	.	.	.	.	2,310	
30—	1	2	7	8	26	40	35	45	58	44	178	229	128	17	1	.	1	.	.	.	.	.	.	.	597	
35—	.	.	1	3	2	5	5	9	11	6	30	47	68	28	7	2	1	.	.	.	.	.	.	.	190	
40—	.	.	.	.	1	.	1	1	.	1	2	11	15	16	7	2	2	.	.	.	.	.	.	.	54	
45—	.	.	.	.	.	.	.	.	1	.	1	2	9	9	7	4	3	.	.	.	.	.	.	.	26	
50—	.	.	.	.	.	.	.	.	.	.	.	1	1	5	3	3	1	.	.	.	.	.	.	.	14	
55—	.	.	1	.	.	.	.	.	.	1	.	.	.	2	3	.	7	.	.	.	.	.	.	.	17	
60—	.	.	.	.	.	.	.	.	.	.	.	.	.	.	1	.	2	.	1	1	.	.	.	.	4	
65—	.	.	.	.	.	.	.	.	.	.	.	.	.	.	.	.	1	.	.	.	.	.	.	.	1	
70—	.	.	.	.	.	.	.	.	.	.	.	.	.	.	.	.	.	.	1	1	.	.	.	.	2	
75—	.	.	.	.	.	.	.	.	.	.	.	.	.	.	.	.	.	.	.	.	.	.	.	.	.	
80—	.	.	.	.	.	.	.	.	.	.	.	.	.	.	.	.	.	.	.	.	.	.	.	.	.	
80+	.	.	.	.	.	.	.	.	.	.	.	.	.	.	.	.	.	.	.	.	.	.	.	.	.	
All wives	92	349	799	1,154	1,250	1,079	975	805	620	3,644	3,479	1,332	306	89	31	11	13	5	2	2	.	1	.	.	8,915	

# **ABSTRACT 9. Northern Ireland: Live births by District Council Area, month of registration and sex with quarterly totals 1980**

AREA	Total	January	February	March	1st Quarter	April	May	June	2nd Quarter	July	August	September	3rd Quarter	October	November	December	4th Quarter
Northern Ireland																	
{ Persons	28,582	2,833	2,052	2,205	7,090	2,687	2,369	2,492	7,548	2,594	2,174	2,474	7,242	2,536	2,069	2,097	6,702
Males	14,686	1,432	1,026	1,176	3,634	1,387	1,224	1,314	3,925	1,332	1,100	1,263	3,695	1,275	1,049	1,108	3,432
Females	13,896	1,401	1,026	1,029	3,456	1,300	1,145	1,178	3,623	1,262	1,074	1,211	3,547	1,261	1,020	989	3,270
Ards																	
{ Persons	1,075	95	78	83	256	114	96	98	308	108	95	84	287	76	72	76	224
Males	550	51	41	50	142	61	49	48	158	62	40	45	147	37	28	38	103
Females	525	44	37	33	114	53	47	50	150	46	55	39	140	39	44	38	121
Belfast																	
{ Persons	5,322	510	379	453	1,342	485	430	461	1,376	476	419	486	1,381	478	352	393	1,223
Males	2,827	261	196	237	694	259	241	248	748	235	229	259	723	256	201	205	662
Females	2,495	249	183	216	648	226	189	213	628	241	190	227	658	222	151	188	561
Castlereagh																	
{ Persons	435	41	31	43	115	36	22	45	103	21	34	60	115	26	37	39	102
Males	238	16	20	22	58	14	12	27	53	9	18	32	59	16	21	31	68
Females	197	25	11	21	57	22	10	18	50	12	16	28	56	10	16	8	34
Down																	
{ Persons	1,055	112	68	83	263	87	87	91	265	81	71	94	246	111	83	87	281
Males	545	60	32	44	136	53	44	49	146	47	36	53	136	55	36	36	127
Females	510	52	36	39	127	34	43	42	119	34	35	41	110	56	47	51	154
Lisburn																	
{ Persons	1,524	127	78	137	342	133	120	141	394	146	99	147	392	141	131	124	396
Males	775	64	46	75	185	73	54	81	208	75	51	70	196	70	60	56	186
Females	749	63	32	62	157	60	66	60	186	71	48	77	196	71	71	68	210
North Down																	
{ Persons	1,098	137	69	68	274	110	98	78	286	91	80	88	259	120	82	77	279
Males	569	77	34	35	146	57	45	41	143	48	37	48	133	63	42	42	147
Females	529	60	35	33	128	53	53	37	143	43	43	40	126	57	40	35	132
Antrim																	
{ Persons	995	95	55	89	239	103	92	87	282	107	64	79	250	97	65	62	224
Males	492	51	22	39	112	49	45	42	136	52	31	41	124	47	33	40	120
Females	503	44	33	50	127	54	47	45	146	55	33	38	126	50	32	22	104
Ballymena																	
{ Persons	1,077	125	87	83	295	86	86	71	243	95	83	101	279	84	83	93	260
Males	576	66	42	39	147	43	46	40	129	61	41	55	157	43	47	53	143
Females	501	59	45	44	148	43	40	31	114	34	42	46	122	41	36	40	117
Ballymoney																	
{ Persons	508	57	27	42	126	52	39	46	137	57	24	33	114	52	34	45	131
Males	277	30	15	21	66	26	21	31	78	30	14	18	62	28	15	28	71
Females	231	27	12	21	60	26	18	15	59	27	10	15	52	24	19	17	60
Carrickfergus																	
{ Persons	431	39	30	34	103	38	44	32	114	37	29	53	119	41	35	19	95
Males	212	17	19	20	56	17	19	19	55	18	8	28	54	17	16	14	47
Females	219	22	11	14	47	21	25	13	59	19	21	25	65	24	19	5	48
Coleraine																	
{ Persons	760	61	62	78	201	69	50	77	196	73	62	59	194	72	53	44	169
Males	387	32	30	40	102	37	26	46	109	44	27	26	97	29	27	23	79
Females	373	29	32	38	99	32	24	31	87	29	35	33	97	43	26	21	90

Cookstown	Persons	453	32	35	40	107	42	43	45	130	34	31	38	103	42	35	36	113
	Males	221	18	15	23	56	21	23	21	65	18	13	13	44	21	14	21	56
	Females	232	14	20	17	51	21	20	24	65	16	18	25	59	21	21	15	57
Larne	Persons	403	44	31	33	108	34	36	37	107	40	34	23	97	39	21	31	91
	Males	193	19	15	18	52	17	15	18	50	25	16	8	49	18	11	13	42
	Females	210	25	16	15	56	17	21	19	57	15	18	15	48	21	10	18	49
Magherafelt	Persons	736	67	46	49	162	73	72	57	202	67	50	66	183	58	70	61	189
	Males	361	31	21	25	77	38	37	21	96	34	28	30	92	29	33	34	96
	Females	375	36	25	24	85	35	35	36	106	33	22	36	91	29	37	27	93
Moyle	Persons	192	12	14	11	37	17	18	17	52	17	18	25	60	17	9	17	43
	Males	98	6	6	7	19	9	8	9	26	9	7	15	31	8	8	6	22
	Females	94	6	8	4	18	8	10	8	26	8	11	10	29	9	1	11	21
Newtown- abbey	Persons	1,330	133	83	101	317	112	106	105	323	112	114	136	362	126	87	115	328
	Males	687	56	48	61	165	61	55	51	167	62	61	59	182	67	46	60	173
	Females	643	77	35	40	152	51	51	54	156	50	53	77	180	59	41	55	155
Armagh	Persons	863	81	66	37	184	100	60	82	242	84	85	71	240	66	73	58	197
	Males	436	38	31	21	90	60	24	39	123	37	48	38	123	36	36	28	100
	Females	427	43	35	16	94	40	36	43	119	47	37	33	117	30	37	30	97
Banbridge	Persons	466	43	31	43	117	38	48	45	131	36	30	45	111	32	40	35	107
	Males	223	20	13	15	48	14	22	25	61	14	18	25	57	13	21	23	57
	Females	243	23	18	28	69	24	26	20	70	22	12	20	54	19	19	12	50
Craigavon	Persons	1,471	135	100	118	353	145	130	159	434	137	109	104	350	128	106	100	334
	Males	754	70	46	70	186	80	64	81	225	68	58	53	179	55	55	54	164
	Females	717	65	54	48	167	65	66	78	209	69	51	51	171	73	51	46	170
Dungannon	Persons	988	90	89	82	261	88	82	81	251	102	63	79	244	76	77	79	232
	Males	504	51	44	51	146	40	40	43	123	55	31	42	128	34	35	38	107
	Females	484	39	45	31	115	48	42	38	128	47	32	37	116	42	42	41	125
Newry and Mourne	Persons	1,756	172	158	131	461	180	141	154	475	142	147	157	446	152	124	98	374
	Males	922	91	73	72	236	101	92	78	271	71	71	79	221	80	65	49	194
	Females	834	81	85	59	225	79	49	76	204	71	76	78	225	72	59	49	180
Fermanagh	Persons	1,094	96	87	78	261	115	96	92	303	111	93	65	269	106	73	82	261
	Males	552	57	39	44	140	51	45	51	147	47	52	34	133	56	39	37	132
	Females	542	39	48	34	121	64	51	41	156	64	41	31	136	50	34	45	129
Limavady	Persons	486	43	32	34	109	43	46	48	137	41	34	43	118	46	40	36	122
	Males	247	21	20	16	57	20	22	26	68	22	14	22	58	25	21	18	64
	Females	239	22	12	18	52	23	24	22	69	19	20	21	60	21	19	18	58
London- Derry	Persons	2,376	308	186	152	646	216	193	203	612	220	186	191	597	192	168	161	521
	Males	1,184	141	84	77	302	112	103	105	320	97	97	92	286	97	83	96	276
	Females	1,192	167	102	75	344	104	90	98	292	123	89	99	311	95	85	65	245
Omagh	Persons	1,025	115	82	47	244	110	85	80	275	102	77	86	265	89	76	76	241
	Males	511	54	46	23	123	39	45	39	123	63	33	46	142	41	36	46	123
	Females	514	61	36	24	121	71	40	41	152	39	44	40	123	48	40	30	118
Strabane	Persons	663	63	48	56	167	61	49	60	170	57	43	61	161	69	43	53	165
	Males	345	34	28	31	93	35	27	35	97	29	21	32	82	34	20	19	73
	Females	318	29	20	25	74	26	22	25	73	28	22	29	79	35	23	34	92

**ABSTRACT 10. Northern Ireland: Legitimate live births by sex and by ages of mother and father, 1980**

AGE OF MOTHER	ALL AGES	AGE OF FATHER																					
		16	17	18	19	20	21	22	23	24	25	26	27	28	29	30-34	35-39	40-44	45-49	50-54	55-59	60-64	65+
16 M	23	.	.	5	10	1	4	1	.	1	1	.	.	.	.	.	.	.	.	.	.	.	.
16 F	22	2	5	2	4	1	2	2	1	1	1	1	1	.	.	.	.	.	.	.	.	.	.
17 M	101	1	8	14	24	25	10	2	5	1	1	2	.	.	2	3	.	.	.	.	.	.	.
17 F	87	.	3	11	20	14	12	5	8	5	2	1	.	.	.	.	.	.	.	.	.	.	.
18 M	248	.	3	29	44	39	39	27	20	17	10	7	.	3	.	.	.	.	.	.	.	.	.
18 F	242	1	10	23	38	47	33	30	23	13	5	11	2	4	2	.	.	.	.	.	.	.	.
19 M	428	.	2	17	44	88	80	65	52	26	15	13	2	12	6	3	1	.	.	.	.	.	.
19 F	402	.	1	26	41	68	75	61	32	35	15	22	12	6	3	2	.	.	.	.	.	.	.
20 M	632	.	.	1	4	34	77	130	113	99	73	38	26	13	7	9	2	.	.	.	.	.	.
20 F	616	.	.	.	10	36	71	110	118	103	49	46	23	13	10	6	18	3	.	.	.	.	.
21 M	759	.	1	4	13	52	100	145	138	107	60	39	32	24	15	23	4	1	.	.	.	.	.
21 F	668	.	.	.	9	33	87	108	121	96	82	44	30	21	11	16	3	1	.	.	.	.	.
22 M	873	.	.	3	8	25	58	124	138	150	118	98	56	28	27	36	3	.	.	.	.	.	.
22 F	781	.	.	2	4	17	52	100	139	130	102	89	51	23	19	40	7	3	2	.	.	.	.
23 M	872	.	.	1	5	14	25	51	122	142	133	122	87	44	42	76	7	1	.	.	.	.	.
23 F	864	.	.	.	2	9	24	66	117	151	146	111	72	50	34	67	13	1	.	.	.	.	.
24 M	941	.	.	.	.	6	12	27	78	114	135	147	134	95	51	120	20	1	1	.	.	.	.
24 F	848	.	.	.	2	6	10	25	53	90	159	134	108	85	52	101	18	3	2	.	.	.	.
25 M	948	.	.	2	2	3	12	12	40	65	134	152	139	106	96	148	26	7	4	.	.	.	.
25 F	867	.	.	1	1	3	2	15	33	62	105	139	141	103	82	156	19	4	1	.	.	.	.
26 M	928	.	.	.	1	.	4	2	21	39	77	140	151	124	113	211	37	6	2	.	.	.	.
26 F	915	.	.	.	.	2	3	9	15	42	62	125	150	127	222	212	35	5	3	2	.	.	.
27 M	983	.	.	.	.	.	3	3	9	19	45	84	143	136	137	340	54	5	3	1	1	.	.
27 F	888	.	.	1	.	2	4	6	16	42	77	116	127	135	299	54	6	2	.	1	.	.	.
28 M	816	.	.	.	.	2	1	3	6	12	22	37	80	111	141	337	46	14	3	.	.	1	.
28 F	769	.	.	.	.	3	1	1	13	21	37	64	98	115	341	59	6	1	.	.	.	.	.
29 M	841	.	.	.	.	.	1	4	7	10	16	62	93	108	434	89	11	4	1	1	.	.	.
29 F	790	.	.	.	.	1	.	2	4	2	14	21	41	51	104	465	72	11	1	1	.	.	.
30-34 M	2,858	.	.	.	.	3	2	2	6	5	23	41	43	89	151	1,524	773	151	38	6	1	.	.
30-34 F	2,835	1	.	.	.	.	.	3	5	11	15	34	55	77	123	1,507	798	161	33	8	3	.	1
35-39 M	1,242	.	.	.	.	.	.	.	3	1	2	2	2	7	9	212	557	328	96	15	4	4	.
35-39 F	1,195	.	.	.	.	.	.	1	2	.	1	3	3	10	8	167	572	295	95	29	8	1	.
40-44 M	252	.	.	.	.	.	.	.	.	.	.	.	1	.	1	9	35	115	58	28	4	1	.
40-44 F	257	.	.	.	.	.	.	.	.	1	.	.	.	.	.	9	41	119	64	17	4	1	.
45-49 M	25	.	.	.	.	.	.	.	.	.	.	.	.	.	.	.	2	5	10	6	2	.	.
45-49 F	15	.	.	.	.	.	.	.	.	.	.	.	.	.	.	.	.	2	10	3	.	.	.
50+ M	.	.	.	.	.	.	.	.	.	.	.	.	.	.	.	.	.	.	.	.	.	.	.
50+ F	.	.	.	.	.	.	.	.	.	.	.	.	.	.	.	.	.	.	.	.	.	.	.
TOTAL M	13,770	2	15	79	185	335	481	582	741	779	824	926	952	875	904	3,491	1,657	646	220	58	12	6	.
TOTAL F	13,061	4	20	79	158	275	413	550	671	717	817	872	859	793	814	3,407	1,698	617	214	61	17	3	2



**ABSTRACT 11. Northern Ireland: Legitimate live births by sex,  
age of mother and parity\*, 1980**

Age of Mother		Total	Number of previous children born (live and still)										
			0	1	2	3	4	5	6	7	8	9	10 and over
16	M	23	23	.	.	.	.	.	.	.	.	.	.
16	F	22	22	.	.	.	.	.	.	.	.	.	.
17	M	101	95	6	.	.	.	.	.	.	.	.	.
17	F	87	77	10	.	.	.	.	.	.	.	.	.
18	M	248	213	32	3	.	.	.	.	.	.	.	.
18	F	242	195	45	1	.	.	.	.	.	.	.	.
19	M	428	337	85	3	1	.	.	.	.	.	.	.
19	F	402	293	98	9	2	.	.	.	.	.	.	.
16-19	M	800	668	123	6	3	.	.	.	.	.	.	.
16-19	F	753	587	153	10	3	.	.	.	.	.	.	.
20	M	632	415	182	33	2	.	.	.	.	.	.	.
20	F	616	432	157	25	2	.	.	.	.	.	.	.
21	M	759	447	263	45	4	.	.	.	.	.	.	.
21	F	668	382	230	48	8	.	.	.	.	.	.	.
22	M	873	457	308	82	23	3	.	.	.	.	.	.
22	F	781	378	309	78	12	4	.	.	.	.	.	.
23	M	872	401	304	129	31	4	3	.	.	.	.	.
23	F	864	382	337	111	26	5	2	1	.	.	.	.
24	M	941	393	340	141	50	12	5	.	.	.	.	.
24	F	848	324	316	163	36	9	.	.	.	.	.	.
20-24	M	4,077	2,113	1,397	430	110	19	8	.	.	.	.	.
20-24	F	3,777	1,898	1,349	425	84	18	2	1	.	.	.	.
25	M	948	326	333	210	53	22	4	.	.	.	.	.
25	F	867	298	319	162	66	22	.	.	.	.	.	.
26	M	928	311	320	193	71	25	7	1	.	.	.	.
26	F	915	313	310	192	71	19	6	2	2	.	.	.
27	M	983	255	365	224	92	33	12	1	1	.	.	.
27	F	888	240	289	207	105	31	13	3	.	.	.	.
28	M	816	182	265	207	114	30	10	1	4	2	1	.
28	F	769	181	267	204	81	27	8	.	1	.	.	.
29	M	841	169	260	247	102	42	14	5	.	2	.	.
29	F	790	157	258	211	94	45	16	7	1	1	.	.
25-29	M	4,516	1,243	1,543	1,081	432	152	47	7	5	5	1	.
25-29	F	4,229	1,189	1,443	976	417	144	43	12	4	1	.	.
30	M	741	125	218	199	121	51	18	6	2	.	.	1
30	F	746	125	239	216	94	37	19	10	4	1	.	1
31	M	624	75	158	183	135	48	17	6	1	.	1	.
31	F	622	82	171	179	100	56	20	10	2	1	.	1
32	M	557	70	136	141	116	56	25	7	3	2	.	1
32	F	573	72	129	164	101	61	30	8	6	1	.	1
33	M	523	57	110	163	92	43	29	15	7	1	2	4
33	F	485	54	103	139	93	50	27	7	6	3	.	3
34	M	413	46	80	115	74	50	27	10	5	3	1	2
34	F	409	51	87	111	72	44	25	11	6	2	.	2
30-34	M	2,858	373	702	801	538	248	116	44	18	6	4	8
30-34	F	2,835	384	729	809	460	248	121	46	24	8	1	5
35	M	344	30	74	71	78	37	28	21	7	2	.	2
35	F	342	32	70	78	63	43	32	10	7	3	2	2
36	M	307	29	44	74	61	47	27	14	5	4	2	3
36	F	299	26	54	55	58	32	40	14	8	8	1	3
37	M	270	18	32	60	65	33	23	12	9	5	4	6
37	F	222	17	20	43	45	31	30	17	9	5	3	2
38	M	185	13	19	42	31	31	27	10	7	3	1	5
38	F	197	7	28	36	28	36	25	15	10	4	3	1
39	M	136	8	19	23	15	24	14	12	8	4	.	4
39	F	135	11	17	25	18	19	22	8	5	6	.	4
35-39	M	1,242	98	188	270	250	172	119	69	30	21	11	14
35-39	F	1,195	93	189	237	212	161	149	64	39	26	9	16
40	M	92	8	10	16	20	11	9	4	6	4	1	3
40	F	117	9	9	15	19	16	19	16	7	3	1	3
41	M	80	5	8	18	10	11	8	5	6	4	2	7
41	F	68	5	9	7	17	6	5	7	5	2	.	5
42	M	38	4	2	5	5	10	2	4	2	1	.	3
42	F	41	2	3	8	5	3	8	3	5	1	.	.
43	M	22	4	1	5	3	3	1	1	3	1	.	.
43	F	23	.	5	2	4	.	5	2	5	.	1	.
44	M	20	.	2	1	1	.	3	3	.	1	1	2
44	F	8	.	1	.	.	.	1	.	.	.	.	.
40-44	M	252	17	23	46	39	38	25	17	17	11	5	14
40-44	F	257	16	27	32	45	26	40	29	22	7	2	11
45	M	18	1	3	3	2	2	2	.	1	.	2	1
45	F	9	.	1	1	1	.	4	.	.	.	.	.
46	M	4	.	.	.	.	.	.	.	.	.	.	.
46	F	4	.	.	.	.	.	.	.	.	.	.	.
47	M	2	.	.	.	.	.	.	.	.	.	.	.
47	F	2	.	.	.	.	.	.	.	.	.	.	.
48	M	.	.	.	.	.	.	.	.	.	.	.	.
48	F	.	.	.	.	.	.	.	.	.	.	.	.
49	M	.	.	.	.	.	.	.	.	.	.	.	.
49	F	.	.	.	.	.	.	.	.	.	.	.	.
45-49	M	25	1	4	3	3	3	3	.	2	.	4	1
45-49	F	15	1	1	1	3	.	5	.	1	.	1	2
TOTAL M		13,770	4,513	3,980	2,637	1,375	632	318	137	72	44	25	37
TOTAL F		13,061	4,168	3,891	2,490	1,224	597	360	152	90	42	13	34

\*—parity has been taken to mean the number of children born (live and still) to the mother as the result of previous pregnancies.

**ABSTRACT 11a. Northern Ireland: Legitimate live births by sex,  
age of mother and parity, 1980**

Age of Mother	Total	Number of previous children born (live only)										
		0	1	2	3	4	5	6	7	8	9	10 and over
16 M	23	23	.	.	.	.	.	.	.	.	.	.
16 F	22	22	.	.	.	.	.	.	.	.	.	.
17 M	101	96	5	.	.	.	.	.	.	.	.	.
17 F	87	77	10	.	.	.	.	.	.	.	.	.
18 M	248	213	32	3	.	.	.	.	.	.	.	.
18 F	242	197	43	1	1	.	.	.	.	.	.	.
19 M	428	341	81	3	3	.	.	.	.	.	.	.
19 F	402	294	98	8	2	.	.	.	.	.	.	.
16-19 M	800	673	118	6	3	.	.	.	.	.	.	.
16-19 F	753	590	151	9	3	.	.	.	.	.	.	.
20 M	632	419	181	30	2	.	.	.	.	.	.	.
20 F	616	432	158	24	2	.	.	.	.	.	.	.
21 M	759	450	261	44	4	.	.	.	.	.	.	.
21 F	668	383	230	47	8	.	.	.	.	.	.	.
22 M	873	457	311	82	21	2	.	.	.	.	.	.
22 F	781	382	307	76	13	3	.	.	.	.	.	.
23 M	872	403	309	124	29	4	3	.	.	.	.	.
23 F	864	388	337	107	25	6	1	.	.	.	.	.
24 M	941	396	342	141	46	11	5	.	.	.	.	.
24 F	848	332	312	159	36	9	.	.	.	.	.	.
20-24 M	4,077	2,125	1,404	421	102	17	8	.	.	.	.	.
20-24 F	3,777	1,917	1,344	413	84	18	1	.	.	.	.	.
25 M	948	327	343	203	51	20	4	.	.	.	.	.
25 F	867	300	322	159	66	20	.	.	.	.	.	.
26 M	928	312	327	188	74	20	6	1	.	.	.	.
26 F	915	317	315	187	70	18	4	2	2	.	.	.
27 M	983	257	373	220	91	31	9	1	.	1	.	.
27 F	888	243	296	207	96	31	13	2	.	.	.	.
28 M	816	184	268	206	112	28	10	1	4	2	1	.
28 F	769	186	268	202	83	21	9	.	.	.	.	.
29 M	841	171	264	247	98	40	14	5	.	2	.	.
29 F	790	157	265	209	91	46	13	8	.	1	.	.
25-29 M	4,516	1,251	1,575	1,064	426	139	43	8	4	5	1	.
25-29 F	4,229	1,203	1,466	964	406	136	39	12	2	1	.	.
30 M	741	129	220	197	121	48	17	6	2	1	.	.
30 F	746	127	244	217	88	35	21	8	4	1	.	1
31 M	624	76	163	185	130	48	16	5	1	.	.	.
31 F	622	82	175	181	100	51	20	10	4	1	.	1
32 M	557	72	137	141	119	53	23	6	4	2	1	.
32 F	573	74	131	168	98	58	29	7	7	.	1	4
33 M	523	57	113	162	92	42	29	14	7	1	2	3
33 F	485	56	104	142	91	46	28	7	6	2	3	2
34 M	413	46	83	118	74	46	26	11	3	3	1	.
34 F	409	53	85	114	73	41	26	10	5	2	.	6
30-34 M	2,858	380	716	803	536	237	111	42	17	7	3	5
30-34 F	2,835	392	739	822	450	231	124	42	23	6	1	1
35 M	344	33	73	73	78	35	27	20	1	2	1	1
35 F	342	32	72	80	59	47	32	8	5	4	2	3
36 M	307	29	47	74	63	45	25	14	4	5	1	4
36 F	299	28	54	58	55	34	38	14	9	7	4	2
37 M	270	18	32	66	62	31	24	13	7	7	2	1
37 F	222	17	23	44	46	30	28	15	11	4	2	1
38 M	185	14	22	40	29	31	27	10	7	3	1	5
38 F	197	9	28	34	31	36	23	17	7	5	2	3
39 M	136	8	20	23	14	26	15	11	6	5	.	4
39 F	135	12	16	28	18	17	21	8	7	4	10	11
35-39 M	1,242	102	194	276	246	168	118	68	27	22	7	15
35-39 F	1,195	98	193	244	209	164	142	62	37	24	1	3
40 M	92	8	11	16	21	10	8	6	5	3	.	3
40 F	117	9	10	14	20	18	14	6	4	4	.	5
41 M	80	2	7	18	10	12	7	6	3	1	4	4
41 F	68	5	9	7	17	6	5	5	3	1	1	2
42 M	38	4	2	6	6	8	2	5	3	.	.	3
42 F	41	2	4	8	5	3	7	3	2	1	.	.
43 M	22	4	2	4	3	3	1	2	5	.	1	.
43 F	23	.	5	1	4	1	4	3	1	1	1	2
44 M	8	.	2	2	1	4	3	1	.	.	.	.
44 F	8	.	1	46	41	37	22	17	7	7	6	12
40-44 M	252	18	24	31	46	29	37	22	7	7	2	10
40-44 F	257	16	29	3	46	2	37	28	1	1	2	1
45 M	18	1	3	1	1	2	2	.	.	.	.	1
45 F	9	1	1	1	1	1	.	.	.	.	.	.
46 M	4	.	.	.	.	.	.	.	.	.	.	.
46 F	4	.	.	.	1	.	1	.	1	.	1	.
47 M	2	.	.	.	.	.	.	.	.	.	.	.
47 F	2	.	.	.	1	.	.	.	.	1	.	.
48 M	.	.	.	.	.	.	.	.	.	.	.	.
48 F	.	.	.	.	.	.	.	.	.	.	.	.
49 M	1	.	.	.	.	.	.	.	1	.	.	.
49 F	.	.	.	.	.	.	.	.	.	.	.	.
45-49 M	25	1	4	3	3	3	3	.	1	1	4	1
45-49 F	15	1	1	1	3	2	3	.	1	1	.	1
TOTAL M	13,770	4,550	4,035	2,619	1,357	601	305	140	67	42	24	30
TOTAL F	13,061	4,217	3,923	2,484	1,201	580	345	145	85	39	11	31

**ABSTRACT 12. Northern Ireland: Live births by age of mother and live-birth order\*, 1980**

Live-birth order	Age of mother (years)									
	Total	under 15	15-19	20-24	25-29	30-34	35-39	40-44	45-49	50+
Total live births	28,582	8	2,116	8,467	9,058	5,844	2,524	524	41	.
First	10,518	8	1,826	4,655	2,767	923	287	49	3	.
Second	7,958	.	269	2,748	3,041	1,455	387	53	5	.
Third	5,103	.	15	834	2,028	1,625	520	77	4	.
Fourth	2,558	.	6	186	832	986	455	87	6	.
Fifth	1,181	.	.	35	275	468	332	66	5	.
Sixth	650	.	.	8	82	235	260	59	6	.
Seventh	285	.	.	1	20	84	130	50	.	.
Eighth	152	.	.	.	6	40	64	39	3	.
Ninth	81	.	.	.	6	13	46	14	2	.
Tenth	96	.	.	.	1	15	43	30	7	.

\*Live-birth order is the numerical order of the child in relation to all previous live-born issue of the mother irrespective of whether the pregnancies were nuptial or extra-nuptial.

**ABSTRACT 13. Northern Ireland: Legitimate live births by sex, age of mother and duration of marriage, 1980**

Duration of Marriage			All ages	AGE OF MOTHER													
				16	17	18	19	20	21	22	23	25	25-29	30-34	35-39	40-44	45-49
MONTHS	0 M	.	.	.	.	.	.	.	.	.	.	.	.	.	.	.	.
	0 F	.	.	.	.	.	.	.	.	.	.	.	.	.	.	.	.
	1-2 M	121	9	14	16	25	15	10	13	5	4	6	4	.	.	.	.
	1-2 F	126	10	6	29	22	17	11	3	6	4	14	3	1	.	.	.
	3-5 M	633	13	53	106	118	94	77	50	37	29	39	11	4	2	.	.
	3-5 F	543	9	46	101	97	94	52	45	20	18	48	9	3	1	.	.
	6-8 M	403	1	18	44	61	70	52	45	25	18	50	12	6	1	.	.
	6-8 F	342	3	16	34	48	67	40	32	17	14	47	17	7	.	.	.
	9-11 M	523	.	6	23	47	59	80	65	52	34	113	32	11	1	.	.
9-11 F	475	.	4	19	48	71	57	40	54	38	90	40	13	1	.	.	
YEARS	0 M	1,680	23	91	189	251	238	219	173	119	85	208	59	21	4	.	.
	0 F	1,486	22	72	183	215	249	160	120	97	74	199	69	24	2	.	.
	1 M	1,540	.	10	49	127	218	221	186	156	131	323	87	28	4	.	.
	1 F	1,494	.	14	45	124	189	183	189	160	126	312	102	41	9	.	.
	2 M	1,379	.	.	10	38	117	185	205	150	156	382	98	30	7	1	.
	2 F	1,377	.	1	14	54	127	171	176	180	111	415	94	28	5	1	.
	3 M	1,367	.	.	.	12	51	94	165	173	142	542	143	38	6	1	.
	3 F	1,273	.	.	.	9	43	109	163	159	148	467	134	31	10	.	.
	4 M	1,325	.	.	.	.	8	34	96	139	174	646	179	39	10	.	.
	4 F	1,191	.	.	.	.	7	34	89	138	142	559	170	45	7	.	.
	5 M	1,162	.	.	.	.	.	6	41	84	132	634	207	52	5	1	.
	5 F	1,130	.	.	.	.	1	9	37	91	126	620	213	30	3	.	.
	6 M	1,017	.	.	.	.	.	.	7	39	83	601	230	50	7	.	.
	6 F	1,045	.	.	.	.	.	1	7	27	93	577	293	43	4	.	.
	7 M	949	.	.	.	.	.	.	.	10	27	508	330	64	10	.	.
	7 F	849	.	.	.	.	.	.	.	10	22	463	287	59	8	.	.
	8 M	781	.	.	.	.	.	.	.	2	11	343	349	67	9	.	.
	8 F	701	.	.	.	.	.	.	.	1	6	305	314	66	9	.	.
	9 M	585	.	.	.	.	.	.	.	.	.	200	310	62	13	.	.
	9 F	589	.	.	.	.	.	1	.	.	1	189	323	68	6	1	.
	10-14 M	1,520	.	.	.	.	.	.	.	.	.	129	818	514	53	6	.
	10-14 F	1,452	.	.	.	.	.	.	.	.	.	123	796	473	58	2	.
	15-19 M	408	.	.	.	.	.	.	.	.	.	.	48	266	84	10	.
	15-19 F	395	.	.	.	.	.	.	.	.	.	.	40	270	83	2	.
	20-24 M	53	.	.	.	.	.	.	.	.	.	.	.	11	38	4	.
	20-24 F	76	.	.	.	.	.	.	.	.	.	.	.	16	53	7	.
	25+ M	4	.	.	.	.	.	.	.	.	.	.	.	.	2	2	.
	25+ F	3	.	.	.	.	.	.	.	.	.	.	.	.	1	.	2
TOTAL M		13,770	23	101	248	428	632	759	873	872	941	4,516	2,858	1,242	252	25	.
TOTAL F		13,061	22	87	242	402	616	668	781	864	848	4,229	2,835	1,195	257	15	.

**ABSTRACT 14. Northern Ireland: Live births by age of mother,  
sex and legitimacy, 1980**

Age of Mother	ALL LIVE BIRTHS								
	All live births			Legitimate			Illegitimate		
	Both Sexes	Males	Females	Both Sexes	Males	Females	Both Sexes	Males	Females
12 . .	.	.	.	.	.	.	.	.	.
13 . .	3	2	1	.	.	.	3	2	1
14 . .	5	4	1	.	.	.	5	4	1
Under 15 . .	8	6	2	.	.	.	8	6	2
15 . .	25	13	12	.	.	.	25	13	12
16 . .	105	54	51	45	23	22	60	31	29
17 . .	316	172	144	188	101	87	128	71	57
18 . .	664	331	333	490	248	242	174	83	91
19 . .	1,006	506	500	830	428	402	176	78	98
15-19 . .	2,116	1,076	1,040	1,553	800	753	563	276	287
20 . .	1,393	711	682	1,248	632	616	145	79	66
21 . .	1,584	839	745	1,427	759	668	157	80	77
22 . .	1,761	926	835	1,654	873	781	107	53	54
23 . .	1,849	935	914	1,736	872	864	113	63	50
24 . .	1,880	982	898	1,789	941	848	91	41	50
20-24 . .	8,467	4,393	4,074	7,854	4,077	3,777	613	316	297
25 . .	1,904	1,000	904	1,815	948	867	89	52	37
26 . .	1,913	965	948	1,843	928	915	70	37	33
27 . .	1,934	1,021	913	1,871	983	888	63	38	25
28 . .	1,642	840	802	1,585	816	769	57	24	33
29 . .	1,665	864	801	1,631	841	790	34	23	11
25-29 . .	9,058	4,690	4,368	8,745	4,516	4,229	313	174	139
30 . .	1,522	757	765	1,487	741	746	35	16	19
31 . .	1,281	649	632	1,246	624	622	35	25	10
32 . .	1,152	569	583	1,130	557	573	22	12	10
33 . .	1,035	536	499	1,008	523	485	27	13	14
34 . .	854	431	423	822	413	409	32	18	14
30-34 . .	5,844	2,942	2,902	5,693	2,858	2,835	151	84	67
35 . .	716	364	352	686	344	342	30	20	10
36 . .	625	317	308	606	307	299	19	10	9
37 . .	507	278	229	492	270	222	15	8	7
38 . .	399	196	203	382	185	197	17	11	6
39 . .	277	137	140	271	136	135	6	1	5
35-39 . .	2,524	1,292	1,232	2,437	1,242	1,195	87	50	37
40 . .	213	95	118	209	92	117	4	3	1
41 . .	154	84	70	148	80	68	6	4	2
42 . .	84	41	43	79	38	41	5	3	2
43 . .	45	22	23	45	22	23	.	.	.
44 . .	28	20	8	28	20	8	.	.	.
40-44 . .	524	262	262	509	252	257	15	10	5
45 . .	27	18	9	27	18	9	.	.	.
46 . .	8	4	4	8	4	4	.	.	.
47 . .	5	2	3	4	2	2	1	.	1
48 . .	.	.	.	.	.	.	.	.	.
49 . .	1	1	.	1	1	.	.	.	.
45-49 . .	41	25	16	40	25	15	1	.	1
50+ . .	.	.	.	.	.	.	.	.	.
TOTAL . .	28,582	14,686	13,896	26,831	13,770	13,061	1,751	916	835

**ABSTRACT 15. Northern Ireland: Still-Births by sex,  
Legitimacy and age of mother, 1980**

Age of Mother	STILL-BIRTHS								
	All Still-births			Legitimate			Illegitimate		
	Male & Female	Male	Female	Male & Female	Male	Female	Male & Female	Male	Female
15	.	.	.	.	.	.	.	.	.
16	1	.	1	.	.	.	1	.	1
17	2	1	1	2	1	1	.	.	.
18	9	6	3	4	3	1	5	3	2
19	4	2	2	4	2	2	.	.	.
15-19	16	9	7	10	6	4	6	3	3
20	18	8	10	16	7	9	2	1	1
21	19	9	10	18	8	10	1	1	.
22	15	6	9	12	4	8	3	2	1
23	17	9	8	15	8	7	2	1	1
24	12	7	5	10	6	4	2	1	1
20-24	81	39	42	71	33	38	10	6	4
25	11	8	3	11	8	3	.	.	.
26	13	6	7	12	5	7	1	.	.
27	17	8	9	15	8	7	2	1	2
28	21	10	11	21	10	11	.	.	.
29	8	7	1	8	7	1	.	.	.
25-29	70	39	31	67	38	29	3	1	2
30	16	5	11	16	5	11	.	.	.
31	9	6	3	8	6	2	1	.	1
32	8	5	3	8	5	3	.	.	.
33	7	5	2	7	5	2	.	.	.
34	12	7	5	12	7	5	.	.	.
30-34	52	28	24	51	28	23	1	.	1
35	6	4	2	6	4	2	.	.	.
36	9	6	3	9	6	3	.	.	.
37	5	2	3	5	2	3	.	.	.
38	4	3	1	4	3	1	.	.	.
39	6	3	3	6	3	3	.	.	.
35-39	30	18	12	30	18	12	.	.	.
40	5	1	4	5	1	4	.	.	.
41	1	1	.	1	1	.	.	.	.
42	8	4	4	8	4	4	.	.	.
43	.	.	.	.	.	.	.	.	.
44	3	2	1	3	2	1	.	.	.
40-44	17	8	9	17	8	9	.	.	.
ALL AGES	266	141	125	246	131	115	20	10	10



# ABSTRACT 16. Northern Ireland: Still-births by sex, cause and period of gestation, 1980

Detailed List Number	CAUSE OF STILL-BIRTH	PERIOD OF GESTATION (WEEKS)																		45 and over
		Total	28	29	30	31	32	33	34	35	36	37	38	39	40	41	42	43	44	
740·0	Anencephalus . . . M F	12 22	1 3	. 2	1 4	. 5	2 2	1 2	4 .	. 1	2 2	. 1	1 .	. . .	. . .	. . .	. . .	. . .	. . .	. . .
740·2	Iniencephaly . . . M F	. 1	. . .	. . .	. . .	. . .	. . .	. . .	. . .	. . .	1 . .	. . .	. . .	. . .	. . .	. . .	. . .	. . .	. . .	. . .
741·0	Spina bifida with hydrocephalus M F	3 4	. . .	. . .	. . .	. . .	1 . .	. . .	. . .	. . .	. . .	1 1	2 . .	. 1	. . .	1 . .	. . .	. . .	. . .	. . .
741·9	Spina bifida without mention of hydrocephalus . . . M F	. 3	. . .	. . .	. . .	. . .	. . .	. . .	. . .	. . .	2 . .	. . .	1 . .	. . .	. . .	. . .	. . .	. . .	. . .	. . .
742·1	Microcephalus . . . M F	. 1	. . .	. . .	. . .	. . .	. . .	. . .	. . .	. . .	. 1	. . .	. . .	. . .	. . .	. . .	. . .	. . .	. . .	. . .
742·3	Congenital hydrocephalus . . M F	4 3	1 . .	. . .	1 . .	. . .	. . .	. . .	1 . .	. . .	1 . .	1 . .	1 1	. . .	. . .	1 . .	. . .	. . .	. . .	. . .
746·0	Anomalies of pulmonary valve . M F	1 . .	. . .	. . .	. . .	. . .	. . .	. . .	. . .	. . .	. . .	1 . .	. . .	. . .	. . .	. . .	. . .	. . .	. . .	. . .
753·0	Renal agenesis and dysgenesis . M F	. 1	. . .	. . .	. . .	. . .	. . .	. . .	. . .	. . .	. . .	. . .	1 . .	. . .	. . .	. . .	. . .	. . .	. . .	. . .
756·1	Anomalies of spine . . . M F	1 . .	. . .	. . .	. . .	. . .	. . .	. . .	. . .	. . .	. . .	. . .	1 . .	. . .	. . .	. . .	. . .	. . .	. . .	. . .
756·7	Anomalies of abdominal wall . M F	1 . .	. . .	. . .	. . .	1 . .	. . .	. . .	. . .	. . .	. . .	. . .	. . .	. . .	. . .	. . .	. . .	. . .	. . .	. . .
758·1	Patau's syndrome . . . M F	. 1	. . .	. . .	. . .	1 . .	. . .	. . .	. . .	. . .	. . .	. . .	. . .	. . .	. . .	. . .	. . .	. . .	. . .	. . .
789·7	Multiple congenital anomalies, M so described . . . F	3 1	1 . .	. . .	. . .	1 . .	. . .	. . .	1 . .	. . .	. . .	. . .	1 . .	. . .	. . .	. . .	. . .	. . .	. . .	. . .
760·0	Maternal hypertensive disorders M F	10 7	. . .	2 1	1 1	. 1	2 1	1 . .	2 1	1 . .	. . .	. 1	1 . .	. 1	. . .	. . .	. . .	. . .	. . .	. . .
760·2	Maternal infections . . . M F	1 . .	. . .	. . .	. . .	. . .	1 . .	. . .	. . .	. . .	. . .	. . .	. . .	. . .	. . .	. . .	. . .	. . .	. . .	. . .
761·1	Premature rupture of membranes . . . M F	3 1	. . .	2 . .	. 1	. . .	1 . .	. . .	. . .	. . .	. . .	. . .	. . .	. . .	. . .	. . .	. . .	. . .	. . .	. . .
761·3	Polyhydramnios . . . M F	2 . .	1 . .	. . .	1 . .	. . .	. . .	. . .	. . .	. . .	. . .	. . .	. . .	. . .	. . .	. . .	. . .	. . .	. . .	. . .
761·5	Multiple pregnancy . . . M F	3 1	. . .	2 . .	. . .	. . .	. . .	. . .	. . .	. . .	. 1	. . .	1 . .	. . .	. . .	. . .	. . .	. . .	. . .	. . .



761·7	Malpresentation before labour	M	2	.	.	1	.	.	.	.	.	.	.	.	1	.	.	.	.	.
		F	1	.	.	.	.	.	1	.	.	.	.	.	1	.	.	.	.	.
762·0	Placenta praevia	M	1	.	.	.	.	.	1	.	.	.	.	.	1	.	.	.	.	.
		F	1	.	.	.	.	.	.	.	.	.	.	.	.	.	.	.	.	.
762·1	Other forms of placental separation and haemorrhage	M	26	2	2	2	1	4	2	1	2	3	2	4	2	2	1	.	.	.
		F	15	1	1	1	1	2	1	1	.	.	.	1	1	1	1	.	.	.
762·2	Other and unspecified morphological and functional abnormalities of placenta	M	10	.	1	2	.	2	.	1	3	1	1	1	1	2	1	1	.	.
		F	17	1	.	1	.	2	.	1	.	.	.	2	1	2	1	1	.	.
762·4	Prolapsed cord	M	1	.	1	.	.	.	.	.	.	.	.	.	.	.	.	.	.	.
		F	1	.	.	.	.	.	.	.	.	.	.	.	.	1	.	.	.	.
762·5	Other compression of umbilical cord	M	12	.	.	1	1	1	.	1	.	1	1	1	2	2	2	2	.	.
		F	10	.	.	1	1	1	.	.	1	1	.	.	3	.	.	.	.	.
763·0	Breech delivery and extraction	M	2	.	.	.	.	.	.	.	1	1	.	.	.	.	.	.	.	.
		F	1	.	.	.	.	.	.	.	.	.	.	.	1	.	.	.	.	.
763·1	Other malpresentation, malposition and disproportion during labour and delivery	M	1	.	.	.	.	.	.	.	.	.	1	.	.	.	.	.	.	.
		F	.	.	.	.	.	.	.	.	.	.	.	.	.	.	.	.	.	.
763·8	Other complications of labour and delivery	M	2	.	.	.	.	.	.	.	.	.	.	.	1	.	1	.	.	.
		F	.	.	.	.	.	.	.	.	.	.	.	.	.	.	.	.	.	.
764·9	Foetal growth retardation, unspecified	M	3	.	.	.	1	1	.	.	1	1	.	1	.	1	.	1	.	.
		F	5	.	.	.	.	.	.	.	1	1	.	1	.	.	.	.	.	.
765·0	Extreme immaturity	M	1	.	.	.	1	.	.	.	.	.	.	.	.	.	.	.	.	.
		F	.	.	.	.	.	.	.	.	.	.	.	.	.	.	.	.	.	.
765·1	Other preterm infants	M	2	.	1	.	.	.	.	.	1	.	.	.	.	.	.	.	.	.
		F	1	.	.	.	.	.	.	.	.	1	.	.	.	.	.	.	.	.
768·0	Foetal death from asphyxia or anoxia before onset of labour or at unspecified time	M	7	.	.	1	.	.	.	.	1	3	1	.	2	1	1	1	.	.
		F	9	.	.	.	.	.	.	.	.	.	2	.	.	3	1	1	.	.
773·0	Haemolytic disease due to Rh isoimmunization	M	1	.	1	.	.	1	.	.	.	.	.	.	.	.	.	.	.	.
		F	1	.	.	.	.	.	.	.	.	.	.	.	.	.	.	.	.	.
773·3	Hydrops foetalis due to isoimmunization	M	1	.	.	.	.	.	.	1	.	.	.	.	.	.	.	.	.	.
		F	.	.	.	.	.	.	.	.	.	.	.	.	.	.	.	.	.	.
775·0	Syndrome of "infant of diabetic mother"	M	1	.	.	.	.	.	1	.	.	.	.	.	.	.	.	.	.	.
		F	.	.	.	.	.	.	.	.	.	.	.	.	.	.	.	.	.	.
779·9	Unspecified other and ill-defined conditions originating in the perinatal period	M	26	2	3	1	1	1	3	3	.	3	1	1	1	4	4	1	1	.
		F	16	1	1	.	.	1	1	3	1	1	1	1	.	.	.	.	.	.
	ALL CAUSES	M	141	8	14	11	5	15	8	15	6	10	9	15	7	10	6	2	.	.
		F	125	6	6	10	11	11	4	7	7	16	7	10	14	10	4	2	.	.



761·7	Malpresentation before labour	M	2	.	1	.	.	.	.	.	1	.	.	.	.	.	.
		F	1	.	.	.	.	.	.	.	.	.	.	.	.	.	.
762·0	Placenta praevia	M	1	.	.	.	1	.	.	.	.	.	.	.	.	.	.
		F	1	.	.	.	.	.	1	.	.	.	.	.	.	.	.
762·1	Other forms of placental separation and haemorrhage	M	26	.	1	5	5	4	3	1	2	5	.	.	.	.	.
		F	15	.	3	3	4	.	1	.	1	1	2	.	.	.	.
762·2	Other and unspecified morphological and functional abnormalities of placenta	M	10	1	.	3	3	.	.	1	2	.	.	.	.	.	.
		F	17	1	4	2	1	.	3	1	1	2	1	1	1	.	.
762·4	Prolapsed cord	M	1	.	.	1	.	.	.	.	.	.	.	.	.	.	.
		F	1	.	.	.	.	.	.	.	.	1	.	.	.	.	.
762·5	Other compression of umbilical cord	M	12	1	.	1	2	.	2	.	.	2	2	.	2	.	.
		F	10	.	1	2	1	.	.	3	2	1	.	.	.	.	.
763·0	Breech delivery and extraction	M	2	.	.	1	1	.	.	.	.	.	.	.	.	.	.
		F	1	.	.	.	.	.	.	.	.	1	.	.	.	.	.
763·1	Other malpresentation, malposition and disproportion during labour and delivery	M	1	.	.	.	1	.	.	.	.	.	.	.	.	.	.
		F	.	.	.	.	.	.	.	.	.	.	.	.	.	.	.
763·8	Other complications of labour and delivery	M	2	.	.	.	.	.	.	.	1	.	.	1	.	.	.
		F	.	.	.	.	.	.	.	.	.	.	.	.	.	.	.
764·9	Foetal growth retardation, unspecified	M	3	.	.	1	.	1	.	.	.	.	.	.	.	.	.
		F	5	1	1	1	.	1	.	.	.	.	.	.	.	.	.
765·0	Extreme immaturity	M	1	.	1	.	.	.	.	.	.	.	.	.	.	.	.
		F	.	.	.	.	.	.	.	.	.	.	.	.	.	.	.
765·1	Other preterm infants	M	2	.	.	2	.	.	.	.	.	.	.	.	.	.	.
		F	1	.	.	1	.	.	.	.	.	.	.	.	.	.	.
768·0	Foetal death from asphyxia or anoxia before onset of labour or at unspecified time	M	7	.	.	2	2	1	.	.	1	1	1	1	1	.	.
		F	9	.	.	1	.	1	.	1	1	3	1	1	.	.	.
773·0	Haemolytic disease due to Rh isoimmunization	M	1	.	.	.	1	1	.	.	.	.	.	.	.	.	.
		F	1	.	.	.	.	.	.	.	.	.	.	.	.	.	.
773·3	Hydrops foetalis due to isoimmunization	M	1	.	.	.	.	1	.	.	.	.	.	.	.	.	.
		F	.	.	.	.	.	.	.	.	.	.	.	.	.	.	.
775·0	Syndrome of "infant of diabetic mother"	M	1	.	.	1	.	.	.	.	.	.	.	.	.	.	.
		F	.	.	.	.	.	.	.	.	.	.	.	.	.	.	.
779·9	Unspecified other and ill-defined conditions originating in the perinatal period	M	26	1	2	5	4	3	1	3	.	1	3	2	1	.	.
		F	16	.	2	1	4	2	2	2	.	1	2	.	.	.	.
	TOTAL ALL CAUSES	M	141	4	9	40	27	14	12	6	7	10	5	3	4	.	.
		F	125	4	22	28	18	7	8	8	6	15	7	2	.	.	.

**ABSTRACT 18. Northern Ireland: Still-births by sex, age of mother  
and parity\*, 1980**

AGE OF MOTHER	Total still- births	PARITY OF MOTHER										
		0	1	2	3	4	5	6	7	8	9	10 and over
16 years	M	.	.	.	.	.	.	.	.	.	.	.
	F	1	.	.	.	.	.	.	.	.	.	.
17 years	M	1	1	.	.	.	.	.	.	.	.	.
	F	.	.	.	.	.	.	.	.	.	.	.
18 years	M	6	.	.	.	.	.	.	.	.	.	.
	F	3	.	.	.	.	.	.	.	.	.	.
19 years	M	2	2	.	.	.	.	.	.	.	.	.
	F	2	1	.	.	.	.	.	.	.	.	.
Under 20 years	M	9	8	1	.	.	.	.	.	.	.	.
	F	7	1	.	.	.	.	.	.	.	.	.
20 years	M	8	6	2	.	.	.	.	.	.	.	.
	F	10	7	3	.	.	.	.	.	.	.	.
21 years	M	9	5	3	.	.	.	.	.	.	.	.
	F	10	4	5	.	1	.	.	.	.	.	.
22 years	M	6	3	2	1	.	.	.	.	.	.	.
	F	9	5	2	.	.	.	.	.	.	.	.
23 years	M	9	4	3	1	1	.	.	.	.	.	.
	F	8	4	4	.	.	.	.	.	.	.	.
24 years	M	7	3	4	.	.	.	.	.	.	.	.
	F	5	3	1	1	.	.	.	.	.	.	.
20-24 years	M	39	21	15	2	1	.	.	.	.	.	.
	F	42	23	15	2	2	.	.	.	.	.	.
25 years	M	8	3	1	4	.	.	.	.	.	.	.
	F	3	2	1	.	.	.	.	.	.	.	.
26 years	M	6	3	.	2	.	.	.	.	.	.	.
	F	7	5	2	.	.	.	.	.	.	.	.
27 years	M	8	5	1	4	2	.	1	.	.	.	.
	F	9	5	1	2	.	.	.	.	.	.	.
28 years	M	10	2	3	2	3	.	.	.	.	.	.
	F	11	3	3	4	1	.	.	.	.	.	.
29 years	M	7	2	2	2	.	1	.	.	.	.	.
	F	1	.	1	.	.	.	.	.	.	.	.
25-29 years	M	39	10	8	14	3	2	1	.	.	.	.
	F	31	15	6	8	2	.	.	.	.	.	.
30 years	M	5	1	2	4	1	.	.	.	.	.	.
	F	11	2	4	.	1	.	.	.	.	.	.
31 years	M	6	1	.	1	1	1	1	.	1	.	.
	F	3	1	.	.	.	.	.	.	.	.	.
32 years	M	5	1	2	2	.	.	.	.	.	.	.
	F	3	1	.	1	.	.	.	.	.	.	.
33 years	M	5	1	.	1	3	.	.	.	.	.	.
	F	2	.	1	.	.	.	.	.	.	.	.
34 years	M	7	.	2	3	1	1	.	.	.	.	.
	F	5	.	.	3	2	.	.	.	.	.	.
30-34 years	M	28	4	6	7	6	3	1	.	1	.	.
	F	24	5	5	7	2	4	.	.	.	.	.
35 years	M	4	1	1	1	1	.	1	.	.	.	.
	F	2	.	.	.	.	.	.	.	.	.	.
36 years	M	6	.	2	2	1	.	1	.	.	.	.
	F	3	.	.	1	.	.	.	.	.	.	.
37 years	M	2	.	.	.	.	1	1	.	.	.	.
	F	3	.	.	2	.	.	.	1	.	.	.
38 years	M	3	.	.	.	1	1	.	1	.	.	.
	F	1	.	.	.	.	1	.	.	.	.	.
39 years	M	3	.	1	.	.	.	1	.	.	.	.
	F	3	.	.	.	1	2	.	.	.	.	.
35-39 years	M	18	1	4	3	2	3	2	3	.	.	.
	F	12	.	.	3	2	5	.	1	.	.	.
40 years	M	4	.	1	1	.	.	1	.	.	1	.
	F	4	.	.	.	.	.	.	.	.	.	.
41 years	M	1	.	.	.	.	.	.	.	1	.	.
	F	.	.	.	.	.	.	.	.	.	.	.
42 years	M	4	1	2	.	.	.	.	.	.	.	.
	F	.	.	.	.	.	.	.	.	.	.	.
43 years	M	.	.	.	.	.	.	.	.	.	.	.
	F	.	.	.	.	.	.	.	.	.	.	.
44 years	M	2	.	.	.	1	.	.	1	.	.	.
	F	1	.	.	.	.	.	.	1	.	.	.
40-44 years	M	8	1	2	.	.	2	.	1	1	.	.
	F	9	.	1	1	.	1	1	1	2	1	.

\* See definition at foot of Abstract 11.

ABSTRACT 19. Northern Ireland: Quarterly incidence of deaths, by District Council Area, month and sex with quarterly totals, 1980

AREA	Total	January	February	March	April	May	June	2nd quarter	July	August	September	3rd quarter	October	November	December	4th quarter
Northern Ireland	8,832	927	766	821	795	729	746	2,270	656	581	646	1,883	720	692	753	2,165
Ards	8,003	830	710	645	737	664	633	2,034	660	562	597	1,819	668	573	724	1,965
Belfast	343	33	30	41	30	29	27	86	26	20	22	88	26	28	31	85
Belfast	335	32	31	28	17	28	25	70	29	25	29	83	29	26	36	91
Belfast	2,089	217	197	195	174	172	171	517	161	152	148	461	168	165	168	502
Belfast	2,112	226	176	160	212	175	173	560	175	149	169	494	161	147	188	496
Castlereagh	328	36	29	31	28	23	29	89	25	21	31	94	21	25	25	111
Castlereagh	289	30	22	23	25	18	26	69	18	19	20	66	27	27	31	79
Down	319	29	33	20	25	18	29	79	34	28	22	75	22	21	31	83
Down	233	23	17	24	19	15	14	48	23	20	17	62	23	17	21	61
Lisburn	414	47	31	46	32	40	33	105	27	20	25	82	43	30	31	103
Lisburn	410	50	24	30	33	54	28	115	36	31	36	102	35	25	36	94
North Down	346	42	31	30	37	39	23	87	23	21	21	97	31	32	31	89
North Down	423	43	47	32	42	39	29	110	30	26	28	94	25	32	51	108
Antrim	172	16	14	11	16	11	17	44	14	8	16	35	13	18	13	44
Antrim	143	21	14	11	15	11	13	29	14	16	13	33	13	15	15	42
Ballymena	340	35	29	39	29	37	35	101	28	17	23	68	13	18	26	68
Ballymena	276	21	19	22	32	26	24	82	27	16	19	62	33	22	15	70
Ballymoney	131	14	13	12	17	8	13	33	9	13	11	33	9	7	8	24
Ballymoney	190	12	4	21	7	8	19	24	9	6	9	24	8	5	8	21
Carrickfergus	124	13	11	12	7	10	15	32	6	11	10	27	14	6	14	29
Carrickfergus	138	23	15	13	9	9	17	35	12	3	13	28	17	7	13	34
Coleraine	268	31	21	19	21	22	14	57	17	22	22	61	21	32	20	69
Coleraine	196	15	14	11	18	21	16	55	17	10	14	41	17	22	17	60
Cookstown	143	15	18	7	13	12	14	41	8	7	8	23	13	15	11	39
Cookstown	107	17	9	7	9	12	5	26	6	5	14	25	10	8	5	23
Larne	165	23	13	16	16	15	9	40	8	13	14	35	16	11	11	38
Larne	143	11	17	16	16	9	16	31	12	11	8	31	18	11	8	37
Magherafelt	175	13	12	14	20	13	12	45	23	10	14	47	12	15	17	44
Magherafelt	132	13	9	15	20	17	16	53	13	9	5	27	16	7	12	35
Moyle	95	9	6	10	7	4	4	15	9	7	3	21	11	8	10	29
Moyle	77	10	6	10	9	1	8	18	7	2	3	12	6	9	6	21
Newtownabbey	355	30	31	39	30	25	23	78	30	21	24	75	28	28	46	102
Newtownabbey	334	34	31	31	31	22	25	78	25	26	22	73	22	25	32	79
Armagh	264	31	14	26	22	18	32	72	16	22	24	62	18	20	21	59
Armagh	209	18	24	16	23	17	20	60	15	19	14	48	14	10	19	43
Banbridge	192	17	13	12	22	13	22	57	13	10	17	40	10	18	18	46
Banbridge	175	21	13	18	22	19	11	45	11	15	15	41	12	13	12	37
Craigavon	396	36	28	38	37	39	30	106	28	21	28	77	37	31	43	111
Craigavon	352	34	28	33	35	31	32	98	22	20	21	66	30	22	38	89
Dungannon	295	40	17	34	25	21	19	65	23	22	21	39	22	22	25	65
Dungannon	218	29	22	17	13	18	15	46	14	14	11	110	43	23	28	73
Newry and Mourne	468	53	49	40	43	35	35	113	44	25	41	137	43	30	37	103
Newry and Mourne	364	35	37	30	36	32	18	82	33	21	24	78	30	36	42	102
Fermanagh	385	39	36	27	38	36	38	112	24	27	19	70	40	36	25	101
Fermanagh	285	32	26	17	22	20	26	68	31	22	17	70	22	22	29	72
Limavady	139	14	13	15	16	8	12	36	7	7	13	23	11	15	13	39
Limavady	96	7	11	2	20	10	9	39	10	7	6	22	7	2	5	14
Londonderry	438	38	25	36	49	42	47	138	27	31	37	95	34	40	32	106
Londonderry	428	34	29	39	37	25	36	98	33	30	32	95	26	35	40	113
Onagh	271	16	34	23	24	26	30	80	22	17	14	51	16	19	22	67
Onagh	256	28	26	28	24	16	19	59	22	21	18	61	16	16	22	54
Strabane	162	12	11	13	19	17	13	49	9	6	16	31	13	7	21	41
Strabane	162	12	11	13	18	15	13	46	15	10	13	38	16	17	9	42

# ABSTRACT 20. Northern Ireland: Causes

Detailed List	CAUSES OF DEATH	AGES AT										
		ALL AGES	Under 4 weeks	Total under one year	1-	2-	3-	4-	5-	10-	15-	
	TOTAL DEATHS (All Causes) {M F	8,832 8,003	133 96	222 160	14 15	7 5	6 2	4 5	27 19	35 25	87 27	
001-139	I Infectious and Parasitic Diseases {M F	36 31	1 1	1 5	2 .	. .	. .	. .	1 1	1 3	3 1	
140-200	II Neoplasms [a] Cancer {M F	1,490 1,395	. .	. .	2 1	2 1	. .	1 .	2 .	1 2	2 2	
202-203, 201, 204-239	[b] Other Neoplasms {M F	99 82	. .	1 .	1 .	. .	. 1	4 5	1 1	1 3	1 1	
240-279	III Endocrine, Nutritional and Metabolic Diseases and Immunity Disorders {M F	72 112	. .	1 1	1 1	1 .	. .	. .	1 1	. .	. .	
280-289	IV Diseases of Blood and Blood-forming Organs {M F	26 32	. .	1 .	. .	. .	. .	. .	1 .	. .	. .	
290-319	V Mental Disorders {M F	21 23	. .	. .	. .	. .	. .	. .	. .	. .	. .	
320-389	VI Diseases of the Nervous System and Sense Organs {M F	102 91	2 1	8 4	2 1	1 .	. .	1 1	2 4	2 3	2 3	
390-459	VII Diseases of the Circulatory System {M F	4,548 4,291	2 1	3 1	. .	. .	. .	1 .	4 .	2 1	2 1	
460-519	VII Diseases of the Respiratory System {M F	1,213 1,042	2 1	51 26	1 5	1 1	2 .	1 2	3 1	2 1	2 1	
520-579	IX Diseases of the Digestive System {M F	226 239	. .	1 4	. .	. 1	1 1	1 .	1 1	1 1	1 1	
580-629	X Diseases of the Genito-Urinary System {M F	162 105	. .	. .	1 .	. .	. .	. .	1 .	1 .	. .	
630-676	XI Complications of Pregnancy, Childbirth and the Puerperium F	2	. .	. .	. .	. .	. .	. .	. .	. .	. .	
680-709	XII Diseases of the Skin and Subcutaneous Tissue {M F	7	. .	. .	. .	. .	. .	. .	. .	. .	. .	
710-739	XIII Diseases of the Musculo-skeletal System and Connective Tissue {M F	12 28	. .	. .	. .	. .	. .	. .	. .	. .	1 .	
740-759	XIV Congenital Anomalies {M F	87 75	46 36	66 59	4 5	2 .	1 .	2 .	3 3	4 1	3 1	
760-779	XV Certain Conditions originating in the Perinatal Period {M F	81 59	78 56	81 59	. .	. .	. .	. .	. .	. .	. .	
780-799	XVI Symptoms, Signs and Ill-defined Conditions {M F	11 16	. .	1 .	. .	. .	. .	. .	. .	. .	. .	
800-999	XVII Injury and Poisoning {M F	650 546	3 .	8 1	2 1	1 2	2 1	2 2	14 10	19 9	68 15	

of death at different age-periods, 1980.

DEATH																Detailed List
20-	25-	30-	35-	40-	45-	50-	55-	60-	65-	70-	75-	80-	85-	90-	95 and over	
104 25	82 29	80 45	85 51	125 91	215 99	353 216	666 398	829 507	1,204 792	1,449 1,120	1,347 1,337	1,083 1,408	549 995	217 463	42 169	} M F
1 2 1 . . . . 1 5 1 . 5 2 3 2 1 . . . . 1 1 . . . . 1 1 . . . . 89 13	. 6 3 2 . . . . 1 .<															

**ABSTRACT 20 (continued). Northern Ireland: Causes**

Detailed List	CAUSES OF DEATH	AGES AT									
		ALL AGES	Under 4 weeks	Total under one year	1-	2-	3-	4-	5-	10-	15-
I. Infective and Parasitic Diseases											
001-009	Intestinal Infectious Diseases {M F}	3	.	1	.	.	.	.	.	.	.
001	Cholera {M F}	.	.	.	.	.	.	.	.	.	.
002	Typhoid and Paratyphoid fevers {M F}	.	.	.	.	.	.	.	.	.	.
003	Other Salmonella infections {M F}	1	.	.	.	.	.	.	.	.	.
004	Shigellosis {M F}	.	.	.	.	.	.	.	.	.	.
005	Other food poisoning (bacterial) {M F}	.	.	.	.	.	.	.	.	.	.
006	Amoebiasis {M F}	.	.	.	.	.	.	.	.	.	.
007	Other protozoal infectious diseases {M F}	.	.	.	.	.	.	.	.	.	.
008	Intestinal infections due to other organisms {M F}	2	.	1	.	.	.	.	.	.	.
009	Ill-defined intestinal infections {M F}	.	.	.	.	.	.	.	.	.	.
010-018	Tuberculosis {M F}	19 8	.	.	1	.	.	.	.	.	.
010	Primary tuberculosis infection {M F}	.	.	.	.	.	.	.	.	.	.
011	Pulmonary tuberculosis {M F}	15 7	.	.	.	.	.	.	.	.	.
012	Other respiratory tuberculosis {M F}	.	.	.	.	.	.	.	.	.	.
013	Tuberculosis of meninges and central nervous system {M F}	1	.	.	1	.	.	.	.	.	.
014	Tuberculosis of intestines, peritoneum and mesenteric glands {M F}	.	.	.	.	.	.	.	.	.	.
015	Tuberculosis of bones and joints {M F}	.	.	.	.	.	.	.	.	.	.
016	Tuberculosis of genito urinary system {M F}	2	.	.	.	.	.	.	.	.	.
017	Tuberculosis of other organs {M F}	1	.	.	.	.	.	.	.	.	.
018	Miliary tuberculosis {M F}	1	.	.	.	.	.	.	.	.	.
020-027	Zoonotic bacterial diseases {M F}	.	.	.	.	.	.	.	.	.	.
020	Plague {M F}	.	.	.	.	.	.	.	.	.	.
021	Tularaemia {M F}	.	.	.	.	.	.	.	.	.	.
022	Anthrax {M F}	.	.	.	.	.	.	.	.	.	.
023	Brucellosis {M F}	.	.	.	.	.	.	.	.	.	.



of death at different age-periods, 1980.

DEATH																Detailed List
20-	25-	30-	35-	40-	45-	50-	55-	60-	65-	70-	75-	80-	85-	90-	95 and over	
.	.	.	.	.	.	.	7	.	.	.	.	7	.	.	.	M } 001-009 F }
.	.	.	.	.	.	.	.	.	.	.	.	.	.	.	.	M } 001 F }
.	.	.	.	.	.	.	.	.	.	.	.	.	.	.	.	M } 002 F }
.	.	.	.	.	.	.	1	.	.	.	.	.	.	.	.	M } 003 F }
.	.	.	.	.	.	.	.	.	.	.	.	.	.	.	.	M } 004 F }
.	.	.	.	.	.	.	.	.	.	.	.	.	.	.	.	M } 005 F }
.	.	.	.	.	.	.	.	.	.	.	.	.	.	.	.	M } 006 F }
.	.	.	.	.	.	.	.	.	.	.	.	.	.	.	.	M } 007 F }
.	.	.	.	.	.	.	.	.	.	.	.	1	.	.	.	M } 008 F }
.	.	.	.	.	.	.	.	.	.	.	.	.	.	.	.	M } 009 F }
.	.	.	7	.	7	3	2	3	7	4	2	7	.	.	.	M } 010-018 F }
.	.	.	.	.	.	.	.	.	.	.	.	.	.	.	.	M } 010 F }
.	.	.	1	.	1	3	2	.	1	4	2	1	.	.	.	M } 011 F }
.	.	.	.	.	.	.	.	.	.	.	.	.	.	.	.	M } 012 F }
.	.	.	.	.	.	.	.	.	.	.	.	.	.	.	.	M } 013 F }
.	.	.	.	.	.	.	.	.	.	.	.	.	.	.	.	M } 014 F }
.	.	.	.	.	.	.	.	.	.	.	.	.	.	.	.	M } 015 F }
.	.	.	.	.	.	.	.	2	.	.	.	.	.	.	.	M } 016 F }
.	.	.	.	.	.	.	.	1	.	.	.	.	.	.	.	M } 017 F }
.	.	.	.	.	.	.	.	.	.	.	1	.	.	.	.	M } 018 F }
.	.	.	.	.	.	.	.	.	.	.	.	.	.	.	.	M } 020-027 F }
.	.	.	.	.	.	.	.	.	.	.	.	.	.	.	.	M } 020 F }
.	.	.	.	.	.	.	.	.	.	.	.	.	.	.	.	M } 021 F }
.	.	.	.	.	.	.	.	.	.	.	.	.	.	.	.	M } 022 F }
.	.	.	.	.	.	.	.	.	.	.	.	.	.	.	.	M } 023 F }

# ABSTRACT 20 (continued). Northern Ireland: Causes

Detailed List	CAUSES OF DEATH	AGES AT									
		ALL AGES	Under 4 weeks	Total under one year	1-	2-	3-	4-	5-	10-	15-
024	Glanders . . . . . {M F	.	.	.	.	.	.	.	.	.	.
025	Melioidosis . . . . . {M F	.	.	.	.	.	.	.	.	.	.
026	Rat-bite fever . . . . . {M F	.	.	.	.	.	.	.	.	.	.
027	Other zoonotic bacterial diseases {M F	.	.	.	.	.	.	.	.	.	.
030-041	Other bacterial diseases . {M F	3 7	7	7	.	.	.	.	.	.	.
030	Leprosy . . . . . {M F	.	.	.	.	.	.	.	.	.	.
031	Diseases due to other mycobacteria {M F	.	.	.	.	.	.	.	.	.	.
032	Diphtheria . . . . . {M F	.	.	.	.	.	.	.	.	.	.
033	Whooping cough . . . . . {M F	.	.	.	.	.	.	.	.	.	.
034	Streptococcal sore throat and scarlatina . . . . . {M F	.	.	.	.	.	.	.	.	.	.
035	Erysipelas . . . . . {M F	.	.	.	.	.	.	.	.	.	.
036	Meningococcal infection . . {M F	.	.	.	.	.	.	.	.	.	.
037	Tetanus . . . . . {M F	.	.	.	.	.	.	.	.	.	.
038	Septicaemia . . . . . {M F	3 6	1	1	.	.	.	.	.	.	.
039	Actinomycotic infections . . {M F	.	.	.	.	.	.	.	.	.	.
040	Other bacterial diseases . . {M F	1	.	.	.	.	.	.	.	.	.
041	Bacterial infection in conditions classified elsewhere and of unspecified site . . . . . {M F	.	.	.	.	.	.	.	.	.	.
045-049	Poliomyelitis and other non-arthropod borne viral diseases of the central nervous system . {M F	3 7	.	.	7	.	.	.	.	.	7
045	Acute poliomyelitis . . . . . {M F	.	.	.	.	.	.	.	.	.	.
046	Slow virus infection of central nervous system . . . . . {M F	1	.	.	.	.	.	.	.	.	1
047	Meningitis due to enterovirus . {M F	.	.	.	.	.	.	.	.	.	.
048	Other enterovirus diseases of central nervous system . . {M F	.	.	.	.	.	.	.	.	.	.
049	Other non-arthropod borne viral diseases of the central nervous system . . {M F	2 1	.	.	1	.	.	.	.	.	.
050-057	Viral diseases accompanied by exanthem . . . . . {M F	3	.	.	.	.	.	.	7	.	7
050	Smallpox . . . . . {M F	.	.	.	.	.	.	.	.	.	.

of death at different age-periods, 1980.

DEATH

20-	25-	30-	35-	40-	45-	50-	55-	60-	65-	70-	75-	80-	85-	90-	95 and over	Detailed List
.	.	.	.	.	.	.	.	.	.	.	.	.	.	.	.	M } 024
.	.	.	.	.	.	.	.	.	.	.	.	.	.	.	.	F } 025
.	.	.	.	.	.	.	.	.	.	.	.	.	.	.	.	M } 026
.	.	.	.	.	.	.	.	.	.	.	.	.	.	.	.	F } 027
.	.	.	.	.	.	.	.	.	.	.	.	.	.	.	.	M } 030-041
.	.	.	.	1	.	.	.	.	1	1	1	2	.	.	.	F } 030
.	.	.	.	.	.	.	.	.	.	.	.	.	.	.	.	M } 031
.	.	.	.	.	.	.	.	.	.	.	.	.	.	.	.	F } 032
.	.	.	.	.	.	.	.	.	.	.	.	.	.	.	.	M } 033
.	.	.	.	.	.	.	.	.	.	.	.	.	.	.	.	F } 034
.	.	.	.	.	.	.	.	.	.	.	.	.	.	.	.	M } 035
.	.	.	.	.	.	.	.	.	.	.	.	.	.	.	.	F } 036
.	.	.	.	.	.	.	.	.	.	.	.	.	.	.	.	M } 037
.	.	.	.	.	.	.	.	.	.	.	.	.	.	.	.	F } 038
.	.	.	.	1	.	.	.	.	1	1	1	2	.	.	.	M } 039
.	.	.	.	.	.	.	.	.	.	.	.	.	.	.	.	F } 040
.	.	.	.	.	.	.	.	.	.	.	1	.	.	.	.	M } 041
.	.	.	.	.	.	.	.	.	.	.	.	.	.	.	.	F } 045-049
1	.	.	.	.	.	.	1	.	.	.	.	.	.	.	.	M } 045
.	.	.	.	.	.	.	.	.	.	.	.	.	.	.	.	F } 046
.	.	.	.	.	.	.	.	.	.	.	.	.	.	.	.	M } 047
.	.	.	.	.	.	.	.	.	.	.	.	.	.	.	.	F } 048
1	.	.	.	.	.	.	1	.	.	.	.	.	.	.	.	M } 049
.	.	.	.	.	.	.	.	.	.	.	1	.	.	.	.	F } 050-057
.	.	.	.	.	.	.	.	.	.	.	.	.	.	.	.	M } 050

# ABSTRACT 20 (continued). Northern Ireland: Causes

Detailed List	CAUSES OF DEATH	AGES AT									
		ALL AGES	Under 4 weeks	Total under one year	1-	2-	3-	4-	5-	10-	15-
051	Cowpox and paravaccinia . {M F	.	.	.	.	.	.	.	.	.	.
052	Chickenpox . . . . {M F	.	.	.	.	.	.	.	.	.	.
053	Herpes zoster . . . . {M F	.	.	.	.	.	.	.	.	.	.
054	Herpes simplex . . . . {M F	.	.	.	.	.	.	.	.	.	.
055	Measles . . . . {M F	2	.	.	.	.	.	.	1	.	1
056	Rubella . . . . {M F	.	.	.	.	.	.	.	.	.	.
057	Other viral exanthemata . {M F	.	.	.	.	.	.	.	.	.	.
060-066	Arthropod-borne viral diseases . {M F	.	.	.	.	.	.	.	.	.	.
060	Yellow fever . . . . {M F	.	.	.	.	.	.	.	.	.	.
061	Dengue . . . . {M F	.	.	.	.	.	.	.	.	.	.
062	Mosquito-borne viral encephalitis . {M F	.	.	.	.	.	.	.	.	.	.
063	Tick-borne viral encephalitis . {M F	.	.	.	.	.	.	.	.	.	.
064	Viral encephalitis transmitted by other and unspecified arthropods . {M F	.	.	.	.	.	.	.	.	.	.
065	Arthropod-borne haemorrhagic fever . {M F	.	.	.	.	.	.	.	.	.	.
066	Other arthropod-borne viral diseases . {M F	.	.	.	.	.	.	.	.	.	.
070-079	Other diseases due to viruses and chlamydiae . {M F	3 5	.	1 3	.	.	.	.	.	.	1
070	Viral hepatitis . . . . {M F	2 1	.	1	.	.	.	.	.	.	1
071	Rabies . . . . {M F	.	.	.	.	.	.	.	.	.	.
072	Mumps . . . . {M F	.	.	.	.	.	.	.	.	.	.
073	Ornithosis . . . . {M F	.	.	.	.	.	.	.	.	.	.
074	Specific diseases due to Cox-sackie virus . . . . {M F	1	.	1	.	.	.	.	.	.	.
075	Infectious mononucleosis . {M F	.	.	.	.	.	.	.	.	.	.
076	Trachoma . . . . {M F	.	.	.	.	.	.	.	.	.	.
077	Other diseases of conjunctiva due to viruses and Chlamydiae {M F	.	.	.	.	.	.	.	.	.	.
078	Other diseases due to viruses and Chlamydiae . . . . {M F	.	.	.	.	.	.	.	.	.	.
079	Viral infection in conditions Classified elsewhere and of unspecified site . . {M F	4	.	2	.	.	.	.	.	.	.

of death at different age-periods, 1980.

DEATH															95 and over	Detailed List	
20-	25-	30-	35-	40-	45-	50-	55-	60-	65-	70-	75-	80-	85-	90-			
20-	25-	30-	35-	40-	45-	50-	55-	60-	65-	70-	75-	80-	85-	90-	M F	}	051
.	.	.	.	.	.	.	.	.	.	.	.	.	.	.	F		}
.	.	.	.	.	.	.	.	.	.	.	.	.	.	.	M F	}	
.	.	.	.	.	.	.	.	.	.	.	.	.	.	.	M F		}
.	.	.	.	.	.	.	.	.	.	.	.	.	.	.	M F	}	
.	.	.	.	.	.	.	.	.	.	.	.	.	.	.	M F		}
.	.	.	.	.	.	.	.	.	.	.	.	.	.	.	M F	}	
.	.	.	.	.	.	.	.	.	.	.	.	.	.	.	M F		}
.	.	.	.	.	.	.	.	.	.	.	.	.	.	.	M F	}	
.	.	.	.	.	.	.	.	.	.	.	.	.	.	.	M F		}
.	.	.	.	.	.	.	.	.	.	.	.	.	.	.	M F	}	
.	.	.	.	.	.	.	.	.	.	.	.	.	.	.	M F		}
.	.	.	.	.	.	.	.	.	.	.	.	.	.	.	M F	}	
.	.	.	.	.	.	.	.	.	.	.	.	.	.	.	M F		}
.	.	.	.	.	.	.	.	.	.	.	.	.	.	.	M F	}	
.	.	.	.	.	.	.	.	.	.	.	.	.	.	.	M F		}
.	.	.	.	.	.	.	.	.	.	.	.	.	.	.	M F	}	
.	.	.	.	.	.	.	.	.	.	.	.	.	.	.	M F		}
.	.	.	.	.	.	.	.	.	.	.	.	.	.	.	M F	}	
.	.	.	.	.	.	.	.	.	.	.	.	.	.	.	M F		}
.	.	.	.	.	.	.	.	.	.	.	.	.	.	.	M F	}	
.	.	.	.	.	.	.	.	.	.	.	.	.	.	.	M F		}
.	.	.	.	.	.	.	.	.	.	.	.	.	.	.	M F	}	
.	.	.	.	.	.	.	.	.	.	.	.	.	.	.	M F		}
.	.	.	.	.	.	.	.	.	.	.	.	.	.	.	M F	}	
.	.	.	.	.	.	.	.	.	.	.	.	.	.	.	M F		}

**ABSTRACT 20 (continued). Northern Ireland Causes:**

Detailed List	CAUSES OF DEATH	AGES AT									
		ALL AGES	Under 4 weeks	Total under one year	1-	2-	3-	4-	5-	10-	15-
080-088	<i>Rickettsioses and other arthropod-borne diseases</i> . . . {M F	.	.	.	.	.	.	.	.	.	.
080	Louse-borne (epidemic) typhus . . . {M F	.	.	.	.	.	.	.	.	.	.
081	Other typhus . . . {M F	.	.	.	.	.	.	.	.	.	.
082	Tick-borne rickettsioses . . . {M F	.	.	.	.	.	.	.	.	.	.
083	Other rickettsioses . . . {M F	.	.	.	.	.	.	.	.	.	.
084	Malaria . . . {M F	.	.	.	.	.	.	.	.	.	.
085	Leishmaniasis . . . {M F	.	.	.	.	.	.	.	.	.	.
086	Trypanosomiasis . . . {M F	.	.	.	.	.	.	.	.	.	.
087	Relapsing fever . . . {M F	.	.	.	.	.	.	.	.	.	.
088	Other arthropod-borne diseases {M F	.	.	.	.	.	.	.	.	.	.
090-099	<i>Syphilis and other venereal diseases</i> . . . {M F	7	.	.	.	.	.	.	.	.	.
090	Congenital syphilis . . . {M F	.	.	.	.	.	.	.	.	.	.
091	Early syphilis, symptomatic {M F	.	.	.	.	.	.	.	.	.	.
092	Early syphilis, latent . . . {M F	.	.	.	.	.	.	.	.	.	.
093	Cardio-vascular syphilis . . . {M F	.	.	.	.	.	.	.	.	.	.
094	Neurosyphilis . . . {M F	1	.	.	.	.	.	.	.	.	.
095	Other forms of late syphilis with symptoms . . . {M F	.	.	.	.	.	.	.	.	.	.
096	Late syphilis, latent . . . {M F	.	.	.	.	.	.	.	.	.	.
097	Other and unspecified syphilis . . . {M F	.	.	.	.	.	.	.	.	.	.
098	Gonococcal infections . . . {M F	.	.	.	.	.	.	.	.	.	.
099	Other venereal diseases . . . {M F	.	.	.	.	.	.	.	.	.	.
100-104	<i>Other spirochaetal diseases</i> . . . {M F	7	.	.	.	.	.	.	.	7	.
100	Leptospirosis . . . {M F	.	.	.	.	.	.	.	.	.	.
101	Vincent's angina . . . {M F	1	.	.	.	.	.	.	.	1	.
102	Yaws . . . {M F	.	.	.	.	.	.	.	.	.	.
103	Pinta . . . {M F	.	.	.	.	.	.	.	.	.	.
104	Other spirochaetal infection . . . {M F	.	.	.	.	.	.	.	.	.	.

of death at different age-periods, 1980.

DEATH																Detailed List
20-	25-	30-	35-	40-	45-	50-	55-	60-	65-	70-	75-	80-	85-	90-	95 and over	
.	.	.	.	.	.	.	.	.	.	.	.	.	.	.	.	M F } 080-088
.	.	.	.	.	.	.	.	.	.	.	.	.	.	.	.	M F } 080
.	.	.	.	.	.	.	.	.	.	.	.	.	.	.	.	M F } 081
.	.	.	.	.	.	.	.	.	.	.	.	.	.	.	.	M F } 082
.	.	.	.	.	.	.	.	.	.	.	.	.	.	.	.	M F } 083
.	.	.	.	.	.	.	.	.	.	.	.	.	.	.	.	M F } 084
.	.	.	.	.	.	.	.	.	.	.	.	.	.	.	.	M F } 085
.	.	.	.	.	.	.	.	.	.	.	.	.	.	.	.	M F } 086
.	.	.	.	.	.	.	.	.	.	.	.	.	.	.	.	M F } 087
.	.	.	.	.	.	.	.	.	.	.	.	.	.	.	.	M F } 088
.	.	.	.	.	.	.	.	.	.	.	.	.	7	.	.	M F } 090-099
.	.	.	.	.	.	.	.	.	.	.	.	.	.	.	.	M F } 090
.	.	.	.	.	.	.	.	.	.	.	.	.	.	.	.	M F } 091
.	.	.	.	.	.	.	.	.	.	.	.	.	.	.	.	M F } 092
.	.	.	.	.	.	.	.	.	.	.	.	.	.	.	.	M F } 093
.	.	.	.	.	.	.	.	.	.	.	.	.	.	.	.	M F } 094
.	.	.	.	.	.	.	.	.	.	.	.	.	1	.	.	M F } 095
.	.	.	.	.	.	.	.	.	.	.	.	.	.	.	.	M F } 096
.	.	.	.	.	.	.	.	.	.	.	.	.	.	.	.	M F } 097
.	.	.	.	.	.	.	.	.	.	.	.	.	.	.	.	M F } 098
.	.	.	.	.	.	.	.	.	.	.	.	.	.	.	.	M F } 099
.	.	.	.	.	.	.	.	.	.	.	.	.	.	.	.	M F } 100-104
.	.	.	.	.	.	.	.	.	.	.	.	.	.	.	.	M F } 100
.	.	.	.	.	.	.	.	.	.	.	.	.	.	.	.	M F } 101
.	.	.	.	.	.	.	.	.	.	.	.	.	.	.	.	M F } 102
.	.	.	.	.	.	.	.	.	.	.	.	.	.	.	.	M F } 103
.	.	.	.	.	.	.	.	.	.	.	.	.	.	.	.	M F } 104

**ABSTRACT 20 (continued). Northern Ireland: Causes**

Detailed List	CAUSES OF DEATH	AGES AT									
		ALL AGES	Under 4 weeks	Total under one year	1-	2-	3-	4-	5-	10-	15-
110-118	<i>Mycoses</i> . . . . . {M F	.	.	.	.	.	.	.	.	.	.
110	Dermatophytosis . . . . . {M F	.	.	.	.	.	.	.	.	.	.
111	Dermatophytosis, other and unspecified . . . . . {M F	.	.	.	.	.	.	.	.	.	.
112	Candidiasis . . . . . {M F	.	.	.	.	.	.	.	.	.	.
114	Coccidioidomycosis . . . . . {M F	.	.	.	.	.	.	.	.	.	.
115	Histoplasmosis . . . . . {M F	.	.	.	.	.	.	.	.	.	.
116	Blastomycotic infection . . . . . {M F	.	.	.	.	.	.	.	.	.	.
117	Other mycoses . . . . . {M F	.	.	.	.	.	.	.	.	.	.
118	Opportunistic mycoses . . . . . {M F	.	.	.	.	.	.	.	.	.	.
120-129	<i>Helminthiasis</i> . . . . . {M F	.	.	.	.	.	.	.	.	.	.
120	Schistosomiasis (bilharziasis) . . . . . {M F	.	.	.	.	.	.	.	.	.	.
121	Other trematode infections . . . . . {M F	.	.	.	.	.	.	.	.	.	.
122	Echinococcosis . . . . . {M F	.	.	.	.	.	.	.	.	.	.
123	Other cestode infection . . . . . {M F	.	.	.	.	.	.	.	.	.	.
124	Trichinosis . . . . . {M F	.	.	.	.	.	.	.	.	.	.
125	Filorial infection and dracoriasis . . . . . {M F	.	.	.	.	.	.	.	.	.	.
126	Ancylostomiasis and necatoriasis . . . . . {M F	.	.	.	.	.	.	.	.	.	.
127	Other intestinal helminthiasis . . . . . {M F	.	.	.	.	.	.	.	.	.	.
128	Other and unspecified helminthiasis . . . . . {M F	.	.	.	.	.	.	.	.	.	.
129	Intestinal parasitism, unspecified . . . . . {M F	.	.	.	.	.	.	.	.	.	.
130-136	<i>Other infections and parasitic diseases</i> . . . . . {M F	1	.	.	.	.	.	.	.	.	1
130	Toxoplasmosis . . . . . {M F	.	.	.	.	.	.	.	.	.	.
131	Trichomoniasis . . . . . {M F	.	.	.	.	.	.	.	.	.	.
132	Pediculosis and phthirus infestation . . . . . {M F	.	.	.	.	.	.	.	.	.	.
133	Acariasis . . . . . {M F	.	.	.	.	.	.	.	.	.	.
134	Other infestation . . . . . {M F	.	.	.	.	.	.	.	.	.	.



of death at different age-periods, 1980.

DEATH																Detailed List
20-	25-	30-	35-	40-	45-	50-	55-	60-	65-	70-	75-	80-	85-	90-	95 and over	
.	.	.	.	.	.	.	.	.	.	.	.	.	.	.	.	M F } 110-118
.	.	.	.	.	.	.	.	.	.	.	.	.	.	.	.	M F } 110
.	.	.	.	.	.	.	.	.	.	.	.	.	.	.	.	M F } 111
.	.	.	.	.	.	.	.	.	.	.	.	.	.	.	.	M F } 112
.	.	.	.	.	.	.	.	.	.	.	.	.	.	.	.	M F } 114
.	.	.	.	.	.	.	.	.	.	.	.	.	.	.	.	M F } 115
.	.	.	.	.	.	.	.	.	.	.	.	.	.	.	.	M F } 116
.	.	.	.	.	.	.	.	.	.	.	.	.	.	.	.	M F } 117
.	.	.	.	.	.	.	.	.	.	.	.	.	.	.	.	M F } 118
.	.	.	.	.	.	.	.	.	.	.	.	.	.	.	.	M F } 120-129
.	.	.	.	.	.	.	.	.	.	.	.	.	.	.	.	M F } 120
.	.	.	.	.	.	.	.	.	.	.	.	.	.	.	.	M F } 121
.	.	.	.	.	.	.	.	.	.	.	.	.	.	.	.	M F } 122
.	.	.	.	.	.	.	.	.	.	.	.	.	.	.	.	M F } 123
.	.	.	.	.	.	.	.	.	.	.	.	.	.	.	.	M F } 124
.	.	.	.	.	.	.	.	.	.	.	.	.	.	.	.	M F } 125
.	.	.	.	.	.	.	.	.	.	.	.	.	.	.	.	M F } 126
.	.	.	.	.	.	.	.	.	.	.	.	.	.	.	.	M F } 127
.	.	.	.	.	.	.	.	.	.	.	.	.	.	.	.	M F } 128
.	.	.	.	.	.	.	.	.	.	.	.	.	.	.	.	M F } 129
.	.	.	.	.	.	.	.	.	.	.	.	.	.	.	.	M F } 130-136
.	.	.	.	.	.	.	.	.	.	.	.	.	.	.	.	M F } 130
.	.	.	.	.	.	.	.	.	.	.	.	.	.	.	.	M F } 131
.	.	.	.	.	.	.	.	.	.	.	.	.	.	.	.	M F } 132
.	.	.	.	.	.	.	.	.	.	.	.	.	.	.	.	M F } 133
.	.	.	.	.	.	.	.	.	.	.	.	.	.	.	.	M F } 134

**ABSTRACT 20 (continued). Northern Ireland: Causes**

Detailed List	CAUSES OF DEATH	AGES AT									
		ALL AGES	Under 4 weeks	Total under one year	1-	2-	3-	4-	5-	10-	15-
135	Sarcoidosis . . . . . {M F	. .	. .	. .	. .	. .	. .	. .	. .	. .	. .
136	Other and unspecified infectious and parasitic diseases . . . {M F	1 .	. .	. .	. .	. .	. .	. .	. .	. .	1 .
137-139	Late effects of infectious and parasitic diseases . . . {M F	6 3	. .	. .	. .	. .	. .	. .	. .	. .	. .
137	Late effects of tuberculosis . . . {M F	6 3	. .	. .	. .	. .	. .	. .	. .	. .	. .
138	Late effects of acute poliomyelitis . . . . . {M F	. .	. .	. .	. .	. .	. .	. .	. .	. .	. .
139	Late effects of other infectious and parasitic diseases . . {M F	. .	. .	. .	. .	. .	. .	. .	. .	. .	. .
	II Neoplasms . . . . .										
140-149	Malignant neoplasm of lip, oral cavity and pharynx . . . {M F	22 19	. .	. .	. .	. .	. .	. .	. .	. .	. .
140	Malignant neoplasm of lip . . . {M F	1 1	. .	. .	. .	. .	. .	. .	. .	. .	. .
141	Malignant neoplasm of tongue . . . {M F	5 5	. .	. .	. .	. .	. .	. .	. .	. .	. .
142	Malignant neoplasm of major salivary glands . . . . . {M F	2 1	. .	. .	. .	. .	. .	. .	. .	. .	. .
143	Malignant neoplasm of gum . . . {M F	1 1	. .	. .	. .	. .	. .	. .	. .	. .	. .
144	Malignant neoplasm of floor of mouth . . . . . {M F	. .	. .	. .	. .	. .	. .	. .	. .	. .	. .
145	Malignant neoplasm of other and unspecified part of mouth {M F	3 5	. .	. .	. .	. .	. .	. .	. .	. .	. .
146	Malignant neoplasm of oropharynx . . . . . {M F	2 .	. .	. .	. .	. .	. .	. .	. .	. .	. .
147	Malignant neoplasm of nasopharynx . . . . . {M F	3 2	. .	. .	. .	. .	. .	. .	. .	. .	. .
148	Malignant neoplasm of hypopharynx . . . . . {M F	1 2	. .	. .	. .	. .	. .	. .	. .	. .	. .
149	Malignant neoplasm of other and ill-defined sites within the lip, oral cavity and pharynx . {M F	4 2	. .	. .	. .	. .	. .	. .	. .	. .	. .
150-159	Malignant neoplasms of digestive organs and peritoneum . . . {M F	522 520	. .	. .	. .	. .	. .	. .	. .	. .	. .
150	Malignant neoplasm of oesophagus . . . . . {M F	44 34	. .	. .	. .	. .	. .	. .	. .	. .	. .
151	Malignant neoplasm of stomach . . . {M F	172 126	. .	. .	. .	. .	. .	. .	. .	. .	. .
152	Malignant neoplasm of small intestine, including duodenum {M F	2 3	. .	. .	. .	. .	. .	. .	. .	. .	. .
153	Malignant neoplasm of colon . . . {M F	126 157	. .	. .	. .	. .	. .	. .	. .	. .	. .
154	Malignant neoplasm of rectum, rectosigmoid junction and anus . . . . . {M F	60 66	. .	. .	. .	. .	. .	. .	. .	. .	. .
155	Malignant neoplasm of liver and intrahepatic bile ducts . . {M F	22 12	. .	. .	. .	. .	. .	. .	. .	. .	. .

of death at different age-periods, 1980.

DEATH																Detailed List
20-	25-	30-	35-	40-	45-	50-	55-	60-	65-	70-	75-	80-	85-	90-	95 and over	
.	.	.	.	.	.	.	.	.	.	.	.	.	.	.	.	M } 135
.	.	.	.	.	.	.	.	.	.	.	.	.	.	.	.	F } 136
.	.	.	7	.	7	.	.	7	2	2	.	.	7	.	.	M } 137-139
.	.	.	1	.	1	.	.	1	2	2	.	.	1	.	.	F } 137
.	.	.	.	.	.	.	.	.	.	.	.	.	.	.	.	M } 138
.	.	.	.	.	.	.	.	.	.	.	.	.	.	.	.	F } 139
7	.	.	.	.	7	3	7	2	2	2	4	4	7	7	.	M } 140-149
.	.	.	.	.	.	.	.	.	.	.	.	1	.	1	.	F } 140
.	.	.	.	.	.	2	.	1	.	1	.	1	1	.	.	M } 141
1	.	.	.	.	.	.	.	.	.	.	2	.	.	.	.	F } 142
.	.	.	.	.	.	.	.	1	.	.	.	1	.	.	.	M } 143
.	.	.	.	.	.	.	.	.	.	.	.	.	.	.	.	F } 144
.	.	.	.	.	.	.	.	.	.	.	.	.	.	.	.	M } 145
.	.	.	.	.	.	1	1	1	1	1	2	.	.	.	.	F } 146
.	.	.	.	.	.	.	.	.	.	2	.	.	.	.	.	M } 147
.	.	.	.	.	1	1	1	1	.	1	.	.	.	.	.	F } 148
.	.	.	.	.	.	1	1	1	1	1	.	1	.	.	.	M } 149
.	7	7	3	5	15	33	45	54	100	107	80	52	27	7	7	M } 150-159
.	.	.	.	.	1	5	5	9	7	6	3	7	.	1	.	F } 150
.	1	1	.	3	5	11	14	13	35	40	22	17	8	2	1	M } 151
.	.	.	.	.	.	.	.	.	.	1	.	1	.	.	.	F } 152
.	.	1	2	3	3	8	8	14	25	21	26	15	4	8	1	M } 153
.	1	.	.	.	3	2	5	4	11	17	10	3	3	2	1	F } 154
.	.	.	.	.	1	1	4	4	4	5	3	.	.	.	.	M } 155

# ABSTRACT 20 (continued). Northern Ireland: Causes

Detailed List	CAUSES OF DEATH		AGES AT									
			ALL AGES	Under 4 weeks	Total under one year	1-	2-	3-	4-	5-	10-	15-
156	Malignant neoplasm of gall bladder and extrahepatic bile ducts	{ M F	13 19	.	.	.	.	.	.	.	.	.
157	Malignant neoplasm of pancreas	{ M F	73 78	.	.	.	.	.	.	.	.	.
158	Malignant neoplasm of retro-peritoneum and peritoneum	{ M F	2	.	.	.	.	.	.	.	.	.
159	Malignant neoplasm of other and ill-defined sites within the digestive organs and peritoneum	{ M F	10 23	.	.	.	.	.	.	.	.	.
160-165	Malignant neoplasm of respiratory and intrathoracic organs	{ M F	541 161	.	.	.	.	.	.	1	.	.
160	Malignant neoplasm of nasal cavities, middle ear and accessory sinuses	{ M F	3	.	.	.	.	.	.	.	.	.
161	Malignant neoplasm of larynx	{ M F	14 4	.	.	.	.	.	.	.	.	.
162-0	Malignant neoplasm of trachea	{ M F	1 1	.	.	.	.	.	.	.	.	.
162-2	Malignant neoplasm of main bronchus	{ M F	4	.	.	.	.	.	.	.	.	.
162-2	Malignant neoplasm of upper lobe, bronchus and lung	{ M F	2	.	.	.	.	.	.	.	.	.
162-4	Malignant neoplasm of middle lobe, bronchus and lung	{ M F	.	.	.	.	.	.	.	.	.	.
162-5	Malignant neoplasm of lower lobe, bronchus and lung	{ M F	1	.	.	.	.	.	.	.	.	.
162-9	Malignant neoplasm of bronchus and lung, unspecified	{ M F	514 153	.	.	.	.	.	.	.	.	.
163	Malignant neoplasm of pleura	{ M F	1 1	.	.	.	.	.	.	.	.	.
164	Malignant neoplasm of thymus, heart and mediastinum	{ M F	1 2	.	.	.	.	.	.	1	.	.
165	Malignant neoplasm of other and ill-defined sites within the respiratory system and intrathoracic organs	{ M F	.	.	.	.	.	.	.	.	.	.
170-175	Malignant neoplasm of bone, connective tissue, skin and breast	{ M F	25 317	.	.	.	.	.	.	.	1 1	1
170	Malignant neoplasm of bone and articular cartilage	{ M F	4 6	.	.	.	.	.	.	.	1 1	1
171	Malignant neoplasm of connective and other soft tissue	{ M F	4 2	.	.	.	.	.	.	.	.	.
172	Malignant melanoma of skin	{ M F	10 15	.	.	.	.	.	.	.	.	.
173	Other malignant neoplasm of skin	{ M F	4 4	.	.	.	.	.	.	.	.	.
174	Malignant neoplasm of female breast	{ F	290	.	.	.	.	.	.	.	.	.
175	Malignant neoplasm of male breast	{ M	3	.	.	.	.	.	.	.	.	.
179-189	Malignant neoplasm of genitourinary organs	{ M F	211 192	.	.	.	1	.	.	1	.	.

of death at different age periods, 1980.

DEATH																Detailed List
20-	25-	30-	35-	40-	45-	50-	55-	60-	65-	70-	75-	80-	85-	90-	95 and over	
.	.	.	.	.	.	1	1	1	3	2	3	2	2	1	.	M } 156
.	.	.	.	.	.	1	1	1	5	3	5	1	2	.	.	F } 157
.	.	1	.	1	2	5	8	8	13	13	13	5	4	1	.	M } 158
.	.	.	.	.	.	3	6	10	7	15	19	9	3	3	.	F } 159
.	.	.	1	.	1	3	1	2	2	3	4	2	2	1	1	M } 160-165
1	.	1	2	3	8	28	68	87	90	118	73	44	15	1	1	F } 160
.	.	1	.	2	3	11	17	36	34	23	17	12	4	1	.	M } 161
.	.	.	.	.	.	.	.	1	1	.	.	1	.	.	.	F } 162-0
.	.	.	.	.	.	.	.	.	.	.	.	.	.	.	.	M } 162-2
.	.	.	.	.	.	.	.	.	.	1	1	2	.	.	.	F } 162-3
.	.	.	.	.	.	1	.	.	.	.	.	.	.	.	.	M } 162-4
.	.	.	.	.	.	.	.	.	.	.	.	.	.	.	.	F } 162-5
1	.	1	2	3	8	26	65	82	85	114	72	38	15	1	1	M } 162-9
.	.	1	.	1	3	11	16	33	32	22	17	12	4	1	.	F } 163
.	.	.	.	.	.	.	.	.	.	.	.	.	.	.	.	M } 164
.	.	.	.	.	.	.	.	.	.	.	.	.	.	.	.	F } 165
.	.	.	.	.	.	.	.	.	.	.	.	.	.	.	.	M } 170-175
.	1	5	13	16	27	40	50	36	24	28	32	21	14	4	.	F } 170
.	.	.	1	.	2	.	.	.	2	1	.	.	.	.	.	M } 171
.	.	1	.	.	1	.	2	.	.	.	.	1	.	.	.	F } 172
.	.	.	2	1	3	1	1	5	2	1	2	.	2	1	.	M } 173
.	.	.	.	.	.	.	.	.	.	.	2	.	2	1	1	F } 174
.	1	4	11	13	21	39	45	34	31	27	32	16	13	3	.	M } 175
.	.	.	.	.	.	.	.	.	1	1	.	1	.	.	.	M } 179-189
1	2	1	.	2	2	8	14	18	30	38	44	29	11	9	1	F } 179-189
3	3	4	3	5	4	11	25	17	31	30	24	18	12	1	.	

**ABSTRACT 20 (continued). Northern Ireland: Causes**

Detailed List	CAUSES OF DEATH		AGES AT									
			ALL AGES	Under 4 weeks	Total under one year	1-	2-	3-	4-	5-	10-	15-
179	Malignant neoplasm of uterus, part unspecified	F	21	.	.	.	.	.	.	.	.	.
180	Malignant neoplasm of cervix uteri	F	34	.	.	.	.	.	.	.	.	.
181	Malignant neoplasm of placenta	F	.	.	.	.	.	.	.	.	.	.
182	Malignant neoplasm of body of uterus	F	15	.	.	.	.	.	.	.	.	.
183	Malignant neoplasm of ovary and other uterine adnexa	F	73	.	.	.	.	.	.	.	.	.
184	Malignant neoplasm of other and unspecified female genital organs	F	8	.	.	1	.	.	.	.	.	.
185	Malignant neoplasm of prostate	M	119	.	.	.	.	.	.	.	.	.
186	Malignant neoplasm of testis	M	5	.	.	.	.	.	.	.	.	.
187	Malignant neoplasm of penis and other male genital organs	M	2	.	.	.	.	.	.	.	.	.
188	Malignant neoplasm of bladder	{M F	57 26	.	.	.	.	.	.	.	.	.
189	Malignant neoplasm of kidney and other unspecified urinary organs	{M F	28 15	.	.	.	.	.	.	1	.	.
190-199	Malignant neoplasm of other and unspecified sites	{M F	114 134	.	.	2 1	2	.	1	.	1	1
190	Malignant neoplasm of eye	{M F	2	.	.	.	.	.	.	.	.	.
191	Malignant neoplasm of brain	{M F	32 27	.	.	2	.	.	.	.	1	1
192	Malignant neoplasm of other and unspecified parts of nervous system	{M F	1 1	.	.	.	.	.	.	.	.	1
193	Malignant neoplasm of thyroid gland	{M F	5 11	.	.	.	.	.	.	.	.	.
194	Malignant neoplasm of other endocrine glands and related structures	{M F	2 3	.	.	1	1	.	1	.	.	.
195	Malignant neoplasm of other and ill-defined sites	{M F	3 20	.	.	.	.	.	.	.	.	.
196	Secondary and unspecified malignant neoplasm of lymph nodes	{M F	.	.	.	.	.	.	.	.	.	.
197	Secondary malignant neoplasm of respiratory and digestive systems	{M F	1	.	.	.	.	.	.	.	.	.
198	Secondary malignant neoplasm of other specified sites	{M F	1	.	.	.	.	.	.	.	.	.
199	Malignant neoplasm without specification of site	{M F	71 68	.	.	.	1	.	.	.	.	.
200-208	Malignant neoplasm of lymphatic and haematopoietic tissue	{M F	125 104	.	.	1	.	.	1	3 5	1 1	4 1
200	Lymphosarcoma and reticulosarcoma	{M F	16 6	.	.	.	.	.	.	.	.	1
201	Hodgkin's disease	{M F	15 9	.	.	.	.	.	.	.	.	1

of death at different age-periods, 1980.

DEATH																Detailed List	
20-	25-	30-	35-	40-	45-	50-	55-	60-	65-	70-	75-	80-	85-	90-	95 and over		
.	.	.	.	1	.	2	2	2	5	2	3	2	2	.	.	F	179
2	1	2	2	1	2	1	6	3	5	1	3	3	2	.	.	F	180
.	.	.	.	.	.	.	.	.	.	.	.	.	.	.	.	F	181
.	.	.	.	.	.	.	2	3	3	2	2	1	1	1	.	F	182
1	2	1	1	3	2	5	15	7	11	11	8	4	2	.	.	F	183
.	.	.	.	.	.	1	.	1	.	1	1	1	2	.	.	F	184
.	.	.	.	.	.	.	3	5	16	23	31	24	10	7	.	M	185
1	2	1	.	1	.	.	.	.	.	.	.	.	.	.	.	M	186
.	.	.	.	.	.	.	.	.	1	.	1	.	.	.	.	M	187
.	.	.	.	.	.	5	7	7	7	12	10	5	5	2	1	M	} 188
.	.	.	.	.	.	.	.	1	5	8	5	5	2	.	.	F	
.	.	1	.	1	2	3	4	6	6	3	2	2	1	.	.	M	} 189
.	.	.	.	.	.	2	.	.	2	5	2	.	.	.	.	F	
1	2	1	3	2	6	10	11	14	18	17	11	9	3	1	.	M	} 190-199
.	.	.	.	.	.	5	11	15	19	16	27	10	10	1	.	F	
.	.	.	.	.	.	.	.	.	1	.	.	1	.	.	.	M	} 190
.	.	.	.	.	.	.	.	.	.	.	.	.	.	.	.	F	
1	2	1	3	4	4	3	3	5	6	1	1	1	.	.	.	M	} 191
.	.	.	.	.	.	.	.	.	3	.	.	.	.	.	.	F	
.	.	1	.	.	.	.	.	.	.	.	.	.	.	.	.	M	} 192
.	.	.	.	.	.	.	.	.	.	.	.	.	.	.	.	F	
.	.	.	.	.	.	.	1	1	1	.	1	2	1	2	.	M	} 193
.	.	.	.	.	.	.	.	.	.	.	.	.	.	.	.	F	
.	.	.	1	.	.	1	.	.	.	.	.	.	.	.	.	M	} 194
.	.	.	.	.	.	.	.	.	.	.	.	.	.	.	.	F	
.	.	1	.	1	.	1	1	1	1	1	4	6	3	2	1	M	} 195
.	.	.	.	.	.	.	.	.	.	.	.	.	.	.	.	F	
.	.	.	.	.	.	.	.	.	.	.	.	.	.	.	.	M	} 196
.	.	.	.	.	.	.	.	.	.	.	.	.	.	.	.	F	
.	.	.	.	.	.	.	.	.	1	.	.	.	.	.	.	M	} 197
.	.	.	.	.	.	.	.	.	.	.	.	.	.	.	.	F	
.	.	.	.	.	.	.	.	1	.	.	.	.	.	.	.	M	} 198
.	.	.	.	.	.	.	.	.	.	.	.	.	.	.	.	F	
.	.	.	.	2	2	6	8	8	10	15	9	6	3	1	.	M	} 199
.	.	.	.	1	2	4	6	5	13	9	16	5	6	1	.	F	
1	3	3	4	2	5	6	9	18	20	17	15	11	1	1	.	M	} 200-208
.	.	.	.	.	.	.	.	.	.	.	.	.	.	.	.	F	
.	1	.	1	.	.	1	1	7	.	4	1	.	.	.	.	M	} 200
.	.	.	.	.	.	.	.	.	.	.	.	.	.	.	.	F	
1	1	.	2	.	1	1	2	1	2	4	.	.	.	.	.	M	} 201
.	1	3	.	1	.	.	.	.	1	.	.	.	.	.	.	F	

**ABSTRACT 20 (continued). Northern Ireland: Causes**

Detailed List	CAUSES OF DEATH	AGES AT									
		ALL AGES	Under 4 weeks	Total under one year	1-	2-	3-	4-	5-	10-	15-
202	Other malignant neoplasm of lymphoid and histocytic tissue {M	15	.	.	.	.	.	.	.	.	.
	{F	20	.	.	.	.	.	.	.	.	.
203	Multiple myeloma and immunoproliferative neoplasms {M	24	.	.	.	.	.	.	.	.	.
	{F	26	.	.	.	.	.	.	.	.	.
204	Lymphoid leukaemia {M	22	.	.	.	.	.	1	2	1	2
	{F	17	.	.	.	.	.	1	5	.	.
205	Myeloid leukaemia {M	25	.	.	1	.	.	.	1	.	1
	{F	19	.	.	.	.	.	.	.	1	.
206	Monocytic leukaemia {M	1	.	.	.	.	.	.	.	.	.
	{F	2	.	.	.	.	.	.	.	.	.
207	Other specified leukaemia {M	.	.	.	.	.	.	.	.	.	.
	{F	1	.	.	.	.	.	.	.	.	.
208	Leukaemia of unspecified cell type {M	7	.	.	.	.	.	.	.	.	.
	{F	4	.	.	.	.	.	.	.	.	.
210-229	Benign neoplasms {M	5	.	1	.	.	.	.	.	.	.
	{F	5	.	.	.	.	.	.	.	.	.
210	Benign neoplasm of lip, oral cavity and pharynx {M	.	.	.	.	.	.	.	.	.	.
	{F	.	.	.	.	.	.	.	.	.	.
211	Benign neoplasm of other parts of digestive system {M	1	.	.	.	.	.	.	.	.	.
	{F	.	.	.	.	.	.	.	.	.	.
212	Benign neoplasm of respiratory and intrathoracic organs {M	.	.	.	.	.	.	.	.	.	.
	{F	.	.	.	.	.	.	.	.	.	.
213	Benign neoplasm of bone and articular cartilage {M	.	.	.	.	.	.	.	.	.	.
	{F	.	.	.	.	.	.	.	.	.	.
214	Lipoma {M	.	.	.	.	.	.	.	.	.	.
	{F	1	.	.	.	.	.	.	.	.	.
215	Other benign neoplasm of connective and other soft tissue {M	.	.	.	.	.	.	.	.	.	.
	{F	.	.	.	.	.	.	.	.	.	.
216	Benign neoplasm of skin {M	.	.	.	.	.	.	.	.	.	.
	{F	.	.	.	.	.	.	.	.	.	.
217	Benign neoplasm of breast {M	.	.	.	.	.	.	.	.	.	.
	{F	.	.	.	.	.	.	.	.	.	.
218	Uterine leiomyoma F	.	.	.	.	.	.	.	.	.	.
219	Other benign neoplasm of uterus F	.	.	.	.	.	.	.	.	.	.
220	Benign neoplasm of ovary F	1	.	.	.	.	.	.	.	.	.
221	Benign neoplasm of other female genital organs F	.	.	.	.	.	.	.	.	.	.
222	Benign neoplasm of male genital organs M	.	.	.	.	.	.	.	.	.	.
223	Benign neoplasm of kidney and other urinary organs {M	1	.	.	.	.	.	.	.	.	.
	{F	.	.	.	.	.	.	.	.	.	.
224	Benign neoplasm of eye {M	.	.	.	.	.	.	.	.	.	.
	{F	.	.	.	.	.	.	.	.	.	.
225	Benign neoplasm of brain and other parts of nervous system {M	2	.	1	.	.	.	.	.	.	.
	{F	1	.	.	.	.	.	.	.	.	.
226	Benign neoplasm of thyroid gland {M	.	.	.	.	.	.	.	.	.	.
	{F	.	.	.	.	.	.	.	.	.	.
227	Benign neoplasm of other endocrine glands and related structures {M	1	.	.	.	.	.	.	.	.	.
	{F	1	.	.	.	.	.	.	.	.	.
228	Haemangioma and lymphangioma, any site {M	.	.	.	.	.	.	.	.	.	.
	{F	1	.	.	.	.	.	.	.	.	.



of death at different age-periods, 1980.

DEATH																Detailed List
20-	25-	30-	35-	40-	45-	50-	55-	60-	65-	70-	75-	80-	85-	90-	95 and over	
.	.	.	1	1	2	.	2	3	2	1	2	1	3	.	.	M } 202
.	.	.	1	2	1	.	1	1	1	2	2	6	.	.	.	F } 202
.	.	.	.	.	.	1	2	3	10	1	5	2	.	.	.	M } 203
.	.	.	.	.	.	1	2	1	3	6	9	3	.	1	.	F } 203
.	.	.	.	.	1	1	1	3	2	3	2	1	1	1	.	M } 204
.	.	.	.	.	.	.	.	.	1	4	1	2	1	1	.	F } 204
.	1	2	1	1	1	1	.	1	2	3	4	5	.	.	.	M } 205
.	1	.	.	2	1	2	.	4	1	2	.	4	.	1	.	F } 205
.	.	.	1	.	.	.	.	.	1	1	.	.	.	.	.	M } 206
.	.	.	.	.	.	.	.	.	.	1	.	.	.	.	.	F } 206
.	.	.	.	.	.	.	.	.	.	1	.	.	.	.	.	M } 207
.	.	.	.	.	.	.	.	.	.	1	.	.	.	.	.	F } 207
.	.	1	.	.	.	1	1	.	1	1	1	1	.	.	.	M } 208
.	.	.	.	.	.	.	.	.	.	2	1	1	.	.	.	F } 208
.	.	.	.	.	1	.	2	1	1	1	.	1	.	.	.	M } 210-229
.	.	.	.	.	.	.	.	.	.	1	.	1	.	.	.	F } 210-229
.	.	.	.	.	.	.	.	.	.	.	.	.	.	.	.	M } 210
.	.	.	.	.	.	.	.	1	.	.	.	.	.	.	.	F } 211
.	.	.	.	.	.	.	.	.	.	.	.	.	.	.	.	M } 212
.	.	.	.	.	.	.	.	.	.	.	.	.	.	.	.	F } 213
.	.	.	.	.	.	.	.	.	.	.	.	.	.	.	.	M } 214
.	.	.	.	.	1	.	.	.	.	.	.	.	.	.	.	F } 215
.	.	.	.	.	.	.	.	.	.	.	.	.	.	.	.	M } 216
.	.	.	.	.	.	.	.	.	.	.	.	.	.	.	.	F } 217
.	.	.	.	.	.	.	.	.	.	.	.	.	.	.	.	M } 218
.	.	.	.	.	.	.	.	.	.	.	.	.	.	.	.	F } 219
.	.	.	.	.	.	.	1	.	.	.	.	.	.	.	.	F } 220
.	.	.	.	.	.	.	.	.	.	.	.	.	.	.	.	M } 221
.	.	.	.	.	.	.	.	.	.	.	.	.	.	.	.	F } 222
.	.	.	.	.	.	.	.	.	.	.	.	1	.	.	.	M } 223
.	.	.	.	.	.	.	.	.	.	.	.	.	.	.	.	F } 224
.	.	.	.	.	.	.	.	.	.	.	.	.	.	.	.	M } 225
.	.	.	.	.	.	.	1	.	1	.	.	.	.	.	.	F } 226
.	.	.	.	.	.	.	.	.	.	.	.	.	.	.	.	M } 227
.	.	.	.	.	.	.	.	.	.	1	.	.	.	.	.	F } 228
.	.	.	.	.	.	.	.	.	.	.	.	1	.	.	.	M } 229
.	.	.	.	.	.	.	.	.	.	.	.	.	.	.	.	F } 229

**ABSTRACT 20 (continued). Northern Ireland: Causes**

Detailed List	CAUSES OF DEATH	AGES AT									
		ALL AGES	Under 4 weeks	Total under one year	1-	2-	3-	4-	5-	10-	15-
229	Benign neoplasm of other and unspecified sites {M F	. .	. .	. .	. .	. .	. .	. .	. .	. .	. .
230-234	Carcinoma in situ {M F	. .	. .	. .	. .	. .	. .	. .	. .	. .	. .
230	Carcinoma in situ of digestive organs {M F	. .	. .	. .	. .	. .	. .	. .	. .	. .	. .
231	Carcinoma in situ of respiratory system {M F	. .	. .	. .	. .	. .	. .	. .	. .	. .	. .
232	Carcinoma in situ of skin {M F	. .	. .	. .	. .	. .	. .	. .	. .	. .	. .
233	Carcinoma in situ of breast and genitourinary system {M F	. .	. .	. .	. .	. .	. .	. .	. .	. .	. .
234	Carcinoma in situ of other and unspecified sites {M F	. .	. .	. .	. .	. .	. .	. .	. .	. .	. .
235-238	Neoplasms of uncertain behaviour {M F	5 10	. .	. .	. .	. .	. .	. .	. .	. .	. .
235	Neoplasm of uncertain behaviour of digestive and respiratory systems {M F	. .	. .	. .	. .	. .	. .	. .	. .	. .	. .
236	Neoplasm of uncertain behaviour of genitourinary organs {M F	2 .	. .	. .	. .	. .	. .	. .	. .	. .	. .
237	Neoplasm of uncertain behaviour of endocrine glands and nervous system {M F	1 2	. .	. .	. .	. .	. .	. .	. .	. .	. .
238	Neoplasm of uncertain behaviour of other and unspecified sites and tissues {M F	4 6	. .	. .	. .	. .	. .	. .	. .	. .	. .
239	Neoplasms of unspecified nature {M F	19 15	. .	. .	. .	. .	. .	. .	1 .	. .	. .
III. Endocrine, nutritional and metabolic diseases and immunity disorders											
240-246	Disorders of the thyroid gland {M F	2 10	. .	. .	. .	. .	. .	. .	. .	. .	. .
240	Simple and unspecified goitre {M F	. .	. .	. .	. .	. .	. .	. .	. .	. .	. .
241	Nontoxic nodular goitre {M F	. .	. .	. .	. .	. .	. .	. .	. .	. .	. .
242	Thyrotoxicosis with or without goitre {M F	2 4	. .	. .	. .	. .	. .	. .	. .	. .	. .
243	Congenital hypothyroidism {M F	. .	. .	. .	. .	. .	. .	. .	. .	. .	. .
244	Acquired hypothyroidism {M F	. 6	. .	. .	. .	. .	. .	. .	. .	. .	. .
245	Thyroiditis {M F	. .	. .	. .	. .	. .	. .	. .	. .	. .	. .
246	Other disorders of thyroid {M F	. .	. .	. .	. .	. .	. .	. .	. .	. .	. .
250-259	Diseases of other endocrine glands {M F	57 90	. .	. .	. .	. .	. .	. .	. .	. .	. .
250	Diabetes mellitus {M F	54 83	. .	. .	. .	. .	. .	. .	. .	. .	. .

of death at different age-periods, 1980.

DEATH																Detailed List
20-	25-	30-	35-	40-	45-	50-	55-	60-	65-	70-	75-	80-	85-	90-	95 and over	
.	.	.	.	.	.	.	.	.	.	.	.	.	.	.	.	M } 229
.	.	.	.	.	.	.	.	.	.	.	.	.	.	.	.	F } 230-234
.	.	.	.	.	.	.	.	.	.	.	.	.	.	.	.	M } 230
.	.	.	.	.	.	.	.	.	.	.	.	.	.	.	.	F } 231
.	.	.	.	.	.	.	.	.	.	.	.	.	.	.	.	M } 232
.	.	.	.	.	.	.	.	.	.	.	.	.	.	.	.	F } 233
.	.	.	.	.	.	.	.	.	.	.	.	.	.	.	.	M } 234
.	.	.	.	.	.	.	.	.	.	.	.	.	.	.	.	F } 235-238
.	.	.	7	.	7	7	7	.	7	3	3	.	.	.	.	M } 235
.	.	.	.	.	.	.	.	.	.	.	.	.	.	.	.	F } 236
.	.	.	.	.	1	.	1	.	.	.	.	.	.	.	.	M } 237
.	.	.	1	.	.	.	.	.	.	.	1	.	.	.	.	F } 238
.	7	.	.	.	5	7	1	2	2	3	2	2	.	.	.	M } 239
.	.	.	.	.	.	.	.	.	.	.	.	.	.	.	.	F } 240-246
.	.	.	.	.	.	.	.	.	.	.	.	.	.	.	.	M } 240
.	.	.	.	.	.	.	.	.	.	.	.	.	.	.	.	F } 241
.	.	.	.	.	.	.	.	.	.	.	.	.	.	.	.	M } 242
.	.	.	.	.	.	.	.	.	.	.	.	.	.	.	.	F } 243
.	.	.	.	.	.	.	.	.	.	.	.	.	.	.	.	M } 244
.	.	.	.	.	.	.	.	.	.	.	.	.	.	.	.	F } 245
.	.	.	.	.	.	.	.	.	.	.	.	.	.	.	.	M } 246
.	.	.	7	7	7	2	5	8	8	12	8	8	3	.	.	M } 250-259
.	.	.	.	1	1	1	2	5	10	10	23	10	5	2	.	F } 250

**ABSTRACT 20 (continued). Northern Ireland: Causes**

Detailed List	CAUSES OF DEATH	AGES AT									
		ALL AGES	Under 4 weeks	Total under one year	1-	2-	3-	4-	5-	10-	15-
251	Other disorders of pancreatic internal secretion . . . { M F	1	.	.	.	.	.	.	.	.	.
252	Disorders of parathyroid gland . . . { M F	1	.	.	.	.	.	.	.	.	.
253	Disorders of the pituitary gland and its hypothalamic control . . . { M F	1 3	.	.	.	.	.	.	.	.	.
254	Diseases of thymus gland . . . { M F	.	.	.	.	.	.	.	.	.	.
255	Disorders of adrenal glands . . . { M F	1 3	.	.	.	.	.	.	.	.	.
256	Ovarian dysfunction . . . F	.	.	.	.	.	.	.	.	.	.
257	Testicular dysfunction . . . M	.	.	.	.	.	.	.	.	.	.
258	Polyglandular dysfunction and related disorders . . . { M F	.	.	.	.	.	.	.	.	.	.
259	Other endocrine disorders . . . { M F	.	.	.	.	.	.	.	.	.	.
260-269	Nutritional deficiencies . . . { M F	7 4	.	7	.	.	.	.	.	.	.
260	Kwashiorkor . . . { M F	.	.	.	.	.	.	.	.	.	.
261	Nutritional marasmus . . . { M F	.	.	.	.	.	.	.	.	.	.
262	Other severe protein-calorie malnutrition . . . { M F	.	.	.	.	.	.	.	.	.	.
263	Other and unspecified protein calorie malnutrition . . . { M F	1 2	.	1	.	.	.	.	.	.	.
264	Vitamin A deficiency . . . { M F	.	.	.	.	.	.	.	.	.	.
265	Thiamine and niacin deficiency states . . . { M F	.	.	.	.	.	.	.	.	.	.
266	Deficiency of B-complex components . . . { M F	2	.	.	.	.	.	.	.	.	.
267	Ascorbic acid deficiency . . . { M F	.	.	.	.	.	.	.	.	.	.
268	Vitamin D deficiency . . . { M F	.	.	.	.	.	.	.	.	.	.
269	Other nutritional deficiencies . . . { M F	.	.	.	.	.	.	.	.	.	.
270-279	Other metabolic disorders and immunity disorders . . . { M F	12 8	.	.	7	7	7	.	.	7	.
270	Disorders of amino-acid transport and metabolism . . . { M F	.	.	.	.	.	.	.	.	.	.
271	Disorders of carbohydrate transport and metabolism . . . { M F	1	.	.	.	.	.	.	.	.	.
272	Disorders of lipid metabolism . . . { M F	1	.	.	.	.	.	.	.	.	.
273	Disorders of plasma protein metabolism . . . { M F	1	.	.	.	.	.	.	.	.	.
274	Gout . . . { M F	.	.	.	.	.	.	.	.	.	.
275	Disorders of mineral metabolism . . . { M F	2	.	.	.	.	.	.	.	.	.

of death at different age-periods, 1980.

DEATH																Detailed List		
20-	25-	30-	35-	40-	45-	50-	55-	60-	65-	70-	75-	80-	85-	90-	95 and over			
.	.	.	.	.	.	.	.	1	.	.	.	.	.	.	.	.	M F }	251
.	.	.	.	.	.	.	.	.	1	.	.	.	.	.	.	.	M F }	252
.	.	.	.	.	.	.	1	1	.	.	1	1	.	.	.	.	M F }	253
.	.	.	.	.	.	.	.	.	.	.	.	.	.	.	.	.	M F }	254
.	.	.	.	.	.	.	1	1	.	.	1	.	.	.	1	.	M F }	255
.	.	.	.	.	.	.	.	.	.	.	.	.	.	.	.	.	F	256
.	.	.	.	.	.	.	.	.	.	.	.	.	.	.	.	.	M	257
.	.	.	.	.	.	.	.	.	.	.	.	.	.	.	.	.	M F }	258
.	.	.	.	.	.	.	.	.	.	.	.	.	.	.	.	.	M F }	259
.	.	.	.	.	.	.	.	.	2	.	1	1	.	.	.	.	M F }	260-269
.	.	.	.	.	.	.	.	.	.	.	.	.	.	.	.	.	M F }	260
.	.	.	.	.	.	.	.	.	.	.	.	.	.	.	.	.	M F }	261
.	.	.	.	.	.	.	.	.	.	.	.	.	.	.	.	.	M F }	262
.	.	.	.	.	.	.	.	.	1	.	1	.	.	.	.	.	M F }	263
.	.	.	.	.	.	.	.	.	.	.	.	.	.	.	.	.	M F }	264
.	.	.	.	.	.	.	.	.	.	.	.	.	.	.	.	.	M F }	265
.	.	.	.	.	.	.	.	.	1	.	.	1	.	.	.	.	M F }	266
.	.	.	.	.	.	.	.	.	.	.	.	.	.	.	.	.	M F }	267
.	.	.	.	.	.	.	.	.	.	.	.	.	.	.	.	.	M F }	268
.	.	.	.	.	.	.	.	.	.	.	.	.	.	.	.	.	M F }	269
.	.	.	.	.	.	.	.	4 1	2 1	1 1	1 1	2	1	.	.	.	M F }	270-279
.	.	.	.	.	.	.	.	.	.	.	.	.	.	.	.	.	M F }	270
.	.	.	.	.	.	.	.	.	.	.	1	.	.	.	.	.	M F }	271
.	.	.	.	.	.	.	.	1	.	.	.	.	.	.	.	.	M F }	272
.	.	.	.	.	.	.	.	.	.	1	.	.	.	.	.	.	M F }	273
.	.	.	.	.	.	.	.	.	.	.	.	.	.	.	.	.	M F }	274
.	.	.	.	.	.	.	.	1	1	.	.	.	.	.	.	.	M F }	275

**ABSTRACT 20 (continued). Northern Ireland: Causes**

Detailed List	CAUSES OF DEATH	AGES AT									
		ALL AGES	Under 4 weeks	Total under one year	1-	2-	3-	4-	5-	10-	15-
276	Disorders of fluid, electrolyte and acid-base balance {M F	4 3	.	.	.	.	1	.	.	.	.
277	Other and unspecified disorders of metabolism {M F	2 3	.	.	1	1	.	.	.	1	.
278	Obesity and other hyperalimentation {M F	2 1	.	.	.	.	.	.	.	.	.
279	Disorders involving the immune mechanism {M F	.	.	.	.	.	.	.	.	.	.
	IV. Diseases of the Blood and Blood-forming Organs										
280-289	Diseases of blood and blood-forming organs {M F	26 32	.	1	.	.	.	.	.	1	.
280	Iron deficiency anaemias {M F	3	.	.	.	.	.	.	.	.	.
281	Other deficiency anaemias {M F	4	.	.	.	.	.	.	.	.	.
282	Hereditary haemolytic anaemias {M F	1	.	.	.	.	.	.	.	.	.
283	Acquired haemolytic anaemias {M F	1	.	.	.	.	.	.	.	.	.
284	Aplastic anaemia {M F	10 7	.	.	.	.	.	.	.	1	.
285	Other and unspecified anaemias {M F	9 7	.	.	.	.	.	.	.	.	.
286	Coagulation defects {M F	3 7	.	1	.	.	.	.	.	.	.
287	Purpura and other haemorrhagic conditions {M F	.	.	.	.	.	.	.	.	.	.
288	Diseases of white blood cells {M F	.	.	.	.	.	.	.	.	.	.
289	Other diseases of blood and blood forming organs {M F	4 2	.	.	.	.	.	.	.	.	.
	V. Mental Disorders										
290-294	Organic psychotic conditions {M F	12 20	.	.	.	.	.	.	.	.	.
290	Senile and presenile organic psychotic conditions {M F	11 19	.	.	.	.	.	.	.	.	.
291	Alcoholic psychoses {M F	.	.	.	.	.	.	.	.	.	.
292	Drug psychoses {M F	1	.	.	.	.	.	.	.	.	.
293	Transient organic psychotic conditions {M F	.	.	.	.	.	.	.	.	.	.
294	Other organic psychotic conditions (chronic) {M F	1	.	.	.	.	.	.	.	.	.
295-299	Other psychoses {M F	2	.	.	.	.	.	.	.	.	.
295	Schizophrenic psychoses {M F	.	.	.	.	.	.	.	.	.	.
296	Affective psychoses {M F	.	.	.	.	.	.	.	.	.	.

of death at different age-periods, 1980.

DEATH																Detailed List	
20-	25-	30-	35-	40-	45-	50-	55-	60-	65-	70-	75-	80-	85-	90-	95 and over		
.	.	.	.	.	.	.	.	.	1 1	1	1	2	.	.	.	M F	} 276
.	.	.	.	.	.	.	.	1	.	.	.	.	.	.	.	M F	} 277
.	.	.	.	.	.	.	.	2	.	.	.	.	1	.	.	M F	} 278
.	.	.	.	.	.	.	.	.	.	.	.	.	.	.	.	M F	} 279
.	.	2	1	1	1	1	2 1	2	1 7	2 7	3 6	3 5	4 2	3 2	.	M F	} 280-289
.	.	.	.	.	.	.	.	.	.	.	.	1	.	2	.	M F	} 280
.	.	.	.	.	.	.	.	.	.	.	2	1	1	.	.	M F	} 281
.	.	.	.	.	.	1	.	.	.	.	.	.	.	.	.	M F	} 282
.	.	.	.	.	.	.	.	.	.	.	.	1	.	.	.	M F	} 283
.	.	2	.	.	.	.	.	.	1 1	1 5	1 1	2	1	1	.	M F	} 284
.	.	.	.	1	.	.	1	1	1	1 2	1 1	1 1	2 1	2	.	M F	} 285
.	.	.	1	.	.	.	1	1	3	.	2	1	.	.	.	M F	} 286
.	.	.	.	.	.	.	.	.	.	.	.	.	.	.	.	M F	} 287
.	.	.	.	.	.	.	.	.	.	.	.	.	.	.	.	M F	} 288
.	.	.	.	.	1	.	1	.	2	.	1	.	1	.	.	M F	} 289
.	.	.	.	.	.	1	.	.	.	5	2 8	1 4	2 5	1 2	1	M F	} 290-294
.	.	.	.	.	.	.	.	.	.	5	2 8	1 4	2 5	1 2	.	M F	} 290
.	.	.	.	.	.	.	.	.	.	.	.	.	.	.	.	M F	} 291
.	.	.	.	.	.	.	.	.	.	.	.	.	.	.	1	M F	} 292
.	.	.	.	.	.	.	.	.	.	.	.	.	.	.	.	M F	} 293
.	.	.	.	.	.	1	.	.	.	.	.	.	.	.	.	M F	} 294
.	.	.	.	.	.	.	.	.	.	1	.	1	.	.	.	M F	} 295-299
.	.	.	.	.	.	.	.	.	.	.	.	.	.	.	.	M F	} 295
.	.	.	.	.	.	.	.	.	.	.	.	.	.	.	.	M F	} 296

**ABSTRACT 20 (continued). Northern Ireland: Causes**

Detailed List	CAUSES OF DEATH	AGES AT									
		ALL AGES	Under 4 weeks	Total under one year	1-	2-	3-	4-	5-	10-	15-
297	Paronoid states . . . . . { M F	. .	. .	. .	. .	. .	. .	. .	. .	. .	. .
298	Other nonorganic psychoses . . { M F	2 .	. .	. .	. .	. .	. .	. .	. .	. .	. .
299	Psychoses with origin specific to childhood . . . . . { M F	. .	. .	. .	. .	. .	. .	. .	. .	. .	. .
300-316	<i>Neurotic disorders, personality disorders and other non-psychotic mental disorders</i> . { M F	7 3	. .	. .	. .	. .	. .	. .	. .	. .	. .
300	Neurotic disorders . . . . . { M F	. .	. .	. .	. .	. .	. .	. .	. .	. .	. .
301	Personality disorders . . . . . { M F	. .	. .	. .	. .	. .	. .	. .	. .	. .	. .
302	Sexual deviations and disorders { M F	. .	. .	. .	. .	. .	. .	. .	. .	. .	. .
303	Alcohol dependence syndrome { M F	4 2	. .	. .	. .	. .	. .	. .	. .	. .	. .
304	Drug dependence . . . . . { M F	. .	. .	. .	. .	. .	. .	. .	. .	. .	. .
305	Non-dependent abuse of drugs { M F	2 .	. .	. .	. .	. .	. .	. .	. .	. .	. .
306	Physiological malfunction arising from mental factors . . { M F	. .	. .	. .	. .	. .	. .	. .	. .	. .	. .
307	Special symptoms or syndromes not elsewhere classified . . { M F	1 1	. .	. .	. .	. .	. .	. .	. .	. .	. .
308	Acute reaction to stress . . . { M F	. .	. .	. .	. .	. .	. .	. .	. .	. .	. .
309	Ajustment reaction . . . . . { M F	. .	. .	. .	. .	. .	. .	. .	. .	. .	. .
310	Specific nonpsychotic mental disorders following organic brain damage . . . . . { M F	. .	. .	. .	. .	. .	. .	. .	. .	. .	. .
311	Depressive disorders, not elsewhere classified . . . . . { M F	. .	. .	. .	. .	. .	. .	. .	. .	. .	. .
312	Disturbance of conduct not elsewhere classified . . . . . { M F	. .	. .	. .	. .	. .	. .	. .	. .	. .	. .
313	Disturbance of emotions specific to childhood and adolescence { M F	. .	. .	. .	. .	. .	. .	. .	. .	. .	. .
314	Hyperkinetic syndrome of childhood . . . . . { M F	. .	. .	. .	. .	. .	. .	. .	. .	. .	. .
315	Specific delays in development { M F	. .	. .	. .	. .	. .	. .	. .	. .	. .	. .
316	Psychic factors associated with diseases classified elsewhere . { M F	. .	. .	. .	. .	. .	. .	. .	. .	. .	. .
317-319	<i>Mental retardation</i> . . . . . { M F	. .	. .	. .	. .	. .	. .	. .	. .	. .	. .
317	Mild mental retardation . . . { M F	. .	. .	. .	. .	. .	. .	. .	. .	. .	. .
318	Other specified mental retardation . . . . . { M F	. .	. .	. .	. .	. .	. .	. .	. .	. .	. .
319	Unspecified mental retardation { M F	. .	. .	. .	. .	. .	. .	. .	. .	. .	. .



of death at different age-periods, 1980.

DEATH																Detailed List
20-	25-	30-	35-	40-	45-	50-	55-	60-	65-	70-	75-	80-	85-	90-	95 and over	
.	.	.	.	.	.	.	.	.	.	.	.	.	.	.	.	M } 297
.	.	.	.	.	.	.	.	.	.	1	.	1	.	.	.	F } 298
.	.	.	.	.	.	.	.	.	.	.	.	.	.	.	.	M } 299
.	.	.	.	.	.	.	.	.	.	.	.	.	.	.	.	F } 300-316
1	1	.	.	1	1	1	3	.	.	1	.	.	.	.	.	M } 300
.	.	.	.	.	.	.	.	.	.	.	.	.	.	.	.	F } 301
.	.	.	.	.	.	.	.	.	.	.	.	.	.	.	.	M } 302
.	.	.	.	.	.	.	.	.	.	.	.	.	.	.	.	F } 303
.	.	.	.	1	.	1	2	.	.	1	.	.	.	.	.	M } 304
.	.	.	.	.	.	.	.	.	.	.	.	.	.	.	.	F } 305
.	.	.	.	.	1	.	1	.	.	.	.	.	.	.	.	M } 306
.	.	.	.	.	.	.	.	.	.	.	.	.	.	.	.	F } 307
1	1	.	.	.	.	.	.	.	.	.	.	.	.	.	.	M } 308
.	.	.	.	.	.	.	.	.	.	.	.	.	.	.	.	F } 309
.	.	.	.	.	.	.	.	.	.	.	.	.	.	.	.	M } 310
.	.	.	.	.	.	.	.	.	.	.	.	.	.	.	.	F } 311
.	.	.	.	.	.	.	.	.	.	.	.	.	.	.	.	M } 312
.	.	.	.	.	.	.	.	.	.	.	.	.	.	.	.	F } 313
.	.	.	.	.	.	.	.	.	.	.	.	.	.	.	.	M } 314
.	.	.	.	.	.	.	.	.	.	.	.	.	.	.	.	F } 315
.	.	.	.	.	.	.	.	.	.	.	.	.	.	.	.	M } 316
.	.	.	.	.	.	.	.	.	.	.	.	.	.	.	.	F } 317-319
.	.	.	.	.	.	.	.	.	.	.	.	.	.	.	.	M } 317
.	.	.	.	.	.	.	.	.	.	.	.	.	.	.	.	F } 318
.	.	.	.	.	.	.	.	.	.	.	.	.	.	.	.	M } 319

# ABSTRACT 20 (continued). Northern Ireland: Causes

Detailed List	CAUSES OF DEATH	AGES AT									
		ALL AGES	Under 4 weeks	Total under one year	1-	2-	3-	4-	5-	10-	15-
	<b>VI. Diseases of the Nervous System and Sense Organs</b>										
320-326	<i>Inflammatory diseases of the central nervous system</i> {M F	11 5	2 7	4 7	2 .	. .	. .	. .	7 .	2 .	7 .
320	Bacterial meningitis {M F	3 2	. .	. .	1 .	. .	. .	. .	. .	1 .	1 .
321	Meningitis due to other organisms {M F	. .	. .	. .	. .	. .	. .	. .	. .	. .	. .
322	Meningitis of unspecified cause {M F	4 2	2 1	3 1	. .	. .	. .	. .	. .	. .	. .
323	Encephalitis, myelitis, and encephalomyelitis {M F	3 1	. .	. .	1 .	. .	. .	. .	1 .	1 .	. .
324	Intracranial and intospinal abscess {M F	. .	. .	. .	. .	. .	. .	. .	. .	. .	. .
325	Phlebitis and thrombophlebitis of intracranial venous sinuses {M F	1 .	. .	1 .	. .	. .	. .	. .	. .	. .	. .
326	Late effects of intracranial abscess of pyogenic infection {M F	. .	. .	. .	. .	. .	. .	. .	. .	. .	. .
330-337	<i>Hereditary and degenerative diseases of the central nervous system</i> {M F	37 35	. .	3 3	7 .	. .	. .	. .	7 .	. .	. .
330	Cerebral degenerations usually manifest in childhood {M F	. 1	. .	. .	. .	. .	. .	. .	1 .	. .	. .
331	Other cerebral degenerations {M F	4 3	. .	3 2	1 .	. .	. .	. .	. .	. .	. .
332	Parkinson's disease {M F	16 15	. .	. .	. .	. .	. .	. .	. .	. .	. .
333	Other extrapyramidal disease and abnormal movement disorders {M F	1 3	. .	. .	. .	. .	. .	. .	. .	. .	. .
334	Spinocerebellar disease {M F	. .	. .	. .	. .	. .	. .	. .	. .	. .	. .
335	Anterior horn cell disease {M F	16 13	. .	1 .	. .	. .	. .	. .	. .	. .	. .
336	Other diseases of spinal cord {M F	. .	. .	. .	. .	. .	. .	. .	. .	. .	. .
337	Disorders of the autonomic nervous system {M F	. .	. .	. .	. .	. .	. .	. .	. .	. .	. .
340-349	<i>Other disorders of the central nervous system</i> {M F	44 47	. .	7 .	. .	7 .	. .	. .	. .	2 .	7 .
340	Multiple sclerosis {M F	14 16	. .	. .	. .	. .	. .	. .	. .	. .	. .
341	Other demyelinating diseases of central nervous system {M F	. .	. .	. .	. .	. .	. .	. .	. .	. .	. .
342	Hemiplegia {M F	13 17	. .	. .	. .	. .	. .	. .	. .	. .	. .
343	Infantile cerebral palsy {M F	1 1	. .	. .	. .	1 .	. .	. .	. .	. .	1 .
344	Other paralytic syndromes {M F	2 1	. .	. .	. .	. .	. .	. .	. .	. .	. .
345	Epilepsy {M F	11 7	. .	. .	. .	. .	. .	. .	. .	1 .	. .

of death at different age-periods, 1980.

DEATH																Detailed List
20-	25-	30-	35-	40-	45-	50-	55-	60-	65-	70-	75-	80-	85-	90-	95 and over	
.	.	1	.	.	.	1	.	1	.	.	1	1	.	.	.	M } 320-326 F }
.	.	.	.	.	.	.	.	1	.	.	.	1	.	.	.	M } 320 F }
.	.	.	.	.	.	.	.	.	.	.	.	.	.	.	.	M } 321 F }
.	.	.	.	.	.	1	.	.	.	.	1	.	.	.	.	M } 322 F }
.	.	1	.	.	.	.	.	.	.	.	.	.	.	.	.	M } 323 F }
.	.	.	.	.	.	.	.	.	.	.	.	.	.	.	.	M } 324 F }
.	.	.	.	.	.	.	.	.	.	.	.	.	.	.	.	M } 325 F }
.	.	.	.	.	.	.	.	.	.	.	.	.	.	.	.	M } 326 F }
.	.	2	.	.	4 1	1	1 2	4 3	6 9	7 3	7 5	3 3	2	1	.	M } 330-337 F }
.	.	.	.	.	.	.	.	.	.	.	.	.	.	.	.	M } 330 F }
.	.	.	.	.	.	.	.	.	.	.	.	1	.	.	.	M } 331 F }
.	.	.	.	.	1	.	.	1	1 5	5 2	5 4	2 2	1	1	.	M } 332 F }
.	.	1	.	.	1	.	.	1	.	.	.	1	.	.	.	M } 333 F }
.	.	.	.	.	.	.	.	.	.	.	.	.	.	.	.	M } 334 F }
.	.	1	.	.	2 1	1	1 2	3 1	5 4	2 1	2 1	.	1	.	.	M } 335 F }
.	.	.	.	.	.	.	.	.	.	.	.	.	.	.	.	M } 336 F }
.	.	.	.	.	.	.	.	.	.	.	.	.	.	.	.	M } 337 F }
1	4 1	2 5	3 2	2 1	2 2	1 3	3 3	1 1	4 1	8 5	4 5	1 8	5 5	2	.	M } 340-349 F }
.	.	2	1 1	2	1 2	1 2	1 3	1	2 1	5 2	2	1	.	.	.	M } 330 F }
.	.	.	.	.	.	.	.	.	.	.	.	.	.	.	.	M } 341 F }
.	.	.	.	.	.	.	.	1	2	2 3	4 2	1 6	4 3	2	.	M } 342 F }
.	.	.	.	.	.	.	.	.	.	.	.	.	.	.	.	M } 343 F }
.	.	.	.	.	.	.	.	.	.	1	1	.	1	.	.	M } 344 F }
1	4	2 2	2 1	1	1	1	1	.	.	.	.	1	.	.	.	M } 345 F }

**ABSTRACT 20 (continued). Northern Ireland: Causes**

Detailed List	CAUSES OF DEATH	AGES AT									
		ALL AGES	Under 4 weeks	Total under one year	1-	2-	3-	4-	5-	10-	15-
346	Migraine . . . . . {M F	. .	. .	. .	. .	. .	. .	. .	. .	. .	. .
347	Cataplexy and narcolepsy . . {M F	. .	. .	. .	. .	. .	. .	. .	. .	. .	. .
348	Other conditions of brain . . {M F	3 5	. .	1 .	. .	. .	. .	. .	. .	1 .	. .
349	Other and unspecified disorders of the nervous system . . {M F	. .	. .	. .	. .	. .	. .	. .	. .	. .	. .
350-359	<i>Disorders of the peripheral nervous system</i> . . {M F	10 4	. .	. .	. .	. .	. .	. .	. .	2 .	7 7
350	Trigeminal nerve disorders . . {M F	. .	. .	. .	. .	. .	. .	. .	. .	. .	. .
351	Facial nerve disorders . . . {M F	. .	. .	. .	. .	. .	. .	. .	. .	. .	. .
352	Disorders of other cranial nerves {M F	. 1	. .	. .	. .	. .	. .	. .	. .	. .	. .
353	Nerve root and plexis disorders {M F	. .	. .	. .	. .	. .	. .	. .	. .	. .	. .
354	Mononeuritis of upper limb and mononeuritis multiplex {M F	. .	. .	. .	. .	. .	. .	. .	. .	. .	. .
355	Mononeuritis of lower limb . . {M F	. .	. .	. .	. .	. .	. .	. .	. .	. .	. .
356	Hereditary and idiopathic peripheral neuropathy . . . {M F	. .	. .	. .	. .	. .	. .	. .	. .	. .	. .
357	Inflammatory and toxic neuropathy . . . {M F	. .	. .	. .	. .	. .	. .	. .	. .	. .	. .
358	Myoneural disorders . . . . {M F	2 .	. .	. .	. .	. .	. .	. .	. .	. .	. .
359	Muscular dystrophies and other myopathies . . . . . {M F	8 3	. .	. .	. .	. .	. .	. .	. .	2 .	1 1
360-379	<i>Disorders of the eye and adnexa</i> . . {M F	. .	. .	. .	. .	. .	. .	. .	. .	. .	. .
360	Disorders of the globe . . . {M F	. .	. .	. .	. .	. .	. .	. .	. .	. .	. .
361	Retinal detachments and defects {M F	. .	. .	. .	. .	. .	. .	. .	. .	. .	. .
362	Other retina disorders . . . {M F	. .	. .	. .	. .	. .	. .	. .	. .	. .	. .
363	Chorioretinal inflammations and scars and other disorders of choroid . . . . . {M F	. .	. .	. .	. .	. .	. .	. .	. .	. .	. .
364	Disorders of iris and ciliary body . . . . . {M F	. .	. .	. .	. .	. .	. .	. .	. .	. .	. .
365	Glaucoma . . . . . {M F	. .	. .	. .	. .	. .	. .	. .	. .	. .	. .
366	Cataract . . . . . {M F	. .	. .	. .	. .	. .	. .	. .	. .	. .	. .
367	Disorders of refraction and accommodation . . . {M F	. .	. .	. .	. .	. .	. .	. .	. .	. .	. .
368	Visual disturbances . . . . {M F	. .	. .	. .	. .	. .	. .	. .	. .	. .	. .
369	Blindness and low vision . . {M F	. .	. .	. .	. .	. .	. .	. .	. .	. .	. .

of death at different age-periods, 1980.

DEATH																Detailed List
20-	25-	30-	35-	40-	45-	50-	55-	60-	65-	70-	75-	80-	85-	90-	95 and over	
.	.	.	.	.	.	.	.	.	.	.	.	.	.	.	.	M } 346
.	.	.	.	.	.	.	.	.	.	.	.	.	.	.	.	F } 347
.	1	1	.	.	.	.	1	.	.	.	.	.	2	.	.	M } 348
.	.	.	.	.	.	.	.	.	.	.	.	.	.	.	.	F } 349
.	1	.	.	.	1	.	2	.	1	.	.	2	.	.	.	F } 350-359
.	.	.	.	.	.	.	.	.	.	.	.	.	.	.	.	M } 350
.	.	.	.	.	.	.	.	.	.	.	.	.	.	.	.	F } 351
.	.	.	.	.	.	.	.	.	1	.	.	.	.	.	.	M } 342
.	.	.	.	.	.	.	.	.	.	.	.	.	.	.	.	F } 353
.	.	.	.	.	.	.	.	.	.	.	.	.	.	.	.	M } 354
.	.	.	.	.	.	.	.	.	.	.	.	.	.	.	.	F } 355
.	.	.	.	.	.	.	.	.	.	.	.	.	.	.	.	M } 356
.	.	.	.	.	.	.	.	.	.	.	.	.	.	.	.	F } 357
.	.	.	.	.	.	.	1	.	.	.	.	1	.	.	.	M } 358
.	1	.	.	.	1	.	1	.	1	.	.	1	.	.	.	F } 359
.	.	.	.	.	.	.	.	.	.	.	.	.	.	.	.	M } 360-379
.	.	.	.	.	.	.	.	.	.	.	.	.	.	.	.	M } 360
.	.	.	.	.	.	.	.	.	.	.	.	.	.	.	.	F } 361
.	.	.	.	.	.	.	.	.	.	.	.	.	.	.	.	M } 362
.	.	.	.	.	.	.	.	.	.	.	.	.	.	.	.	F } 363
.	.	.	.	.	.	.	.	.	.	.	.	.	.	.	.	M } 364
.	.	.	.	.	.	.	.	.	.	.	.	.	.	.	.	F } 365
.	.	.	.	.	.	.	.	.	.	.	.	.	.	.	.	M } 366
.	.	.	.	.	.	.	.	.	.	.	.	.	.	.	.	F } 367
.	.	.	.	.	.	.	.	.	.	.	.	.	.	.	.	M } 368
.	.	.	.	.	.	.	.	.	.	.	.	.	.	.	.	F } 369

**ABSTRACT 20 (continued). Northern Ireland: Causes**

Detailed List	CAUSES OF DEATH	AGES AT									
		ALL AGES	Under 4 weeks	Total under one year	1-	2-	3-	4-	5-	10-	15-
370	Keratitis . . . . { F	.	.	.	.	.	.	.	.	.	.
371	Corneal opacity and other disorders of cornea . . { F	.	.	.	.	.	.	.	.	.	.
372	Disorders of conjunctiva . { F	.	.	.	.	.	.	.	.	.	.
373	Inflammation of eyelids . { F	.	.	.	.	.	.	.	.	.	.
374	Other disorders of eyelids . { F	.	.	.	.	.	.	.	.	.	.
375	Disorders of lacrimal system . { F	.	.	.	.	.	.	.	.	.	.
376	Disorders of the orbit . . { F	.	.	.	.	.	.	.	.	.	.
377	Disorders of optic nerve and visual pathways . . { F	.	.	.	.	.	.	.	.	.	.
378	Strabismus and other disorders of binocular eye movements { F	.	.	.	.	.	.	.	.	.	.
379	Other disorders of eye . . { F	.	.	.	.	.	.	.	.	.	.
380-389	<i>Diseases of the ear and mastoid process</i> . . . . { F	.	.	.	.	.	.	.	.	.	.
380	Diseases of exterior ear . . { F	.	.	.	.	.	.	.	.	.	.
381	Nonsuppurative otitis media and Eustachian tube disorders . { F	.	.	.	.	.	.	.	.	.	.
382	Suppurative and unspecified otitis media . . . . { F	.	.	.	.	.	.	.	.	.	.
383	Mastoiditis and related conditions . . . . { F	.	.	.	.	.	.	.	.	.	.
384	Other disorders of tympanic membrane . . . . { F	.	.	.	.	.	.	.	.	.	.
385	Other disorders of middle ear and mastoid . . . . { F	.	.	.	.	.	.	.	.	.	.
386	Vertiginous syndromes and other disorders of vestibular system { F	.	.	.	.	.	.	.	.	.	.
387	Otosclerosis . . . . { F	.	.	.	.	.	.	.	.	.	.
388	Other disorders of ear . . { F	.	.	.	.	.	.	.	.	.	.
389	Deafness . . . . { F	.	.	.	.	.	.	.	.	.	.
	<b>VII. Diseases of the Circulatory System</b>										
390-392	<i>Acute rheumatic fever</i> . . { F	4	.	.	.	.	.	.	.	.	.
390	Rheumatic fever without mention of heart involvement . { F	.	.	.	.	.	.	.	.	.	.
391	Rheumatic fever with heart involvement . . . . { F	4	.	.	.	.	.	.	.	.	.

of death at different age-periods, 1980.

DEATH																Detailed List
20-	25-	30-	35-	40-	45-	50-	55-	60-	65-	70-	75-	80-	85-	90-	95 and over	
.	.	.	.	.	.	.	.	.	.	.	.	.	.	.	.	M } 370
.	.	.	.	.	.	.	.	.	.	.	.	.	.	.	.	F } 371
.	.	.	.	.	.	.	.	.	.	.	.	.	.	.	.	M } 372
.	.	.	.	.	.	.	.	.	.	.	.	.	.	.	.	F } 373
.	.	.	.	.	.	.	.	.	.	.	.	.	.	.	.	M } 374
.	.	.	.	.	.	.	.	.	.	.	.	.	.	.	.	F } 375
.	.	.	.	.	.	.	.	.	.	.	.	.	.	.	.	M } 376
.	.	.	.	.	.	.	.	.	.	.	.	.	.	.	.	F } 377
.	.	.	.	.	.	.	.	.	.	.	.	.	.	.	.	M } 378
.	.	.	.	.	.	.	.	.	.	.	.	.	.	.	.	F } 379
.	.	.	.	.	.	.	.	.	.	.	.	.	.	.	.	M } 380-389
.	.	.	.	.	.	.	.	.	.	.	.	.	.	.	.	F } 380
.	.	.	.	.	.	.	.	.	.	.	.	.	.	.	.	M } 381
.	.	.	.	.	.	.	.	.	.	.	.	.	.	.	.	F } 382
.	.	.	.	.	.	.	.	.	.	.	.	.	.	.	.	M } 383
.	.	.	.	.	.	.	.	.	.	.	.	.	.	.	.	F } 384
.	.	.	.	.	.	.	.	.	.	.	.	.	.	.	.	M } 385
.	.	.	.	.	.	.	.	.	.	.	.	.	.	.	.	F } 386
.	.	.	.	.	.	.	.	.	.	.	.	.	.	.	.	M } 387
.	.	.	.	.	.	.	.	.	.	.	.	.	.	.	.	F } 388
.	.	.	.	.	.	.	.	.	.	.	.	.	.	.	.	M } 389
.	.	.	.	.	7	2	.	.	.	.	.	.	7	.	.	M } 390-392
.	.	.	.	.	.	.	.	.	.	.	.	.	.	.	.	F } 390
.	.	.	.	.	1	2	.	.	.	.	.	.	1	.	.	M } 391

**ABSTRACT 20 (continued). Northern Ireland: Causes**

Detailed List	CAUSES OF DEATH	AGES AT									
		ALL AGES	Under 4 weeks	Total under one year	1-	2-	3-	4-	5-	10-	15-
392	Rheumatic chorea . . . { M F	. .	. .	. .	. .	. .	. .	. .	. .	. .	. .
393-398	Chronic rheumatic heart disease { M F	25 49	. .	. .	. .	. .	. .	. .	. .	. .	. .
393	Chronic rheumatic pericarditis { M F	. .	. .	. .	. .	. .	. .	. .	. .	. .	. .
394·0	Mitral stenosis . . . { M F	6 6	. .	. .	. .	. .	. .	. .	. .	. .	. .
394·1	Rheumatic mitral insufficiency { M F	. 3	. .	. .	. .	. .	. .	. .	. .	. .	. .
394·2	Mitral stenosis with insufficiency { M F	1 1	. .	. .	. .	. .	. .	. .	. .	. .	. .
394·9	Other and unspecified mitral stenosis . . . { M F	4 5	. .	. .	. .	. .	. .	. .	. .	. .	. .
395·0	Rheumatic aortic stenosis . { M F	. 1	. .	. .	. .	. .	. .	. .	. .	. .	. .
395·1	Rheumatic aortic insufficiency { M F	. .	. .	. .	. .	. .	. .	. .	. .	. .	. .
395·2	Rheumatic aortic stenosis with insufficiency { M F	. .	. .	. .	. .	. .	. .	. .	. .	. .	. .
395·9	Other and unspecified diseases or aortic valve . . . { M F	. 1	. .	. .	. .	. .	. .	. .	. .	. .	. .
396	Diseases of mitral and aortic valves . . . { M F	1 7	. .	. .	. .	. .	. .	. .	. .	. .	. .
397	Diseases of other endocardial structures . . . { M F	1 5	. .	. .	. .	. .	. .	. .	. .	. .	. .
398	Other rheumatic heart disease . { M F	12 20	. .	. .	. .	. .	. .	. .	. .	. .	. .
401-405	Hypertensive disease . . . { M F	66 91	. .	. .	. .	. .	. .	. .	. .	. .	1 .
401	Essential hypertension . . . { M F	14 21	. .	. .	. .	. .	. .	. .	. .	. .	. .
402	Hypertensive heart disease . { M F	36 63	. .	. .	. .	. .	. .	. .	. .	. .	. .
403	Hypertensive renal disease . { M F	14 7	. .	. .	. .	. .	. .	. .	. .	. .	1 .
404	Hypertensive heart and renal disease . . . { M F	2 .	. .	. .	. .	. .	. .	. .	. .	. .	. .
405	Secondary hypertension . . . { M F	. .	. .	. .	. .	. .	. .	. .	. .	. .	. .
410-414	Ischaemic heart disease . . . { M F	2,897 1,961	. .	. .	. .	. .	. .	. .	. .	. .	. .
410-0	Acute myocardial infarction with hypertension . . . { M F	204 172	. .	. .	. .	. .	. .	. .	. .	. .	. .
410-9	Acute myocardial infarction without hypertension . . . { M F	2,123 1,354	. .	. .	. .	. .	. .	. .	. .	. .	. .
411-0	Other acute and sub-acute forms of ischaemic heart disease with hypertension . . . { M F	1 .	. .	. .	. .	. .	. .	. .	. .	. .	. .
411-9	Other acute and sub-acute forms of ischaemic heart disease without hypertension . . . { M F	1 .	. .	. .	. .	. .	. .	. .	. .	. .	. .
412-0	Old myocardial infarction with hypertension . . . { M F	. .	. .	. .	. .	. .	. .	. .	. .	. .	. .



of death at different age-periods, 1980.

DEATH																Detailed List	
20-	25-	30-	35-	40-	45-	50-	55-	60-	65-	70-	75-	80-	85-	90-	95 and over		
.	.	.	.	.	.	.	.	.	.	.	.	.	.	.	.	M F	} 392
.	.	.	1	1 1	1	2 4	4 7	4 3	6 9	2 9	2 9	2 4	.	3	.	M F	
.	.	.	.	.	.	.	.	.	.	.	.	.	.	.	.	M F	} 393
.	.	.	.	1	.	.	2 1	1	1 2	1	1 2	.	.	.	.	M F	
.	.	.	.	.	.	.	1	.	1	1	.	.	.	.	.	M F	} 394·0
.	.	.	.	.	.	.	.	1	.	1	.	.	.	.	.	M F	
.	.	.	.	.	.	.	.	.	1	.	1	.	.	.	.	M F	} 394·1
.	.	.	.	.	.	.	.	1	.	.	.	.	.	.	.	M F	
.	.	.	.	.	.	.	.	.	.	.	1	.	.	.	.	M F	} 394·2
.	.	.	.	.	.	.	.	.	.	.	.	.	.	.	.	M F	
.	.	.	.	.	1	1	.	1	1 2	.	1	1 1	.	.	.	M F	} 394·9
.	.	.	.	.	.	.	.	.	.	.	.	.	.	.	.	M F	
.	.	.	.	.	.	.	.	.	1	.	.	.	.	.	.	M F	} 395·0
.	.	.	.	.	.	.	.	.	.	.	.	.	.	.	.	M F	
.	.	.	.	.	.	.	.	.	.	.	.	.	.	.	.	M F	} 395·1
.	.	.	.	.	.	.	.	.	.	.	.	.	.	.	.	M F	
.	.	.	.	.	.	.	.	.	.	.	.	.	.	.	.	M F	} 395·2
.	.	.	.	.	.	.	.	.	.	.	.	.	.	.	.	M F	
.	.	.	.	.	.	.	1	.	.	.	.	.	.	.	.	M F	} 395·9
.	.	.	.	.	.	.	.	.	.	.	.	.	.	.	.	M F	
.	.	.	.	.	.	.	1	1	1	2	1	1	.	1	.	M F	} 396
.	.	.	.	.	.	1 1	1	1	.	2	.	.	.	.	.	M F	
.	.	.	.	.	.	1	1	1	.	2	.	.	.	.	.	M F	} 397
.	.	.	1	1	.	1 2	2 2	1 1	4 2	2 3	5	1 2	.	2	.	M F	
.	1	.	1	1	3	4 1	6 6	9 5	9 11	13 17	7 17	7 16	4 11	1 5	.	M F	} 401-404
.	.	1	.	.	.	1 1	3	1 3	5 3	2 2	4 4	1	3	1	.	M F	
.	.	.	1	.	3	1	1 2	6 2	2 8	9 13	3 10	7 15	2 8	1 4	.	M F	} 402
.	.	.	.	1	.	2	5 1	2	1	2 2	3	.	1	.	.	M F	
.	.	.	.	.	.	.	.	.	1	.	.	.	1	.	.	M F	} 404
.	.	.	.	.	.	.	.	.	.	.	.	.	.	.	.	M F	
.	3	7	13 2	49 14	92 12	142 40	298 88	361 119	488 247	522 353	448 387	289 363	129 219	49 94	7 23	M F	} 410-414
.	.	.	.	3 1	5 1	14 3	23 14	41 15	42 33	37 40	25 37	12 19	9	2	.	M F	
.	2	4	9 1	34 8	65 9	93 33	226 56	263 92	371 171	377 251	335 266	208 250	100 150	33 57	3 10	M F	} 410-9
.	.	.	.	.	.	.	.	.	1	.	.	.	.	.	.	M F	
.	.	.	.	.	.	.	.	.	.	.	.	.	.	.	.	M F	} 411-0
.	.	.	.	.	.	.	.	.	.	.	.	.	.	.	.	M F	
.	.	.	.	.	.	.	.	.	.	.	.	1	.	.	.	M F	} 411-9
.	.	.	.	.	.	.	.	.	.	.	.	.	.	.	.	M F	
.	.	.	.	.	.	.	.	.	.	.	.	.	.	.	.	M F	} 412-0
.	.	.	.	.	.	.	.	.	.	.	.	.	.	.	.	M F	

**ABSTRACT 20 (continued). Northern Ireland: Causes**

Detailed List	CAUSES OF DEATH	AGES AT									
		ALL AGES	Under 4 weeks	Total under one year	1-	2-	3-	4-	5-	10-	15-
412-9	Old myocardial infarction without hypertension {M F	. .	. .	. .	. .	. .	. .	. .	. .	. .	. .
413-0	Angina pectoris with hypertension {M F	. .	. .	. .	. .	. .	. .	. .	. .	. .	. .
413-9	Angina pectoris without hypertension {M F	1 1	. .	. .	. .	. .	. .	. .	. .	. .	. .
414-0 0	Coronary atherosclerosis with hypertension {M F	68 21	. .	. .	. .	. .	. .	. .	. .	. .	. .
414-0 9	Coronary atherosclerosis without hypertension {M F	210 101	. .	. .	. .	. .	. .	. .	. .	. .	. .
414-1 0	Aneurysm of heart with hypertension {M F	. .	. .	. .	. .	. .	. .	. .	. .	. .	. .
414-1 9	Aneurysm of heart without hypertension {M F	. .	. .	. .	. .	. .	. .	. .	. .	. .	. .
414-8 0	Other forms of chronic ischaemic heart disease with hypertension {M F	2 5	. .	. .	. .	. .	. .	. .	. .	. .	. .
414-8 9	Other forms of chronic ischaemic heart disease without hypertension {M F	49 50	. .	. .	. .	. .	. .	. .	. .	. .	. .
414-9 0	Unspecified forms of chronic ischaemic heart disease with hypertension {M F	11 14	. .	. .	. .	. .	. .	. .	. .	. .	. .
414-9 9	Unspecified forms of chronic ischaemic heart disease without hypertension {M F	228 242	. .	. .	. .	. .	. .	. .	. .	. .	. .
415-417	Diseases of pulmonary circulation {M F	79 84	. .	. .	. .	. .	. .	. .	. .	. .	. .
415	Acute pulmonary heart disease {M F	59 70	. .	. .	. .	. .	. .	. .	. .	. .	. .
416	Chronic pulmonary heart disease {M F	20 14	. .	. .	. .	. .	. .	. .	. .	. .	. .
417	Other diseases of pulmonary circulation {M F	. .	. .	. .	. .	. .	. .	. .	. .	. .	. .
420-429	Other forms of heart disease {M F	415 544	2 7	2 7	. .	. .	. .	. .	. .	2 7	. .
420	Acute pericarditis {M F	1 2	. .	. .	. .	. .	. .	. .	. .	. .	. .
421	Acute and subacute endocarditis {M F	2 .	. .	. .	. .	. .	. .	. .	. .	. .	. .
422	Acute myocarditis {M F	1 1	. .	. .	. .	. .	. .	. .	. .	1 .	. .
423	Other diseases of pericardium {M F	2 1	. .	. .	. .	. .	. .	. .	. .	. .	. .
424	Other diseases of endocardium {M F	18 19	. .	. .	. .	. .	. .	. .	. .	. .	. .
425	Cardiomyopathy {M F	7 6	2 1	2 1	. .	. .	. .	. .	. .	. .	. .
426	Conduction disorders {M F	7 5	. .	. .	. .	. .	. .	. .	. .	. .	. .
427-0	Paroxysmal supraventricular tachycardia {M F	. .	. .	. .	. .	. .	. .	. .	. .	. .	. .
427-1	Paroxysmal ventricular tachycardia {M F	. .	. .	. .	. .	. .	. .	. .	. .	. .	. .

of death at different age periods, 1980.

DEATH																Detailed List
20-	25-	30-	35-	40-	45-	50-	55-	60-	65-	70-	75-	80-	85-	90-	95 and over	
.	.	.	.	.	.	.	.	.	.	.	.	.	.	.	.	M } 412-9
.	.	.	.	.	.	.	.	.	.	.	.	.	.	.	.	F } 413-0
.	.	.	.	.	.	.	.	.	.	.	.	.	.	.	.	M } 413-9
.	.	.	.	.	.	.	.	.	.	1	.	.	.	.	.	F } 414-0 0
.	.	.	1	1	3	9	8	9	12	15	7	3	.	.	.	M } 414-0 9
.	1	3	3	9	12	20	28	27	25	31	27	13	8	2	1	M } 414-1 0
.	.	.	1	4	1	2	10	3	7	16	16	16	12	11	3	F } 414-1 9
.	.	.	.	.	.	.	.	.	.	.	.	.	.	.	.	M } 414-8 0
.	.	.	.	.	.	.	.	1	.	1	1	1	1	.	.	F } 414-8 9
.	.	.	.	1	1	1	5	2	10	9	8	10	2	1	3	M } 414-9 0
.	.	.	.	.	.	.	2	.	2	2	3	2	1	1	.	F } 414-9 9
.	.	.	.	1	7	5	6	18	27	50	43	40	18	10	3	M } 415-417
.	.	.	.	.	.	1	5	3	26	33	46	59	43	19	7	F } 415
1	.	.	1	2	2	3	8	9	13	16	13	8	2	1	1	M } 416
1	.	.	1	3	2	3	4	7	17	17	17	17	8	.	.	F } 417
.	.	.	.	1	1	3	2	1	1	2	6	3	1	.	1	M } 420-429
.	.	.	.	.	.	.	.	.	.	.	.	.	.	.	.	F } 420
1	1	1	1	1	4	4	11	26	36	65	78	97	59	24	4	M } 421
.	.	.	.	.	3	3	14	19	30	54	79	136	101	65	28	F } 422
.	.	.	.	1	.	1	.	.	.	.	.	.	.	.	.	M } 423
.	.	.	.	.	.	.	.	.	.	1	.	.	.	.	.	F } 424
.	.	.	.	.	.	.	.	.	.	1	.	.	.	.	.	M } 425
.	1	1	1	.	.	2	2	1	1	.	1	.	.	.	.	F } 426
.	.	.	.	.	.	.	.	1	1	1	2	3	1	.	.	M } 427-0
.	.	.	.	.	.	.	.	.	.	.	.	.	.	.	.	F } 427-1

# ABSTRACT 20 (continued). Northern Ireland: Causes

Detailed List	CAUSES OF DEATH	AGES AT									
		ALL AGES	Under 4 weeks	Total under one year	1-	2-	3-	4-	5-	10-	15-
427·2	Paroxysmal tachycardia unspecified {M F	. .	. .	. .	. .	. .	. .	. .	. .	. .	. .
427·3	Atrial fibrillation and flutter {M F	12 14	. .	. .	. .	. .	. .	. .	. .	. .	. .
427·4	Ventricular fibrillation and flutter {M F	1 .	. .	. .	. .	. .	. .	. .	. .	. .	. .
427·5	Cardiac arrest {M F	21 10	. .	. .	. .	. .	. .	. .	. .	. .	1
427·6	Premature beats {M F	. .	. .	. .	. .	. .	. .	. .	. .	. .	. .
427·8	Other cardiac dysrhythmias {M F	2 .	. .	. .	. .	. .	. .	. .	. .	. .	. .
427·9	Unspecified cardiac dysrhythmias {M F	. .	. .	. .	. .	. .	. .	. .	. .	. .	. .
428	Heart failure {M F	236 291	. .	. .	. .	. .	. .	. .	. .	. .	. .
429	Ill-defined descriptions and complications of heart disease {M F	107 193	. .	. .	. .	. .	. .	. .	. .	1	. .
430-438	Cerebrovascular disease {M F	869 1,318	. .	1 .	. .	. .	. .	. .	1 .	2 .	1 .
430-0	Subarachnoid haemorrhage with hypertension {M F	4 14	. .	. .	. .	. .	. .	. .	. .	. .	. .
430-9	Subarachnoid haemorrhage without hypertension {M F	30 38	. .	. .	. .	. .	. .	. .	. .	. .	1 .
431-0	Intracerebral haemorrhage with hypertension {M F	42 51	. .	. .	. .	. .	. .	. .	. .	. .	. .
431-9	Intracerebral haemorrhage without hypertension {M F	97 157	. .	. .	. .	. .	. .	. .	. .	2 .	. .
432-0	Other and unspecified intracranial haemorrhage with hypertension {M F	1 3	. .	. .	. .	. .	. .	. .	. .	. .	. .
432-9	Other and unspecified intracranial haemorrhage without hypertension {M F	3 3	. .	1 .	. .	. .	. .	. .	. .	. .	. .
433-0	Occlusion and stenosis of pre-cerebral arteries with hypertension {M F	1 .	. .	. .	. .	. .	. .	. .	. .	. .	. .
433-9	Occlusion and stenosis of pre-cerebral arteries without hypertension {M F	2 .	. .	. .	. .	. .	. .	. .	. .	. .	. .
434-0	Occlusion of cerebral arteries with hypertension {M F	16 29	. .	. .	. .	. .	. .	. .	. .	. .	. .
434-9	Occlusion of cerebral arteries without hypertension {M F	177 300	. .	. .	. .	. .	. .	. .	. .	. .	. .
435-0	Transient cerebral ischaemia with hypertension {M F	. 1	. .	. .	. .	. .	. .	. .	. .	. .	. .
435-9	Transient cerebral ischaemia without hypertension {M F	. .	. .	. .	. .	. .	. .	. .	. .	. .	. .
436-0	Acute but ill-defined cerebrovascular disease with hypertension {M F	41 70	. .	. .	. .	. .	. .	. .	. .	. .	. .
436-9	Acute but ill-defined cerebrovascular disease without hypertension {M F	382 554	. .	. .	. .	. .	. .	. .	. .	. .	. .

of death at different age-periods, 1980.

DEATH																Detailed List		
20-	25-	30-	35-	40-	45-	50-	55-	60-	65-	70-	75-	80-	85-	90-	95 and over			
.	.	.	.	.	.	.	.	.	.	.	.	.	.	.	.	M F	}	427·2
.	.	.	.	.	.	.	.	1	1	3	2	5	1	.	.	M F		}
.	.	.	.	.	.	.	.	.	1	.	.	.	.	.	.	M F	}	
.	.	.	1	.	.	1	1	4	2	3	5	2	2	.	.	M F		}
.	.	.	.	.	.	.	.	.	.	.	.	.	.	.	.	M F	}	
.	.	.	.	.	.	.	.	.	.	1	.	1	.	.	.	M F		}
.	.	.	.	.	.	.	.	.	.	.	.	.	.	.	.	M F	}	
1	.	1	.	1	3	1	6	14	20	41	45	58	33	11	2	M F		}
.	.	1	1	1	1	.	1	6	5	10	21	26	23	12	2	M F	}	
2	3	2	1	4	18	31	38	50	99	172	172	158	81	30	5	M F		}
2	4	2	2	6	9	20	33	64	96	195	283	304	201	97	24			
.	.	.	.	1	1	3	2	1	2	3	.	1	.	.	.	M F	}	430-0
2	3	1	1	2	1	4	3	7	2	2	2	1	.	1	.	M F		}
1	1	.	.	1	1	4	6	10	4	11	7	4	5	.	.	M F	}	
.	1	.	1	2	8	5	4	7	10	21	13	14	10	1	1	M F		}
.	.	.	.	.	.	.	1	1	1	.	1	.	.	.	.	M F	}	
.	.	.	.	.	.	.	.	1	1	.	1	1	.	.	.	M F		}
.	.	.	.	.	.	1	.	.	.	.	.	.	.	.	.	M F	}	
.	.	.	.	.	.	.	1	.	1	.	.	.	.	.	.	M F		}
.	.	.	.	.	1	.	.	3	1	5	3	1	1	1	.	M F	}	
.	.	.	.	.	4	1	4	5	11	14	29	36	32	10	1	M F		}
.	.	.	.	.	.	.	.	.	.	.	.	.	1	.	.	M F	}	
.	.	.	.	.	.	.	.	.	.	.	.	.	.	.	.	M F		}
.	.	.	.	.	.	3	3	4	8	8	8	6	1	.	.	M F	}	
.	.	.	.	1	2	6	14	18	52	86	80	72	33	16	2	M F		}
.	.	.	.	.	1	5	8	19	51	90	129	125	89	28	9			

# ABSTRACT 20 (continued). Northern Ireland: Causes

Detailed List	CAUSES OF DEATH	AGES AT									
		ALL AGES	Under 4 weeks	Total under one year	1-	2-	3-	4-	5-	10-	15-
437-0	Other and ill-defined cerebro-vascular disease with hypertension . . . . .	{M F 3 3	. .	. .	. .	. .	. .	. .	. .	. .	. .
437-9	Other and ill-defined cerebro-vascular disease without hypertension . . . . .	{M F 69 124	. .	. .	. .	. .	. .	. .	1 .	. .	. .
438-0	Late effects of cerebro-vascular disease with hypertension . . . . .	{M F . .	. .	. .	. .	. .	. .	. .	. .	. .	. .
438-9	Late effects of cerebro-vascular disease without hypertension . . . . .	{M F 1 1	. .	. .	. .	. .	. .	. .	. .	. .	. .
440-448	<i>Diseases of arteries, arterioles and capillaries . . . . .</i>	{M F 189 189	. .	. .	. .	. .	. .	. .	. .	. .	. .
440	Atherosclerosis . . . . .	{M F 80 129	. .	. .	. .	. .	. .	. .	. .	. .	. .
441	Aortic aneurysm . . . . .	{M F 69 26	. .	. .	. .	. .	. .	. .	. .	. .	. .
442	Other aneurysm . . . . .	{M F 3 .	. .	. .	. .	. .	. .	. .	. .	. .	. .
443	Other peripheral vascular disease . . . . .	{M F 23 21	. .	. .	. .	. .	. .	. .	. .	. .	. .
444	Arterial embolism and thrombosis . . . . .	{M F 10 8	. .	. .	. .	. .	. .	. .	. .	. .	. .
446	Polyarteritis nodosa and allied conditions . . . . .	{M F 3 4	. .	. .	. .	. .	. .	. .	. .	. .	. .
447	Other disorders of arteries and arterioles . . . . .	{M F 1 1	. .	. .	. .	. .	. .	. .	. .	. .	. .
448	Diseases of capillaries . . . . .	{M F . .	. .	. .	. .	. .	. .	. .	. .	. .	. .
451-459	<i>Diseases of veins and lymphatics and other diseases of circulatory system . . . . .</i>	{M F 8 21	. .	. .	. .	. .	. .	. .	. .	. .	. .
451	Phlebitis and thrombophlebitis . . . . .	{M F 4 5	. .	. .	. .	. .	. .	. .	. .	. .	. .
452	Portal vein thrombosis . . . . .	{M F . .	. .	. .	. .	. .	. .	. .	. .	. .	. .
453	Other venous embolism and thrombosis . . . . .	{M F 4 7	. .	. .	. .	. .	. .	. .	. .	. .	. .
454	Varicose veins of lower extremities . . . . .	{M F . 3	. .	. .	. .	. .	. .	. .	. .	. .	. .
455	Haemorrhoids . . . . .	{M F . .	. .	. .	. .	. .	. .	. .	. .	. .	. .
456	Varicose veins of other sites . . . . .	{M F 1 .	. .	. .	. .	. .	. .	. .	. .	. .	. .
457	Noninfective disorders of lymphatic channels . . . . .	{M F 1 .	. .	. .	. .	. .	. .	. .	. .	. .	. .
458	Hypotension . . . . .	{M F 2 .	. .	. .	. .	. .	. .	. .	. .	. .	. .
459	Other disorders of circulatory system . . . . .	{M F . 2	. .	. .	. .	. .	. .	. .	. .	. .	. .
	<b>VIII. Diseases of the Respiratory System</b>										
460-466	<i>Acute respiratory infections . . . . .</i>	{M F 12 17	. .	7 3	1 1	. .	. .	. .	. .	1 .	. .

of death at different age-periods, 1980.

DEATH																Detailed List
20-	25-	30-	35-	40-	45-	50-	55-	60-	65-	70-	75-	80-	85-	90-	95 and over	
.	.	.	.	.	.	.	.	.	2	.	1	.	1	1	.	M } 437-0
.	.	.	.	.	.	1	1	3	2	6	10	16	22	4	2	M } 437-9
.	.	.	.	.	.	3	2	4	2	2	12	27	29	21	7	F } 438-0
.	.	.	.	.	.	.	.	.	.	.	.	.	.	.	.	M } 438-9
.	.	.	.	.	.	.	.	.	.	.	.	1	1	.	.	F } 440-448
1	.	.	.	.	.	3	8	15	19	29	37	42	23	9	3	M } 440
.	.	.	.	.	.	7	6	3	12	16	27	44	49	15	16	F } 441
.	.	.	.	.	.	1	1	1	4	7	14	28	14	8	15	M } 442
.	.	.	.	.	.	3	6	9	13	13	16	5	3	1	.	M } 443
.	.	.	.	.	.	1	4	.	3	4	4	6	3	1	.	M } 444
.	.	.	.	.	.	.	.	.	.	1	.	2	.	.	.	M } 446
.	.	.	.	.	.	.	.	3	1	2	4	6	5	.	.	M } 447
.	.	.	.	.	.	.	.	1	2	2	3	6	7	.	.	M } 448
.	.	.	.	.	.	.	.	1	1	4	2	1	1	.	1	M } 451-459
1	.	.	.	.	.	.	.	1	1	3	1	.	.	.	.	M } 451
.	.	.	.	.	.	.	.	.	.	.	.	.	.	.	.	M } 452
.	.	.	.	.	.	.	.	.	.	.	.	.	.	.	.	M } 453
.	.	.	.	.	.	.	.	.	.	.	.	.	.	.	.	M } 454
.	.	.	.	.	.	.	.	.	.	.	.	.	.	.	.	M } 455
.	.	.	.	.	.	.	.	.	.	.	.	.	.	.	.	M } 456
.	.	.	.	.	.	.	.	.	.	.	.	.	.	.	.	M } 457
.	.	.	.	.	.	.	.	.	.	.	.	.	.	.	.	M } 458
.	.	.	.	.	.	.	.	.	.	.	.	.	.	.	.	M } 459
1	.	.	.	.	.	.	.	1	.	1	.	1	.	1	.	M } 459-460

**ABSTRACT 20 (continued). Northern Ireland: Causes**

Detailed List	CAUSES OF DEATH	AGES AT									
		ALL AGES	Under 4 weeks	Total under one year	1-	2-	3-	4-	5-	10-	15-
460	Acute nasopharyngitis (common cold) . . . . . { M F	.	.	.	.	.	.	.	.	.	.
461	Acute sinusitis . . . . . { M F	.	.	.	.	.	.	.	.	.	.
462	Acute pharyngitis . . . . . { M F	1	.	.	.	.	.	.	.	1	.
463	Acute tonsillitis . . . . . { M F	.	.	.	.	.	.	.	.	.	.
464	Acute laryngitis and tracheitis { M F	2 1	.	2	1	.	.	.	.	.	.
465	Acute upper respiratory infections of multiple or unspecified sites . . . . . { M F	3 2	.	3 2	.	.	.	.	.	.	.
466	Acute bronchitis and bronchiolitis . . . . . { M F	6 8	.	2 1	.	1	.	.	.	.	.
470-478	Other diseases of upper respiratory tract . . . . . { M F	1	.	.	.	.	1	.	.	.	.
470	Deflected nasal septum . . . . . { M F	.	.	.	.	.	.	.	.	.	.
471	Nasal polyps . . . . . { M F	.	.	.	.	.	.	.	.	.	.
472	Chronic pharyngitis and nasopharyngitis . . . . . { M F	.	.	.	.	.	.	.	.	.	.
473	Chronic sinusitis . . . . . { M F	.	.	.	.	.	.	.	.	.	.
474	Chronic disease of tonsils and adenoids . . . . . { M F	.	.	.	.	.	.	.	.	.	.
475	Peritonsillar abscess . . . . . { M F	.	.	.	.	.	.	.	.	.	.
476	Chronic laryngitis and laryngotracheitis . . . . . { M F	.	.	.	.	.	.	.	.	.	.
477	Allergic rhinitis . . . . . { M F	.	.	.	.	.	.	.	.	.	.
478	Other diseases of upper respiratory tract . . . . . { M F	1	.	.	.	.	1	.	.	.	.
480-487	Pneumonia and influenza . . . . . { M F	616 743	1	4 5	1 2	.	1	.	1 1	1 1	2 1
480	Viral pneumonia . . . . . { M F	3 5	.	2	1	.	.	.	.	.	.
481	Pneumococcal pneumonia . . . . . { M F	36 41	.	.	.	.	.	.	.	.	.
482	Other bacterial pneumonia . . . . . { M F	1 2	.	1	.	.	.	.	.	.	.
483	Pneumonia due to other specified organism . . . . . { M F	1 2	.	1 2	.	.	.	.	.	.	.
484	Pneumonia in infectious diseases classified elsewhere . . . . . { M F	.	.	.	.	.	.	.	.	.	.
485	Bronchopneumonia, organism unspecified . . . . . { M F	537 648	1	1 2	1 1	.	1	.	1 1	1 1	2 1
486	Pneumonia, organism unspecified . . . . . { M F	27 29	.	.	.	.	.	.	.	.	.
487	Influenza . . . . . { M F	11 16	.	.	.	.	.	.	.	.	.



of death at different age-periods, 1980.

DEATH																Detailed List		
20-	25-	30-	35-	40-	45-	50-	55-	60-	65-	70-	75-	80-	85-	90-	95 and over			
.	.	.	.	.	.	.	.	.	.	.	.	.	.	.	.	M F }	460	
.	.	.	.	.	.	.	.	.	.	.	.	.	.	.	.	M F }	461	
.	.	.	.	.	.	.	.	.	.	.	.	.	.	.	.	M F }	462	
.	.	.	.	.	.	.	.	.	.	.	.	.	.	.	.	M F }	463	
.	.	.	.	.	.	.	.	.	.	.	.	.	.	.	.	M F }	464	
.	.	.	.	.	.	.	.	.	.	.	.	.	.	.	.	M F }	465	
1	.	.	.	.	.	.	.	1 2	.	1	.	1 2	.	1 1	.	M F }	466	
.	.	.	.	.	.	.	.	.	.	.	.	.	.	.	.	M F }	470-478	
.	.	.	.	.	.	.	.	.	.	.	.	.	.	.	.	M F }	470	
.	.	.	.	.	.	.	.	.	.	.	.	.	.	.	.	M F }	471	
.	.	.	.	.	.	.	.	.	.	.	.	.	.	.	.	M F }	472	
.	.	.	.	.	.	.	.	.	.	.	.	.	.	.	.	M F }	473	
.	.	.	.	.	.	.	.	.	.	.	.	.	.	.	.	M F }	474	
.	.	.	.	.	.	.	.	.	.	.	.	.	.	.	.	M F }	475	
.	.	.	.	.	.	.	.	.	.	.	.	.	.	.	.	M F }	476	
.	.	.	.	.	.	.	.	.	.	.	.	.	.	.	.	M F }	477	
.	.	.	.	.	.	.	.	.	.	.	.	.	.	.	.	M F }	478	
3	.	1	1 3	2	3 3	5 7	10 16	16 25	56 36	69 78	130 107	157 158	98 164	47 94	8 42	M F }	480-487	
.	.	.	1	.	.	.	.	.	1	.	1	.	1	1	.	M F }	480	
.	.	.	.	.	1	1 1	1 2	2 2	6 4	7 5	7 9	5 7	4 7	2 4	2	M F }	481	
.	.	.	1	.	.	.	1	.	.	.	.	.	.	.	.	M F }	482	
.	.	.	.	.	.	.	.	.	.	.	.	.	.	.	.	M F }	483	
.	.	.	.	.	.	.	.	.	.	.	.	.	.	.	.	M F }	484	
2	.	1	2	2	2 2	4 6	8 11	14 22	40 29	59 66	111 92	147 144	89 144	44 85	7 39	M F }	485	
.	.	.	.	.	1	.	3	.	8 2	2 5	7 2	5 5	3 9	1 2	1	M F }	486	
1	.	.	.	.	.	.	1 1	1	2	1 2	4 4	2	2 3	2	1	M F }	487	

# ABSTRACT 20 (continued). Northern Ireland: Causes

Detailed List	CAUSES OF DEATH		AGES AT									
			ALL AGES	Under 4 weeks	Total under one year	1-	2-	3-	4-	5-	10-	15-
490-496	<i>Chronic obstructive pulmonary disease and allied conditions</i>	{M F}	471 203	.	.	.	.	.	.	.	1	.
490	Bronchitis not specified as acute or chronic	{M F}	6 6	.	.	.	.	.	.	.	.	.
491	Chronic bronchitis	{M F}	271 107	.	.	.	.	.	.	.	.	.
492	Emphysema	{M F}	21 4	.	.	.	.	.	.	.	.	.
493	Asthma	{M F}	26 29	.	.	.	.	.	.	.	1	.
494	Bronchiectasis	{M F}	6 6	.	.	.	.	.	.	.	.	.
495	Extrinsic allergic alveolitis	{M F}	1	.	.	.	.	.	.	.	.	.
496	Chronic airways obstruction not elsewhere classified	{M F}	140 51	.	.	.	.	.	.	.	.	.
500-508	<i>Pneumoconiosis and other lung diseases due to external agents</i>	{M F}	16 1	.	1	.	.	.	.	.	.	.
500	Coalworkers' pneumoconiosis	{M F}	.	.	.	.	.	.	.	.	.	.
501	Asbestosis	{M F}	13	.	.	.	.	.	.	.	.	.
502	Pneumoconiosis due to other silica or silicates	{M F}	.	.	.	.	.	.	.	.	.	.
503	Pneumoconiosis due to other inorganic dust	{M F}	.	.	.	.	.	.	.	.	.	.
504	Pneumopathy due to inhalation of other dust	{M F}	1	.	.	.	.	.	.	.	.	.
505	Pneumoncoiosis, unspecified	{M F}	1	.	.	.	.	.	.	.	.	.
506	Respiratory conditions due to chemical fumes and vapours	{M F}	.	.	.	.	.	.	.	.	.	.
507	Pneumoconiosis due to solids and liquids	{M F}	2	.	1	.	.	.	.	.	.	.
508	Respiratory conditions due to other and unspecified external agents	{M F}	.	.	.	.	.	.	.	.	.	.
510-519	<i>Other diseases of respiratory system</i>	{M F}	97 84	2	39 18	.	1	.	.	.	1	.
510	Empyema	{M F}	1	.	.	.	.	.	.	.	.	.
511	Pleurisy	{M F}	1 4	.	.	.	.	.	.	.	.	.
512	Pneumothorax	{M F}	1	.	.	.	.	.	.	.	.	.
513	Abcess of lung and mediastinum	{M F}	2	.	.	.	.	.	.	.	.	.
514	Pulmonary congestion and hypostasis	{M F}	10 15	.	.	.	.	.	.	.	.	.
515	Postinflammatory pulmonary fibrosis	{M F}	7 11	.	.	.	.	.	.	1	.	.
516	Other alveolar and parieto-alveolar pneumopathy	{M F}	46 24	2	39 18	1	1	.	.	.	.	.

of death at different age-periods, 1980.

DEATH																Detailed List
20-	25-	30-	35-	40-	45-	50-	55-	60-	65-	70-	75-	80-	85-	90-	95 and over	
1	1	3	.	2	4	17	25	53	78	100	86	57	30	14	1	M F } 490-496
.	.	.	.	.	.	.	.	1	1	1	1	.	1	1	.	M F } 490
.	.	.	.	1	2	8	11	33	41	53	52	40	21	9	1	M F } 491
.	.	.	.	1	2	4	6	8	19	19	18	13	12	4	.	M F } 492
.	.	.	.	.	.	.	.	1	2	4	6	2	1	.	.	M F } 493
1	1	2	.	1	1	2	3	2	2	8	1	2	1	.	.	M F } 494
.	.	1	.	.	.	.	.	.	2	.	2	1	.	.	.	M F } 495
.	.	.	.	.	.	.	.	1	.	.	.	.	.	.	.	M F } 496
.	.	.	.	1	1	7	9	15	28	33	24	12	6	4	.	M F } 500-508
.	.	1	.	.	1	1	4	1	1	5	7	.	.	.	.	M F } 500
.	.	.	.	.	.	.	.	.	.	.	.	.	.	.	.	M F } 501
.	.	.	.	.	.	.	.	.	.	.	.	.	.	.	.	M F } 502
.	.	.	.	.	.	.	.	.	.	.	.	.	.	.	.	M F } 503
.	.	.	.	.	.	.	.	.	.	.	.	.	.	.	.	M F } 504
.	.	.	.	.	.	.	.	.	.	.	1	.	.	.	.	M F } 505
.	.	.	.	.	.	.	.	1	.	.	.	.	.	.	.	M F } 506
.	.	.	.	.	.	.	.	.	.	.	.	.	.	.	.	M F } 507
.	.	1	.	.	.	.	.	.	.	.	.	.	.	.	.	M F } 508
.	.	.	.	3	2	1	3	3	6	8	15	7	4	4	1	M F } 510-519
.	.	.	.	.	.	2	3	1	6	7	11	15	11	6	1	M F } 510
.	.	.	.	.	.	.	.	.	.	.	1	.	.	.	.	M F } 511
.	.	.	.	.	.	.	.	1	.	1	2	.	.	.	.	M F } 512
.	.	.	.	.	.	.	.	.	.	.	.	.	.	1	.	M F } 513
.	.	.	.	.	.	.	.	1	1	.	.	.	.	.	.	M F } 514
.	.	.	.	1	.	.	1	1	1	1	2	4	7	1	1	M F } 515
.	.	.	.	2	.	1	.	.	1	4	3	2	1	.	.	M F } 516
.	.	.	.	.	2	1	1	1	3	1	1	.	.	.	.	M F }

**ABSTRACT 20 (continued). Northern Ireland: Causes**

Detailed List	CAUSES OF DEATH	AGES AT									
		ALL AGES	Under 4 weeks	Total under one year	1-	2-	3-	4-	5-	10-	15-
517	Lung involvement in conditions classified elsewhere {M F	.	.	.	.	.	.	.	.	.	.
518	Other diseases of lung {M F	19 13	.	.	1	.	.	.	.	.	.
519	Other diseases of respiratory system {M F	10 17	.	.	.	.	.	.	.	.	.
<b>IX. Diseases of the Digestive System</b>											
520-529	<i>Diseases of oral cavity, salivary glands and jaws</i> {M F	2	.	.	.	.	.	.	.	.	.
520	Disorders of tooth development and eruption {M F	.	.	.	.	.	.	.	.	.	.
521	Diseases of hard tissue of teeth {M F	.	.	.	.	.	.	.	.	.	.
522	Diseases of pulp and periapical diseases {M F	.	.	.	.	.	.	.	.	.	.
523	Gingival and periodontal diseases {M F	.	.	.	.	.	.	.	.	.	.
524	Dentofacial anomalies, including malocclusion {M F	.	.	.	.	.	.	.	.	.	.
525	Other diseases and conditions of the teeth and supporting structures {M F	.	.	.	.	.	.	.	.	.	.
526	Diseases of the jaws {M F	.	.	.	.	.	.	.	.	.	.
527	Diseases of the salivary glands {M F	2	.	.	.	.	.	.	.	.	.
528	Diseases of the oral soft tissues, excluding lesions specific for gingiva and tongue {M F	.	.	.	.	.	.	.	.	.	.
529	Diseases and other conditions of the tongue {M F	.	.	.	.	.	.	.	.	.	.
530-537	<i>Diseases of oesophagus, stomach and duodenum</i> {M F	72 62	.	.	.	.	.	.	.	.	.
530	Diseases of oesophagus {M F	7 11	.	.	.	.	.	.	.	.	.
531	Gastric ulcer {M F	20 14	.	.	.	.	.	.	.	.	.
532	Duodenal ulcer {M F	36 23	.	.	.	.	.	.	.	.	.
533	Peptic ulcer, site unspecified {M F	7 12	.	.	.	.	.	.	.	.	.
534	Gastrojejunal ulcer {M F	1	.	.	.	.	.	.	.	.	.
535	Gastritis and duodenitis {M F	.	.	.	.	.	.	.	.	.	.
536	Disorders of function of stomach {M F	.	.	.	.	.	.	.	.	.	.
537	Other disorders of stomach and duodenum {M F	1 2	.	.	.	.	.	.	.	.	.

of death at different age-periods, 1980.

DEATH																Detailed List		
20-	25-	30-	35-	40-	45-	50-	55-	60-	65-	70-	75-	80-	85-	90-	95 and over			
.	.	.	.	.	.	.	.	.	.	.	.	.	.	.	.	M } 517		
.	.	.	.	.	.	1	1	2	1	3	5	3	1	1	1	M } 518		
.	.	.	.	.	.	.	.	.	2	3	5	1	3	3	.	M } 519		
.	.	.	.	.	.	.	.	.	.	.	1	1	.	.	.	M } 520-529		
.	.	.	.	.	.	.	.	.	.	.	.	.	.	.	.	M } 520		
.	.	.	.	.	.	.	.	.	.	.	.	.	.	.	.	M } 521		
.	.	.	.	.	.	.	.	.	.	.	.	.	.	.	.	M } 522		
.	.	.	.	.	.	.	.	.	.	.	.	.	.	.	.	M } 523		
.	.	.	.	.	.	.	.	.	.	.	.	.	.	.	.	M } 524		
.	.	.	.	.	.	.	.	.	.	.	.	.	.	.	.	M } 525		
.	.	.	.	.	.	.	.	.	.	.	.	.	.	.	.	M } 526		
.	.	.	.	.	.	.	.	.	.	.	1	1	.	.	.	M } 527		
.	.	.	.	.	.	.	.	.	.	.	.	.	.	.	.	M } 528		
.	.	.	.	.	.	.	.	.	.	.	.	.	.	.	.	M } 529		
.	.	.	1	1	1	2	7	8	12	15	16	5	4	1	1	M } 530-537		
.	.	.	.	.	.	1	.	3	10	11	8	9	9	4	4	F }		
.	.	.	1	.	.	1	.	1	2	2	3	.	2	1	.	M } 530		
.	.	.	.	.	1	.	1	5	3	5	3	4	2	1	1	M } 531		
.	.	.	.	1	.	6	2	2	8	6	9	3	2	2	.	M } 532		
.	.	.	.	.	.	.	.	1	2	1	1	2	2	.	1	M } 533		
.	.	.	.	.	.	.	.	.	.	.	1	.	.	.	.	M } 534		
.	.	.	.	.	.	.	.	.	.	.	.	.	.	.	.	M } 535		
.	.	.	.	.	.	.	.	.	.	.	.	.	.	.	.	M } 536		
.	.	.	.	.	.	.	.	.	.	1	2	.	.	.	.	M } 537		

**ABSTRACT 20 (continued). Northern Ireland: Causes**

Detailed List	CAUSES OF DEATH	AGES AT									
		ALL AGES	Under 4 weeks	Total under one year	1-	2-	3-	4-	5-	10-	15-
540-543	<i>Appendicitis</i> . . . {M F	2 3	.	.	.	.	.	.	.	1	.
540	Acute appendicitis . . . {M F	2 2	.	.	.	.	.	.	.	1	.
541	Appendicitis, unqualified . . . {M F	1	.	.	.	.	.	.	.	.	.
542	Other appendicitis . . . {M F	.	.	.	.	.	.	.	.	.	.
543	Other diseases of appendix . . . {M F	.	.	.	.	.	.	.	.	.	.
550-553	<i>Hernia of abdominal cavity</i> . . . {M F	10 11	.	.	.	.	.	.	.	.	.
550	Inguinal hernia . . . {M F	8 1	.	.	.	.	.	.	.	.	.
551	Other hernia of abdominal cavity, with gangrene . . . {M F	.	.	.	.	.	.	.	.	.	.
552	Other hernia of abdominal cavity with obstruction, without mention of gangrene . . . {M F	1 6	.	.	.	.	.	.	.	.	.
553	Other hernia of abdominal cavity without mention of obstruction or gangrene . . . {M F	1 4	.	.	.	.	.	.	.	.	.
555-558	<i>Noninfective enteritis and colitis</i> {M F	29 34	.	2	.	.	.	1	1	.	.
555	Regional enteritis . . . {M F	4	.	.	.	.	.	.	.	.	.
556	Idiopathic proctocolitis . . . {M F	4 2	.	.	.	.	.	.	.	.	.
557	Vascular insufficiency of intestine . . . {M F	20 20	.	.	.	.	.	.	.	.	.
558	Other noninfective gastroenteritis and colitis . . . {M F	5 8	.	2	.	.	.	1	1	.	.
560-569	<i>Other diseases of intestines and peritoneum</i> . . . {M F	45 43	.	1 1	.	.	.	.	.	.	.
560	Intestinal obstruction without mention of hernia . . . {M F	26 14	.	.	.	.	.	.	.	.	.
562	Diverticula of intestine . . . {M F	7 24	.	.	.	.	.	.	.	.	.
564	Functional digestive disorders, not elsewhere classified . . . {M F	.	.	.	.	.	.	.	.	.	.
565	Anal fissure and fistula . . . {M F	.	.	.	.	.	.	.	.	.	.
566	Abscess of anal and rectal regions . . . {M F	.	.	.	.	.	.	.	.	.	.
567	Peritonitis . . . {M F	5 2	.	1	.	.	.	.	.	.	.
568	Other disorders of peritoneum . . . {M F	.	.	.	.	.	.	.	.	.	.
569	Other disorders of intestine . . . {M F	7 3	.	1	.	.	.	.	.	.	.
570-579	<i>Other diseases of digestive system</i> {M F	68 84	.	1	.	.	1	.	.	.	1

of death at different age-periods, 1980.

DEATH																Detailed List
20-	25-	30-	35-	40-	45-	50-	55-	60-	65-	70-	75-	80-	85-	90-	95 and over	
.	.	.	.	.	.	.	.	.	1	.	1	.	2	.	.	M } 540-543 F }
.	.	.	.	.	.	.	.	.	.	.	1	.	2	.	.	M } 540 F }
.	.	.	.	.	.	.	.	.	1	.	.	.	.	.	.	M } 541 F }
.	.	.	.	.	.	.	.	.	.	.	.	.	.	.	.	M } 542 F }
.	.	.	.	.	.	.	.	.	.	.	.	.	.	.	.	M } 543 F }
.	.	.	1	.	.	1	.	.	2	1	2	3	1	1	.	M } 550-553 F }
.	.	.	.	.	.	.	.	.	2	1	1	2	1	1	.	M } 550 F }
.	.	.	.	.	.	.	.	.	.	.	.	.	.	.	.	M } 551 F }
.	.	.	1	.	.	1	.	.	1	.	1	1	1	.	.	M } 552 F }
.	.	.	.	.	.	.	.	.	.	2	.	1	2	.	.	M } 553 F }
.	.	.	2	.	2	1	1	3	7	2	1	9	2	1	3	M } 555-558 F }
.	.	.	.	.	.	1	.	.	.	1	1	1	.	.	.	M } 555 F }
.	.	.	1	.	1	1	.	.	1	1	1	.	.	.	.	M } 556 F }
.	.	.	1	.	1	.	1	3	5	2	1	7	2	1	1	M } 557 F }
.	.	.	.	.	.	.	.	.	1	.	1	2	3	.	2	M } 558 F }
1	.	.	.	.	1	2	2	3	7	7	9	7	5	1	.	M } 560-569 F }
.	.	.	.	.	.	1	1	1	2	6	5	4	5	1	.	M } 560 F }
1	.	.	.	.	.	1	1	2	1	2	6	2	5	1	.	M } 562 F }
.	.	.	.	.	.	.	.	.	.	.	.	.	.	.	.	M } 564 F }
.	.	.	.	.	.	.	.	.	.	.	.	.	.	.	.	M } 565 F }
.	.	.	.	.	.	.	.	.	.	.	.	.	.	.	.	M } 566 F }
.	.	.	.	.	1	.	.	1	1	1	1	.	1	.	.	M } 567 F }
.	.	.	.	.	.	.	.	.	.	.	.	.	.	.	.	M } 568 F }
.	.	.	.	.	.	.	1	.	3	1	3	1	.	.	.	M } 569 F }
.	.	1	1	2	3	6	9	8	13	10	8	4	1	3	2	M } 570-579 F }

# ABSTRACT 20 (continued). Northern Ireland: Causes

Detailed List	CAUSES OF DEATH	AGES AT									
		ALL AGES	Under 4 weeks	Total under one year	1-	2-	3-	4-	5-	10-	15-
570	Acute and subacute necrosis of liver { M F	1 .	. .	. .	. .	. .	. .	. .	. .	. .	. .
571	Chronic liver disease and cirrhosis { M F	34 38	. .	. .	. .	. .	. .	. .	. .	. .	1 .
572	Liver abscess and sequelae of chronic liver disease { M F	7 9	. .	. .	. .	. .	. .	. .	. .	. .	. .
573	Other disorders of liver { M F	2 4	. .	1 .	. .	. .	1 .	. .	. .	. .	1 .
574	Cholelithiasis { M F	4 3	. .	. .	. .	. .	. .	. .	. .	. .	. .
575	Other disorders of gall bladder { M F	2 5	. .	. .	. .	. .	. .	. .	. .	. .	. .
576	Other disorders of biliary tract { M F	1 3	. .	. .	. .	. .	. .	. .	. .	. .	. .
577	Diseases of pancreas { M F	12 7	. .	. .	. .	. .	. .	. .	. .	. .	. .
578	Gastrointestinal haemorrhage { M F	5 13	. .	. .	. .	. .	. .	. .	. .	. .	. .
579	Intestinal malabsorption { M F	. 2	. .	. .	. .	. .	. .	. .	. .	. .	. .
X. Diseases of the Genitourinary System											
580-589	Nephritis, nephrotic syndrome and nephrosis { M F	82 69	. .	. .	1 .	. .	. .	. .	. .	1 .	. .
580	Acute glomerulonephritis { M F	. .	. .	. .	. .	. .	. .	. .	. .	. .	. .
581	Nephrotic syndrome { M F	2 2	. .	. .	1 .	. .	. .	. .	. .	1 .	. .
582	Chronic glomerulonephritis { M F	7 3	. .	. .	. .	. .	. .	. .	. .	. .	. .
583	Nephritis and nephropathy, not specified as acute or chronic { M F	. 2	. .	. .	. .	. .	. .	. .	. .	. .	. .
584	Acute renal failure { M F	13 7	. .	. .	. .	. .	. .	. .	. .	. .	. .
585	Chronic renal failure { M F	34 20	. .	. .	. .	. .	. .	. .	. .	. .	. .
586	Renal failure, unspecified { M F	26 35	. .	. .	. .	. .	. .	. .	. .	. .	. .
587	Renal sclerosis, unspecified { M F	. .	. .	. .	. .	. .	. .	. .	. .	. .	. .
588	Disorders resulting from impaired renal function { M F	. .	. .	. .	. .	. .	. .	. .	. .	. .	. .
589	Small kidney of unknown cause { M F	. .	. .	. .	. .	. .	. .	. .	. .	. .	. .
590-599	Other diseases of urinary system { M F	39 33	. .	. .	. .	. .	. .	. .	. .	. .	1 .
590	Infections of kidney { M F	11 20	. .	. .	. .	. .	. .	. .	. .	. .	1 .
591	Hydronephrosis { M F	. .	. .	. .	. .	. .	. .	. .	. .	. .	. .
592	Calculus of kidney and ureter { M F	3 2	. .	. .	. .	. .	. .	. .	. .	. .	. .



of death at different age-periods, 1980.

DEATH																Detailed List		
20-	25-	30-	35-	40-	45-	50-	55-	60-	65-	70-	75-	80-	85-	90-	95 and over			
.	.	.	.	.	.	.	.	.	1	.	.	.	.	.	.	.	M } 570	
.	.	1	1	2	2	5	8	4	4	6	2	2	.	.	.	.	M } 571	
.	.	.	.	.	1	2	.	1	3	1	1	1	1	.	.	.	M } 572	
.	.	.	.	1	.	.	.	.	.	1	1	.	.	.	.	.	M } 573	
.	.	.	.	.	.	.	.	1	1	.	1	1	.	.	1	1	M } 574	
.	.	.	.	.	.	.	.	2	1	1	3	.	.	.	.	.	M } 575	
.	.	.	.	.	.	.	.	.	.	.	.	1	1	1	1	1	M } 576	
.	.	.	.	1	.	1	1	1	4	1	1	3	1	2	.	.	M } 577	
.	.	.	.	.	.	.	2	2	1	1	1	5	.	.	1	1	M } 578	
.	.	.	.	.	.	.	.	.	2	.	.	.	.	.	.	.	M } 579	
.	.	.	.	2	1	2	5	7	14	16	11	10	11	2	.	.	M } 580-589	
.	.	.	.	.	.	.	.	.	.	.	.	.	.	.	.	.	M } 580	
.	.	.	.	.	.	.	.	1	.	1	.	.	.	.	.	.	M } 581	
.	.	.	.	1	.	.	2	.	2	1	1	1	.	.	.	.	M } 582	
.	.	.	.	.	.	1	1	.	.	.	.	.	.	.	.	.	M } 583	
.	.	.	.	.	.	1	2	2	4	2	1	1	4	1	1	.	M } 584	
.	.	.	.	.	1	.	1	3	6	6	7	2	6	1	2	2	M } 585	
.	.	.	.	1	.	1	2	1	2	1	8	2	6	5	2	3	M } 586	
.	.	.	.	.	.	.	.	.	.	.	.	.	.	.	.	.	M } 587	
.	.	.	.	.	.	.	.	.	.	.	.	.	.	.	.	.	M } 588	
.	.	.	.	.	.	.	.	.	.	.	.	.	.	.	.	.	M } 589	
.	.	.	1	1	.	1	2	2	5	7	8	7	4	1	1	1	M } 590-599	
.	.	.	.	1	.	.	.	1	4	3	2	1	4	1	1	1	M } 590	
.	.	.	.	.	.	.	.	.	.	.	.	.	.	.	.	.	M } 591	
.	.	.	1	.	.	.	1	1	.	.	.	1	.	.	.	.	M } 592	

**ABSTRACT 20 (continued). Northern Ireland: Causes**

Detailed List	CAUSES OF DEATH		AGES AT									
			ALL AGES	Under 4 weeks	Total under one year	1-	2-	3-	4-	5-	10-	15-
593	Other disorders of kidney and ureter	{M F	3 2	.	.	.	.	.	.	.	.	.
594	Calculus of lower kidney tract	{M F	1	.	.	.	.	.	.	.	.	.
595	Cystitis	{M F	.	.	.	.	.	.	.	.	.	.
596	Other disorders of bladder	{M F	2	.	.	.	.	.	.	.	.	.
597	Urethritis, not sexually transmitted, and urethral syndrome	{M F	.	.	.	.	.	.	.	.	.	.
598	Urethral stricture	{M F	1	.	.	.	.	.	.	.	.	.
599	Other disorders of urethra and urinary tract	{M F	18 9	.	.	.	.	.	.	.	.	.
600-608	<i>Diseases of male genital organs</i>	M	41	.	.	.	.	.	.	.	.	.
600	Hyperplasia of prostate	M	38	.	.	.	.	.	.	.	.	.
601	Inflammatory diseases of prostate	M	2	.	.	.	.	.	.	.	.	.
602	Other diseases of prostate	M	.	.	.	.	.	.	.	.	.	.
603	Hydrocoele	M	.	.	.	.	.	.	.	.	.	.
604	Orchitis and epididymitis	M	.	.	.	.	.	.	.	.	.	.
605	Redundant prepuce and phimosis	M	.	.	.	.	.	.	.	.	.	.
606	Infertility, male	M	.	.	.	.	.	.	.	.	.	.
607	Disorders of penis	M	1	.	.	.	.	.	.	.	.	.
608	Other disorders of male genital organs	M	.	.	.	.	.	.	.	.	.	.
610-611	<i>Disorders of breast</i>	{M F	.	.	.	.	.	.	.	.	.	.
610	Benign mammary dysplasia	{M F	.	.	.	.	.	.	.	.	.	.
611	Other disorders of breast	{M F	.	.	.	.	.	.	.	.	.	.
614-616	<i>Inflammatory diseases of female pelvic organs</i>	F	1	.	.	.	.	.	.	.	.	.
614	Inflammatory disease of ovary, fallopian tube, pelvic cellular tissue and peritoneum	F	.	.	.	.	.	.	.	.	.	.
615	Inflammatory diseases of uterus except cervix	F	1	.	.	.	.	.	.	.	.	.
616	Inflammatory disease of cervix, vagina and vulva	F	.	.	.	.	.	.	.	.	.	.
617-629	<i>Other disorders of female genital tract</i>	F	2	.	.	.	.	.	.	.	.	.
617	Endometriosis	F	.	.	.	.	.	.	.	.	.	.
618	Genital prolapse	F	.	.	.	.	.	.	.	.	.	.
619	Fistulae involving female genital tract	F	.	.	.	.	.	.	.	.	.	.
620	Non-inflammatory disorders of ovary, fallopian tube, and broad ligament	F	.	.	.	.	.	.	.	.	.	.

of death at different age-periods, 1980.

DEATH																Detailed List
20-	25-	30-	35-	40-	45-	50-	55-	60-	65-	70-	75-	80-	85-	90-	95 and over	
.	.	.	.	.	.	.	.	.	1	.	1	.	.	.	1	M } 593
.	.	.	.	.	.	.	.	1	1	.	.	1	.	.	.	F } 594
.	.	.	.	.	.	.	.	.	.	.	.	1	.	.	.	M } 595
.	.	.	.	.	.	.	.	.	.	.	.	.	.	.	.	F } 596
.	.	.	.	.	.	.	.	.	.	.	.	1	.	1	.	M } 597
.	.	.	.	.	.	.	.	.	.	.	.	.	.	.	.	F } 598
.	.	.	.	.	.	.	.	.	.	.	1	.	.	.	.	M } 599
.	.	.	.	.	.	1	1	1	1	4	4	4	4	.	.	F } 599
.	.	.	1	.	.	.	1	2	2	8	10	8	6	1	2	M 600-608
.	.	.	1	.	.	.	1	2	1	8	10	7	6	1	1	M 600
.	.	.	.	.	.	.	.	.	.	.	.	1	.	.	1	M 601
.	.	.	.	.	.	.	.	.	.	.	.	.	.	.	.	M 602
.	.	.	.	.	.	.	.	.	.	.	.	.	.	.	.	M 603
.	.	.	.	.	.	.	.	.	.	.	.	.	.	.	.	M 604
.	.	.	.	.	.	.	.	.	.	.	.	.	.	.	.	M 605
.	.	.	.	.	.	.	.	.	.	.	.	.	.	.	.	M 606
.	.	.	.	.	.	.	.	.	1	.	.	.	.	.	.	M 607
.	.	.	.	.	.	.	.	.	.	.	.	.	.	.	.	M 608
.	.	.	.	.	.	.	.	.	.	.	.	.	.	.	.	M F } 610-611
.	.	.	.	.	.	.	.	.	.	.	.	.	.	.	.	M F } 610
.	.	.	.	.	.	.	.	.	.	.	.	.	.	.	.	M F } 611
.	.	.	.	.	.	.	.	1	.	.	.	.	.	.	.	F 614-616
.	.	.	.	.	.	.	.	.	.	.	.	.	.	.	.	F 614
.	.	.	.	.	.	.	.	1	.	.	.	.	.	.	.	F 615
.	.	.	.	.	.	.	.	.	.	.	.	.	.	.	.	F 616
.	.	.	.	1	.	.	.	.	.	.	1	.	.	.	.	F 617-629
.	.	.	.	.	.	.	.	.	.	.	.	.	.	.	.	F 617
.	.	.	.	.	.	.	.	.	.	.	.	.	.	.	.	F 618
.	.	.	.	.	.	.	.	.	.	.	.	.	.	.	.	F 619
.	.	.	.	.	.	.	.	.	.	.	.	.	.	.	.	F 620

**ABSTRACT 20 (continued). Northern Ireland: Causes**

Detailed List	CAUSES OF DEATH	AGES AT									
		ALL AGES	Under 4 weeks	Total under one year	1-	2-	3-	4-	5-	10-	15-
621	Disorders of uterus, not elsewhere classified . . . . F	1	.	.	.	.	.	.	.	.	.
622	Non-inflammatory disorders of cervix . . . . . F	1	.	.	.	.	.	.	.	.	.
623	Non-inflammatory disorders of vagina . . . . . F	.	.	.	.	.	.	.	.	.	.
624	Non-inflammatory disorders of vulva and perineum . . . F	.	.	.	.	.	.	.	.	.	.
625	Pain and other symptoms associated with female genital organs . . . . . F	.	.	.	.	.	.	.	.	.	.
626	Disorders of menstruation and other abnormal bleeding from female genital tract . . F	.	.	.	.	.	.	.	.	.	.
627	Menopausal and post menopausal disorders . . . . F	.	.	.	.	.	.	.	.	.	.
628	Infertility, female . . . . F	.	.	.	.	.	.	.	.	.	.
629	Other disorders of female genital organ . . . . . F	.	.	.	.	.	.	.	.	.	.
	<b>XI. Complications of Pregnancy, Childbirth and the Puerperium</b>										
630-639	<i>Pregnancy with abortive outcome</i> . . . . . F	1	.	.	.	.	.	.	.	.	.
630	Hydatidiform mole . . . . F	.	.	.	.	.	.	.	.	.	.
631	Other abnormal product of conception . . . . . F	.	.	.	.	.	.	.	.	.	.
632	Missed abortion . . . . . F	.	.	.	.	.	.	.	.	.	.
633	Ectopic pregnancy . . . . F	1	.	.	.	.	.	.	.	.	.
634	Spontaneous abortion . . . . F	.	.	.	.	.	.	.	.	.	.
635	Legally induced abortion . . . . F	.	.	.	.	.	.	.	.	.	.
636	Illegally induced abortion . . . . F	.	.	.	.	.	.	.	.	.	.
637	Unspecified abortion . . . . F	.	.	.	.	.	.	.	.	.	.
638	Failed attempted abortion . . . . F	.	.	.	.	.	.	.	.	.	.
639	Complications following abortion and ectopic and molar pregnancies . . . . . F	.	.	.	.	.	.	.	.	.	.
640-648	<i>Complications mainly related to pregnancy</i> . . . . . F	.	.	.	.	.	.	.	.	.	.
640	Haemorrhage in early pregnancy . . . . F	.	.	.	.	.	.	.	.	.	.
641	Antepartum haemorrhage, abruptio placenta and placenta praevia . . . . F	.	.	.	.	.	.	.	.	.	.
642	Hypertension complicating pregnancy, childbirth and the puerperium . . . . . F	.	.	.	.	.	.	.	.	.	.
643	Excessive vomiting in pregnancy . . . . F	.	.	.	.	.	.	.	.	.	.
644	Early or threatened labour . . . . F	.	.	.	.	.	.	.	.	.	.
645	Prolonged pregnancy . . . . F	.	.	.	.	.	.	.	.	.	.
646	Other complications of pregnancy, not elsewhere classified . . . . F	.	.	.	.	.	.	.	.	.	.

of death at different age-periods, 1980.

DEATH																Detailed List
20-	25-	30-	35-	40-	45-	50-	55-	60-	65-	70-	75-	80-	85-	90-	95 and over	
.	.	.	.	1	.	.	.	.	.	.	.	.	.	.	.	F 621
.	.	.	.	.	.	.	.	.	.	.	1	.	.	.	.	F 622
.	.	.	.	.	.	.	.	.	.	.	.	.	.	.	.	F 623
.	.	.	.	.	.	.	.	.	.	.	.	.	.	.	.	F 624
.	.	.	.	.	.	.	.	.	.	.	.	.	.	.	.	F 625
.	.	.	.	.	.	.	.	.	.	.	.	.	.	.	.	F 626
.	.	.	.	.	.	.	.	.	.	.	.	.	.	.	.	F 627
.	.	.	.	.	.	.	.	.	.	.	.	.	.	.	.	F 628
.	.	.	.	.	.	.	.	.	.	.	.	.	.	.	.	F 629
.	1	.	.	.	.	.	.	.	.	.	.	.	.	.	.	F 630-639
.	.	.	.	.	.	.	.	.	.	.	.	.	.	.	.	F 630
.	.	.	.	.	.	.	.	.	.	.	.	.	.	.	.	F 631
.	.	.	.	.	.	.	.	.	.	.	.	.	.	.	.	F 632
.	1	.	.	.	.	.	.	.	.	.	.	.	.	.	.	F 633
.	.	.	.	.	.	.	.	.	.	.	.	.	.	.	.	F 634
.	.	.	.	.	.	.	.	.	.	.	.	.	.	.	.	F 635
.	.	.	.	.	.	.	.	.	.	.	.	.	.	.	.	F 636
.	.	.	.	.	.	.	.	.	.	.	.	.	.	.	.	F 637
.	.	.	.	.	.	.	.	.	.	.	.	.	.	.	.	F 638
.	.	.	.	.	.	.	.	.	.	.	.	.	.	.	.	F 639
.	.	.	.	.	.	.	.	.	.	.	.	.	.	.	.	F 640-648
.	.	.	.	.	.	.	.	.	.	.	.	.	.	.	.	F 640
.	.	.	.	.	.	.	.	.	.	.	.	.	.	.	.	F 641
.	.	.	.	.	.	.	.	.	.	.	.	.	.	.	.	F 642
.	.	.	.	.	.	.	.	.	.	.	.	.	.	.	.	F 643
.	.	.	.	.	.	.	.	.	.	.	.	.	.	.	.	F 644
.	.	.	.	.	.	.	.	.	.	.	.	.	.	.	.	F 645
.	.	.	.	.	.	.	.	.	.	.	.	.	.	.	.	F 646

# ABSTRACT 20 (continued). Northern Ireland: Causes

Detailed List	CAUSES OF DEATH	AGES AT									
		ALL AGES	Under 4 weeks	Total under one year	1-	2-	3-	4-	5-	10-	15-
647	Infective and parasitic condition in the mother classified elsewhere but complicating pregnancy, child birth and the puerperium . . . . . F	.	.	.	.	.	.	.	.	.	.
648	Other current conditions in the mother classifiable elsewhere but complicating pregnancy, childbirth and the puerperium . . . . . F	.	.	.	.	.	.	.	.	.	.
650-659	<i>Normal delivery and other indications for care in pregnancy labour and delivery . . . . . F</i>	.	.	.	.	.	.	.	.	.	.
650	Delivery in a completely normal case . . . . . F	.	.	.	.	.	.	.	.	.	.
651	Multiple gestation . . . . . F	.	.	.	.	.	.	.	.	.	.
652	Malposition and malpresentation of foetus . . . . . F	.	.	.	.	.	.	.	.	.	.
653	Disproportion . . . . . F	.	.	.	.	.	.	.	.	.	.
654	Abnormality of organs and soft tissue of pelvis . . . . . F	.	.	.	.	.	.	.	.	.	.
655	Known or suspected foetal abnormality affecting management of mother . . . . . F	.	.	.	.	.	.	.	.	.	.
656	Other foetal and placental problems affecting management of mother . . . . . F	.	.	.	.	.	.	.	.	.	.
657	Polyhydramnios . . . . . F	.	.	.	.	.	.	.	.	.	.
658	Other problems associated with amniotic cavity and membranes . . . . . F	.	.	.	.	.	.	.	.	.	.
659	Other indications for care or intervention related to labour and delivery and not elsewhere classified . . . . . F	.	.	.	.	.	.	.	.	.	.
660-669	<i>Complications occurring mainly in the course of labour and delivery . . . . . F</i>	.	.	.	.	.	.	.	.	.	.
660	Obstructed labour . . . . . F	.	.	.	.	.	.	.	.	.	.
661	Abnormality of forces of labour . . . . . F	.	.	.	.	.	.	.	.	.	.
662	Long labour . . . . . F	.	.	.	.	.	.	.	.	.	.
663	Umbilical cord complications . . . . . F	.	.	.	.	.	.	.	.	.	.
664	Trauma to perineum and vulva during delivery . . . . . F	.	.	.	.	.	.	.	.	.	.
665	Other obstetrical trauma . . . . . F	.	.	.	.	.	.	.	.	.	.
666	Post partum haemorrhage . . . . . F	.	.	.	.	.	.	.	.	.	.
667	Retained placenta or membranes, without haemorrhage . . . . . F	.	.	.	.	.	.	.	.	.	.
668	Complications of administration of anaesthetic or other sedation in labour and delivery . . . . . F	.	.	.	.	.	.	.	.	.	.
669	Other complications of labour and delivery, not elsewhere classified . . . . . F	.	.	.	.	.	.	.	.	.	.
670-676	<i>Complications of the puerperium . . . . . F</i>	1	.	.	.	.	.	.	.	.	.

of death at different age-periods, 1980.

DEATH																Detailed List
20-	25-	30-	35-	40-	45-	50-	55-	60-	65-	70-	75-	80-	85-	90-	95 and over	
.	.	.	.	.	.	.	.	.	.	.	.	.	.	.	.	F 647
.	.	.	.	.	.	.	.	.	.	.	.	.	.	.	.	F 648
.	.	.	.	.	.	.	.	.	.	.	.	.	.	.	.	F 650-659
.	.	.	.	.	.	.	.	.	.	.	.	.	.	.	.	F 650
.	.	.	.	.	.	.	.	.	.	.	.	.	.	.	.	F 651
.	.	.	.	.	.	.	.	.	.	.	.	.	.	.	.	F 652
.	.	.	.	.	.	.	.	.	.	.	.	.	.	.	.	F 653
.	.	.	.	.	.	.	.	.	.	.	.	.	.	.	.	F 654
.	.	.	.	.	.	.	.	.	.	.	.	.	.	.	.	F 655
.	.	.	.	.	.	.	.	.	.	.	.	.	.	.	.	F 656
.	.	.	.	.	.	.	.	.	.	.	.	.	.	.	.	F 657
.	.	.	.	.	.	.	.	.	.	.	.	.	.	.	.	F 658
.	.	.	.	.	.	.	.	.	.	.	.	.	.	.	.	F 659
.	.	.	.	.	.	.	.	.	.	.	.	.	.	.	.	F 660-669
.	.	.	.	.	.	.	.	.	.	.	.	.	.	.	.	F 660
.	.	.	.	.	.	.	.	.	.	.	.	.	.	.	.	F 661
.	.	.	.	.	.	.	.	.	.	.	.	.	.	.	.	F 662
.	.	.	.	.	.	.	.	.	.	.	.	.	.	.	.	F 663
.	.	.	.	.	.	.	.	.	.	.	.	.	.	.	.	F 664
.	.	.	.	.	.	.	.	.	.	.	.	.	.	.	.	F 665
.	.	.	.	.	.	.	.	.	.	.	.	.	.	.	.	F 666
.	.	.	.	.	.	.	.	.	.	.	.	.	.	.	.	F 667
.	.	.	.	.	.	.	.	.	.	.	.	.	.	.	.	F 668
.	.	.	.	.	.	.	.	.	.	.	.	.	.	.	.	F 669
.	.	1	.	.	.	.	.	.	.	.	.	.	.	.	.	F 670-676

**ABSTRACT 20 (continued). Northern Ireland: Causes**

Detailed List	CAUSES OF DEATH	AGES AT									
		ALL AGES	Under 4 weeks	Total under one year	1-	2-	3-	4-	5-	10-	15-
670	Major puerperial infection . . . . . F	.	.	.	.	.	.	.	.	.	.
671	Venous complications in pregnancy and the puerperium . . . . . F	.	.	.	.	.	.	.	.	.	.
672	Pyrexia of unknown origin during the puerperium . . . . . F	.	.	.	.	.	.	.	.	.	.
673	Obstetrical pulmonary embolism . . . . . F	1	.	.	.	.	.	.	.	.	.
674	Other and unspecified complications of the puerperium, not elsewhere classified . . . . . F	.	.	.	.	.	.	.	.	.	.
675	Infections of the breast or nipple associated with childbirth . . . . . F	.	.	.	.	.	.	.	.	.	.
676	Other disorders with the breast associated with childbirth, and disorders of lactation . . . . . F	.	.	.	.	.	.	.	.	.	.
<b>XII. Diseases of the skin and Subcutaneous Tissue</b>											
680-686	<i>Infections of skin and subcutaneous tissue</i> . . . . . {M F	3	.	.	.	.	.	.	.	.	.
680	Carbuncle and furuncle . . . . . {M F	.	.	.	.	.	.	.	.	.	.
681	Cellulitis and abscess of finger and toe . . . . . {M F	.	.	.	.	.	.	.	.	.	.
682	Other cellulitis and abscess . . . . . {M F	3	.	.	.	.	.	.	.	.	.
683	Acute lymphadenitis . . . . . {M F	.	.	.	.	.	.	.	.	.	.
684	Impetigo . . . . . {M F	.	.	.	.	.	.	.	.	.	.
685	Pilonidal cyst . . . . . {M F	.	.	.	.	.	.	.	.	.	.
686	Other local infections of skin and subcutaneous tissue . . . . . {M F	.	.	.	.	.	.	.	.	.	.
690-698	<i>Other inflammatory conditions of skin and subcutaneous tissue</i> . . . . . {M F	1	.	.	.	.	.	.	.	.	.
690	Erythematousquamous dermatosis . . . . . {M F	.	.	.	.	.	.	.	.	.	.
691	Atopic dermatitis and related conditions . . . . . {M F	.	.	.	.	.	.	.	.	.	.
692	Contact dermatitis and other eczema . . . . . {M F	.	.	.	.	.	.	.	.	.	.
693	Dermatitis due to taken internally substances . . . . . {M F	.	.	.	.	.	.	.	.	.	.
694	Bullous dermatoses . . . . . {M F	.	.	.	.	.	.	.	.	.	.
695	Erythematous conditions . . . . . {M F	.	.	.	.	.	.	.	.	.	.
696	Psoriasis and similar disorders . . . . . {M F	1	.	.	.	.	.	.	.	.	.
697	Lichen . . . . . {M F	.	.	.	.	.	.	.	.	.	.



of death at different age periods, 1980.

DEATH																Detailed List
20-	25-	30-	35-	40-	45-	50-	55-	60-	65-	70-	75-	80-	85-	90-	95 and over	
.	.	.	.	.	.	.	.	.	.	.	.	.	.	.	.	F 670
.	.	.	.	.	.	.	.	.	.	.	.	.	.	.	.	F 671
.	.	.	.	.	.	.	.	.	.	.	.	.	.	.	.	F 672
.	.	1	.	.	.	.	.	.	.	.	.	.	.	.	.	F 673
.	.	.	.	.	.	.	.	.	.	.	.	.	.	.	.	F 674
.	.	.	.	.	.	.	.	.	.	.	.	.	.	.	.	F 675
.	.	.	.	.	.	.	.	.	.	.	.	.	.	.	.	F 676
.	.	.	.	.	.	.	.	.	.	.	.	.	.	.	.	
.	.	.	.	.	.	.	.	.	1	1	.	.	1	.	.	M } 680-686 F }
.	.	.	.	.	.	.	.	.	.	.	.	.	.	.	.	M } 680 F }
.	.	.	.	.	.	.	.	.	.	.	.	.	.	.	.	M } 681 F }
.	.	.	.	.	.	.	.	.	1	1	.	.	1	.	.	M } 682 F }
.	.	.	.	.	.	.	.	.	.	.	.	.	.	.	.	M } 683 F }
.	.	.	.	.	.	.	.	.	.	.	.	.	.	.	.	M } 684 F }
.	.	.	.	.	.	.	.	.	.	.	.	.	.	.	.	M } 685 F }
.	.	.	.	.	.	.	.	.	.	.	.	.	.	.	.	M } 686 F }
.	.	.	.	1	.	.	.	.	.	.	.	.	.	.	.	M } 690-698 F }
.	.	.	.	.	.	.	.	.	.	.	.	.	.	.	.	M } 690 F }
.	.	.	.	.	.	.	.	.	.	.	.	.	.	.	.	M } 691 F }
.	.	.	.	.	.	.	.	.	.	.	.	.	.	.	.	M } 692 F }
.	.	.	.	.	.	.	.	.	.	.	.	.	.	.	.	M } 693 F }
.	.	.	.	.	.	.	.	.	.	.	.	.	.	.	.	M } 694 F }
.	.	.	.	.	.	.	.	.	.	.	.	.	.	.	.	M } 695 F }
.	.	.	.	1	.	.	.	.	.	.	.	.	.	.	.	M } 696 F }
.	.	.	.	.	.	.	.	.	.	.	.	.	.	.	.	M } 697 F }

**ABSTRACT 20 (continued). Northern Ireland: Causes**

Detailed List	CAUSES OF DEATH	AGES AT									
		ALL AGES	Under 4 weeks	Total under one year	1-	2-	3-	4-	5-	10-	15-
698	Pruritis and related conditions {M F	.	.	.	.	.	.	.	.	.	.
700-709	Other diseases of skin and sub-cutaneous tissue {M F	3	.	.	.	.	.	.	.	.	.
700	Corn and callosities {M F	.	.	.	.	.	.	.	.	.	.
701	Other hypertrophic and atrophic conditions of skin {M F	1	.	.	.	.	.	.	.	.	.
702	Other dermatoses {M F	.	.	.	.	.	.	.	.	.	.
703	Diseases of nail {M F	.	.	.	.	.	.	.	.	.	.
704	Diseases of hair and hair follicles {M F	.	.	.	.	.	.	.	.	.	.
705	Disorders of the sweat glands {M F	.	.	.	.	.	.	.	.	.	.
706	Diseases of sebaceous glands {M F	.	.	.	.	.	.	.	.	.	.
707	Chronic ulcer of skin {M F	2	.	.	.	.	.	.	.	.	.
708	Urticaria {M F	.	.	.	.	.	.	.	.	.	.
709	Other disorders of skin and sub-cutaneous tissue {M F	.	.	.	.	.	.	.	.	.	.
	<b>XIII. Diseases of the Musculo-skeletal System and Connective Tissue</b>										
710-719	Arthropathies and related disorders {M F	9 22	.	.	.	.	.	.	.	.	7
710	Diffuse diseases of connective tissue {M F	2 2	.	.	.	.	.	.	.	.	1
711	Arthropathy associated with infections {M F	2	.	.	.	.	.	.	.	.	.
712	Crystal arthropathies {M F	.	.	.	.	.	.	.	.	.	.
713	Arthropathy associated with other disorders classified elsewhere {M F	.	.	.	.	.	.	.	.	.	.
714	Rheumatoid arthritis and other inflammatory polyarthropathies {M F	3 15	.	.	.	.	.	.	.	.	.
715	Osteoarthritis and allied disorders {M F	3	.	.	.	.	.	.	.	.	.
716	Other and unspecified arthropathies {M F	2 2	.	.	.	.	.	.	.	.	.
717	Internal derangement of knee {M F	.	.	.	.	.	.	.	.	.	.
718	Other derangement of joint {M F	.	.	.	.	.	.	.	.	.	.
719	Other and unspecified disorder of joint {M F	.	.	.	.	.	.	.	.	.	.
720-724	Dorsopathies {M F	1	.	.	.	.	.	.	.	.	.

of death at different age-periods, 1980.

DEATH																Detailed List		
20-	25-	30-	35-	40-	45-	50-	55-	60-	65-	70-	75-	80-	85-	90-	95 and over			
.	.	.	.	.	.	.	.	.	.	.	.	.	.	.	.	.	M } 698	
.	.	.	.	.	.	.	.	.	.	1	.	.	2	.	.	.	M } 700-709	
.	.	.	.	.	.	.	.	.	.	.	.	.	.	.	.	.	M } 700	
.	.	.	.	.	.	.	.	.	.	.	.	.	1	.	.	.	M } 701	
.	.	.	.	.	.	.	.	.	.	.	.	.	.	.	.	.	M } 702	
.	.	.	.	.	.	.	.	.	.	.	.	.	.	.	.	.	M } 703	
.	.	.	.	.	.	.	.	.	.	.	.	.	.	.	.	.	M } 704	
.	.	.	.	.	.	.	.	.	.	.	.	.	.	.	.	.	M } 705	
.	.	.	.	.	.	.	.	.	.	.	.	.	.	.	.	.	M } 706	
.	.	.	.	.	.	.	.	.	.	1	.	.	1	.	.	.	M } 707	
.	.	.	.	.	.	.	.	.	.	.	.	.	.	.	.	.	M } 708	
.	.	.	.	.	.	.	.	.	.	.	.	.	.	.	.	.	M } 709	
.	.	.	.	.	.	.	.	.	.	.	.	.	.	.	.	.		
.	.	.	.	.	.	1	1	2	2	1	2	1	1	.	.	.	M } 710-719	
.	.	.	.	.	.	1	.	1	.	.	1	.	.	.	.	.	M } 710	
.	.	.	.	.	.	.	.	.	1	1	.	.	.	.	.	.	M } 711	
.	.	.	.	.	.	.	.	.	.	.	.	.	.	.	.	.	M } 712	
.	.	.	.	.	.	.	.	.	.	.	.	.	.	.	.	.	M } 713	
.	.	.	.	.	.	.	1	1	3	3	4	2	1	.	.	.	M } 714	
.	.	.	.	.	.	.	.	.	1	.	.	.	1	1	.	.	M } 715	
.	.	.	.	.	.	.	.	.	1	.	.	.	1	1	.	.	M } 716	
.	.	.	.	.	.	.	.	.	.	.	.	.	.	.	.	.	M } 717	
.	.	.	.	.	.	.	.	.	.	.	.	.	.	.	.	.	M } 718	
.	.	.	.	.	.	.	.	.	.	.	.	.	.	.	.	.	M } 719	
.	.	.	.	.	.	.	.	.	.	.	.	1	.	.	.	.	M } 720-724	

**ABSTRACT 20 (continued). Northern Ireland: Causes**

Detailed List	CAUSES OF DEATH	AGES AT									
		ALL AGES	Under 4 weeks	Total under one year	1-	2-	3-	4-	5-	10-	15-
720	Ankylosing spondylitis and other inflammatory spondylopathies {M F	. .	. .	. .	. .	. .	. .	. .	. .	. .	. .
721	Spondylosis and allied disorders {M F	. .	. .	. .	. .	. .	. .	. .	. .	. .	. .
722	Intervertebral disc disorders {M F	. .	. .	. .	. .	. .	. .	. .	. .	. .	. .
723	Other disorders of the cervical region {M F	. .	. .	. .	. .	. .	. .	. .	. .	. .	. .
724	Other and unspecified disorders of back {M F	1 .	. .	. .	. .	. .	. .	. .	. .	. .	. .
725-729	Rheumatism, excluding the back {M F	. .	. .	. .	. .	. .	. .	. .	. .	. .	. .
725	Polymyalgia Rheumatica {M F	. .	. .	. .	. .	. .	. .	. .	. .	. .	. .
726	Peripheral enthesopathies and allied syndromes {M F	. .	. .	. .	. .	. .	. .	. .	. .	. .	. .
727	Other disorders of synovium, tendon and bursa {M F	. .	. .	. .	. .	. .	. .	. .	. .	. .	. .
728	Disorders of muscle, ligament and fascia {M F	. .	. .	. .	. .	. .	. .	. .	. .	. .	. .
729	Other disorders of soft tissue {M F	. .	. .	. .	. .	. .	. .	. .	. .	. .	. .
730-739	Osteopathies, chondropathies and acquired musculoskeletal deformities {M F	2 6	. .	. .	. .	. .	. .	. .	. .	. .	. .
730	Osteomyelitis, periostitis and other infections involving bone {M F	. .	. .	. .	. .	. .	. .	. .	. .	. .	. .
731	Osteitis deformans and osteopathies associated with other disorders classified elsewhere {M F	. .	. .	. .	. .	. .	. .	. .	. .	. .	. .
732	Osteochondropathies {M F	. .	. .	. .	. .	. .	. .	. .	. .	. .	. .
733	Other disorders of bone and cartilage {M F	4 .	. .	. .	. .	. .	. .	. .	. .	. .	. .
734	Flat toe {M F	. .	. .	. .	. .	. .	. .	. .	. .	. .	. .
735	Acquired deformities of toe {M F	. .	. .	. .	. .	. .	. .	. .	. .	. .	. .
736	Other acquired deformities of limbs {M F	. .	. .	. .	. .	. .	. .	. .	. .	. .	. .
737	Curvature of spine {M F	2 1	. .	. .	. .	. .	. .	. .	. .	. .	. .
738	Other acquired deformity {M F	1 .	. .	. .	. .	. .	. .	. .	. .	. .	. .
739	Nonallopathic lesions, not elsewhere classified {M F	. .	. .	. .	. .	. .	. .	. .	. .	. .	. .
	<b>XIV. Congenital Anomalies</b>										
740-759	Congenital anomalies {M F	87 75	46 36	66 59	4 5	2 .	1 .	. 2	3 .	4 3	3 1
740	Anencephalus and similar anomalies {M F	4 9	4 9	4 9	. .	. .	. .	. .	. .	. .	. .

of death at different age-periods, 1980.

DEATH																Detailed List
20-	25-	30-	35-	40-	45-	50-	55-	60-	65-	70-	75-	80-	85-	90-	95 and over	
.	.	.	.	.	.	.	.	.	.	.	.	.	.	.	.	M } 720
.	.	.	.	.	.	.	.	.	.	.	.	.	.	.	.	F } 720
.	.	.	.	.	.	.	.	.	.	.	.	.	.	.	.	M } 721
.	.	.	.	.	.	.	.	.	.	.	.	.	.	.	.	F } 721
.	.	.	.	.	.	.	.	.	.	.	.	.	.	.	.	M } 722
.	.	.	.	.	.	.	.	.	.	.	.	.	.	.	.	F } 722
.	.	.	.	.	.	.	.	.	.	.	.	.	.	.	.	M } 723
.	.	.	.	.	.	.	.	.	.	.	.	.	.	.	.	F } 723
.	.	.	.	.	.	.	.	.	.	.	.	1	.	.	.	M } 724
.	.	.	.	.	.	.	.	.	.	.	.	.	.	.	.	F } 724
.	.	.	.	.	.	.	.	.	.	.	.	.	.	.	.	M } 725-729
.	.	.	.	.	.	.	.	.	.	.	.	.	.	.	.	F } 725-729
.	.	.	.	.	.	.	.	.	.	.	.	.	.	.	.	M } 725
.	.	.	.	.	.	.	.	.	.	.	.	.	.	.	.	F } 725
.	.	.	.	.	.	.	.	.	.	.	.	.	.	.	.	M } 726
.	.	.	.	.	.	.	.	.	.	.	.	.	.	.	.	F } 726
.	.	.	.	.	.	.	.	.	.	.	.	.	.	.	.	M } 727
.	.	.	.	.	.	.	.	.	.	.	.	.	.	.	.	F } 727
.	.	.	.	.	.	.	.	.	.	.	.	.	.	.	.	M } 728
.	.	.	.	.	.	.	.	.	.	.	.	.	.	.	.	F } 728
.	.	.	.	.	.	.	.	.	.	.	.	.	.	.	.	M } 729
.	.	.	.	.	.	.	.	.	.	.	.	.	.	.	.	F } 729
.	.	1	.	.	1	.	.	1	1	.	.	2	2	.	.	M } 730-739
.	.	.	.	.	.	.	.	.	.	.	.	.	.	.	.	F } 730-739
.	.	.	.	.	.	.	.	.	.	.	.	.	.	.	.	M } 730
.	.	.	.	.	.	.	.	.	.	.	.	.	.	.	.	F } 730
.	.	.	.	.	.	.	.	.	.	.	.	.	.	.	.	M } 731
.	.	.	.	.	.	.	.	.	.	.	.	.	.	.	.	F } 731
.	.	.	.	.	.	.	.	.	.	.	.	.	.	.	.	M } 732
.	.	.	.	.	.	.	.	.	.	.	.	.	.	.	.	F } 732
.	.	.	.	.	.	.	.	.	.	.	.	2	2	.	.	M } 733
.	.	.	.	.	.	.	.	.	.	.	.	.	.	.	.	F } 733
.	.	.	.	.	.	.	.	.	.	.	.	.	.	.	.	M } 734
.	.	.	.	.	.	.	.	.	.	.	.	.	.	.	.	F } 734
.	.	.	.	.	.	.	.	.	.	.	.	.	.	.	.	M } 735
.	.	.	.	.	.	.	.	.	.	.	.	.	.	.	.	F } 735
.	.	.	.	.	.	.	.	.	.	.	.	.	.	.	.	M } 736
.	.	.	.	.	.	.	.	.	.	.	.	.	.	.	.	F } 736
.	.	1	.	.	1	.	.	.	1	.	.	.	.	.	.	M } 737
.	.	.	.	.	.	.	.	.	.	.	.	.	.	.	.	F } 737
.	.	.	.	.	.	.	.	.	1	.	.	.	.	.	.	M } 738
.	.	.	.	.	.	.	.	.	.	.	.	.	.	.	.	F } 738
.	.	.	.	.	.	.	.	.	.	.	.	.	.	.	.	M } 739
.	.	.	.	.	.	.	.	.	.	.	.	.	.	.	.	F } 739
1	1	2	1	.	.	1	1	1	.	.	.	.	.	.	.	M } 740-759
1	1	.	1	.	.	.	.	.	.	.	.	.	.	.	.	F } 740-759
.	.	.	.	.	.	.	.	.	.	.	.	.	.	.	.	M } 740
.	.	.	.	.	.	.	.	.	.	.	.	.	.	.	.	F } 740

**ABSTRACT 20 (continued). Northern Ireland: Causes**

Detailed List	CAUSES OF DEATH	AGES AT									
		ALL AGES	Under 4 weeks	Total under one year	1-	2-	3-	4-	5-	10-	15-
741	Spina bifida . . . . . {M F	13 19	6 5	10 19	1 .	. .	. .	. .	1 .	1 .	. .
742	Other congenital anomalies of nervous system . . . . . {M F	8 6	3 1	5 2	. 1	1 .	1 .	. .	1 .	3 .	. .
743	Congenital anomalies of eye . . . . . {M F	. .	. .	. .	. .	. .	. .	. .	. .	. .	. .
744	Congenital anomalies of ear, face and neck . . . . . {M F	. .	. .	. .	. .	. .	. .	. .	. .	. .	. .
745	Bulbus cordis anomalies and anomalies of cardiac septal closure . . . . . {M F	5 10	2 2	2 5	. 2	1 .	. .	. .	. .	1 .	. 1
746	Other congenital anomalies of heart . . . . . {M F	14 3	6 .	8 2	1 1	. .	. .	. .	. .	1 .	2 .
747	Other congenital anomalies of circulatory system . . . . . {M F	8 7	3 3	8 4	. .	. .	. .	1 .	. .	. .	. .
748	Congenital anomalies of respiratory system . . . . . {M F	4 2	3 1	4 2	. .	. .	. .	. .	. .	. .	. .
749	Cleft palate and cleft lip . . . . . {M F	. .	. .	. .	. .	. .	. .	. .	. .	. .	. .
750	Other congenital anomalies of upper alimentary tract . . . . . {M F	2 1	2 1	2 1	. .	. .	. .	. .	. .	. .	. .
751	Other congenital anomalies of digestive system . . . . . {M F	4 1	1 1	2 1	1 .	. .	. .	. .	. .	. .	1 .
752	Congenital anomalies of genital organs . . . . . {M F	. .	. .	. .	. .	. .	. .	. .	. .	. .	. .
753	Congenital anomalies of urinary system . . . . . {M F	8 6	6 5	6 5	. 1	. .	. .	. .	1 .	. .	. .
754	Certain congenital musculoskeletal deformities . . . . . {M F	. .	. .	. .	. .	. .	. .	. .	. .	. .	. .
755	Other congenital anomalies of limbs . . . . . {M F	. .	. .	. .	. .	. .	. .	. .	. .	. .	. .
756	Other congenital musculoskeletal anomalies . . . . . {M F	4 6	3 6	3 6	. .	. .	. .	. .	. .	1 .	. .
757	Congenital anomalies of the integument . . . . . {M F	. .	. .	. .	. .	. .	. .	. .	. .	. .	. .
758	Chromosomal anomalies . . . . . {M F	4 1	2 .	4 1	. .	. .	. .	. .	. .	. .	. .
759	Other and unspecified congenital anomalies . . . . . {M F	9 4	7 2	8 2	1 .	. .	. .	1 .	. .	. .	. .
760-779	XV. Certain Conditions originating in the Perinatal Period {M F	81 59	78 56	81 59	. .	. .	. .	. .	. .	. .	. .
	XVI. Symptoms, Signs and Ill-defined Conditions										
780-789	Symptoms . . . . . {M F	5 2	. .	. .	. .	. .	. .	. .	. .	. .	. .
780	General symptoms . . . . . {M F	4 .	. .	. .	. .	. .	. .	. .	. .	. .	. .
781	Symptoms involving nervous and musculoskeletal systems {M F	. .	. .	. .	. .	. .	. .	. .	. .	. .	. .
782	Symptoms involving skin and other integumentary tissue . . . . . {M F	. .	. .	. .	. .	. .	. .	. .	. .	. .	. .

of death at different age-periods, 1980.

DEATH																Detailed List
20-	25-	30-	35-	40-	45-	50-	55-	60-	65-	70-	75-	80-	85-	90-	95 and over	
.	.	.	.	.	.	.	.	.	.	.	.	.	.	.	.	M F } 741
.	.	.	.	.	.	.	.	.	.	.	.	.	.	.	.	M F } 742
.	.	.	.	.	.	.	.	.	.	.	.	.	.	.	.	M F } 743
.	.	.	.	.	.	.	.	.	.	.	.	.	.	.	.	F } 744
.	.	1	.	.	.	1	1	.	.	.	.	.	.	.	.	M F } 745
1	.	1	.	.	.	.	.	.	.	.	.	.	.	.	.	M F } 746
1	1	.	.	.	.	.	.	.	.	.	.	.	.	.	.	M F } 747
.	.	.	.	.	.	.	.	.	.	.	.	.	.	.	.	M F } 748
.	.	.	.	.	.	.	.	.	.	.	.	.	.	.	.	M F } 749
.	.	.	.	.	.	.	.	.	.	.	.	.	.	.	.	M F } 750
.	.	.	.	.	.	.	.	.	.	.	.	.	.	.	.	M F } 751
.	.	.	.	.	.	.	.	.	.	.	.	.	.	.	.	M F } 752
.	.	.	.	.	.	.	.	1	.	.	.	.	.	.	.	M F } 753
.	.	.	.	.	.	.	.	.	.	.	.	.	.	.	.	M F } 754
.	.	.	.	.	.	.	.	.	.	.	.	.	.	.	.	M F } 755
.	.	.	.	.	.	.	.	.	.	.	.	.	.	.	.	M F } 756
.	.	.	.	.	.	.	.	.	.	.	.	.	.	.	.	M F } 757
.	.	.	.	.	.	.	.	.	.	.	.	.	.	.	.	M F } 758
.	.	.	1	.	.	.	.	.	.	.	.	.	.	.	.	M F } 759
.	.	.	.	.	.	.	.	.	.	.	.	.	.	.	.	M F } 760-779
.	.	.	.	.	.	.	.	.	.	.	.	.	.	.	.	
.	.	.	.	.	.	.	7	7	.	.	3 7	.	7	.	.	M F } 780-898
.	.	.	.	.	.	.	1	.	.	.	2	.	1	.	.	M F } 780
.	.	.	.	.	.	.	.	.	.	.	.	.	.	.	.	M F } 781
.	.	.	.	.	.	.	.	.	.	.	.	.	.	.	.	M F } 782

**ABSTRACT 20 (continued). Northern Ireland: Causes**

Detailed List	CAUSES OF DEATH	AGES AT									
		ALL AGES	Under 4 weeks	Total under one year	1-	2-	3-	4-	5-	10-	15-
783	Symptoms involving nutrition, metabolism and development {M F	. .	. .	. .	. .	. .	. .	. .	. .	. .	. .
784	Symptoms involving head and neck {M F	1 .	. .	. .	. .	. .	. .	. .	. .	. .	. .
785	Symptoms involving cardiovascular system {M F	. 2	. .	. .	. .	. .	. .	. .	. .	. .	. .
786	Symptoms involving respiratory system and other chest symptoms {M F	. .	. .	. .	. .	. .	. .	. .	. .	. .	. .
787	Symptoms involving digestive system {M F	. .	. .	. .	. .	. .	. .	. .	. .	. .	. .
788	Symptoms involving urinary system {M F	. .	. .	. .	. .	. .	. .	. .	. .	. .	. .
789	Other symptoms involving abdomen and pelvis {M F	. .	. .	. .	. .	. .	. .	. .	. .	. .	. .
790-796	<i>Nonspecific abnormal findings</i> {M F	. .	. .	. .	. .	. .	. .	. .	. .	. .	. .
790	Nonspecific findings on examination of blood {M F	. .	. .	. .	. .	. .	. .	. .	. .	. .	. .
791	Nonspecific findings on examination of urine {M F	. .	. .	. .	. .	. .	. .	. .	. .	. .	. .
792	Nonspecific abnormal findings in other body substances {M F	. .	. .	. .	. .	. .	. .	. .	. .	. .	. .
793	Nonspecific abnormal findings on radiological and other examination of body structure {M F	. .	. .	. .	. .	. .	. .	. .	. .	. .	. .
794	Nonspecific abnormal results of function studies {M F	. .	. .	. .	. .	. .	. .	. .	. .	. .	. .
795	Nonspecific abnormal histological and immunological findings {M F	. .	. .	. .	. .	. .	. .	. .	. .	. .	. .
796	Other nonspecific abnormal findings {M F	. .	. .	. .	. .	. .	. .	. .	. .	. .	. .
797-799	<i>Ill defined and unknown causes of morbidity and mortality</i> {M F	6 14	. .	7 .	. .	. .	. .	. .	. .	. .	. .
797	Senility without mention of psychosis {M F	1 4	. .	. .	. .	. .	. .	. .	. .	. .	. .
798	Sudden death, cause unknown {M F	1 4	. .	1 .	. .	. .	. .	. .	. .	. .	. .
799	Other ill-defined and unknown causes of morbidity and mortality {M F	4 6	. .	. .	. .	. .	. .	. .	. .	. .	. .
<b>XVII. Injury and Poisoning</b>											
800-804	<i>Fracture of skull</i> {M F	111 26	. .	7 .	7 .	7 2	7 1	7 .	6 7	6 1	20 2
800	Fracture of vault of skull {M F	1 .	. .	. .	. .	. .	. .	. .	. .	. .	. .
801	Fracture of base of skull {M F	9 2	. .	. .	. .	. 1	. .	. .	1 .	1 .	2 1
802	Fracture of face bones {M F	5 .	. .	. .	. .	. .	. .	. .	. .	. .	. .
803	Other and unqualified skull fractures {M F	96 23	. .	1 .	1 2	1 .	1 .	5 7	5 1	18 1	. .



of death at different age-periods, 1980.

DEATH																Detailed List
20-	25-	30-	35-	40-	45-	50-	55-	60-	65-	70-	75-	80-	85-	90-	95 and over	
.	.	.	.	.	.	.	.	.	.	.	.	.	.	.	.	M } 783
.	.	.	.	.	.	.	.	.	.	.	1	.	.	.	.	F } 784
.	.	.	.	.	.	.	1	.	.	.	1	.	.	.	.	M } 785
.	.	.	.	.	.	.	.	.	.	.	.	.	.	.	.	F } 786
.	.	.	.	.	.	.	.	.	.	.	.	.	.	.	.	M } 787
.	.	.	.	.	.	.	.	.	.	.	.	.	.	.	.	F } 788
.	.	.	.	.	.	.	.	.	.	.	.	.	.	.	.	M } 789
.	.	.	.	.	.	.	.	.	.	.	.	.	.	.	.	F } 790-796
.	.	.	.	.	.	.	.	.	.	.	.	.	.	.	.	M } 790
.	.	.	.	.	.	.	.	.	.	.	.	.	.	.	.	F } 791
.	.	.	.	.	.	.	.	.	.	.	.	.	.	.	.	M } 792
.	.	.	.	.	.	.	.	.	.	.	.	.	.	.	.	F } 793
.	.	.	.	.	.	.	.	.	.	.	.	.	.	.	.	M } 794
.	.	.	.	.	.	.	.	.	.	.	.	.	.	.	.	F } 795
.	.	.	.	.	.	.	.	.	.	.	.	.	.	.	.	M } 796
1	1	.	.	1	.	1	1	1	.	2	.	1	4	1	2	M } 797-799
.	.	.	.	.	.	.	.	.	.	.	.	1	1	1	2	F } 797
1	.	.	.	.	.	.	1	.	.	1	.	.	1	.	.	M } 798
.	1	.	.	1	.	1	.	1	.	1	.	.	2	.	.	F } 799
23	11	7	7	3	3	2	8	1	5	2	1	2	.	.	.	M } 800-804
3	.	1	1	.	1	.	2	2	2	.	1	.	.	.	.	F } 800
2	2	.	.	.	1	.	.	.	.	.	.	.	.	.	.	M } 801
1	1	.	1	.	.	.	1	.	.	.	1	.	.	.	.	F } 802
20	8	7	5	3	2	2	7	1	5	2	.	2	.	.	.	M } 803
3	.	.	1	1	1	.	2	2	2	.	1	.	.	.	.	F }

**ABSTRACT 20 (continued). Northern Ireland: Causes**

Detailed List	CAUSES OF DEATH	AGES AT									
		ALL AGES	Under 4 weeks	Total under one year	1-	2-	3-	4-	5-	10-	15-
804	Multiple fractures involving skull or face with other bones {M F	1	.	.	.	.	.	.	.	.	.
805-809	Fracture of spine and trunk {M F	29 77	.	.	.	.	.	.	3 7	7	3
805	Fracture of vertebral column without mention of spinal cord lesion {M F	15 7	.	.	.	.	.	.	2 1	1	3
806	Fracture of vertebral column with spinal cord lesion {M F	5 2	.	.	.	.	.	.	1	.	.
807	Fracture of rib(s), sternum, larynx and trachea {M F	5 2	.	.	.	.	.	.	.	.	.
808	Fracture of pelvis {M F	4 6	.	.	.	.	.	.	.	.	.
809	Ill-defined fracture of trunk {M F	.	.	.	.	.	.	.	.	.	.
810-819	Fracture of upper limb {M F	12	.	.	.	.	.	.	.	.	.
810	Fracture of clavicle {M F	.	.	.	.	.	.	.	.	.	.
811	Fracture of scapula {M F	.	.	.	.	.	.	.	.	.	.
812	Fracture of humerus {M F	10	.	.	.	.	.	.	.	.	.
813	Fracture of radius and ulna {M F	2	.	.	.	.	.	.	.	.	.
814	Fracture of carpal bone(s) {M F	.	.	.	.	.	.	.	.	.	.
815	Fracture of metacarpal bone(s) {M F	.	.	.	.	.	.	.	.	.	.
816	Fracture of one or more phalanges of hand {M F	.	.	.	.	.	.	.	.	.	.
817	Multiple fractures of hand bones {M F	.	.	.	.	.	.	.	.	.	.
818	Ill-defined fractures of upper limb {M F	.	.	.	.	.	.	.	.	.	.
819	Multiple fractures involving both upper limbs, and upper limb with rib(s) and sternum {M F	.	.	.	.	.	.	.	.	.	.
820-829	Fracture of lower limb {M F	61 163	.	.	.	.	.	.	.	.	1
820	Fracture of neck of femur {M F	39 112	.	.	.	.	.	.	.	.	.
821	Fracture of other and unspecified parts of femur {M F	18 44	.	.	.	.	.	.	.	.	1
822	Fracture of patella {M F	.	.	.	.	.	.	.	.	.	.
823	Fracture of tibia and fibula {M F	3 3	.	.	.	.	.	.	.	.	.
824	Fracture of ankle {M F	.	.	.	.	.	.	.	.	.	.
825	Fracture of one or more tarsal and metatarsal bones {M F	.	.	.	.	.	.	.	.	.	.
826	Fracture of one or more phalanges of foot {M F	.	.	.	.	.	.	.	.	.	.

of death at different age-periods, 1980.

DEATH																Detailed List
20-	25-	30-	35-	40-	45-	50-	55-	60-	65-	70-	75-	80-	85-	90-	95 and over	
.	.	1	.	.	.	.	.	.	.	.	.	.	.	.	.	M F } 804
3 7	1	2	.	2 7	.	7 7	3 7	7	3 7	2	2 3	2 2	7 4	.	7	M F } 805-809
2 1	.	.	.	1	.	.	1	1	1	1	1	2 1	1 1	.	.	M F } 805
1	.	1	.	.	.	1	1	.	1	.	1	.	.	.	.	M F } 806
.	1	1	.	1	.	.	.	.	2	1	.	.	1	.	.	M F } 807
.	.	.	.	1	.	1	1	.	.	.	2	1	2	.	1	M F } 808
.	.	.	.	.	.	.	.	.	.	.	.	.	.	.	.	M F } 809
.	.	.	.	.	.	.	.	.	2	.	4	4	2	.	.	M F } 810-819
.	.	.	.	.	.	.	.	.	.	.	.	.	.	.	.	M F } 810
.	.	.	.	.	.	.	.	.	.	.	.	.	.	.	.	M F } 811
.	.	.	.	.	.	.	.	.	1	.	4	3	2	.	.	M F } 812
.	.	.	.	.	.	.	.	.	1	.	.	1	.	.	.	M F } 813
.	.	.	.	.	.	.	.	.	.	.	.	.	.	.	.	M F } 814
.	.	.	.	.	.	.	.	.	.	.	.	.	.	.	.	M F } 815
.	.	.	.	.	.	.	.	.	.	.	.	.	.	.	.	M F } 816
.	.	.	.	.	.	.	.	.	.	.	.	.	.	.	.	M F } 817
.	.	.	.	.	.	.	.	.	.	.	.	.	.	.	.	M F } 818
.	.	.	.	.	.	.	.	.	.	.	.	.	.	.	.	M F } 819
.	7	7 7	.	.	7	.	3	7	5 4	8 27	17 29	12 45	10 37	4 25	4 6	M F } 820-829
.	.	.	.	.	.	.	2	1	4 3	4 17	8 22	8 31	9 21	2 14	2 3	M F } 820
.	.	1	.	.	1	.	.	.	1	4 1	2 7	4 13	1 9	2 10	2 3	M F } 821
.	.	.	.	.	.	.	.	.	.	.	.	.	.	.	.	M F } 822
.	1	1	.	.	.	.	.	.	.	.	1	1	1	.	.	M F } 823
.	.	.	.	.	.	.	.	.	.	.	.	.	.	.	.	M F } 824
.	.	.	.	.	.	.	.	.	.	.	.	.	.	.	.	M F } 825
.	.	.	.	.	.	.	.	.	.	.	.	.	.	.	.	M F } 826

**ABSTRACT 20 (continued). Northern Ireland: Causes**

Detailed List	CAUSES OF DEATH	AGES AT									
		ALL AGES	Under 4 weeks	Total under one year	1-	2-	3-	4-	5-	10-	15-
827	Other, multiple and ill-defined fractures of lower limb . . . . . {M	1	.	.	.	.	.	.	.	.	.
	F	1	.	.	.	.	.	.	.	.	.
828	Multiple fractures involving both lower limbs, lower with upper limb, and lower limb(s) with rib(s) and sternum . . . . . {M	2	.	.	.	.	.	.	.	.	.
	F	2	.	.	.	.	.	.	.	.	.
829	Fracture of unspecified bones . . . . . {M	1	.	.	.	.	.	.	.	.	.
	F	1	.	.	.	.	.	.	.	.	.
830-839	Dislocation . . . . . {M	1	.	.	.	.	.	.	.	.	.
	F	1	.	.	.	.	.	.	.	.	.
830	Dislocation of jaw . . . . . {M	.	.	.	.	.	.	.	.	.	.
	F	.	.	.	.	.	.	.	.	.	.
831	Dislocation of shoulder . . . . . {M	.	.	.	.	.	.	.	.	.	.
	F	.	.	.	.	.	.	.	.	.	.
832	Dislocation of elbow . . . . . {M	.	.	.	.	.	.	.	.	.	.
	F	.	.	.	.	.	.	.	.	.	.
833	Dislocation of wrist . . . . . {M	.	.	.	.	.	.	.	.	.	.
	F	.	.	.	.	.	.	.	.	.	.
834	Dislocation of finger . . . . . {M	.	.	.	.	.	.	.	.	.	.
	F	.	.	.	.	.	.	.	.	.	.
835	Dislocation of hip . . . . . {M	.	.	.	.	.	.	.	.	.	.
	F	.	.	.	.	.	.	.	.	.	.
836	Dislocation of knee . . . . . {M	.	.	.	.	.	.	.	.	.	.
	F	.	.	.	.	.	.	.	.	.	.
837	Dislocation of ankle . . . . . {M	.	.	.	.	.	.	.	.	.	.
	F	.	.	.	.	.	.	.	.	.	.
838	Dislocation of foot . . . . . {M	.	.	.	.	.	.	.	.	.	.
	F	.	.	.	.	.	.	.	.	.	.
839	Other multiple and ill-defined dislocation . . . . . {M	1	.	.	.	.	.	.	.	.	.
	F	1	.	.	.	.	.	.	.	.	.
840-848	Sprains and strains of joints and adjacent muscles . . . . . {M	.	.	.	.	.	.	.	.	.	.
	F	.	.	.	.	.	.	.	.	.	.
840	Sprains and strains of shoulder and upper arm . . . . . {M	.	.	.	.	.	.	.	.	.	.
	F	.	.	.	.	.	.	.	.	.	.
841	Sprains and strains of elbow and forearm . . . . . {M	.	.	.	.	.	.	.	.	.	.
	F	.	.	.	.	.	.	.	.	.	.
842	Sprains and strains of wrist and hand . . . . . {M	.	.	.	.	.	.	.	.	.	.
	F	.	.	.	.	.	.	.	.	.	.
843	Sprains and strains of hip and thigh . . . . . {M	.	.	.	.	.	.	.	.	.	.
	F	.	.	.	.	.	.	.	.	.	.
844	Sprains and strains of knee and leg . . . . . {M	.	.	.	.	.	.	.	.	.	.
	F	.	.	.	.	.	.	.	.	.	.
845	Sprains and strains of ankle and foot . . . . . {M	.	.	.	.	.	.	.	.	.	.
	F	.	.	.	.	.	.	.	.	.	.
846	Sprains and strains of sacroiliac region . . . . . {M	.	.	.	.	.	.	.	.	.	.
	F	.	.	.	.	.	.	.	.	.	.
847	Sprains and strains of other and unspecified parts of back . . . . . {M	.	.	.	.	.	.	.	.	.	.
	F	.	.	.	.	.	.	.	.	.	.
848	Other and ill-defined sprains and strains . . . . . {M	.	.	.	.	.	.	.	.	.	.
	F	.	.	.	.	.	.	.	.	.	.
850-854	Intracranial injury, excluding those with skull fracture . . . . . {M	49	.	1	.	.	.	.	1	1	5
	F	7	.	.	.	.	.	.	.	.	1

of death at different age-periods, 1980.

DEATH																Detailed List
20-	25-	30-	35-	40-	45-	50-	55-	60-	65-	70-	75-	80-	85-	90-	95 and over	
.	.	.	.	.	.	.	1	.	.	1	.	.	.	.	.	M } 827
.	.	.	.	.	.	.	.	.	.	1	.	.	.	1	.	F } 828
.	.	.	.	.	.	.	.	.	1	.	.	.	.	.	.	M } 829
.	.	.	.	1	.	.	.	.	.	.	.	.	.	.	.	F } 830-839
.	.	.	.	.	.	.	.	.	.	.	.	.	.	.	.	M } 830
.	.	.	.	.	.	.	.	.	.	.	.	.	.	.	.	F } 831
.	.	.	.	.	.	.	.	.	.	.	.	.	.	.	.	M } 832
.	.	.	.	.	.	.	.	.	.	.	.	.	.	.	.	F } 833
.	.	.	.	.	.	.	.	.	.	.	.	.	.	.	.	M } 834
.	.	.	.	.	.	.	.	.	.	.	.	.	.	.	.	F } 835
.	.	.	.	.	.	.	.	.	.	.	.	.	.	.	.	M } 836
.	.	.	.	.	.	.	.	.	.	.	.	.	.	.	.	F } 837
.	.	.	.	.	.	.	.	.	.	.	.	.	.	.	.	M } 838
.	.	.	.	1	.	.	.	.	.	.	.	.	.	.	.	F } 839
.	.	.	.	.	.	.	.	.	.	.	.	.	.	.	.	M } 840-848
.	.	.	.	.	.	.	.	.	.	.	.	.	.	.	.	F } 840
.	.	.	.	.	.	.	.	.	.	.	.	.	.	.	.	M } 841
.	.	.	.	.	.	.	.	.	.	.	.	.	.	.	.	F } 842
.	.	.	.	.	.	.	.	.	.	.	.	.	.	.	.	M } 843
.	.	.	.	.	.	.	.	.	.	.	.	.	.	.	.	F } 844
.	.	.	.	.	.	.	.	.	.	.	.	.	.	.	.	M } 845
.	.	.	.	.	.	.	.	.	.	.	.	.	.	.	.	F } 846
.	.	.	.	.	.	.	.	.	.	.	.	.	.	.	.	M } 847
.	.	.	.	.	.	.	.	.	.	.	.	.	.	.	.	F } 848
11	5	3	3	5	4	1	3	1	3	.	2	1	.	.	.	M } 850-854
.	.	1	1	.	.	1	.	.	2	.	.	.	.	.	.	F }

# **ABSTRACT 20 (continued). Northern Ireland: Causes**

Detailed List	CAUSES OF DEATH	AGES AT									
		ALL AGES	Under 4 weeks	Total under one year	1-	2-	3-	4-	5-	10-	15-
850	Concussion . . . . . {M F	. .	. .	. .	. .	. .	. .	. .	. .	. .	. .
851	Cerebral laceration and con- tusion . . . . . {M F	33 3	. .	. .	. .	. .	. .	. .	. .	1 .	4 .
852	Subarachnoid, subdural and extradural haemorrhage, following injury . . . . . {M F	2 .	. .	1 .	. .	. .	. .	. .	. .	. .	. .
853	Other and unspecified intra- cranial haemorrhage following injury . . . . . {M F	2 .	. .	. .	. .	. .	. .	. .	. .	. .	. .
854	Intracranial injury of other and unspecified nature . . . . . {M F	12 4	. .	. .	. .	. .	. .	. .	1 .	. .	1 1
860-869	Internal injury of chest, abdomen and pelvis . . . . . {M F	128 42	. .	. .	. .	. .	. .	1 7	1 7	7 7	20 4
860	Traumatic pneumothorax and haemothorax . . . . . {M F	15 2	. .	. .	. .	. .	. .	. .	. .	. .	3 .
861	Injury to heart and lung . . . . . {M F	18 4	. .	. .	. .	. .	. .	. .	. .	. .	6 .
862	Injury to other or unspecified intrathoracic organs . . . . . {M F	13 2	. .	. .	. .	. .	. .	. .	. .	1 1	2 .
863	Injury to gastrointestinal tract . . . . . {M F	. .	. .	. .	. .	. .	. .	. .	. .	. .	. .
864	Injury to liver . . . . . {M F	6 5	. .	. .	. .	. .	. .	. .	. .	1 .	1 .
865	Injury to spleen . . . . . {M F	. .	. .	. .	. .	. .	. .	. .	. .	. .	. .
866	Injury to kidney . . . . . {M F	. .	. .	. .	. .	. .	. .	. .	. .	. .	. .
867	Injury to pelvic organs . . . . . {M F	. .	. .	. .	. .	. .	. .	. .	. .	. .	. .
868	Injury to other intra-abdominal organs . . . . . {M F	. .	. .	. .	. .	. .	. .	. .	. .	. .	. .
869	Internal injury to unspecified or ill-defined organs . . . . . {M F	76 29	. .	. .	. .	. .	. .	1 1	1 1	5 6	8 4
870-879	Open wound of head, neck and trunk . . . . . {M F	57 8	. .	. .	. .	. .	. .	. .	. .	1 7	3 7
870	Open wound or ocular adnexa . . . . . {M F	. .	. .	. .	. .	. .	. .	. .	. .	. .	. .
871	Open wound of eyeball . . . . . {M F	. .	. .	. .	. .	. .	. .	. .	. .	. .	. .
872	Open wound of ear . . . . . {M F	. .	. .	. .	. .	. .	. .	. .	. .	. .	. .
873	Other open wound of head . . . . . {M F	21 1	. .	. .	. .	. .	. .	. .	. .	1 .	. .
874	Open wound of neck . . . . . {M F	5 4	. .	. .	. .	. .	. .	. .	. .	. .	1 .
875	Open wound of chest (wall) . . . . . {M F	21 2	. .	. .	. .	. .	. .	. .	. .	. .	1 1
876	Open wound of back . . . . . {M F	. .	. .	. .	. .	. .	. .	. .	. .	. .	. .
877	Open wound of buttock . . . . . {M F	. .	. .	. .	. .	. .	. .	. .	. .	. .	. .

of death at different age-periods, 1980.

DEATH																Detailed List
20-	25-	30-	35-	40-	45-	50-	55-	60-	65-	70-	75-	80-	85-	90-	95 and over	
.	.	.	.	.	.	.	.	.	.	.	.	.	.	.	.	M } 850
9	4	3	.	5	3	.	2	.	1	.	1	.	.	.	.	F } 851
.	.	1	.	.	.	1	.	.	1	.	.	.	.	.	.	M } 852
.	.	.	1	.	.	.	.	.	.	.	.	.	.	.	.	F } 853
2	1	.	1	.	1	1	1	1	1	.	1	1	.	.	.	M } 854
.	.	.	1	.	.	.	.	.	1	.	.	.	.	.	.	F } 854
27	17	11	4	8	2	9	12	4	3	2	4	3	.	.	.	M } 860-869
5	.	3	1	3	.	2	5	.	2	2	2	2	2	.	.	F } 860-869
2	1	.	.	2	.	2	3	.	.	.	2	1	.	.	.	M } 860
.	.	.	.	.	.	.	.	.	.	.	.	.	.	.	.	F } 861
3	2	2	1	1	1	1	1	.	.	.	.	.	.	.	.	M } 862
.	.	1	.	2	.	1	1	3	.	.	1	.	.	.	.	F } 863
.	3	1	.	.	.	1	1	.	.	.	.	.	.	.	.	M } 864
.	.	1	.	.	.	.	.	.	.	.	.	.	.	.	.	F } 865
1	.	1	1	.	.	1	1	.	1	.	.	.	1	.	.	M } 866
2	.	.	.	.	.	.	.	.	.	.	.	.	.	.	.	F } 867
.	.	.	.	.	.	.	.	.	.	.	.	.	.	.	.	M } 868
.	.	.	.	.	.	.	.	.	.	.	.	.	.	.	.	F } 869
21	5	7	2	5	1	5	7	1	2	2	1	3	.	.	.	M } 870-879
3	.	1	1	1	.	1	3	.	2	2	1	1	1	.	.	F } 870-879
11	9	7	10	3	3	2	2	5	1	1	.	.	.	.	.	M } 870
1	2	1	.	.	.	.	.	.	.	.	.	.	.	.	.	F } 871
.	.	.	.	.	.	.	.	.	.	.	.	.	.	.	.	M } 872
.	.	.	.	.	.	.	.	.	.	.	.	.	.	.	.	F } 873
4	4	3	5	1	1	1	.	1	.	1	.	.	.	.	.	M } 874
.	.	.	.	.	.	.	.	.	.	.	.	.	.	.	.	F } 875
1	1	1	.	1	.	.	1	.	.	.	.	.	.	.	.	M } 876
1	1	1	.	.	.	1	1	.	.	.	.	.	.	.	.	F } 877
4	3	3	3	.	1	1	1	3	1	.	.	.	.	.	.	M } 878
.	1	.	.	.	.	.	.	.	.	.	.	.	.	.	.	F } 879
.	.	.	.	.	.	.	.	.	.	.	.	.	.	.	.	M } 880
.	.	.	.	.	.	.	.	.	.	.	.	.	.	.	.	F } 881

**ABSTRACT 20 (continued). Northern Ireland: Causes**

Detailed List	CAUSES OF DEATH	AGES AT									
		ALL AGES	Under 4 weeks	Total under one year	1-	2-	3-	4-	5-	10-	15-
878	Open wound of genital organs (external), including traumatic amputation { M F	.	.	.	.	.	.	.	.	.	.
879	Open wound of other and unspecified sites, except limbs { M F	10 1	.	.	.	.	.	.	.	.	1
880-887	Open wound of upper limb { M F	.	.	.	.	.	.	.	.	.	.
880	Open wound of shoulder and upper arm { M F	.	.	.	.	.	.	.	.	.	.
881	Open wound of elbow, forearm and wrist { M F	.	.	.	.	.	.	.	.	.	.
882	Open wound of hand except finger(s) alone { M F	.	.	.	.	.	.	.	.	.	.
883	Open wound of finger(s) { M F	.	.	.	.	.	.	.	.	.	.
884	Multiple and unspecified open wound of upper limb { M F	.	.	.	.	.	.	.	.	.	.
885	Traumatic amputation of thumb (complete) (partial) { M F	.	.	.	.	.	.	.	.	.	.
886	Traumatic amputation of other finger(s) (complete) (partial) { M F	.	.	.	.	.	.	.	.	.	.
887	Traumatic amputation of arm and hand (complete) (partial) { M F	.	.	.	.	.	.	.	.	.	.
890-897	Open wound of lower limb { M F	.	.	.	.	.	.	.	.	.	.
890	Open wound of hip and thigh { M F	.	.	.	.	.	.	.	.	.	.
891	Open wound of knee, leg (except thigh) and ankle { M F	.	.	.	.	.	.	.	.	.	.
892	Open wound of foot except toe(s) alone { M F	.	.	.	.	.	.	.	.	.	.
893	Open wound of toe(s) { M F	.	.	.	.	.	.	.	.	.	.
894	Multiple and unspecified open wound of lower limb { M F	.	.	.	.	.	.	.	.	.	.
895	Traumatic amputation of toe(s) (complete) (partial) { M F	.	.	.	.	.	.	.	.	.	.
896	Traumatic amputation of foot (complete) (partial) { M F	.	.	.	.	.	.	.	.	.	.
897	Traumatic amputation of leg(s) (complete) (partial) { M F	.	.	.	.	.	.	.	.	.	.
900-904	Injury to blood vessels { M F	13 2	.	.	.	.	.	.	.	1	4
900	Injury to blood vessels of head and neck { M F	1	.	.	.	.	.	.	.	.	1
901	Injury to blood vessels of thorax { M F	10 2	.	.	.	.	.	.	.	.	3 1
902	Injury to blood vessels of abdomen and pelvis { M F	.	.	.	.	.	.	.	.	.	.
903	Injury to blood vessels of upper extremity { M F	1	.	.	.	.	.	.	.	1	.



of death at different age-periods, 1980.

DEATH																Detailed List		
20-	25-	30-	35-	40-	45-	50-	55-	60-	65-	70-	75-	80-	85-	90-	95 and over			
.	.	.	.	.	.	.	.	.	.	.	.	.	.	.	.	M F	}	878
2	1	1	2	1	1	.	1	1	.	.	.	.	.	.	.	M F	}	879
.	.	.	.	.	.	.	.	.	.	.	.	.	.	.	.	M F	}	880-887
.	.	.	.	.	.	.	.	.	.	.	.	.	.	.	.	M F	}	880
.	.	.	.	.	.	.	.	.	.	.	.	.	.	.	.	M F	}	881
.	.	.	.	.	.	.	.	.	.	.	.	.	.	.	.	M F	}	882
.	.	.	.	.	.	.	.	.	.	.	.	.	.	.	.	M F	}	883
.	.	.	.	.	.	.	.	.	.	.	.	.	.	.	.	M F	}	884
.	.	.	.	.	.	.	.	.	.	.	.	.	.	.	.	M F	}	885
.	.	.	.	.	.	.	.	.	.	.	.	.	.	.	.	M F	}	886
.	.	.	.	.	.	.	.	.	.	.	.	.	.	.	.	M F	}	887
.	.	.	.	.	.	.	.	.	.	.	.	.	.	.	.	M F	}	890-897
.	.	.	.	.	.	.	.	.	.	.	.	.	.	.	.	M F	}	890
.	.	.	.	.	.	.	.	.	.	.	.	.	.	.	.	M F	}	891
.	.	.	.	.	.	.	.	.	.	.	.	.	.	.	.	M F	}	892
.	.	.	.	.	.	.	.	.	.	.	.	.	.	.	.	M F	}	893
.	.	.	.	.	.	.	.	.	.	.	.	.	.	.	.	M F	}	894
.	.	.	.	.	.	.	.	.	.	.	.	.	.	.	.	M F	}	895
.	.	.	.	.	.	.	.	.	.	.	.	.	.	.	.	M F	}	896
.	.	.	.	.	.	.	.	.	.	.	.	.	.	.	.	M F	}	897
4	1	1	1	1	.	.	.	.	1	.	.	.	.	.	.	M F	}	900-904
.	.	.	.	.	.	.	.	.	.	.	.	.	.	.	.	M F	}	900
4	.	1	1	1	.	.	.	.	1	.	.	.	.	.	.	M F	}	901
.	.	.	.	.	.	.	.	.	.	.	.	.	.	.	.	M F	}	902
.	.	.	.	.	.	.	.	.	.	.	.	.	.	.	.	M F	}	903

**ABSTRACT 20 (continued). Northern Ireland: Causes**

Detailed List	CAUSES OF DEATH	AGES AT									
		ALL AGES	Under 4 weeks	Total under one year	1-	2-	3-	4-	5-	10-	15-
904	Injury to blood vessels of lower extremity and unspecified sites {M F	1 .	. .	. .	. .	. .	. .	. .	. .	. .	. .
905-909	Late effects of injuries, poisonings, toxic effects and other external causes {M F	4 .	. .	. .	. .	. .	. .	. .	. .	. .	. .
905	Late effects of musculoskeletal and connective tissue injuries {M F	2 .	. .	. .	. .	. .	. .	. .	. .	. .	. .
906	Late effects of injuries to skin and subcutaneous tissues {M F	. .	. .	. .	. .	. .	. .	. .	. .	. .	. .
907	Late effects of injuries to the nervous system {M F	2 .	. .	. .	. .	. .	. .	. .	. .	. .	. .
908	Late effects of other and unspecified injuries {M F	. .	. .	. .	. .	. .	. .	. .	. .	. .	. .
909	Late effects of other and unspecified external causes {M F	. .	. .	. .	. .	. .	. .	. .	. .	. .	. .
910-919	Superficial injury {M F	. .	. .	. .	. .	. .	. .	. .	. .	. .	. .
910	Superficial injury of face, neck and scalp except eye {M F	. .	. .	. .	. .	. .	. .	. .	. .	. .	. .
911	Superficial injury of trunk {M F	. .	. .	. .	. .	. .	. .	. .	. .	. .	. .
912	Superficial injury of shoulder and upper arm {M M	. .	. .	. .	. .	. .	. .	. .	. .	. .	. .
913	Superficial injury of elbow, forearm and wrist {M F	. .	. .	. .	. .	. .	. .	. .	. .	. .	. .
914	Superficial injury of hand(s) except finger(s) alone {M F	. .	. .	. .	. .	. .	. .	. .	. .	. .	. .
915	Superficial injury of finger(s) {M F	. .	. .	. .	. .	. .	. .	. .	. .	. .	. .
916	Superficial injury of hip, thigh, leg and ankle {M F	. .	. .	. .	. .	. .	. .	. .	. .	. .	. .
917	Superficial injury of foot and toe(s) {M F	. .	. .	. .	. .	. .	. .	. .	. .	. .	. .
918	Superficial injury of eye and adnexa {M F	. .	. .	. .	. .	. .	. .	. .	. .	. .	. .
919	Superficial injury of other multiple and unspecified sites {M F	. .	. .	. .	. .	. .	. .	. .	. .	. .	. .
920-924	Contusion of intact skin surface {M F	. .	. .	. .	. .	. .	. .	. .	. .	. .	. .
920	Contusion of face, scalp and neck except eye(s) {M F	. .	. .	. .	. .	. .	. .	. .	. .	. .	. .
921	Contusion of eye and adnexa {M F	. .	. .	. .	. .	. .	. .	. .	. .	. .	. .
922	Contusion of trunk {M F	. .	. .	. .	. .	. .	. .	. .	. .	. .	. .
923	Contusion of upper limb {M F	. .	. .	. .	. .	. .	. .	. .	. .	. .	. .
924	Contusion of lower limb and of other and unspecified sites {M F	. .	. .	. .	. .	. .	. .	. .	. .	. .	. .
925-929	Crushing injury {M F	3 .	. .	. .	. .	. .	. .	. .	. .	. .	. .

of death at different age-periods, 1980.

DEATH																Detailed List
20-	25-	30-	35-	40-	45-	50-	55-	60-	65-	70-	75-	80-	85-	90-	95 and over	
.	1	.	.	.	.	.	.	.	.	.	.	.	.	.	.	M } 904 F }
.	.	.	.	.	.	.	.	1	1	.	.	2	.	.	.	M } 905-909 F }
.	.	.	.	.	.	.	.	.	.	.	.	2	.	.	.	M } 905 F }
.	.	.	.	.	.	.	.	.	.	.	.	.	.	.	.	M } 906 F }
.	.	.	.	.	.	.	.	1	1	.	.	.	.	.	.	M } 907 F }
.	.	.	.	.	.	.	.	.	.	.	.	.	.	.	.	M } 908 F }
.	.	.	.	.	.	.	.	.	.	.	.	.	.	.	.	M } 909 F }
.	.	.	.	.	.	.	.	.	.	.	.	.	.	.	.	M } 910-919 F }
.	.	.	.	.	.	.	.	.	.	.	.	.	.	.	.	M } 910 F }
.	.	.	.	.	.	.	.	.	.	.	.	.	.	.	.	M } 911 F }
.	.	.	.	.	.	.	.	.	.	.	.	.	.	.	.	M } 912 F }
.	.	.	.	.	.	.	.	.	.	.	.	.	.	.	.	M } 913 F }
.	.	.	.	.	.	.	.	.	.	.	.	.	.	.	.	M } 914 F }
.	.	.	.	.	.	.	.	.	.	.	.	.	.	.	.	M } 915 F }
.	.	.	.	.	.	.	.	.	.	.	.	.	.	.	.	M } 916 F }
.	.	.	.	.	.	.	.	.	.	.	.	.	.	.	.	M } 917 F }
.	.	.	.	.	.	.	.	.	.	.	.	.	.	.	.	M } 918 F }
.	.	.	.	.	.	.	.	.	.	.	.	.	.	.	.	M } 919 F }
.	.	.	.	.	.	.	.	.	.	.	.	.	.	.	.	M } 920-924 F }
.	.	.	.	.	.	.	.	.	.	.	.	.	.	.	.	M } 920 F }
.	.	.	.	.	.	.	.	.	.	.	.	.	.	.	.	M } 921 F }
.	.	.	.	.	.	.	.	.	.	.	.	.	.	.	.	M } 922 F }
.	.	.	.	.	.	.	.	.	.	.	.	.	.	.	.	M } 923 F }
.	.	.	.	.	.	.	.	.	.	.	.	.	.	.	.	M } 924 F }
.	1	.	.	.	.	.	.	1	.	.	.	.	1	.	.	M } 925-929 F }

**ABSTRACT 20 (continued). Northern Ireland: Causes**

Detailed List	CAUSES OF DEATH	AGES AT									
		ALL AGES	Under 4 weeks	Total under one year	1-	2-	3-	4-	5-	10-	15-
925	Crushing injury of face, scalp and neck {M F	1 .	. .	. .	. .	. .	. .	. .	. .	. .	. .
926	Crushing injury of trunk {M F	1 .	. .	. .	. .	. .	. .	. .	. .	. .	. .
927	Crushing injury of upper limb {M F	. .	. .	. .	. .	. .	. .	. .	. .	. .	. .
928	Crushing injury of lower limb {M F	1 .	. .	. .	. .	. .	. .	. .	. .	. .	. .
929	Crushing injury of multiple and unspecified sites {M F	. .	. .	. .	. .	. .	. .	. .	. .	. .	. .
930-939	Effects of foreign body entering through orifice {M F	17 5	. .	1 1	. .	. .	. .	. .	. .	. .	1 1
930	Foreign body on external eye {M F	. .	. .	. .	. .	. .	. .	. .	. .	. .	. .
931	Foreign body in ear {M F	. .	. .	. .	. .	. .	. .	. .	. .	. .	. .
932	Foreign body in nose {M F	. .	. .	. .	. .	. .	. .	. .	. .	. .	. .
933	Foreign body in pharynx and larynx {M F	15 4	. .	1 1	. .	. .	. .	. .	. .	. .	1 .
934	Foreign body in trachea, bronchus, and lung {M F	2 .	. .	. .	. .	. .	. .	. .	. .	. .	1 .
935	Foreign body in mouth, oesophagus and stomach {M F	. .	. .	. .	. .	. .	. .	. .	. .	. .	. .
936	Foreign body in intestine and colon {M F	. .	. .	. .	. .	. .	. .	. .	. .	. .	. .
937	Foreign body in anus and rectum {M F	. .	. .	. .	. .	. .	. .	. .	. .	. .	. .
938	Foreign body in digestive system, unspecified {M F	. 1	. .	. .	. .	. .	. .	. .	. .	. .	. .
939	Foreign body in genitourinary tract {M F	. .	. .	. .	. .	. .	. .	. .	. .	. .	. .
940-949	Burns {M F	15 5	. .	. .	. .	. .	. .	. .	. .	. .	1 .
940	Burn confined to eye and adnexa {M F	. .	. .	. .	. .	. .	. .	. .	. .	. .	. .
941	Burn of face, head and neck {M F	. .	. .	. .	. .	. .	. .	. .	. .	. .	. .
942	Burn of trunk {M F	1 .	. .	. .	. .	. .	. .	. .	. .	. .	. .
943	Burn of upper limb, except wrist and hand {M F	. .	. .	. .	. .	. .	. .	. .	. .	. .	. .
944	Burn of wrist(s) and hand(s) {M F	. .	. .	. .	. .	. .	. .	. .	. .	. .	. .
945	Burn of lower limb(s) {M F	. .	. .	. .	. .	. .	. .	. .	. .	. .	. .
946	Burns of multiple specified sites {M F	. .	. .	. .	. .	. .	. .	. .	. .	. .	. .
947	Burn of internal organ {M F	. .	. .	. .	. .	. .	. .	. .	. .	. .	. .
948	Burns classified according to extent of body surface involved {M F	2 .	. .	. .	. .	. .	. .	. .	. .	. .	. .

of death at different age-periods, 1980.

DEATH																Detailed List
20-	25-	30-	35-	40-	45-	50-	55-	60-	65-	70-	75-	80-	85-	90-	95 and over	
.	1	.	.	.	.	.	.	.	.	.	.	.	.	.	.	M } 925
.	.	.	.	.	.	.	.	1	.	.	.	.	.	.	.	F } 926
.	.	.	.	.	.	.	.	.	.	.	.	.	.	.	.	M } 927
.	.	.	.	.	.	.	.	.	.	.	.	.	1	.	.	F } 928
.	.	.	.	.	.	.	.	.	.	.	.	.	.	.	.	M } 929
1	2	1	2	2	1	1	1	1	1	1	1	1	1	.	.	M } 930-939
.	.	.	.	.	.	.	.	.	.	.	.	.	.	.	.	F }
.	.	.	.	.	.	.	.	.	.	.	.	.	.	.	.	M } 931
.	.	.	.	.	.	.	.	.	.	.	.	.	.	.	.	F } 932
1	2	1	2	2	.	1	1	1	.	1	1	1	1	.	.	M } 933
.	.	.	.	1	.	.	.	.	1	.	.	.	.	.	.	F } 934
.	.	.	.	.	.	.	.	.	.	.	.	.	.	.	.	M } 935
.	.	.	.	.	.	.	.	.	.	.	.	.	.	.	.	F } 936
.	.	.	.	.	.	.	.	.	.	.	.	.	.	.	.	M } 937
.	.	.	.	.	1	.	.	.	.	.	.	.	.	.	.	F } 938
.	.	.	.	.	.	.	.	.	.	.	.	.	.	.	.	M } 939
1	1	1	.	1	.	.	2	.	3	3	1	1	.	.	.	M } 940-959
.	.	.	.	.	.	.	1	.	.	1	1	2	.	.	.	F }
.	.	.	.	.	.	.	.	.	.	.	.	.	.	.	.	M } 940
.	.	.	.	.	.	.	.	.	.	.	.	.	.	.	.	F } 941
.	.	.	.	.	.	.	.	.	.	1	.	.	.	.	.	M } 942
.	.	.	.	.	.	.	.	.	.	.	.	.	.	.	.	F } 943
.	.	.	.	.	.	.	.	.	.	.	.	.	.	.	.	M } 944
.	.	.	.	.	.	.	.	.	.	.	.	.	.	.	.	F } 945
.	.	.	.	.	.	.	.	.	.	.	.	.	.	.	.	M } 946
.	.	.	.	.	.	.	.	.	.	.	.	.	.	.	.	F } 947
.	.	.	.	1	.	.	1	.	.	.	.	.	.	.	.	M } 948

**ABSTRACT 20 (continued). Northern Ireland: Causes**

Detailed List	CAUSES OF DEATH	AGES AT									
		ALL AGES	Under 4 weeks	Total under one year	1-	2-	3-	4-	5-	10-	15-
949	Burns, unspecified . . . {M F	12 5	. .	. .	. .	. .	. .	. .	. .	. .	1 .
950-957	Injury to nerves and spinal cord {M F	3 1	. .	. .	. .	. .	. .	. .	. .	7 .	7 .
950	Injury to optic nerve and pathways . . . {M F	. .	. .	. .	. .	. .	. .	. .	. .	. .	. .
951	Injury to other cranial nerve(s) . . {M F	. .	. .	. .	. .	. .	. .	. .	. .	. .	. .
952	Spinal cord lesion without evidence of spinal bone injury {M F	3 1	. .	. .	. .	. .	. .	. .	. .	1 .	1 .
953	Injury to nerve roots and spinal plexus . . . {M F	. .	. .	. .	. .	. .	. .	. .	. .	. .	. .
954	Injury to other nerve(s) of trunk excludes shoulder and pelvic girdles . . . {M F	. .	. .	. .	. .	. .	. .	. .	. .	. .	. .
955	Injury to peripheral nerve(s) of shoulder girdle and upper limb . . . {M F	. .	. .	. .	. .	. .	. .	. .	. .	. .	. .
956	Injury to peripheral nerve(s) of pelvic girdle and lower limb . {M F	. .	. .	. .	. .	. .	. .	. .	. .	. .	. .
957	Injury to other and unspecified nerves . . . {M F	. .	. .	. .	. .	. .	. .	. .	. .	. .	. .
958-959	Certain traumatic complications and unspecified injuries . {M F	1 .	. .	. .	. .	. .	. .	. .	. .	. .	. .
958	Certain early complications of trauma . . . {M F	. .	. .	. .	. .	. .	. .	. .	. .	. .	. .
959	Injury, other and unspecified . . {M F	1 .	. .	. .	. .	. .	. .	. .	. .	. .	. .
960-979	Poisoning by drugs, medicaments and biological substances . {M F	12 20	. .	. .	. .	. .	. .	. .	. .	. .	2 3
960	Poisoning by antibiotics . . . {M F	. .	. .	. .	. .	. .	. .	. .	. .	. .	. .
961	Poisoning by other anti-infectives . . . {M F	. .	. .	. .	. .	. .	. .	. .	. .	. .	. .
962	Poisoning by hormones and synthetic substitutes . . {M F	. .	. .	. .	. .	. .	. .	. .	. .	. .	. .
963	Poisoning by primarily systemic agents . . . {M F	. .	. .	. .	. .	. .	. .	. .	. .	. .	. .
964	Poisoning by agents primarily affecting blood constituents . {M F	. .	. .	. .	. .	. .	. .	. .	. .	. .	. .
965	Poisoning by analgesics, anti-pyretics and antirheumatics . {M F	1 6	. .	. .	. .	. .	. .	. .	. .	. .	2 .
966	Poisoning by anticonvulsives and anti-Parkinsonism drugs {M F	. .	. .	. .	. .	. .	. .	. .	. .	. .	. .
967	Poisoning by sedatives and hypnotics . . . {M F	3 7	. .	. .	. .	. .	. .	. .	. .	. .	. .
968	Poisoning by other central nervous system depressants . {M F	. .	. .	. .	. .	. .	. .	. .	. .	. .	. .
969	Poisoning by psychotropic agents . . . {M F	7 6	. .	. .	. .	. .	. .	. .	. .	. .	2 1
970	Poisoning by central nervous system stimulants . . {M F	. .	. .	. .	. .	. .	. .	. .	. .	. .	. .

of death at different age-periods, 1980.

DEATH																Detailed List		
20-	25-	30-	35-	40-	45-	50-	55-	60-	65-	70-	75-	80-	85-	90-	95 and over			
1	1	1	.	.	.	.	1	.	3	2	1	1	2	.	.	.	M } 949	
.	.	7	.	.	7	.	.	.	.	.	.	.	.	.	.	.	M } 950-957	
.	.	.	.	.	.	.	.	.	.	.	.	.	.	.	.	.	M } 950	
.	.	.	.	.	.	.	.	.	.	.	.	.	.	.	.	.	M } 951	
.	.	1	.	.	1	.	.	.	.	.	.	.	.	.	.	.	M } 952	
.	.	.	.	.	.	.	.	.	.	.	.	.	.	.	.	.	M } 953	
.	.	.	.	.	.	.	.	.	.	.	.	.	.	.	.	.	M } 954	
.	.	.	.	.	.	.	.	.	.	.	.	.	.	.	.	.	M } 955	
.	.	.	.	.	.	.	.	.	.	.	.	.	.	.	.	.	M } 956	
.	.	.	.	.	.	.	.	.	.	.	.	.	.	.	.	.	M } 957	
.	.	.	.	.	.	7	.	.	.	.	.	.	.	.	.	.	M } 958-959	
.	.	.	.	.	.	.	.	.	.	.	.	.	.	.	.	.	M } 958	
.	.	.	.	.	.	1	.	.	.	.	.	.	.	.	.	.	M } 959	
7	7	3	2	2	7	2	7	2	.	7	.	.	.	.	.	.	M } 960-979	
.	.	.	.	.	.	.	.	.	.	.	.	.	.	.	.	.	M } 960	
.	.	.	.	.	.	.	.	.	.	.	.	.	.	.	.	.	M } 961	
.	.	.	.	.	.	.	.	.	.	.	.	.	.	.	.	.	M } 962	
.	.	.	.	.	.	.	.	.	.	.	.	.	.	.	.	.	M } 963	
.	.	.	.	.	.	.	.	.	.	.	.	.	.	.	.	.	M } 964	
.	.	1	1	.	1	.	.	.	.	1	.	.	.	.	.	.	M } 965	
.	.	.	.	.	.	.	.	.	.	.	.	.	.	.	.	.	M } 966	
.	.	.	1	1	2	2	1	1	.	.	.	.	.	.	.	.	M } 967	
.	.	.	.	.	.	.	.	.	.	.	.	.	.	.	.	.	M } 968	
1	1	3	1	1	1	1	.	.	.	.	.	.	.	.	.	.	M } 969	
.	.	.	.	.	.	.	.	.	.	.	.	.	.	.	.	.	M } 970	

**ABSTRACT 20 (continued). Northern Ireland: Causes**

Detailed List	CAUSES OF DEATH		AGES AT									
			ALL AGES	Under 4 weeks	Total under one year	1-	2-	3-	4-	5-	10-	15-
971	Poisoning by drugs primarily affecting the autonomic nervous system	{M F	1	.	.	.	.	.	.	.	.	.
972	Poisoning by agents primarily affecting the cardiovascular system	{M F	.	.	.	.	.	.	.	.	.	.
973	Poisoning by agents primarily affecting the gastrointestinal system	{M F	.	.	.	.	.	.	.	.	.	.
974	Poisoning by water, mineral and uric acid metabolism drugs	{M F	.	.	.	.	.	.	.	.	.	.
975	Poisoning by agents primarily acting on the smooth and skeletal muscles and respiratory system	{M F	.	.	.	.	.	.	.	.	.	.
976	Poisoning by agents primarily affecting skin and mucous membrane, ophthalmological otorhinolaryngological and dental drugs	{M F	.	.	.	.	.	.	.	.	.	.
977	Poisoning by other and unspecified drugs and medications	{M F	1	.	.	.	.	.	.	.	.	.
978	Poisoning by bacterial vaccines	{M F	.	.	.	.	.	.	.	.	.	.
979	Poisoning by other vaccines and biological substances	{M F	.	.	.	.	.	.	.	.	.	.
980-989	<i>Toxic effects of substances chiefly non-medicinal as to source</i>	{M F	57 20	.	.	.	.	1	1	2	.	4 2
980	Toxic effect of alcohol	{M F	15 3	.	.	.	.	.	.	.	.	1
981	Toxic effect of petroleum product	{M F	.	.	.	.	.	.	.	.	.	.
982	Toxic effect of solvents other than petroleum based	{M F	1	.	.	.	.	.	.	.	.	1
983	Toxic effect of corrosive aromatics, acids and caustic alkalis	{M F	.	.	.	.	.	.	.	.	.	.
984	Toxic effects of lead and its compounds (including fumes)	{M F	.	.	.	.	.	.	.	.	.	.
985	Toxic effect of other metals	{M F	.	.	.	.	.	.	.	.	.	.
986	Toxic effect of carbon monoxide	{M F	30 18	.	.	.	.	1	1	2	.	2
987	Toxic effect of other gases, fumes or vapours	{M F	1	.	.	.	.	.	.	.	.	1
988	Toxic effects of noxious substances eaten as food	{M F	.	.	.	.	.	.	.	.	.	.
989	Toxic effect of other substances, chiefly nonmedicinal as to source	{M F	10 5	.	.	.	.	.	.	.	.	1
990-995	<i>Other and unspecified effects of external causes</i>	{M F	84 37	3	5 1	1	.	1	1	1 1	2	3
990	Effects of radiation, unspecified	{M F	.	.	.	.	.	.	.	.	.	.
991	Effects of reduced temperature	{M F	8 7	.	.	.	.	.	.	.	.	.



of death at different age-periods, 1980.

DEATH																Detailed List
20-	25-	30-	35-	40-	45-	50-	55-	60-	65-	70-	75-	80-	85-	90-	95 and over	
.	.	.	.	.	.	.	.	1	.	.	.	.	.	.	.	M } 971
.	.	.	.	.	.	.	.	.	.	.	.	.	.	.	.	F } 972
.	.	.	.	.	.	.	.	.	.	.	.	.	.	.	.	M } 973
.	.	.	.	.	.	.	.	.	.	.	.	.	.	.	.	F } 974
.	.	.	.	.	.	.	.	.	.	.	.	.	.	.	.	M } 975
.	.	.	.	.	.	.	.	.	.	.	.	.	.	.	.	F } 976
.	.	.	.	.	1	.	.	.	.	.	.	.	.	.	.	M } 977
.	.	.	.	.	.	.	.	.	.	.	.	.	.	.	.	F } 978
.	.	.	.	.	.	.	.	.	.	.	.	.	.	.	.	M } 979
1	7	3	8	3	1	3	10	4	2	3	4	1	2	1	.	M } 980-989
.	2	1	2	.	.	3	6	1	.	.	.	.	.	.	.	F } 980
.	.	.	1	.	.	.	.	1	.	.	.	.	.	.	.	M } 981
.	.	.	.	.	.	.	.	.	.	.	.	.	.	.	.	F } 982
.	.	.	.	.	.	.	.	.	.	.	.	.	.	.	.	M } 983
.	.	.	.	.	.	.	.	.	.	.	.	.	.	.	.	F } 984
.	.	.	.	.	.	.	.	.	.	.	.	.	.	.	.	M } 985
.	3	2	4	3	.	1	2	3	2	2	3	1	2	1	.	M } 986
.	1	.	3	1	.	.	1	.	1	2	3	1	.	.	.	F } 987
.	.	.	.	.	.	.	.	.	.	.	.	.	.	.	.	M } 988
1	2	1	2	1	1	1	2	.	.	1	1	.	.	.	.	M } 989
.	1	.	.	.	.	.	.	.	.	.	.	.	.	.	.	F } 990-995
7	8	8	5	6	3	5	4	7	7	5	3	2	3	.	.	M } 990
2	6	2	.	.	3	2	2	4	4	.	1	2	.	.	.	F } 991
.	.	.	.	.	.	.	.	.	.	.	.	.	.	.	.	M } 990
.	.	.	1	.	1	1	.	.	1	2	2	2	2	.	.	F } 991

**ABSTRACT 20 (continued). Northern Ireland: Causes**

Detailed List	CAUSES OF DEATH	AGES AT									
		ALL AGES	Under 4 weeks	Total under one year	1-	2-	3-	4-	5-	10-	15-
992	Effects of heat and light {M F	.	.	.	.	.	.	.	.	.	.
993	Effects of air pressure {M F	.	.	.	.	.	.	.	.	.	.
994	Effects of other external causes {M F	72 29	1	2 1	1	.	1	1	1 1	1	3
995	Certain adverse effects not elsewhere classified {M F	4 1	2	3	.	.	.	.	.	1	.
996-999	Complications of surgical and medical care not elsewhere classified {M F	1 2	.	.	.	.	.	.	.	.	.
996	Complications peculiar to certain specified procedures {M F	1 .	.	.	.	.	.	.	.	.	.
997	Complications affecting specified body systems, not elsewhere classified {M F	.	.	.	.	.	.	.	.	.	.
998	Other complications of procedure, not elsewhere classified {M F	2	.	.	.	.	.	.	.	.	.
999	Complications of medical care, not elsewhere classified {M F	.	.	.	.	.	.	.	.	.	.
	<b>External Causes of Injury and Poisoning</b>										
E800-E807	Railway accidents {M F	3	.	.	.	.	.	.	.	2	.
E800	Railway accident involving collision with rolling stock {M F	.	.	.	.	.	.	.	.	.	.
E801	Railway accident involving collision with other object {M F	.	.	.	.	.	.	.	.	.	.
E802	Railway accident involving derailment without antecedent collision {M F	.	.	.	.	.	.	.	.	.	.
E803	Railway accident involving explosion, fire or burning {M F	.	.	.	.	.	.	.	.	.	.
E804	Fall in, on or from railway train {M F	1	.	.	.	.	.	.	.	1	.
E805	Hit by rolling stock {M F	2	.	.	.	.	.	.	.	1	.
E806	Other specified railway accident {M F	.	.	.	.	.	.	.	.	.	.
E807	Railway accident of unspecified nature {M F	.	.	.	.	.	.	.	.	.	.
E810-E819	Motor vehicle traffic accidents {M F	213 70	.	1	1	1	.	1	10 7	13 7	34 8
E810	Motor vehicle traffic accident involving collision with train {M F	.	.	.	.	.	.	.	.	.	.
E811	Motor vehicle traffic accident involving re-entrant collision with another motor vehicle {M F	.	.	.	.	.	.	.	.	.	.
E812	Other motor vehicle traffic accident involving collision with another motor vehicle {M F	82 23	.	.	.	.	.	.	1	4	18 1
E813	Motor vehicle traffic accident involving collision with other vehicle {M F	11 1	.	1	.	.	.	.	1 1	6	2

of death at different age-periods, 1980.

DEATH																Detailed List
20-	25-	30-	35-	40-	45-	50-	55-	60-	65-	70-	75-	80-	85-	90-	95 and over	
.	.	.	.	.	.	.	.	.	.	.	.	.	.	.	.	M } 992
.	.	.	.	.	.	.	.	.	.	.	.	.	.	.	.	F } 993
7	8	8	4	6	3	5	4	7	6	3	1	.	.	.	.	M } 994
2	6	2	.	.	2	1	2	4	2	3	1	1	.	.	.	F } 995
.	.	.	.	.	.	.	.	.	1	.	.	.	.	.	.	M } 995-999
.	.	.	.	.	.	.	7	.	.	7	7	.	.	.	.	F } 996
.	.	.	.	.	.	.	1	.	.	.	.	.	.	.	.	M } 997
.	.	.	.	.	.	.	.	.	.	.	.	.	.	.	.	F } 998
.	.	.	.	.	.	.	.	.	.	1	1	.	.	.	.	M } 999
.	.	.	.	.	.	.	.	.	.	.	.	.	.	.	.	F }
.	.	.	.	.	.	.	.	.	.	.	.	.	.	.	.	
.	.	.	.	.	.	7	.	.	.	.	.	.	.	.	.	M } E800-E807
.	.	.	.	.	.	.	.	.	.	.	.	.	.	.	.	F } E800
.	.	.	.	.	.	.	.	.	.	.	.	.	.	.	.	M } E801
.	.	.	.	.	.	.	.	.	.	.	.	.	.	.	.	F } E802
.	.	.	.	.	.	.	.	.	.	.	.	.	.	.	.	M } E803
.	.	.	.	.	.	.	.	.	.	.	.	.	.	.	.	F } E804
.	.	.	.	.	.	1	.	.	.	.	.	.	.	.	.	M } E805
.	.	.	.	.	.	.	.	.	.	.	.	.	.	.	.	F } E806
.	.	.	.	.	.	.	.	.	.	.	.	.	.	.	.	M } E807
.	.	.	.	.	.	.	.	.	.	.	.	.	.	.	.	F }
35	18	16	5	12	5	9	18	6	11	4	6	6	7	.	.	M } E810-E819
9	.	3	1	3	.	2	6	1	6	5	4	2	4	.	.	F }
.	.	.	.	.	.	.	.	.	.	.	.	.	.	.	.	M } E810
.	.	.	.	.	.	.	.	.	.	.	.	.	.	.	.	F } E811
.	.	.	.	.	.	.	.	.	.	.	.	.	.	.	.	M } E812
19	8	5	3	6	.	2	8	3	3	1	2	.	.	.	.	F }
7	.	2	1	3	.	.	3	.	1	3	.	1	.	.	.	M } E813
.	1	.	.	.	.	.	.	.	.	.	.	.	.	.	.	F }

**ABSTRACT 20 (continued). Northern Ireland: Causes**

Detailed List	CAUSES OF DEATH		AGES AT									
			ALL AGES	Under 4 weeks	Total under one year	1-	2-	3-	4-	5-	10-	15-
E814	Motor vehicle traffic accident involving collision with pedestrian	{ M F	68 36	. .	. .	1 1	1 1	. .	1 1	8 5	2 4	3 3
E815	Other motor vehicle traffic accident involving collision on the highway	{ M F	18 5	. .	. .	. .	. .	. .	. .	. .	1 .	5 4
E816	Motor vehicle traffic accident due to loss of control, without collision on the highway	{ M F	21 5	. .	. .	. .	. .	. .	. .	. .	2 .	5 .
E817	Non collision motor vehicle traffic accident while boarding or alighting	{ M F	2 .	. .	. .	. .	. .	. .	. .	. .	. .	. .
E818	Other noncollision motor vehicle traffic accident	{ M F	9 .	. .	. .	. .	. .	. .	. .	1 .	1 .	1 .
E819	Motor vehicle traffic accident of unspecified nature	{ M F	2 .	. .	. .	. .	. .	. .	. .	. .	. .	. .
E820- E825	Motor vehicle nontraffic accidents	{ M F	6 .	. .	. .	. .	. .	. .	. .	. .	. .	3 .
E820	Nontraffic accident involving motor-driven snow vehicle	{ M F	. .	. .	. .	. .	. .	. .	. .	. .	. .	. .
E821	Nontraffic accident involving other off-road motor vehicle	{ M F	1 .	. .	. .	. .	. .	. .	. .	. .	. .	. .
E822	Other motor vehicle nontraffic accident involving collision with moving object	{ M F	. .	. .	. .	. .	. .	. .	. .	. .	. .	. .
E823	Other motor vehicle non-traffic accident involving collision with stationery object	{ M F	. .	. .	. .	. .	. .	. .	. .	. .	. .	. .
E824	Other motor vehicle non-traffic accident while boarding and alighting	{ M F	. .	. .	. .	. .	. .	. .	. .	. .	. .	. .
E825	Other motor vehicle non-traffic accident of other and unspecified nature	{ M F	5 .	. .	. .	. .	. .	. .	. .	. .	. .	3 .
E826- E829	Other road vehicle accidents	{ M F	7 7	. .	. .	. .	. .	. .	. .	7 .	7 .	. .
E826	Pedal cycle accident	{ M F	1 .	. .	. .	. .	. .	. .	. .	. .	1 .	. .
E827	Animal-drawn vehicle accident	{ M F	. .	. .	. .	. .	. .	. .	. .	. .	. .	. .
E828	Accident involving animal being ridden	{ M F	. 1	. .	. .	. .	. .	. .	. .	. 1	. .	. .
E829	Other road vehicle accidents	{ M F	. .	. .	. .	. .	. .	. .	. .	. .	. .	. .
E830- E838	Water transport accidents	{ M F	9 .	. .	. .	. .	. .	. .	. .	. .	. .	7 .
E830	Accidents to watercraft causing submersion	{ M F	2 .	. .	. .	. .	. .	. .	. .	. .	. .	1 .
E831	Accident to watercraft causing other injury	{ M F	. .	. .	. .	. .	. .	. .	. .	. .	. .	. .
E832	Other accidental submersion or drowning in water transport accident	{ M M	5 .	. .	. .	. .	. .	. .	. .	. .	. .	. .
E833	Fall on stairs or ladders in water transport	{ M F	. .	. .	. .	. .	. .	. .	. .	. .	. .	. .

of death at different age-periods, 1980.

DEATH																Detailed List
20-	25-	30-	35-	40-	45-	50-	55-	60-	65-	70-	75-	80-	85-	90-	95 and over	
3 .	2 .	5 1	2 .	2 .	3 .	4 2	9 3	2 1	8 5	3 2	4 4	5 .	4 .	.	.	M } E814 F }
4 .	3 .	4 .	.	2 .	.	.	.	.	.	.	.	.	.	.	.	M } E815 F }
5 2	3 .	1 .	.	1 .	2 .	3 .	1 .	.	.	.	.	1 .	.	.	.	M } E816 F }
1 .	.	.	.	.	.	.	.	.	.	.	.	1 .	.	.	.	M } E817 F }
2 .	.	1 .	.	1 .	.	.	.	1 .	.	.	.	.	1 .	.	.	M } E818 F }
1 .	1 .	.	.	.	.	.	.	.	.	.	.	.	.	.	.	M } E819 F }
7 .	7 .	.	.	.	.	.	7 .	.	.	.	.	.	.	.	.	M } E820- F } E825
.	.	.	.	.	.	.	.	.	.	.	.	.	.	.	.	M } E820 F }
.	1 .	.	.	.	.	.	.	.	.	.	.	.	.	.	.	M } E821 F }
.	.	.	.	.	.	.	.	.	.	.	.	.	.	.	.	M } E822 F }
.	.	.	.	.	.	.	.	.	.	.	.	.	.	.	.	M } E823 F }
.	.	.	.	.	.	.	.	.	.	.	.	.	.	.	.	M } E824 F }
1 .	.	.	.	.	.	.	1 .	.	.	.	.	.	.	.	.	M } E825 F }
.	.	.	.	.	.	.	.	.	.	.	.	.	.	.	.	M } E826- F } E829
.	.	.	.	.	.	.	.	.	.	.	.	.	.	.	.	M } E826 F }
.	.	.	.	.	.	.	.	.	.	.	.	.	.	.	.	M } E827 F }
.	.	.	.	.	.	.	.	.	.	.	.	.	.	.	.	M } E828 F }
.	.	.	.	.	.	.	.	.	.	.	.	.	.	.	.	M } E829 F }
3 .	2 .	7 .	.	7 .	.	.	.	.	7 .	.	.	.	.	.	.	M } E830- F } E838
.	1 .	.	.	.	.	.	.	.	.	.	.	.	.	.	.	M } E830 F }
.	.	.	.	.	.	.	.	.	.	.	.	.	.	.	.	M } E831 F }
3 .	1 .	.	.	1 .	.	.	.	.	.	.	.	.	.	.	.	M } E832 F }
.	.	.	.	.	.	.	.	.	.	.	.	.	.	.	.	M } E833 F }

**ABSTRACT 20 (continued). Northern Ireland: Causes**

[illegible]

of death at different age-periods, 1980.

DEATH																Detailed List
20-	25-	30-	35-	40-	45-	50-	55-	60-	65-	70-	75-	80-	85-	90-	95 and over	
.	.	.	.	.	.	.	.	.	1	.	.	.	.	.	.	M F } E834
.	.	.	.	.	.	.	.	.	.	.	.	.	.	.	.	M F } E835
.	.	.	.	.	.	.	.	.	.	.	.	.	.	.	.	M F } E836
.	.	.	.	.	.	.	.	.	.	.	.	.	.	.	.	M F } E837
.	.	1	.	.	.	.	.	.	.	.	.	.	.	.	.	M F } E838
2	2	.	1	.	7	.	.	.	.	.	.	.	.	.	.	M F } E840- E845
1	1	.	.	.	.	.	.	.	.	.	.	.	.	.	.	M F } E840
1	1	.	1	.	1	.	.	.	.	.	.	.	.	.	.	M F } E841
.	.	.	.	.	.	.	.	.	.	.	.	.	.	.	.	M F } E842
.	.	.	.	.	.	.	.	.	.	.	.	.	.	.	.	M F } E843
.	.	.	.	.	.	.	.	.	.	.	.	.	.	.	.	M F } E844
.	.	.	.	.	.	.	.	.	.	.	.	.	.	.	.	M F } E845
.	.	.	.	.	.	.	.	.	.	.	.	.	.	.	.	M F } E846- E848
.	.	.	.	.	.	.	.	.	.	.	.	.	.	.	.	M F } E846
.	.	.	.	.	.	.	.	.	.	.	.	.	.	.	.	M F } E847
.	.	.	.	.	.	.	.	.	.	.	.	.	.	.	.	M F } E848
1	1	2	1	1	1	2	.	1	.	.	.	.	.	.	.	M F } E850- E858
.	.	.	1	.	1	.	.	.	.	.	.	.	.	.	.	M F } E850
.	.	.	.	.	.	.	.	.	.	.	.	.	.	.	.	M F } E851
.	.	.	1	.	1	.	1	.	.	.	.	.	.	.	.	M F } E852
.	.	.	.	.	.	.	.	.	.	.	.	.	.	.	.	M F } E853
1	1	2	.	1	.	.	.	.	.	.	.	.	.	.	.	M F } E854
.	.	.	.	.	.	.	.	.	.	.	.	.	.	.	.	M F } E855
.	.	.	.	.	.	.	.	.	.	.	.	.	.	.	.	M F } E856

**ABSTRACT 20 (continued). Northern Ireland: Causes**

Detailed List	CAUSES OF DEATH	AGES AT									
		ALL AGES	Under 4 weeks	Total under one year	1-	2-	3-	4-	5-	10-	15-
E857	Accidental poisoning by anti-infectives . . . . . {M F	.	.	.	.	.	.	.	.	.	.
E858	Accidental poisoning by other drugs . . . . . {M F	1	.	.	.	.	.	.	.	.	.
E860- E869	Accidental poisoning by other solid and liquid substances, gases and vapours . . . . . {M F	31 10	.	.	.	.	.	.	.	.	2 1
E860	Accidental poisoning by alcohol, not elsewhere classified . . . . . {M F	15 3	.	.	.	.	.	.	.	.	1
E861	Accidental poisoning by cleansing and polishing agents, disinfectants, paints and varnishes . . . . . {M F	.	.	.	.	.	.	.	.	.	.
E862	Accidental poisoning by petroleum products, other solvents and their vapours, not elsewhere classified . . . . . {M F	1	.	.	.	.	.	.	.	.	1
E863	Accidental poisoning by agricultural and horticultural chemical and pharmaceutical preparations other than plant foods and fertilizers . . . . . {M F	4 1	.	.	.	.	.	.	.	.	.
E864	Accidental poisoning by corrosives and caustics, not elsewhere classified . . . . . {M F	.	.	.	.	.	.	.	.	.	.
E865	Accidental poisoning from food-stuffs and poisonous plants . . . . . {M F	.	.	.	.	.	.	.	.	.	.
E866	Accidental poisoning by other and unspecified solid and liquid substances . . . . . {M F	1	.	.	.	.	.	.	.	.	.
E867	Accidental poisoning by gas distributed by pipeline . . . . . {M F	3 4	.	.	.	.	.	.	.	.	.
E868	Accidental poisoning by other utility gas and other carbon monoxide . . . . . {M F	8 1	.	.	.	.	.	.	.	.	1
E869	Accidental poisoning by other gases and vapours . . . . . {M F	.	.	.	.	.	.	.	.	.	.
E870- E876	Misadventures to patients during surgical and medical care . . . . . {M F	2	.	.	.	.	.	.	.	.	.
E870	Accidental cut, puncture, perforation and haemorrhage during medical care . . . . . {M F	2	.	.	.	.	.	.	.	.	.
E871	Foreign object left in body during procedure . . . . . {M F	.	.	.	.	.	.	.	.	.	.
E872	Failure of sterile precautions during procedure . . . . . {M F	.	.	.	.	.	.	.	.	.	.
E873	Failure in dosage . . . . . {M F	.	.	.	.	.	.	.	.	.	.
E874	Mechanical failure of instrument or apparatus during procedure . . . . . {M F	.	.	.	.	.	.	.	.	.	.
E875	Contaminated or infected blood, other fluid, drug or biological substance . . . . . {M F	.	.	.	.	.	.	.	.	.	.
E876	Other and unspecified misadventures during medical care . . . . . {M F	.	.	.	.	.	.	.	.	.	.



of death at different age-periods, 1980.

DEATH																Detailed List
20-	25-	30-	35-	40-	45-	50-	55-	60-	65-	70-	75-	80-	85-	90-	95 and over	
.	.	.	.	.	.	.	.	.	.	.	.	.	.	.	.	M } E857
.	.	.	.	.	.	.	.	.	.	.	.	.	.	.	.	F } E858
.	.	.	.	.	1	.	.	.	.	.	.	.	.	.	.	M } E860-E869
.	.	.	.	.	.	.	.	.	.	.	.	.	.	.	.	F } E860
.	3	2	2	1	2	3	8	3	1	2	2	.	2	.	.	M } E861
.	.	.	2	1	.	1	6	1	.	.	.	.	.	.	.	F } E862
.	.	.	.	.	.	.	.	.	.	.	.	.	.	.	.	M } E863
.	.	.	.	.	.	.	.	.	.	.	.	.	.	.	.	F } E864
.	.	.	.	.	.	.	.	.	.	.	.	.	.	.	.	M } E865
.	.	.	.	.	.	.	.	.	.	.	.	.	.	.	.	F } E866
.	.	.	.	.	.	1	.	.	.	.	.	.	.	.	.	M } E867
.	.	.	.	1	.	.	1	.	1	1	1	.	2	.	.	F } E868
.	.	.	.	.	.	.	.	.	.	.	.	.	.	.	.	M } E869
.	.	.	.	.	.	.	.	.	.	1	1	.	.	.	.	M } E870-E876
.	.	.	.	.	.	.	.	.	.	.	.	.	.	.	.	F } E870
.	.	.	.	.	.	.	.	.	.	.	.	.	.	.	.	M } E871
.	.	.	.	.	.	.	.	.	.	.	.	.	.	.	.	F } E872
.	.	.	.	.	.	.	.	.	.	.	.	.	.	.	.	M } E873
.	.	.	.	.	.	.	.	.	.	.	.	.	.	.	.	F } E874
.	.	.	.	.	.	.	.	.	.	.	.	.	.	.	.	M } E875
.	.	.	.	.	.	.	.	.	.	.	.	.	.	.	.	F } E876

**ABSTRACT 20 (continued). Northern Ireland: Causes**

Detailed List	CAUSES OF DEATH	AGES AT									
		ALL AGES	Under 4 weeks	Total under one year	1-	2-	3-	4-	5-	10-	15-
E878-E879	<i>Surgical and medical procedures as the cause of abnormal reaction of patient or later complication, without mention of misadventure at the time of procedure</i> { M F	1 .	. .	. .	. .	. .	. .	. .	. .	. .	. .
E878	Surgical operation and other surgical procedures as the cause of abnormal reaction of patient, or of later complication, without mention of misadventure at the time of operation { M F	1 .	. .	. .	. .	. .	. .	. .	. .	. .	. .
E879	Other procedures, without mention of misadventure at the time of procedure, as the cause of abnormal reaction of patient, or of later complications { M F	. .	. .	. .	. .	. .	. .	. .	. .	. .	. .
880-E888	<i>Accident falls</i> { M F	79 193	. .	1 .	. .	. .	1 .	. .	. .	. .	. .
E880	Fall on or from stairs or steps { M F	11 15	. .	. .	. .	. .	1 .	. .	. .	. .	. .
E881	Fall on or from ladders or scaffolding { M F	. .	. .	. .	. .	. .	. .	. .	. .	. .	. .
E882	Fall from or out of building or other structure { M F	5 2	. .	. .	. .	. .	. .	. .	. .	. .	. .
E883	Fall into hole or other opening in surface { M F	. 3	. .	. .	. .	. .	. .	. .	. .	. .	. .
E884	Other fall from one level to another { M F	3 12	. .	. .	. .	. .	. .	. .	. .	. .	. .
E885	Fall on same level from slipping, tripping or stumbling { M F	54 155	. .	. .	. .	. .	. .	. .	. .	. .	. .
E886	Fall on same level from collision, pushing or shoving, or by or with other person { M F	. .	. .	. .	. .	. .	. .	. .	. .	. .	. .
E887	Fracture, cause unspecified { M F	2 4	. .	. .	. .	. .	. .	. .	. .	. .	. .
E888	Other and unspecified fall { M F	4 2	. .	1 .	. .	. .	. .	. .	. .	. .	. .
E890-E899	<i>Accidents caused by fire and flames</i> { M F	20 11	. .	. .	. .	. .	1 .	1 .	2 .	. .	. .
✓ E890	Conflagration in private dwelling { M F	8 8	. .	. .	. .	. .	1 .	1 .	2 .	. .	. .
E891	Conflagration in other and unspecified building or structure { M F	1 .	. .	. .	. .	. .	. .	. .	. .	. .	. .
E892	Conflagration not in building or structure { M F	. .	. .	. .	. .	. .	. .	. .	. .	. .	. .
E893	Accident caused by ignition of clothing { M F	6 2	. .	. .	. .	. .	. .	. .	. .	. .	. .
E894	Ignition of highly inflammable material { M F	. .	. .	. .	. .	. .	. .	. .	. .	. .	. .
✓ E895	Accident caused by controlled fire in private dwelling { M F	1 .	. .	. .	. .	. .	. .	. .	. .	. .	. .
E896	Accident caused by controlled fire in other and unspecified building or structure { M F	. .	. .	. .	. .	. .	. .	. .	. .	. .	. .

of death at different age-periods, 1980.

DEATH																Detailed List
20-	25-	30-	35-	40-	45-	50-	55-	60-	65-	70-	75-	80-	85-	90-	95 and over	
.	.	.	.	.	.	.	1	.	.	.	.	.	.	.	.	M F } E878- E879
.	.	.	.	.	.	.	1	.	.	.	.	.	.	.	.	M F } E878
.	.	.	.	.	.	.	.	.	.	.	.	.	.	.	.	M F } E879
3	1	1	3	1	3	2	4	1	6	8	13	13	11	4	5	M F } E880- E888
1	1	1	.	.	1	1	2	1	1	1	1	1	.	.	1	M F } E880
.	.	.	.	.	.	.	.	.	.	.	.	.	.	.	.	M F } E881
2	.	1	1	.	2	1	.	.	.	.	.	.	.	.	.	M F } E882
.	.	.	.	1	.	.	.	.	1	1	.	.	.	.	.	M F } E883
.	.	.	.	.	.	.	.	1	.	1	1	1	1	2	1	M F } E884
.	.	.	.	.	.	.	2	1	5	8	10	11	9	4	4	M F } E885
.	.	.	.	.	.	.	.	.	.	.	.	.	.	.	.	M F } E886
.	.	.	1	.	.	.	.	.	1	.	1	2	.	1	.	M F } E887
.	.	2	2	.	.	1	.	.	.	.	.	1	1	.	.	M F } E888
.	.	2	1	2	.	1	2	.	3	4	2	2	.	1	.	M F } E890- E899
.	.	1	1	1	.	1	.	.	1	1	1	1	.	1	.	M F } E890
.	.	.	.	.	.	.	.	.	1	.	.	.	.	.	.	M F } E891
.	.	.	.	.	.	.	.	.	.	.	.	.	.	.	.	M F } E892
.	.	1	.	1	.	.	2	.	.	1	1	1	.	.	.	M F } E893
.	.	.	.	.	.	.	.	.	.	.	.	.	.	.	.	M F } E894
.	.	.	.	.	.	.	.	.	.	.	.	1	.	.	.	M F } E895
.	.	.	.	.	.	.	.	.	.	.	.	.	.	.	.	M F } E896

**ABSTRACT 20 (continued). Northern Ireland: Causes**

Detailed List	CAUSES OF DEATH	AGES AT									
		ALL AGES	Under 4 weeks	Total under one year	1-	2-	3-	4-	5-	10-	15-
E897	Accident caused by controlled fire not in building or structure {M F	. .	. .	. .	. .	. .	. .	. .	. .	. .	. .
E898	Accident caused by other specified fire and flames {M F	2 1	. .	. .	. .	. .	. .	. .	. .	. .	. .
E899	Accident caused by unspecified fire {M F	2 .	. .	. .	. .	. .	. .	. .	. .	. .	. .
E900- E909	Accidents due to natural and environmental factors {M F	12 8	2 .	2 .	. .	. .	. .	. .	. .	1 .	. .
E900	Excessive heat {M F	. .	. .	. .	. .	. .	. .	. .	. .	. .	. .
E901	Excessive cold {M F	7 7	. .	. .	. .	. .	. .	. .	. .	. .	. .
E902	High and low air pressure and changes in air pressure {M F	. .	. .	. .	. .	. .	. .	. .	. .	. .	. .
E903	Travel and motion {M F	. .	. .	. .	. .	. .	. .	. .	. .	. .	. .
E904	Hunger, thirst, exposure, neglect {M F	3 1	2 .	2 .	. .	. .	. .	. .	. .	. .	. .
E905	Venomous animals and plants as the cause of poisoning and toxic reactions {M F	. .	. .	. .	. .	. .	. .	. .	. .	. .	. .
E906	Other injury caused by animals {M F	2 .	. .	. .	. .	. .	. .	. .	. .	1 .	. .
E907	Lighting {M F	. .	. .	. .	. .	. .	. .	. .	. .	. .	. .
E908	Cataclysmic storms, and floods resulting from storms {M F	. .	. .	. .	. .	. .	. .	. .	. .	. .	. .
E909	Cataclysmic earth surface movements and eruptions {M F	. .	. .	. .	. .	. .	. .	. .	. .	. .	. .
E910- E915	Accidents caused by submersion, suffocation and foreign bodies {M F	40 10	1 .	3 1	1 1	. .	1 .	1 .	1 1	1 .	2 1
E910	Accidental drowning and submersion {M F	20 2	. .	. .	1 .	. .	1 .	1 .	1 1	. .	1 .
E911	Inhalation and ingestion of food causing obstruction of respiratory or suffocation {M F	15 4	. .	1 .	. 1	. .	. .	. .	. .	. .	1 1
E912	Inhalation and ingestion of other object causing obstruction of respiratory tract or suffocation {M F	2 .	. .	. .	. .	. .	. .	. .	. .	. .	. .
E913	Accidental mechanical suffocation {M F	3 3	1 .	2 1	. .	. .	. .	. .	. .	1 .	. .
E914	Foreign body accidentally entering eye and adnexa {M F	. .	. .	. .	. .	. .	. .	. .	. .	. .	. .
E915	Foreign body accidentally entering other orifice {M F	. 1	. .	. .	. .	. .	. .	. .	. .	. .	. .
E916- E928	Other accidents {M F	28 8	. .	. .	. .	1 .	. .	. .	1 1	1 .	5 .
E916	Struck accidentally by falling object {M F	7 .	. .	. .	. .	. .	. .	. .	. .	. .	1 .
E917	Striking against or struck accidentally by objects or persons {M F	. .	. .	. .	. .	. .	. .	. .	. .	. .	. .
E918	Caught accidentally in or between objects {M F	. .	. .	. .	. .	. .	. .	. .	. .	. .	. .

of death at different age-periods, 1980.

DEATH																Detailed List
20-	25-	30-	35-	40-	45-	50-	55-	60-	65-	70-	75-	80-	85-	90-	95 and over	
.	.	.	.	.	.	.	.	.	.	.	.	.	.	.	.	M } E897
.	.	.	.	.	.	.	.	.	1	1	.	.	.	.	.	F } E898
.	.	.	.	.	.	.	.	.	.	1	1	.	.	.	.	M } E899
.	.	.	.	.	.	.	.	.	.	.	.	.	.	.	.	E } E899
.	.	1	1	.	1	1	.	1	1	3	1	2	2	.	.	M } E900-E909
.	.	.	.	.	.	.	.	.	1	1	.	.	.	.	.	F } E900
.	.	.	1	.	1	1	.	.	1	3	1	1	2	.	.	M } E901
.	.	.	.	.	.	.	.	.	1	1	.	.	.	.	.	F } E902
.	.	.	.	.	.	.	.	.	.	.	.	.	.	.	.	M } E903
.	.	.	.	.	.	.	.	.	.	.	.	.	.	.	.	F } E903
.	.	.	.	.	.	.	.	1	.	.	.	1	.	.	.	M } E904
.	.	.	.	.	.	.	.	.	.	.	.	.	.	.	.	F } E904
.	.	.	.	.	.	.	.	.	.	.	.	.	.	.	.	M } E905
.	.	.	.	.	.	.	.	.	.	.	.	.	.	.	.	F } E905
.	.	1	.	.	.	.	.	.	.	.	.	.	.	.	.	M } E906
.	.	.	.	.	.	.	.	.	.	.	.	.	.	.	.	F } E906
.	.	.	.	.	.	.	.	.	.	.	.	.	.	.	.	M } E907
.	.	.	.	.	.	.	.	.	.	.	.	.	.	.	.	F } E907
.	.	.	.	.	.	.	.	.	.	.	.	.	.	.	.	M } E908
.	.	.	.	.	.	.	.	.	.	.	.	.	.	.	.	F } E908
.	.	.	.	.	.	.	.	.	.	.	.	.	.	.	.	M } E909
.	.	.	.	.	.	.	.	.	.	.	.	.	.	.	.	F } E909
1	5	4	2	4	1	2	2	4	3	1	1	1	1	.	.	M } E910-E915
2	.	.	.	1	.	.	.	.	.	.	.	.	.	.	.	F } E910
.	3	3	.	2	.	1	1	3	2	.	1	.	.	.	.	M } E911
.	.	.	2	2	1	1	1	1	1	1	1	1	1	.	.	F } E911
.	.	.	.	.	.	.	.	.	.	.	.	.	.	.	.	M } E912
1	.	1	.	.	.	.	.	.	.	.	.	.	.	.	.	F } E912
.	.	.	.	.	.	.	.	.	.	.	.	.	.	.	.	M } E913
.	2	.	.	.	.	.	.	.	.	.	.	.	.	.	.	F } E913
.	.	.	.	.	.	.	.	.	.	.	.	.	.	.	.	M } E914
.	.	.	.	.	.	.	.	.	.	.	.	.	.	.	.	F } E914
.	.	.	.	.	1	.	.	.	.	.	.	.	.	.	.	M } E915
.	.	.	.	.	.	.	.	.	.	.	.	.	.	.	.	F } E915
4	5	2	4	1	.	2	1	1	.	.	1	.	1	.	.	M } E916-E928
2	2	.	.	.	.	.	.	.	.	.	.	1	.	.	.	F } E916
.	1	.	2	1	.	.	1	.	.	.	1	.	.	.	.	M } E917
.	.	.	.	.	.	.	.	.	.	.	.	.	.	.	.	F } E917
.	.	.	.	.	.	.	.	.	.	.	.	.	.	.	.	M } E918
.	.	.	.	.	.	.	.	.	.	.	.	.	.	.	.	F } E918

**ABSTRACT 20 (continued). Northern Ireland: Causes**

Detailed List	CAUSES OF DEATH	AGES AT									
		ALL AGES	Under 4 weeks	Total under one year	1-	2-	3-	4-	5-	10-	15-
E919	Accidents caused by machinery {M F	8 2	.	.	.	1	.	.	1	.	2
E920	Accidents caused by cutting and piercing instruments or objects {M F	.	.	.	.	.	.	.	.	.	.
E921	Accident caused by explosion of pressure vessel {M F	.	.	.	.	.	.	.	.	.	.
E922	Accident caused by firearm missile {M F	4 1	.	.	.	.	.	.	.	1	1
E923	Accident caused by explosive material {M F	4 1	.	.	.	.	.	.	.	.	.
E924	Accident caused by hot substance or object, caustic or corrosive material and steam {M F	.	.	.	.	.	.	.	.	.	.
E925	Accident caused by electric current {M F	4 3	.	.	.	.	.	.	.	.	.
E926	Exposure to radiation {M F	.	.	.	.	.	.	.	.	.	.
E927	Overexertion and strenuous movements {M F	.	.	.	.	.	.	.	.	.	.
E928	Other and unspecified environmental and accidental causes {M F	1	.	.	.	.	.	.	.	.	1
E929	Late effects of accidental injury {M F	4	.	.	.	.	.	.	.	.	.
E929	Late effects of accidental injury {M F	4	.	.	.	.	.	.	.	.	.
E930/- E949	Drugs, medicaments and biological substances causing adverse effects in therapeutic use {M F	7 7	.	.	.	.	.	.	.	7	.
E930	Antibiotics {M F	.	.	.	.	.	.	.	.	.	.
E931	Other anti-infectives {M F	.	.	.	.	.	.	.	.	.	.
E932	Hormones and synthetic substitutes {M F	.	.	.	.	.	.	.	.	.	.
E933	Primarily systemic agents {M F	.	.	.	.	.	.	.	.	.	.
E934	Agents primarily affecting blood constituents {M F	.	.	.	.	.	.	.	.	.	.
E935	Analgesics, antipyretics and antirheumatics {M F	.	.	.	.	.	.	.	.	.	.
E936	Anticonvulsants and anti-Parkinsonism drugs {M F	.	.	.	.	.	.	.	.	.	.
E937	Sedatives and hypnotics {M F	.	.	.	.	.	.	.	.	.	.
E938	Other central nervous system depressants {M F	1	.	.	.	.	.	.	.	1	.
E939	Psychotropic agents {M F	.	.	.	.	.	.	.	.	.	.
E940	Central nervous system stimulants {M F	.	.	.	.	.	.	.	.	.	.
E941	Drugs primarily affecting the automatic nervous system {M F	.	.	.	.	.	.	.	.	.	.

of death at different age-periods, 1980.

DEATH																Detailed List
20-	25-	30-	35-	40-	45-	50-	55-	60-	65-	70-	75-	80-	85-	90-	95 and over	
1	.	1	.	.	.	1	.	1	.	.	.	.	1	.	.	M } E919
.	.	.	.	.	.	.	.	.	.	.	.	.	.	.	.	F } E920
.	.	.	.	.	.	.	.	.	.	.	.	.	.	.	.	M } E921
.	2	1	.	.	.	.	.	.	.	.	.	.	.	.	.	F } E922
2	1	.	1	.	.	.	.	.	.	.	.	.	.	.	.	M } E923
1	.	.	.	.	.	.	.	.	.	.	.	.	.	.	.	F } E924
.	.	.	.	.	.	.	.	.	.	.	.	1	.	.	.	M } E925
1	1	2	.	1	.	1	.	.	.	.	.	.	.	.	.	F } E926
.	.	.	.	.	.	.	.	.	.	.	.	.	.	.	.	M } E927
.	.	.	.	.	.	.	.	.	.	.	.	.	.	.	.	F } E928
.	.	.	.	.	.	.	.	1	1	.	.	2	.	.	.	M } E929
.	.	.	.	.	.	.	.	1	1	.	.	2	.	.	.	F } E929
.	.	.	.	.	.	.	.	.	1	.	.	.	.	.	.	M } E930-E949
.	.	.	.	.	.	.	.	.	.	.	.	.	.	.	.	F } E930
.	.	.	.	.	.	.	.	.	.	.	.	.	.	.	.	M } E931
.	.	.	.	.	.	.	.	.	.	.	.	.	.	.	.	F } E932
.	.	.	.	.	.	.	.	.	.	.	.	.	.	.	.	M } E933
.	.	.	.	.	.	.	.	.	.	.	.	.	.	.	.	F } E934
.	.	.	.	.	.	.	.	.	.	.	.	.	.	.	.	M } E935
.	.	.	.	.	.	.	.	.	.	.	.	.	.	.	.	F } E936
.	.	.	.	.	.	.	.	.	.	.	.	.	.	.	.	M } E937
.	.	.	.	.	.	.	.	.	.	.	.	.	.	.	.	F } E938
.	.	.	.	.	.	.	.	.	.	.	.	.	.	.	.	M } E939
.	.	.	.	.	.	.	.	.	.	.	.	.	.	.	.	F } E940
.	.	.	.	.	.	.	.	.	.	.	.	.	.	.	.	M } E941

**ABSTRACT 20 (continued). Northern Ireland: Causes**

Detailed List	CAUSES OF DEATH	AGES AT									
		ALL AGES	Under 4 weeks	Total under one year	1-	2-	3-	4-	5-	10-	15-
E942	Agents primarily affecting the cardiovascular system . . . . . {M F	. .	. .	. .	. .	. .	. .	. .	. .	. .	. .
E943	Agents primarily affecting gastro-intestinal system . . . . . {M F	. .	. .	. .	. .	. .	. .	. .	. .	. .	. .
E944	Water, mineral and uric acid metabolism drugs . . . . . {M F	. .	. .	. .	. .	. .	. .	. .	. .	. .	. .
E945	Agents primarily acting on the smooth and skeletal muscles and respiratory system . . . . . {M F	. .	. .	. .	. .	. .	. .	. .	. .	. .	. .
E946	Agents primarily affecting skin and mucous membrane, ophthalmological, ororhinolaryngological and dental drugs . . . . . {M F	. .	. .	. .	. .	. .	. .	. .	. .	. .	. .
E947	Other and unspecified drugs and medicaments . . . . . {M F	. 1	. .	. .	. .	. .	. .	. .	. .	. .	. .
E948	Bacterial vaccines . . . . . {M F	. .	. .	. .	. .	. .	. .	. .	. .	. .	. .
E949	Other vaccines and biological substances . . . . . {M F	. .	. .	. .	. .	. .	. .	. .	. .	. .	. .
E950-E959	<i>Suicide and self-inflicted injury</i> . . . . . {M F	54 27	. .	. .	. .	. .	. .	. .	. .	. .	2 2
E950	Suicide and self-inflicted poisoning by solid or liquid substances . . . . . {M F	10 12	. .	. .	. .	. .	. .	. .	. .	. .	. 2
E951	Suicide and self-inflicted poisoning by gases in domestic use . . . . . {M F	4 2	. .	. .	. .	. .	. .	. .	. .	. .	. .
E952	Suicide and self-inflicted poisoning by other gases and vapours . . . . . {M F	5 1	. .	. .	. .	. .	. .	. .	. .	. .	1 .
E953	Suicide and self-inflicted injury by hanging, strangulation and suffocation . . . . . {M F	19 1	. .	. .	. .	. .	. .	. .	. .	. .	1 .
E954	Suicide and self-inflicted injury by submersion (drowning) . . . . . {M F	6 7	. .	. .	. .	. .	. .	. .	. .	. .	. .
E955	Suicide and self-inflicted injury by firearms and explosives . . . . . {M F	9 1	. .	. .	. .	. .	. .	. .	. .	. .	. .
E956	Suicide and self-inflicted injury by cutting and piercing instruments . . . . . {M F	. 1	. .	. .	. .	. .	. .	. .	. .	. .	. .
E957	Suicide and self-inflicted injury by jumping from a high place . . . . . {M F	. .	. .	. .	. .	. .	. .	. .	. .	. .	. .
E958	Suicide and self-inflicted injury by other and unspecified means . . . . . {M F	1 2	. .	. .	. .	. .	. .	. .	. .	. .	. .
E959	Late effects of self-inflicted injury . . . . . {M F	. .	. .	. .	. .	. .	. .	. .	. .	. .	. .
E960-E969	<i>Homicide and injury purposely inflicted by other persons</i> . . . . . {M F	58 7	. .	1 .	. .	. .	. .	. .	. .	. .	3 1
E960	Fight, brawl, rape . . . . . {M F	5 .	. .	. .	. .	. .	. .	. .	. .	. .	1 .
E961	Assault by corrosive or caustic substance except poisoning . . . . . {M F	. .	. .	. .	. .	. .	. .	. .	. .	. .	. .
E962	Assault by poisoning . . . . . {M F	. .	. .	. .	. .	. .	. .	. .	. .	. .	. .
E963	Assault by hanging and strangulation . . . . . {M F	1 1	. .	. .	. .	. .	. .	. .	. .	. .	. .



of death at different age-periods, 1980.

DEATH																	Detailed List		
20-	25-	30-	35-	40-	45-	50-	55-	60-	65-	70-	75-	80-	85-	90-	95 and over				
.	.	.	.	.	.	.	.	.	.	.	.	.	.	.	.	M F	}	E942	
.	.	.	.	.	.	.	.	.	.	.	.	.	.	.	.	M F		}	E943
.	.	.	.	.	.	.	.	.	.	.	.	.	.	.	.	M F	}		E944
.	.	.	.	.	.	.	.	.	.	.	.	.	.	.	.	M F		}	E945
.	.	.	.	.	.	.	.	.	.	.	.	.	.	.	.	M F	}		E946
.	.	.	.	.	.	.	.	.	1	.	.	.	.	.	.	M F		}	E947
.	.	.	.	.	.	.	.	.	.	.	.	.	.	.	.	M F	}		E948
.	.	.	.	.	.	.	.	.	.	.	.	.	.	.	.	M F		}	E949
8	7	2	9	6	1	4	4	5	2	2	2	.	1	.	.	M F	}		E950- E959
1	1	2	4	1	1	1	1	2	.	.	1	.	.	.	.	M F		}	E950
.	2	.	1	1	.	.	1	.	.	.	.	.	.	.	.	M F	}		E951
.	1	.	1	1	1	.	1	1	.	.	.	.	.	.	.	M F		}	E952
2	2	2	1	2	.	2	1	2	1	2	1	.	.	.	.	M F	}		E953
.	1	2	.	.	1	1	1	2	1	1	.	.	1	.	.	M F		}	E954
4	1	.	2	2	.	.	.	.	.	.	.	.	.	.	.	M F	}		E955
.	.	1	.	.	.	.	.	.	.	.	.	.	.	.	.	M F		}	E956
.	.	.	.	.	.	.	.	.	.	.	.	.	.	.	.	M F	}		E957
1	.	.	1	.	.	.	1	.	.	.	.	.	.	.	.	M F		}	E958
.	.	.	.	.	.	.	.	.	.	.	.	.	.	.	.	M F	}		E959
7	5	7	8	5	5	3	5	5	1	1	1	1	.	.	.	M F		}	E960- E969
1	.	.	.	.	.	.	2	.	.	.	1	.	.	.	.	M F	}		E960
.	.	.	.	.	.	.	.	.	.	.	.	.	.	.	.	M F		}	E961
.	.	.	.	.	.	.	.	.	.	.	.	.	.	.	.	M F	}		E962
.	.	1	.	.	.	.	.	.	.	.	.	1	.	.	.	M F		}	E963

**ABSTRACT 20 (continued). Northern Ireland: Causes**

Detailed List	CAUSES OF DEATH		AGES AT									
			ALL AGES	Under 4 weeks	Total under one year	1-	2-	3-	4-	5-	10-	15-
E964	Assault by submersion (drowning)	{M F	.	.	.	.	.	.	.	.	.	.
E965	Assault by firearms and explosives	{M F	46 4	.	.	.	.	.	.	.	.	2
E966	Assault by cutting and piercing instrument	{M F	3 1	.	.	.	.	.	.	.	.	1
E967	Child battering and other maltreatment	{M F	1	.	1	.	.	.	.	.	.	.
E968	Assault by other and unspecified means	{M F	2 1	.	.	.	.	.	.	.	.	.
E969	Late effects of injury purposely inflicted by other person	{M F	.	.	.	.	.	.	.	.	.	.
E970- E978	Legal intervention	{M F	3	.	.	.	.	.	.	.	.	.
E970	Injury due to legal intervention by firearms	{M F	3	.	.	.	.	.	.	.	.	.
E971	Injury due to legal intervention by explosives	{M F	.	.	.	.	.	.	.	.	.	.
E972	Injury due to legal intervention by gas	{M F	.	.	.	.	.	.	.	.	.	.
E973	Injury due to legal intervention by blunt object	{M F	.	.	.	.	.	.	.	.	.	.
E974	Injury due to legal intervention by cutting or piercing instrument	{M F	.	.	.	.	.	.	.	.	.	.
E975	Injury due to legal intervention by other specified means	{M F	.	.	.	.	.	.	.	.	.	.
E976	Injury due to legal intervention by unspecified means	{M F	.	.	.	.	.	.	.	.	.	.
E977	Late effects of injuries due to legal intervention	{M F	.	.	.	.	.	.	.	.	.	.
E978	Legal execution	{M F	.	.	.	.	.	.	.	.	.	.
E980- E989	Injury undermined whether accidentally or purposely inflicted	{M F	21 16	.	.	.	.	.	.	.	.	7
E980	Poisoning by solid or liquid substances, undermined whether accidentally or purposely inflicted	{M F	2 4	.	.	.	.	.	.	.	.	1
E981	Poisoning by gases in domestic use, undetermined whether accidentally or purposely inflicted	{M F	1 2	.	.	.	.	.	.	.	.	.
E982	Poisoning by other gases, undetermined whether accidentally or purposely inflicted	{M F	.	.	.	.	.	.	.	.	.	.
E983	Hanging, strangulation or suffocation, undetermined whether accidentally or purposely inflicted	{M F	.	.	.	.	.	.	.	.	.	.
E984	Submersion (drowning), undetermined whether accidentally or purposely inflicted	{M F	8 8	.	.	.	.	.	.	.	.	.

of death at different age-periods, 1980.

DEATH																Detailed List		
20-	25-	30-	35-	40-	45-	50-	55-	60-	65-	70-	75-	80-	85-	90-	95 and over			
.	.	.	.	.	.	.	.	.	.	.	.	.	.	.	.	M F } E964		
5	3	6	8	5	5	3	2	5	1	1	.	.	.	.	.	M F } E965		
1	2	.	.	.	.	.	.	.	.	.	.	.	.	.	.	M F } E966		
.	.	.	.	.	.	.	.	.	.	.	.	.	.	.	.	M F } E967		
.	.	.	.	.	.	.	1	.	1	.	.	1	.	.	.	M F } E968		
.	.	.	.	.	.	.	.	.	.	.	.	.	.	.	.	M F } E969		
.	2	7	.	.	.	.	.	.	.	.	.	.	.	.	.	M F } E970-E978		
.	2	1	.	.	.	.	.	.	.	.	.	.	.	.	.	M F } E970		
.	.	.	.	.	.	.	.	.	.	.	.	.	.	.	.	M F } E971		
.	.	.	.	.	.	.	.	.	.	.	.	.	.	.	.	M F } E972		
.	.	.	.	.	.	.	.	.	.	.	.	.	.	.	.	M F } E973		
.	.	.	.	.	.	.	.	.	.	.	.	.	.	.	.	M F } E974		
.	.	.	.	.	.	.	.	.	.	.	.	.	.	.	.	M F } E975		
.	.	.	.	.	.	.	.	.	.	.	.	.	.	.	.	M F } E976		
.	.	.	.	.	.	.	.	.	.	.	.	.	.	.	.	M F } E977		
.	.	.	.	.	.	.	.	.	.	.	.	.	.	.	.	M F } E978		
3 7	7 7	2 7	3 .	2 .	2 2	7 7	3 7	7 3	3 7	3 .	7 .	.	.	.	.	M F } E980-E989		
.	.	1	.	.	1	1	.	.	.	1	.	.	.	.	.	M F } E980		
.	.	.	1	.	.	.	.	.	.	1	1	.	.	.	.	M F } E981		
.	.	.	.	.	.	.	.	.	.	.	.	.	.	.	.	M F } E982		
.	.	.	.	.	.	.	.	.	.	.	.	.	.	.	.	M F } E983		
.	1	1	1	1	2 1	.	1 1	3	2 1	1	.	.	.	.	.	M F } E984		

**ABSTRACT 20 (continued). Northern Ireland: Causes**

Detailed List	CAUSES OF DEATH		AGES AT									
			ALL AGES	Under 4 weeks	Total under one year	1-	2-	3-	4-	5-	10-	15-
E985	Injury by firearms and explosives, undetermined whether accidentally or purposely inflicted	{M F	6 2	.	.	.	.	.	.	.	.	.
E986	Injury by cutting and piercing instruments, undetermined whether accidentally or purposely inflicted	{M F	1 .	.	.	.	.	.	.	.	.	.
E987	Falling from high place, undetermined whether accidentally or purposely inflicted	{M F	.	.	.	.	.	.	.	.	.	.
E988	Injury by other and unspecified means, undetermined whether accidentally or purposely inflicted	{M F	3 .	.	.	.	.	.	.	.	.	.
E989	Late effects of injury undetermined whether accidentally or purposely inflicted	{M F	.	.	.	.	.	.	.	.	.	.
E990-E999	Injury resulting from operations of war	{M F	53 .	.	.	.	.	.	.	.	.	13
E990	Injury due to war operations by fire and conflagrations	{M F	1 .	.	.	.	.	.	.	.	.	.
E991	Injury due to war operations by bullets and fragments	{M F	26 .	.	.	.	.	.	.	.	.	6
E992	Injury due to war operations by explosion of marine weapons	{M F	.	.	.	.	.	.	.	.	.	.
E993	Injury due to war operations by other explosion	{M F	26 .	.	.	.	.	.	.	.	.	7
E994	Injury due to war operations by destruction of aircraft	{M E	.	.	.	.	.	.	.	.	.	.
E995	Injury due to war operations by other and unspecified forms of conventional warfare	{M F	.	.	.	.	.	.	.	.	.	.
E996	Injury due to war operations by nuclear weapons	{M F	.	.	.	.	.	.	.	.	.	.
E997	Injury due to war operations by other forms of unconventional warfare	{M F	.	.	.	.	.	.	.	.	.	.
E998	Injury due to war operations but occurring after cessation of hostilities	{M F	.	.	.	.	.	.	.	.	.	.
E999	Late effects of injury due to war operations	{M F	.	.	.	.	.	.	.	.	.	.
E800-E999	TOTAL ALL EXTERNAL CAUSES	{M F	650 373	3	8 1	2 1	1 2	2 1	2 2	14 10	19 9	68 15

of death at different age periods, 1980.

DEATH																Detailed List
20-	25-	30-	35-	40-	45-	50-	55-	60-	65-	70-	75-	80-	85-	90-	95 and over	
3 1	1 .	. 1	. .	1 .	. .	. .	. .	1 .	. .	. .	. .	. .	. .	. .	. .	M F } E985
. .	. .	. .	. .	. .	. .	. .	1 .	. .	. .	. .	. .	. .	. .	. .	. .	M F } E986
. .	. .	. .	. .	. .	. .	. .	. .	. .	. .	. .	. .	. .	. .	. .	. .	M F } E987
. .	. .	. .	1 .	. .	. .	. .	1 .	. .	1 .	. .	. .	. .	. .	. .	. .	M F } E988
. .	. .	. .	. .	. .	. .	. .	. .	. .	. .	. .	. .	. .	. .	. .	. .	M F } E989
22 .	6 .	5 .	4 .	2 .	. .	. .	. .	. .	7 .	. .	. .	. .	. .	. .	. .	M F } E990-E999
. .	. .	. .	. .	. .	. .	. .	. .	. .	1 .	. .	. .	. .	. .	. .	. .	M F } E990
9 .	5 .	2 .	3 .	1 .	. .	. .	. .	. .	. .	. .	. .	. .	. .	. .	. .	M F } E991
. .	. .	. .	. .	. .	. .	. .	. .	. .	. .	. .	. .	. .	. .	. .	. .	M F } E992
13 .	1 .	3 .	1 .	1 .	. .	. .	. .	. .	. .	. .	. .	. .	. .	. .	. .	M F } E993
. .	. .	. .	. .	. .	. .	. .	. .	. .	. .	. .	. .	. .	. .	. .	. .	M F } E994
. .	. .	. .	. .	. .	. .	. .	. .	. .	. .	. .	. .	. .	. .	. .	. .	M F } E995
. .	. .	. .	. .	. .	. .	. .	. .	. .	. .	. .	. .	. .	. .	. .	. .	M F } E996
. .	. .	. .	. .	. .	. .	. .	. .	. .	. .	. .	. .	. .	. .	. .	. .	M F } E997
. .	. .	. .	. .	. .	. .	. .	. .	. .	. .	. .	. .	. .	. .	. .	. .	M F } E998
. .	. .	. .	. .	. .	. .	. .	. .	. .	. .	. .	. .	. .	. .	. .	. .	M F } E999
89 13	58 11	48 12	42 9	37 9	20 9	27 10	49 15	27 10	34 19	25 34	29 45	27 59	13 45	4 26	5 6	M F } E800-E999

**ABSTRACT 21. Northern Ireland: Deaths by sex, cause and place of occurrence, 1980**

Abbreviated List	CAUSE OF DEATH		Total	Psychiatric hospitals	Other N.H.S. hospitals	Other hospitals, nursing homes etc.	All other places
01-56	All Causes	M	8,832	167	4,700	214	3,751
		F	8,003	193	4,457	357	2,996
01	Intestinal infectious diseases	M	3	.	2	.	1
		F	7	.	5	1	1
020, 021	Respiratory tuberculosis	M	15	.	13	.	2
		F	7	.	5	.	1
Rem 02	Other tuberculosis (excluding late effects)	M	4	.	3	.	1
		F	1	.	1	.	.
034	Whooping cough	M	.	.	.	.	.
		F	.	.	.	.	.
036	Meningococcal infection	M	.	.	.	.	.
		F	.	.	.	.	.
037	Tetanus	M	.	.	.	.	.
		F	.	.	.	.	.
038	Septicaemia	M	3	.	3	.	.
		F	6	.	6	.	.
041	Smallpox	M	.	.	.	.	.
		F	.	.	.	.	.
042	Measles	M	.	.	.	.	.
		F	2	.	2	.	.
052	Malaria	M	.	.	.	.	.
		F	.	.	.	.	.
06	Venereal diseases	M	.	.	.	.	.
		F	1	.	1	.	.
077	Late effects of tuberculosis	M	6	.	3	.	3
		F	3	.	3	.	.
Rem. 01-07	All other infective and parasitic diseases	M	8	.	5	.	3
		F	8	.	6	.	2
091	Malignant neoplasm of stomach	M	172	4	85	10	73
		F	126	1	56	12	57
093	Malignant neoplasm of colon	M	126	.	71	7	48
		F	157	1	70	21	65
094	Malignant neoplasm of rectum, rectosigmoid junction and anus	M	60	.	31	4	25
		F	66	1	36	7	22
096	Malignant neoplasm of pancreas	M	73	.	44	2	27
		F	78	.	44	6	28
101	Malignant neoplasm of trachea, bronchus and lung	M	522	1	313	37	171
		F	154	4	90	12	48
113	Malignant neoplasms of female breast	F	290	2	157	32	99
120	Malignant neoplasm of cervix uteri	F	34	.	19	3	12
123	Malignant neoplasm of ovary and other uterine adnexa	F	73	.	50	8	15
124	Malignant neoplasm of prostate	M	119	1	60	15	43
141	Leukaemia	M	55	.	45	1	9
		F	43	.	33	3	7
Rem. 08-14	All other malignant neoplasms	M	433	4	259	24	146
		F	426	3	263	36	124
15-17	Benign neoplasms, carcinoma in situ, other and unspecified neoplasms	M	29	.	18	.	11
		F	30	.	19	.	11
181	Diabetes mellitus	M	54	.	35	1	18
		F	83	2	47	1	33
Rem. 18	Other endocrine and metabolic diseases, immunity disorders	M	17	1	11	.	5
		F	25	.	15	.	10
191	Nutritional marasmus	M	.	.	.	.	.
		F	.	.	.	.	.
192	Other protein calorie malnutrition	M	1	.	1	.	1
		F	2	.	1	.	.
Rem. 19	Other nutritional deficiencies	M	.	.	.	.	.
		F	2	.	1	.	1
200	Anaemias	M	19	1	16	.	2
		F	23	.	16	.	7
Rem. 20	Other diseases of the blood and blood-forming organs	M	7	.	6	.	1
		F	9	.	8	.	1
21	Mental disorders	M	21	3	10	1	7
		F	23	3	10	1	9
220	Meningitis	M	7	.	5	.	2
		F	4	.	4	.	.
233	Multiple sclerosis	M	14	.	9	1	4
		F	16	.	11	.	5
224	Infantile cerebral palsy and other paralytic syndromes	M	3	.	2	.	1
		F	2	.	2	.	.
Rem. 22-24	Other diseases of the nervous system and sense organs	M	78	.	42	2	34
		F	69	1	46	.	22
250	Acute rheumatic fever	M	.	.	.	.	.
		F	4	.	2	.	2
251	Chronic rheumatic heart disease	M	25	.	16	.	9
		F	49	.	32	1	16
260	Hypertensive heart disease	M	38	.	14	.	24
		F	63	1	18	1	43
Rem. 26	Other hypertensive diseases	M	28	.	17	.	11
		F	28	.	9	.	19
270A	Acute myocardial infarction with hypertension	M	204	2	19	1	182
		F	172	2	25	1	144
270B	Acute myocardial infarction without hypertension	M	2,123	26	800	37	1,260
		F	1,354	26	588	42	698

**ABSTRACT 21 (continued). Northern Ireland: Deaths by sex, cause and place of occurrence, 1980**

Abbreviated List	CAUSE OF DEATH	Total	Psychiatric hospitals	Other N.H.S. hospitals	Other hospitals, nursing homes etc.	All other places
Rem. 27A	Other ischaemic heart disease with hypertension {M 82 F 40	122	.	16	.	66
Rem. 27B	Other ischaemic heart disease without hypertension {M 488 F 395	883	7	232	1	29
289	Heart failure {M 236 F 291	527	16	196	6	243
Rem. 28	Other diseases of pulmonary circulation and other forms of heart disease {M 258 F 337	595	8	138	20	163
29A	Cerebrovascular disease with mention of hypertension {M 108 F 171	279	5	158	6	84
29B	Cerebrovascular disease without mention of hypertension {M 761 F 1,177	1,938	13	140	10	118
300	Arteriosclerosis {M 80 F 129	209	5	150	5	100
Rem. 30	Other diseases of the circulatory system {M 117 F 81	198	13	150	14	160
321	Pneumonia {M 605 F 727	1,332	3	59	1	45
322	Influenza {M 11 F 16	27	1	88	4	78
323	Bronchitis, emphysema and asthma {M 324 F 146	470	17	524	20	200
326	Pneumoconiosis and other lung diseases due to external agents {M 16 F 1	17	31	734	51	361
31	Other diseases of the respiratory system {M 257 F 152	409	5	30	1	44
Rem. 32	Ulcer of stomach and duodenum {M 49 F 2	51	5	46	7	71
341	Appendicitis {M 34 F 38	72	1	91	2	25
342	Chronic liver disease and cirrhosis {M 127 F 149	276	8	65	17	14
Rem. 33-34	Other diseases of the digestive system {M 127 F 149	276	46	422	41	131
350	Nephritis, nephrotic syndrome and nephrosis {M 82 F 69	151	5	4	.	2
360	Hyperplasia of prostate . . . M 38	38	6	149	5	164
Rem. 35-37	Other diseases of the genito-urinary tract {M 42 F 36	78	1	62	3	80
38	Abortion . . . F 1	1	.	7	1	8
39	Direct obstetric causes . . . F 1	1	.	1	.	.
Rem. 38-41	Other complications of pregnancy, childbirth and the puerperium {M 12 F 35	47	6	166	5	80
42, 43	Diseases of the skin, subcutaneous tissue musculoskeletal system and connective tissue {M 18 F 23	41	10	84	2	56
440	Spina bifida {M 27 F 20	47	2	129	3	15
442	Congenital anomalies of heart and circulatory system {M 42 F 32	74	7	66	.	9
Rem. 44	Other congenital anomalies . . . M 5 F 4	9	.	32	7	13
453	Birth trauma {M 38 F 22	60	.	32	.	6
454	Hypoxia, birth asphyxia and other respiratory conditions {M 38 F 33	71	2	129	1	8
Rem. 45	Other conditions originating in the perinatal period {M 11 F 16	27	7	66	.	9
46	Symptoms, signs and ill-defined conditions {M 201 F 218	419	8	121	1	71
47	Fractures {M 180 F 50	230	5	190	3	20
49	Intercranial and internal injuries, including nerves {M 15 F 5	20	.	80	.	100
52	Burns {M 69 F 46	115	.	27	.	23
53	Poisoning and toxica effects {M 69 F 46	115	.	10	.	4
Rem. 47-56	Other injuries and poisonings {M 181 F 54	235	1	40	1	57
<b>EXTERNAL CAUSES</b>						
F471	Motor vehicle accident {M 213 F 70	283	.	116	.	97
E50	Accidental falls {M 79 F 193	272	8	57	1	28
Rem. E47-E53	Other accidents and adverse effects {M 169 F 60	229	5	173	3	13
E54	Suicide {M 54 F 27	81	.	46	1	122
E55	Homicide {M 58 F 7	65	.	23	.	37
E56	Other violence {M 77 F 16	93	.	12	.	41
			.	3	.	24
			.	20	.	38
			.	3	.	4
			.	14	.	63
			.	5	.	11

# ABSTRACT 22. Northern Ireland: Deaths from the

Abbreviated List 'B'	CAUSES OF DEATH	January		February		March		April	
		M	F	M	F	M	F	M	F
No. 01	Intestinal infectious diseases . . .								
020, 021	Respiratory tuberculosis . . .	3		2			1	3	1
Rem. 02	Other tuberculosis (excluding late effects) . . .								
034	Whooping cough . . .								
036	Meningococcal infection . . .								
037	Tetanus . . .								
038	Septicaemia . . .		1						1
041	Smallpox . . .								
042	Measles . . .								
052	Malaria . . .								
06	Veneral diseases . . .								
077	Late effects of tuberculosis . . .		1			2			1
Rem. 01-07	All other infective and parasitic diseases . . .	2	3	1	1				
091	Malignant neoplasm of stomach . . .	17	9	17	6	14	14	8	7
093	Malignant neoplasm of colon . . .	13	11	12	11	12	10	13	13
094	Malignant neoplasm of rectum, rectosigmoid junction and anus . . .	6	5	5	6	2	8	8	5
096	Malignant neoplasm of pancreas . . .	5	4	7	2	6	9	6	6
101	Malignant neoplasm of trachea, bronchus and lung . . .	50	11	30	13	47	8	53	9
113	Malignant neoplasm of female breast . . .		18		14		22		15
120	Malignant neoplasm of cervix uteri . . .		1		5		4		
123	Malignant neoplasm of ovary and other uterine adnexa . . .		8		4		6		9
124	Malignant neoplasm of prostate . . .	8		8		12		7	
141	Leukaemia . . .	11	5	6	3	7	3	8	2
Rem. 08-14	All other malignant neoplasms . . .	37	36	32	34	35	36	34	29
15-17	Benign neoplasms, carcinoma in situ other and unspecified neoplasms . . .	3	6	2	4		1	3	5
181	Diabetes mellitus . . .	10	5	7	11	5	5	2	6
Rem. 18	Other endocrine and metabolic diseases; immunity disorders . . .	3	2	2	4	3	1		5
191	Nutritional marasmus . . .								
192	Other protein-calorie malnutrition . . .			1			1		
Rem. 19	Other nutritional deficiencies . . .		1						
200	Anaemias . . .	2	3		1	4		5	4
Rem. 20	Other diseases of blood and blood forming organs . . .			3			3	1	
21	Mental disorders . . .	1	4	4		1	2		1
220	Meningitis . . .	2	1					1	
223	Multiple sclerosis . . .		1		2	1	2	1	
224	Infantile cerebral palsy and other paralytic syndromes . . .	1				1	1	1	1
Rem. 22-24	Other diseases of the nervous system and sense organs . . .	5	7	6	8	9	5	6	6
250	Acute rheumatic fever . . .		1				1		1
251	Chronic rheumatic heart disease . . .	2	5	4	5	3	5	4	5
260	Hypertensive heart disease . . .	3	4	2	3	3	6	4	10
Rem. 26	Other hypertensive diseases . . .	2	2	2	4	3	4	2	4
270A	Acute myocardial infarction with hypertension . . .	23	19	12	14	14	9	17	12
270B	Acute myocardial infarction without hypertension . . .	224	145	188	130	194	87	185	135
Rem. 27A	Other ischaemic heart disease with hypertension . . .	4	1	11	5	11		10	4
Rem. 27B	Other ischaemic heart disease without hypertension . . .	44	39	49	35	48	20	37	31
289	Heart failure . . .	33	32	26	30	22	33	28	41
Rem. 28	Other disease of pulmonary circulation and other forms of heart disease . . .	51	35	17	37	24	37	24	35
29A	Cerebrovascular disease with mention of hypertension (benign) . . .	9	17	12	14	10	15	13	24
29B	Cerebrovascular disease without mention of hypertension . . .	75	140	61	96	75	119	77	100
300	Atherosclerosis . . .	11	18	9	11	5	13	12	13
Rem. 30	Other diseases of the circulatory system . . .	11	10	9	11	11	1	1	3
321	Pneumonia . . .	89	83	61	65	58	49	54	102
322	Influenza . . .				1	2		1	6
323	Bronchitis, emphysema and asthma . . .	34	24	31	20	33	13	27	15
326	Pneumoconiosis and other lung diseases due to external agents . . .	2		1		1		3	1
31	Other diseases of the respiratory system . . .	26	16	29	19	26	15	19	11
Rem. 32	Ulcer of stomach and duodenum . . .	11	3	5	8	9	2	5	7
342	Appendicitis . . .			1					
347	Chronic liver disease and cirrhosis . . .	3	2	4	5	4	3		



principal causes by month of registration, 1980

May		June		July		August		September		October		November		December		Abbreviated List 'B'
M	F	M	F	M	F	M	F	M	F	M	F	M	F	M	F	
2	.	1	1	1	.	.	.	1	2	1	1	1	.	.	1	No. 01
1	.	.	.	.	1	.	.	1	.	1	.	1	.	.	.	Rem. 02
.	.	.	.	.	.	.	.	.	.	.	.	.	.	.	.	034
.	1	1	.	.	.	1	.	.	.	.	2	.	1	1	.	036
.	.	.	.	.	.	.	.	.	.	.	.	.	1	.	.	037
.	.	.	.	.	.	.	.	.	.	.	.	.	1	.	.	038
.	.	.	.	.	.	.	.	.	.	.	.	.	1	.	1	041
.	.	.	.	.	.	.	.	.	.	.	.	.	1	.	.	042
.	.	.	.	.	.	1	.	.	.	.	.	.	.	.	.	052
1	.	1	1	.	.	.	.	.	.	1	.	.	.	1	.	06
2	.	1	1	.	.	2	2	.	.	.	.	.	1	.	.	077
17	9	16	14	16	15	9	11	16	14	17	6	9	14	16	7	Rem. 01-07
4	16	14	13	16	17	9	12	7	16	5	13	13	9	16	16	091
4	2	4	6	4	3	7	3	6	5	9	2	4	7	9	9	094
5	7	7	4	4	9	5	6	10	7	10	7	3	10	5	7	096
36	15	36	15	38	22	41	8	45	8	48	11	40	14	58	20	101
.	22	.	31	.	36	.	14	.	34	.	33	.	16	35	.	113
.	5	.	5	.	1	.	2	.	3	.	2	.	2	.	4	120
.	2	.	5	.	9	.	3	.	5	.	4	.	8	.	10	123
11	.	13	.	12	.	7	.	9	.	11	.	9	12	.	.	124
4	3	5	5	1	2	1	6	1	3	3	2	5	4	3	5	141
27	32	29	48	34	29	49	22	43	32	38	41	37	38	38	49	Rem. 08-14
3	2	4	1	3	2	1	.	4	4	2	4	1	.	3	1	15-17
3	13	3	4	3	5	4	6	5	7	2	7	5	6	5	8	181
1	1	1	4	.	1	3	.	1	.	1	3	1	1	1	3	Rem. 18
.	.	.	1	.	.	.	.	.	.	.	.	.	.	.	.	191
.	.	.	1	.	.	.	.	.	.	.	.	.	.	.	.	192
1	3	2	1	1	2	1	2	1	1	.	1	2	2	.	3	Rem. 19
2	.	.	.	.	.	.	.	.	.	.	.	.	.	.	.	200
1	2	2	1	2	3	2	1	2	1	1	2	3	3	1	1	Rem. 20
1	1	2	1	3	1	2	.	2	2	1	1	.	1	1	2	21
1	1	2	1	4	1	1	1	2	2	1	4	.	1	2	1	220
.	.	.	.	.	.	.	.	.	.	.	.	.	.	.	.	223
.	.	.	.	.	.	.	.	.	.	.	.	.	.	.	.	224
4	5	8	5	4	4	3	4	9	5	11	6	5	3	8	11	Rem. 22-24
1	3	.	3	1	6	1	2	2	2	3	1	2	3	2	9	250
4	7	2	5	4	4	2	4	3	5	8	4	1	3	2	8	251
1	1	4	5	3	3	.	.	2	3	.	1	3	.	3	1	260
17	12	12	16	20	19	13	10	14	13	27	15	16	13	19	20	Rem. 26
173	120	174	99	137	104	127	92	180	108	169	110	172	92	200	132	270A
9	4	8	4	6	2	3	5	2	6	6	2	5	2	7	5	270B
44	38	43	37	44	44	36	34	38	24	34	24	30	35	41	34	Rem. 27A
18	26	26	15	16	21	9	21	17	10	8	23	16	23	17	16	27B
25	21	18	23	16	21	16	34	18	23	18	28	17	19	14	24	289
9	18	7	15	4	10	9	16	7	13	10	12	14	7	4	10	Rem. 28
71	88	64	87	56	97	49	79	37	87	70	118	57	76	69	90	29A
6	8	6	10	7	11	2	8	5	9	3	11	7	7	7	10	29B
9	8	12	9	10	6	9	5	10	6	11	9	13	10	11	3	300
54	65	56	49	56	36	64	30	41	44	42	36	46	38	65	.	Rem. 30
2	1	3	1	1	1	.	.	.	.	.	.	.	.	.	.	321
19	12	30	5	21	9	21	8	23	5	26	8	28	10	2	4	322
2	.	2	.	.	.	1	.	1	.	2	.	.	.	1	.	323
20	14	14	15	25	12	20	11	14	4	16	14	24	11	24	10	326
5	4	4	4	4	3	3	2	2	4	7	3	3	6	5	3	Rem. 32
3	5	2	2	4	4	2	7	4	3	4	3	2	2	2	2	341
																342
																347

**ABSTRACT 22 (continued). Northern Ireland: Deaths from the**

Abbreviated List 'B'	CAUSES OF DEATH	January		February		March		April	
		M	F	M	F	M	F	M	F
33 Rem. 34	Other diseases of the digestive system	16	15	13	15	12	3	9	5
350	Nephritis, nephrotic syndrome and nephrosis . . . . .	6	4	8	4	7	6	7	6
360	Hyperplasia of prostate . . . . .	.	.	2	.	2	.	6	.
Rem. 35-	Other diseases of the genito-urinary tract . . . . .	6	6	4	4	3	6	3	1
37	Abortion . . . . .	.	.	.	.	.	.	.	.
38	Direct obstetric causes . . . . .	.	.	.	1	.	.	.	.
39	Other complications of pregnancy, childbirth and the puerperium . . . . .	.	.	.	.	.	.	.	.
Rem. 38-41									
42, 43	Disease of skin, subcutaneous tissue, musculoskeletal system and connective tissue . . . . .	2	6	1	3	.	5	.	3
440	Spina bifida and hydrocephalus . . . . .	1	5	2	3	1	3	4	1
442	Congenital anomalies of heart and circulatory system . . . . .	1	3	3	1	4	3	2	3
Rem. 44	Other congenital anomalies . . . . .	5	4	3	2	2	2	5	2
453	Birth trauma . . . . .	.	2	1	.	.	.	1	1
454	Hypoxia, birth asphyxia and other respiratory conditions . . . . .	6	6	3	2	6	2	1	1
Rem. 45	Other conditions originating in the perinatal period . . . . .	1	3	.	2	3	4	2	2
46	Symptoms, signs and ill-defined conditions . . . . .	.	3	.	2	1	1	2	.
47	Fractures . . . . .	13	25	21	16	26	24	26	16
49	Intercranial and internal injuries including nerves . . . . .	17	2	10	1	19	3	15	.
52	Burns . . . . .	2	.	2	.	1	1	.	1
53	Poisoning and toxic effects . . . . .	4	3	4	5	7	4	9	1
Rem. 47-56	Other injuries and poisonings . . . . .	11	4	10	7	9	3	20	8
	<b>TOTAL</b> . . . . .	927	830	766	710	821	645	795	737
	<b>EXTERNAL CAUSES</b>								
E471	Motor vehicle traffic accidents . . . . .	26	2	16	2	24	8	22	4
E50	Accidental falls . . . . .	3	25	12	15	11	20	9	11
Rem.	Other accidents and adverse effects . . . . .	8	5	9	9	15	4	16	5
E47-E53									
E54	Suicide . . . . .	6	2	2	1	5	3	9	3
E55	Homicide . . . . .	1	.	.	.	6	.	6	1
E56	Other violence . . . . .	3	.	8	2	1	.	8	2

principal causes by month of registration, 1980.

May		June		July		August		September		October		November		December		Abbreviated List 'B'
M	F	M	F	M	F	M	F	M	F	M	F	M	F	M	F	
12	15	8	10	6	13	7	14	13	21	9	18	11	10	11	10	33 Rem. 34
5	4	3	2	6	8	4	3	6	3	8	11	15	8	7	10	350
4	.	4	.	1	.	6	.	2	.	5	.	4	.	2	.	360
4	1	1	3	5	.	2	1	.	3	3	5	3	3	8	3	Rem. 35-
.	1	.	.	.	.	.	.	.	.	.	.	.	.	.	.	37
.	.	.	.	.	.	.	.	.	.	.	.	.	.	.	.	38
.	.	.	.	.	.	.	.	.	.	.	.	.	.	.	.	39
.	.	.	.	.	.	.	.	.	.	.	.	.	.	.	.	Rem. 38-
.	.	.	.	.	.	.	.	.	.	.	.	.	.	.	.	41
2	2	.	2	2	1	.	3	1	6	3	2	.	4	1	1	42, 43
.	2	.	2	2	.	2	.	.	2	1	1	.	.	5	1	440
4	1	6	.	.	.	3	2	1	1	1	2	.	2	2	2	442
3	3	4	2	5	2	3	2	3	3	3	2	4	5	2	3	Rem. 44
2	.	1	.	.	.	.	.	.	.	.	.	.	1	.	.	453
5	2	3	1	1	1	3	2	4	2	3	.	1	1	2	2	454
4	2	3	1	.	4	2	4	3	4	7	1	7	2	6	4	Rem. 45
1	.	1	1	2	.	2	1	1	2	.	4	1	1	.	1	46
19	19	23	18	18	19	8	16	11	18	10	21	18	10	8	16	47
19	6	14	6	19	6	18	1	7	3	15	6	17	8	10	8	49
.	1	4	1	2	.	1	1	1	1	1	.	.	.	1	.	52
5	4	12	6	3	4	4	2	3	6	8	2	6	6	4	3	53
17	5	22	6	12	2	7	4	18	4	18	3	22	6	15	2	Rem. 47-
																56
729	664	746	633	656	660	581	562	646	597	720	668	692	573	753	724	
22	9	26	8	11	9	11	1	12	5	17	7	16	8	10	7	E471
4	14	10	16	6	17	5	16	3	17	4	20	9	10	3	12	E50
10	5	24	12	15	2	7	3	16	7	17	2	18	3	14	3	Rem. E47-
3	4	9	1	2	2	3	1	2	1	3	2	6	5	4	2	E53
12	1	5	.	1	.	7	.	5	1	6	1	7	1	2	2	E54
10	2	2	.	19	1	5	3	2	.	6	.	8	3	5	3	E55
																E56

# **ABSTRACT 23. Northern Ireland: Deaths by sex**

Ages	MALES					FEMALES				
	Total	Single	Married	Wid-owed	Divorced	Total	Single	Married	Wid-owed	Divorced
0	222	222	.	.	.	160	160	.	.	.
1	14	14	.	.	.	15	15	.	.	.
2	7	7	.	.	.	5	5	.	.	.
3	6	6	.	.	.	2	2	.	.	.
4	4	4	.	.	.	5	5	.	.	.
0-4	253	253	.	.	.	187	187	.	.	.
5	7	7	.	.	.	3	3	.	.	.
6	6	6	.	.	.	2	2	.	.	.
7	3	3	.	.	.	6	6	.	.	.
8	7	7	.	.	.	5	5	.	.	.
9	4	4	.	.	.	3	3	.	.	.
5-9	27	27	.	.	.	19	19	.	.	.
10	4	4	.	.	.	2	2	.	.	.
11	5	5	.	.	.	6	6	.	.	.
12	7	7	.	.	.	4	4	.	.	.
13	11	11	.	.	.	10	10	.	.	.
14	8	8	.	.	.	3	3	.	.	.
10-14	35	35	.	.	.	25	25	.	.	.
15	8	8	.	.	.	4	4	.	.	.
16	14	14	.	.	.	4	4	.	.	.
17	15	15	.	.	.	8	8	.	.	.
18	26	26	.	.	.	6	6	.	.	.
19	24	24	.	.	.	5	2	3	.	.
15-19	87	87	.	.	.	27	24	3	.	.
20	21	20	1	.	.	1	1	.	.	.
21	19	18	1	.	.	7	6	1	.	.
22	24	20	4	.	.	6	5	1	.	.
23	23	16	7	.	.	3	1	2	.	.
24	17	10	7	.	.	8	2	6	.	.
20-24	104	84	20	.	.	25	15	10	.	.
25	17	7	10	.	.	5	3	2	.	.
26	19	8	11	.	.	7	4	2	1	.
27	13	9	4	.	.	7	3	4	.	.
28	17	3	14	.	.	4	2	2	.	.
29	16	9	7	.	.	6	2	4	.	.
25-29	82	36	46	.	.	29	14	14	1	.
30	14	5	9	.	.	9	3	6	.	.
31	15	5	10	.	.	7	3	4	.	.
32	16	6	9	.	1	14	4	10	.	.
33	22	10	12	.	.	8	1	7	.	.
34	13	5	8	.	.	7	2	5	.	.
30-34	80	31	48	.	1	45	13	32	.	.
35	14	5	9	.	.	12	2	10	.	.
36	18	5	13	.	.	12	3	9	.	.
37	22	7	15	.	.	10	.	9	.	1
38	14	3	10	1	.	9	2	7	.	.
39	17	6	11	.	.	8	1	7	.	.
35-39	85	26	58	1	.	51	8	42	.	1
40	22	4	18	.	.	13	2	10	.	1
41	30	4	26	.	.	14	1	12	.	1
42	12	4	8	.	.	15	3	9	2	1
43	28	5	23	.	.	21	2	18	1	.
44	33	4	28	.	1	28	6	19	3	.
40-44	125	21	103	.	1	91	14	68	6	3
45	29	4	23	.	2	17	1	15	1	.
46	36	9	27	.	.	19	2	16	1	.
47	38	7	31	.	.	20	4	15	1	.
48	59	13	41	.	5	19	1	15	3	.
49	53	10	41	2	.	24	7	15	2	.
45-49	215	43	163	2	7	99	15	76	8	.

at each year of age and by conjugal condition, 1980.

Ages	MALES					FEMALES				
	Total	Single	Married	Wid- owed	Divorced	Total	Single	Married	Wid- owed	Divorced
50	41	10	28	.	3	33	5	20	7	1
51	60	17	39	3	1	51	8	39	4	.
52	74	12	54	7	1	42	9	25	8	.
53	82	18	60	4	.	54	13	32	9	.
54	96	25	63	5	3	36	9	21	5	1
50-54	353	82	244	19	8	216	44	137	33	2
55	116	20	89	5	2	68	13	49	5	1
56	121	31	80	7	3	79	10	52	15	2
57	152	29	110	6	7	76	12	47	17	.
58	131	33	90	5	3	81	21	47	13	.
59	146	31	106	8	1	94	17	54	22	1
55-59	666	144	475	31	16	398	73	249	72	4
60	174	35	121	14	4	108	23	56	29	.
61	156	29	116	10	1	104	18	55	30	1
62	158	36	112	10	.	94	12	51	30	1
63	166	31	123	12	.	89	12	50	27	.
64	175	36	126	13	.	112	24	50	38	.
60-64	829	167	598	59	5	507	89	262	154	2
65	203	35	148	16	4	122	31	50	40	1
66	253	42	166	45	.	152	36	61	53	2
67	239	52	165	22	.	182	39	76	67	.
68	249	44	165	39	1	178	38	63	75	2
69	260	40	176	40	4	158	42	51	64	1
65-69	1,204	213	820	162	9	792	186	301	299	6
70	294	68	186	40	.	196	46	59	91	.
71	304	58	194	50	2	208	50	69	89	.
72	281	57	173	51	.	206	50	56	100	.
73	285	49	177	58	1	228	46	56	123	3
74	285	50	173	62	.	282	83	61	138	.
70-74	1,449	282	903	261	3	1,120	275	301	541	3
75	254	40	163	50	1	260	48	58	153	1
76	302	54	170	77	1	277	72	55	150	.
77	254	49	138	67	.	251	59	40	151	1
78	271	45	143	83	.	266	64	50	152	.
79	266	56	134	74	2	283	84	44	155	.
75-79	1,347	244	748	351	4	1,337	327	247	761	2
80	259	45	125	87	2	272	73	43	156	.
81	256	42	117	97	.	306	83	28	195	.
82	218	40	89	88	1	275	52	31	191	1
83	180	44	65	71	.	300	74	18	207	1
84	170	34	69	67	.	255	66	22	167	.
80-84	1,083	205	465	410	3	1,408	348	142	916	2
85	146	30	59	57	.	234	41	20	172	1
86	124	19	42	63	.	251	61	13	177	.
87	126	28	38	60	.	201	48	13	139	1
88	82	15	24	43	.	156	37	6	113	.
89	71	8	18	45	.	153	43	3	107	.
85-89	549	100	181	268	.	995	230	55	708	2
90	62	13	15	34	.	134	37	4	93	.
91	55	5	11	39	.	104	25	3	76	.
92	33	5	5	23	.	90	17	5	68	.
93	37	5	6	26	.	73	12	.	61	.
94	30	2	7	21	.	62	19	.	43	.
90-94	217	30	44	143	.	463	110	12	341	.
95	14	3	2	9	.	46	11	2	33	.
96	12	.	.	12	.	40	12	1	27	.
97	9	2	1	6	.	31	4	.	27	.
98	2	.	1	1	.	23	7	.	16	.
99	2	.	.	2	.	8	3	.	5	.
95-99	39	5	4	30	.	148	37	3	108	.
100+	3	.	.	3	.	21	8	.	13	.
TOTALS	8,832	2,115	4,920	1,740	57	8,003	2,061	1,954	3,961	27

# ABSTRACT 24. Northern Ireland: Deaths by sex and

Detailed List Nos.	Abreviated List Nos.	CAUSES OF DEATH	AGES OF DEATH									
			Totals	Under 4 weeks	Under 1 yr.	1-	2-	3-	4 -	5-	10-	15-
001-999	01-56	ALL CAUSES OF DEATH { M F	8,832 8,003	133 96	222 160	14 15	7 5	6 2	4 5	27 19	35 25	87 27
001-009	01	Intestinal infectious diseases { M F	3	.	1	.	.	.	.	.	.	.
010-012	020-021	Respiratory tuberculosis { M F	15 7	.	.	.	.	.	.	.	.	.
013-018	Rem. 02	Other tuberculosis (excluding late effects) { M F	4 1	.	.	1	.	.	.	.	.	.
033	034	Whooping cough { M F	.	.	.	.	.	.	.	.	.	.
036	036	Meningococcal infection { M F	.	.	.	.	.	.	.	.	.	.
037	037	Tetanus { M F	.	.	.	.	.	.	.	.	.	.
038	038	Septicaemia { M F	3 6	1	1	.	.	.	.	.	.	.
050	041	Smallpox { M F	.	.	.	.	.	.	.	.	.	.
055	042	Measles { M F	.	.	.	.	.	.	.	.	.	.
084	052	Malaria { M F	2	.	.	.	.	.	.	1	.	1
090-099	06	Venereal diseases { M F	.	.	.	.	.	.	.	.	.	.
137	077	Late effects of tuberculosis { M F	1 6	.	.	.	.	.	.	.	.	.
Rem. 001-139	Rem. 01-07	All other infective and parasitic diseases { M F	8 8	.	1 3	1	.	.	.	.	1	3
151	091	Malignant neoplasm of stomach { M F	172 126	.	.	.	.	.	.	.	.	.
153	093	Malignant neoplasm of colon { M F	126 157	.	.	.	.	.	.	.	.	.
154	094	Malignant neoplasm of rectum, rectosigmoid junction and anus { M F	60 66	.	.	.	.	.	.	.	.	.
157	096	Malignant neoplasm of pancreas { M F	73 78	.	.	.	.	.	.	.	.	.
162	101	Malignant neoplasm of trachea, bronchus and lung { M F	522 154	.	.	.	.	.	.	.	.	.
174	113	Malignant neoplasm of female breast { M F	290	.	.	.	.	.	.	.	.	.
180	120	Malignant neoplasm of cervix uteri { M F	34	.	.	.	.	.	.	.	.	.
183	123	Malignant neoplasm of ovary and other uterine adnexa { M F	73	.	.	.	.	.	.	.	.	.
185	124	Malignant neoplasm of prostate { M F	119	.	.	.	.	.	.	.	.	.
204-208	141	Leukaemia { M F	55 43	.	.	1	.	.	.	3 5	1 1	3 2
Rem. 140-208	Rem. 08-14	All other malignant neoplasms { M F	433 426	.	.	2 1	2 1	.	1	2	2	3
210-239	15-17	Benign neoplasms, carcinoma in situ, other and unspecified neoplasms { M F	29 30	.	1	.	.	.	.	1	.	.
250	181	Diabetes mellitus { M F	54 83	.	.	.	.	.	.	.	.	.
Rem. 240-259, 270-279	Rem. 18	Other endocrine and metabolic diseases { M F	17 25	.	.	1 1	.	1	.	.	1	.
261	191	Nutritional marasmus { M F	.	.	.	.	.	.	.	.	.	.
262, 263	192	Other protein-calorie malnutrition { M F	1 2	.	1	.	.	.	.	.	.	.
Rem. 260-269	Rem. 19	Other nutritional deficiencies { M F	2	.	.	.	.	.	.	.	.	.
280-285	200	Anaemias { M F	19 23	.	.	.	.	.	.	.	1	.
Rem. 280-289	Rem. 20	Other diseases of the blood and blood forming organs { M F	7 9	.	1	.	.	.	.	.	.	.
290-319	21	Mental disorders { M F	21 23	.	.	.	.	.	.	.	.	.
320-322	220	Meningitis { M F	7 4	2 1	3 1	1	.	.	.	.	1	1

age-groups by abbreviated numbers, 1980

AGES OF DEATH																Abbreviated List Nos.
20-	25-	30-	35-	40-	45-	50-	55-	60-	65-	70-	75-	80-	85-	90-	95 & over	
104 25	82 29	80 45	85 51	125 91	215 99	353 216	666 398	829 507	1,204 792	1,449 1,120	1,347 1,337	1,083 1,408	549 995	217 463	42 169	01-56
.	.	.	.	.	.	.	.	.	.	.	.	.	.	.	.	01
.	.	.	1	.	1	3	2	.	1	4	2	1	.	.	.	020, 021
.	.	.	.	.	.	.	.	3	.	.	2	.	.	.	.	Rem. 02
.	.	.	.	.	.	.	.	.	.	.	1	.	.	.	.	034
.	.	.	.	.	.	.	.	.	.	.	.	.	.	.	.	036
.	.	.	.	.	.	.	.	.	.	.	.	.	.	.	.	037
.	.	.	.	.	.	.	.	.	.	.	.	.	.	.	.	038
.	.	.	.	1	.	.	.	.	1	2	.	1	2	.	.	041
.	.	.	.	.	.	.	.	.	.	.	.	.	.	.	.	042
.	.	.	.	.	.	.	.	.	.	.	.	.	.	.	.	052
.	.	.	.	.	.	.	.	.	.	.	.	.	.	.	.	06
.	.	.	1	.	1	.	.	.	2	2	.	.	1	.	.	077
1	.	.	.	.	.	.	.	1	.	1	.	.	1	.	.	Rem. 01-07
.	.	.	.	.	.	.	2	.	.	1	2	.	.	.	.	091
.	1	1	.	3	5	11	14	13	35	40	22	17	8	2	.	093
.	.	.	1	1	3	8	14	17	23	21	21	19	12	4	1	094
.	.	1	2	3	1	4	13	20	25	26	22	15	4	8	4	096
.	.	.	.	3	3	2	5	4	11	17	10	3	3	2	.	101
.	.	1	.	3	2	2	6	6	15	9	11	11	3	2	1	113
.	.	.	.	1	2	5	8	13	13	13	5	4	1	1	.	120
1	.	1	2	3	8	27	66	82	85	116	73	41	15	1	1	123
.	.	1	.	1	3	11	16	33	33	22	17	12	4	1	.	124
.	1	4	11	13	21	39	45	34	31	27	32	16	13	3	.	141
2	1	2	2	1	2	1	6	3	5	1	3	3	2	.	.	Rem. 08-14
1	2	1	1	3	2	5	15	7	11	11	8	4	2	.	.	15-17
.	.	.	.	.	.	.	3	5	16	23	31	24	10	7	.	181
.	1	3	1	1	2	3	2	4	6	7	7	8	1	1	.	Rem. 18
2	6	3	9	2	1	2	5	2	10	2	8	1	2	2	.	191
2	2	8	7	14	6	19	31	48	57	60	73	49	32	8	3	192
.	1	.	1	.	5	1	3	3	4	4	2	3	.	.	.	Rem. 19
.	.	.	1	.	2	1	5	1	5	7	6	2	.	.	.	200
.	.	.	.	1	.	.	.	.	.	.	.	.	.	.	.	Rem. 20
.	.	.	.	.	.	.	.	.	.	.	.	.	.	.	.	21
1	1	.	.	1	1	2	3	.	.	7	2	2	2	1	.	220
.	.	.	.	.	.	1	.	1	.	.	8	4	5	.	.	
.	.	.	.	.	.	.	.	.	.	.	1	1	.	.	.	

# ABSTRACT 24 (continued): Northern Ireland: Deaths by sex and

De- tailed List Nos.	Abre- viated List Nos.	CAUSES OF DEATH	AGES OF DEATH									
			Totals	Under 4 weeks	Under 1 yr.	1-	2-	3-	4 -	5-	10-	15-
340	223	Multiple sclerosis . . . . .	M 14	.	.	.	.	.	.	.	.	.
			F 16	.	.	.	.	.	.	.	.	.
343, 344	224	Infantile cerebral palsy and other paralytic syndroms . . . . .	M 3	.	.	.	1	.	.	.	.	.
			F 2	.	.	.	.	.	.	.	.	1
Rem. 320-	Rem.	Other diseases of the nervous system and sense organs . . . . .	M 78	.	5	1	.	.	.	1	2	2
389	22-24		F 69	.	3	1	.	.	.	1	3	1
390-	250	Acute rheumatic fever . . . . .	M .	.	.	.	.	.	.	.	.	.
392			F 4	.	.	.	.	.	.	.	.	.
393-	251	Chronic rheumatic heart disease . . . . .	M 25	.	.	.	.	.	.	.	.	.
398			F 49	.	.	.	.	.	.	.	.	.
402, 404	260	Hypertensive heart disease . . . . .	M 38	.	.	.	.	.	.	.	.	.
			F 63	.	.	.	.	.	.	.	.	.
401, 403, 405	Rem. 26	Other hypertensive diseases . . . . .	M 28	.	.	.	.	.	.	.	.	1
			F 28	.	.	.	.	.	.	.	.	.
410-0	270A	Acute myocardial infarction with hypertension . . . . .	M 204	.	.	.	.	.	.	.	.	.
			F 172	.	.	.	.	.	.	.	.	.
410-9	270B	Acute myocardial infarction without hypertension . . . . .	M 2,123	.	.	.	.	.	.	.	.	.
			F 1,354	.	.	.	.	.	.	.	.	.
411-0	Rem.	Other ischaemic heart disease with hypertension . . . . .	M 82	.	.	.	.	.	.	.	.	.
414-0	27A		F 40	.	.	.	.	.	.	.	.	.
411-9	Rem.	Other ischaemic heart disease without hypertension . . . . .	M 488	.	.	.	.	.	.	.	.	.
414-9	27B		F 395	.	.	.	.	.	.	.	.	.
428	289	Heart failure . . . . .	M 236	.	.	.	.	.	.	.	.	.
			F 291	.	.	.	.	.	.	.	.	.
Rem. 415-	Rem. 28	Other diseases of pulmonary circulation and other forms of heart disease . . . . .	M 258	2	2	.	.	.	.	.	2	1
429			F 337	1	1	.	.	.	.	.	.	.
430-0 438-0	29A	Cerebrovascular disease with mention of hypertension (benign) . . . . .	M 108	.	.	.	.	.	.	.	.	.
			F 171	.	.	.	.	.	.	.	.	.
430-9	29B	Cerebrovascular disease with- out mention of hypertension . . . . .	M 761	.	1	.	.	.	.	1	.	1
438-9 440	300	Atherosclerosis . . . . .	F 1,177	.	.	.	.	.	.	.	2	.
			M 80	.	.	.	.	.	.	.	.	.
			F 129	.	.	.	.	.	.	.	.	.
Rem. 440-	Rem. 30	Other diseases of the circulatory system . . . . .	M 117	.	.	.	.	.	.	.	.	.
459			F 81	.	.	.	.	.	.	.	.	.
480-	321	Pneumonia . . . . .	M 605	.	4	1	.	1	.	1	1	2
486			F 727	1	5	2	.	.	.	1	1	1
487	322	Influenza . . . . .	M 11	.	.	.	.	.	.	.	.	.
			F 16	.	.	.	.	.	.	.	.	.
490-	323	Bronchitis, emphysema and asthma . . . . .	M 324	.	.	.	.	.	.	.	1	.
493			F 146	.	.	.	.	.	.	.	.	.
500-	326	Pneumoconiosis and other lung diseases due to external agents . . . . .	M 16	.	1	.	.	.	.	.	.	.
508			F 1	.	.	.	.	.	.	.	.	.
Rem. 460-	31	Other diseases of the respiratory system . . . . .	M 257	2	46	3	1	1	.	.	1	.
519	Rem. 32		F 152	.	21	3	1	.	.	1	.	.
331-	341	Ulcer of stomach and duodenum . . . . .	M 63	.	.	.	.	.	.	.	.	.
533			F 49	.	.	.	.	.	.	.	.	.
540-	342	Appendicitis . . . . .	M 2	.	.	.	.	.	.	.	1	.
543			F 3	.	.	.	.	.	.	.	.	.
571	347	Chronic liver disease and cirrhosis . . . . .	M 34	.	.	.	.	.	.	.	.	.
			F 38	.	.	.	.	.	.	.	.	1
Rem. 520-	33	Other diseases of the digestive system . . . . .	M 127	.	1	.	.	1	1	1	.	1
579	Rem. 34		F 149	.	4	.	.	.	.	.	.	.
580-	350	Nephritis, nephrotic syndrome and nephrosis . . . . .	M 82	.	.	.	.	.	.	.	1	.
589			F 69	.	.	1	.	.	.	.	.	.
600	360	Hyperplasia of prostate . . . . .	M 38	.	.	.	.	.	.	.	.	.
Rem. 580-	Rem. 35-	Other diseases of the genito- urinary tract . . . . .	M 42	.	.	.	.	.	.	.	.	1
629	37		F 36	.	.	.	.	.	.	.	.	.
630-	38	Abortion . . . . .	F 1	.	.	.	.	.	.	.	.	.
639			.	.	.	.	.	.	.	.	.	.
640-	39	Direct obstetric causes . . . . .	F 1	.	.	.	.	.	.	.	.	.
646, 651-			.	.	.	.	.	.	.	.	.	.
676			.	.	.	.	.	.	.	.	.	.
Rem. 630-	Rem. 38-41	Other complications of preg- nancy, childbirth and the puerperium . . . . .	F .	.	.	.	.	.	.	.	.	.
676			.	.	.	.	.	.	.	.	.	.



age-groups, by abbreviated numbers, 1980

AGES OF DEATH																Abbreviated List Nos.
20-	25-	30-	35-	40-	45-	50-	55-	60-	65-	70-	75-	80-	85-	90-	95 & over	
.	.	.	1	2	1	1	1	1	2	5	.	.	.	.	.	223
.	.	2	1	.	2	2	3	.	1	2	2	1	1	.	.	224
1	5	3	2	.	6	1	5	4	9	9	11	6	4	1	.	Rem. 22-24
.	2	5	1	1	2	1	2	4	10	6	7	10	7	2	.	250
.	.	.	.	.	1	2	.	.	.	.	.	.	1	.	.	251
.	.	.	1	1	1	2	4	4	6	2	2	2	4	.	.	260
.	.	.	.	.	1	1	7	3	9	9	9	9	7	3	.	Rem. 26
.	.	1	1	.	3	1	2	6	3	8	13	10	8	4	.	270A
.	.	.	.	1	.	3	5	3	6	4	7	1	3	1	.	270B
.	.	.	.	3	5	14	23	41	42	37	25	12	.	2	.	Rem. 27A
.	.	.	.	1	1	3	14	15	33	40	37	19	9	.	.	277A
.	2	4	9	34	65	93	226	263	371	377	335	208	100	33	3	277B
.	.	.	1	8	9	33	56	92	171	251	266	250	150	57	10	Rem. 27B
.	.	.	1	1	1	9	10	10	13	17	10	6	1	1	.	289
.	.	1	3	3	11	19	26	39	47	62	91	78	63	28	13	Rem. 28
1	.	.	1	4	1	3	16	9	38	54	73	90	57	36	13	29A
1	1	1	1	1	3	2	6	14	20	41	45	58	33	11	2	29B
1	1	1	2	2	3	6	13	21	29	40	46	47	28	14	10	300
.	.	1	4	5	3	4	7	16	20	34	51	85	53	31	19	Rem. 30
.	1	1	.	1	1	11	5	9	11	15	24	11	2	1	.	321
.	1	.	.	1	1	7	7	19	15	33	38	33	15	2	.	322
2	3	1	1	3	16	20	29	39	84	148	152	147	79	29	5	323
1	3	2	2	5	8	15	26	45	81	162	245	275	186	95	24	326
.	.	.	.	.	.	1	1	1	4	7	14	28	14	8	3	Rem. 31
1	.	.	.	1	1	3	10	15	16	23	31	37	37	14	15	32
.	.	.	.	.	.	7	4	13	13	10	13	15	12	2	2	341
2	.	1	1	2	3	5	9	16	54	68	126	157	96	47	8	342
1	.	3	.	3	7	15	24	36	76	103	156	161	92	41	.	347
.	.	.	.	.	.	1	1	2	1	4	2	1	2	1	.	33 Rem. 34
.	1	2	.	1	3	10	15	38	48	67	60	44	24	10	2	350
1	1	1	2	2	6	11	12	26	26	23	14	17	4	1	.	360
.	.	.	.	.	1	4	.	.	1	1	.	.	.	.	.	Rem. 35-37
.	.	1	.	4	3	8	13	19	36	42	41	21	10	9	1	38
1	.	.	.	1	1	2	8	12	15	16	18	16	7	1	.	39
.	.	.	.	1	1	7	.	2	8	11	12	5	4	1	.	Rem. 38-41
.	.	.	.	.	1	1	.	.	.	7	6	9	7	3	4	
.	.	.	.	.	.	.	.	.	.	1	.	.	.	.	.	
.	.	1	.	.	2	5	8	4	1	6	2	2	.	.	.	
.	.	.	.	2	4	6	8	4	3	5	2	2	.	.	.	
1	.	2	.	1	4	5	7	26	17	22	21	9	2	2	.	
.	.	.	.	.	1	4	7	8	15	24	23	28	21	6	4	
.	.	.	.	2	1	2	5	7	14	16	11	10	11	2	.	
.	.	.	1	.	.	2	4	6	3	11	8	7	6	1	1	
.	.	.	.	.	.	.	.	.	.	8	6	3	4	1	2	
.	1	.	.	.	.	1	.	.	.	.	.	.	.	.	.	
.	.	1	.	.	.	.	.	.	.	.	.	.	.	.	.	
.	.	.	.	.	.	.	.	.	.	.	.	.	.	.	.	

# **ABSTRACT 24 (continued): Northern Ireland: Deaths by sex**

Detailed List Nos.	Abbreviated List Nos.	CAUSES OF DEATH	AGES OF DEATH									
			Totals	Under 4 weeks	Under 1 yr.	1-	2-	3-	4-	5-	10-	15-
680-709, 710-739	42-43	Diseases of skin, subcutaneous tissue, musculoskeletal system and connective tissue	{ M 12 F 35	.	.	.	.	.	.	.	.	1
741-742, 743-745	440	Spina bifida and hydrocephalus	{ M 18 F 23	7	13	1	.	1	.	2	1	.
746-747	442	Congenital anomalies of heart and circulatory system	{ M 27 F 20	9	18	1	1	.	.	.	2	2
Rem. 748-759	Rem. 44	Other congenital anomalies	{ M 42 F 32	30	35	2	1	.	1	1	1	1
760-767	453	Birth trauma	{ M 5 F 4	5	5	.	.	.	.	.	.	.
768-770	454	Hypoxia, birth asphyxia and other respiratory conditions	{ M 38 F 22	38	38	.	.	.	.	.	.	.
Rem. 771-779	Rem. 45	Other conditions originating in the perinatal period	{ M 38 F 33	35	38	.	.	.	.	.	.	.
780-799	46	Symptoms, signs and ill-defined conditions	{ M 11 F 16	.	1	.	.	.	.	.	.	.
800-829	47	Fractures	{ M 201 F 218	.	1	1	1	.	1	9	7	24
830-869	49	Intercranial and internal injuries including nerves	{ M 180 F 50	.	1	.	2	1	.	2	9	26
870-957	52	Burns	{ M 15 F 5	.	.	.	.	.	.	.	.	1
960-989	53	Poisoning and toxic effects	{ M 69 F 46	.	.	.	.	1	1	2	.	6
Rem. 990-999	Rem. 47-56	Other injuries and poisonings	{ M 181 F 54	3	6	1	.	1	1	1	3	11
EXTERNAL CAUSES												
E800-E999	E47-E56	All external causes	{ M 650 F 373	3	8	2	1	2	2	14	19	68
E810-E819	E471	Motor vehicle traffic accidents	{ M 213 F 70	.	1	1	1	.	1	10	13	34
E820-E888	E50	Accidental falls	{ M 79 F 193	.	1	.	.	1	.	.	7	8
E890-E949	Rem. E47-E53	Other accidents and adverse effects	{ M 169 F 60	3	5	1	.	2	1	4	6	16
E950-E959	E54	Suicide	{ M 54 F 27	.	.	.	.	.	.	.	.	2
E960-E969	E55	Homicide	{ M 58 F 7	.	1	.	.	.	.	.	.	3
E970-E999	E56	Other violence	{ M 77 F 16	.	.	.	.	.	.	.	.	13

The abbreviated list numbers have been taken from the Mortality List published in the "International Classification of Diseases, 1975 Revision", with certain additions from the Basic Tabulation List.

and age groups, by abbreviated numbers, 1980

AGES OF DEATH																Abbreviated List Nos.
20-	25-	30-	35-	40-	45-	50-	55-	60-	65-	70-	75-	80-	85-	90-	95 & over	
.	.	1	.	1	1	1	1	2	3	1	2	2	1	.	.	43, 43
.	.	.	.	.	.	.	.	2	5	5	4	6	8	.	.	440
1	.	2	.	.	.	.	.	.	.	.	.	.	.	.	.	442
1	1	.	.	.	.	1	1	1	.	.	.	.	.	.	.	Rem. 44
.	.	.	1	.	.	.	.	.	.	.	.	.	.	.	.	453
.	.	.	.	.	.	.	.	.	.	.	.	.	.	.	.	454
.	.	.	.	.	.	.	.	.	.	.	.	.	.	.	.	Rem. 45
.	.	.	.	.	.	.	.	.	.	.	.	.	.	.	.	46
1	1	.	.	1	.	1	2	2	.	2	3	1	1	1	2	47
26	13	10	7	5	4	3	14	2	13	10	14	16	11	4	5	49
4	.	2	1	1	1	1	3	3	9	23	37	51	37	25	.	
38	16	14	7	13	8	9	15	5	6	2	6	3	.	.	.	
5	.	5	2	3	.	3	.	.	4	2	2	3	2	.	.	
1	1	1	.	1	.	.	2	.	3	3	1	1	.	.	.	52
1	7	6	10	5	2	5	1	4	2	3	4	1	.	.	.	53
1	3	2	6	4	4	4	10	3	1	3	3	1	2	1	.	
23	21	17	18	13	6	9	8	15	10	7	4	5	1	.	.	Rem. 47-46
3	8	3	.	1	4	2	4	4	5	5	2	2	4	.	.	
89	58	48	42	37	20	27	49	27	34	25	29	27	13	4	5	E47-E56
13	11	12	9	9	9	10	15	10	19	34	45	59	45	26	6	E471
35	18	16	5	12	5	9	18	6	11	4	6	6	1	.	.	E50
9	.	3	1	3	.	2	6	1	6	5	4	2	4	.	.	Rem. E47-E53
3	1	1	3	.	3	2	4	1	6	8	13	13	11	4	5	
11	18	14	10	10	4	8	15	9	8	21	35	52	35	25	6	
3	5	.	5	2	4	3	2	2	10	3	4	5	5	1	.	
8	7	2	9	6	1	4	4	5	2	2	2	.	.	.	.	E54
4	4	5	2	3	2	2	3	5	1	1	.	.	1	.	.	E55
7	5	7	8	5	5	3	5	5	1	1	1	1	.	.	.	E56
25	9	8	7	4	2	1	1	1	4	.	.	.	.	.	.	
1	1	1	.	.	2	1	1	3	1	3	1	.	.	.	.	

# ABSTRACT 25. Northern Ireland: Causes of

Detailed list number	Total M. and F.	MALES														
		AGED														85 and over
		All ages	under 4 wks.	1-5 mths.	6-11 mths.	Total under 1 yr.	1-4	5-14	15-24	25-34	35-44	45-54	55-64	65-74	75-85	
	16,835	8,832	133	71	18	222	31	62	191	162	210	568	1,495	2,653	2,430	808
001-139	67	36	.	1	.	1	2	1	4	.	2	5	5	10	4	2
151	298	172	.	.	.	.	.	.	.	2	3	16	27	75	39	10
153	283	126	.	.	.	.	.	.	.	.	1	11	22	46	41	5
154	126	60	.	.	.	.	.	.	.	.	.	5	9	28	13	5
157	151	73	.	.	.	.	.	.	.	.	1	7	16	26	18	5
162	676	522	.	.	.	.	.	.	1	1	5	35	148	201	114	17
174	290	.	.	.	.	.	.	.	.	.	.	.	.	.	.	.
180	34	.	.	.	.	.	.	.	.	.	.	.	.	.	.	.
183	73	.	.	.	.	.	.	.	.	.	.	.	.	.	.	.
185	119	119	.	.	.	.	.	.	.	.	.	.	8	39	55	17
204-208	98	55	.	.	.	.	1	4	3	4	2	5	6	13	15	2
Rem.																
140-208	859	433	.	.	.	.	5	3	4	9	15	51	108	140	82	16
210-239	59	29	.	.	1	1	.	1	.	1	1	6	6	8	5	.
250	137	54	.	.	.	.	.	.	.	.	2	3	10	20	16	3
Rem.																
240-279	47	18	.	.	.	.	1	1	.	.	.	.	7	5	4	.
280-289	58	26	.	1	.	1	.	1	.	2	1	1	4	3	6	7
290-319	44	21	.	.	.	.	.	.	1	.	.	3	3	7	4	3
340	30	14	.	.	.	.	.	.	.	.	3	2	2	7	.	.
Rem.																
320-389	163	88	2	4	2	8	3	3	3	8	2	7	10	19	19	6
390-392	4	.	.	.	.	.	.	.	.	.	.	.	.	.	.	.
393-398	74	25	.	.	.	.	.	.	.	.	2	3	8	8	4	.
402-404	101	38	.	.	.	.	.	.	.	.	1	4	7	12	10	4
401, 403, 405	56	28	.	.	.	.	.	.	1	1	1	3	8	10	4	1
410	3,853	2,327	.	.	.	.	.	.	6	46	177	553	827	580	138	.
411-414	1,005	570	.	.	.	.	.	.	4	16	4	57	106	183	157	47
428	527	236	.	.	.	.	.	1	.	1	1	4	20	61	103	46
Rem.																
415-429	595	258	2	.	.	2	.	.	1	2	4	9	34	69	93	44
430-438	2,217	869	.	.	1	1	.	1	3	5	5	49	88	271	330	116
440	209	80	.	.	.	.	.	.	.	.	.	.	2	11	42	25
Rem.																
440-459	198	117	.	.	.	.	.	.	1	.	.	4	25	39	37	11
480-486	1,332	605	.	4	.	4	2	2	4	1	3	8	25	122	283	151
487	11	.	.	.	.	.	.	.	1	.	.	.	1	3	4	2
490-493	470	324	.	.	.	.	.	1	.	3	1	13	53	115	104	34
Rem.																
460-519	426	273	2	38	7	47	2	1	.	2	4	13	37	84	63	20
531-533	112	63	.	.	.	.	.	.	.	.	1	1	15	23	17	6
571	72	34	.	.	.	.	.	.	.	1	.	7	12	10	4	.
Rem.																
520-579	281	129	.	1	.	1	1	2	1	.	4	9	11	43	44	13
580-629	267	162	.	.	.	.	.	1	1	.	4	3	19	52	54	28
630-676	2	.	.	.	.	.	.	.	.	.	.	.	.	.	.	.
680-739	47	12	.	.	.	.	.	.	.	1	.	.	.	2	4	1
741, 742, 3	41	18	7	5	1	13	2	3	.	.	.	.	.	4	.	.
745-747	47	27	9	6	3	18	2	2	3	2	.	.	.	.	.	.
Rem.																
740-759	74	42	30	4	1	35	3	2	1	.	.	.	1	.	.	.
760-779	140	81	78	3	.	81	.	.	.	.	.	.	.	.	.	.
780-799	27	11	.	1	.	1	.	.	.	1	1	1	2	.	3	2
E810-E819	283	213	.	1	.	1	3	23	69	34	17	14	24	15	12	1
E880-E888	272	79	.	1	.	1	.	.	3	2	3	5	5	14	26	20
Rem.																
E800-E949	229	169	3	1	1	5	.	10	27	32	20	12	24	20	14	1
E950-E959	81	54	.	.	.	.	.	.	10	9	15	5	9	4	2	.
E960-E969	65	58	.	.	1	1	.	.	10	12	13	8	10	2	2	.
E970-E999	93	77	.	.	.	.	.	.	38	17	11	3	4	4	.	.

\* This table includes 4 deaths where external factors played a part in causing death but the underlying causes of death were not classified into the category—"injury and poisoning".

death at different age-periods, by sex, 1980.

FEMALES														
All ages	AGED													
	under 4 wks.	1-5 mths.	6-11 mths.	Total under 1 yr.	1-4	5-14	15-24	25-34	35-44	45-54	55-64	65-74	75-84	85 and over
8,003	96	46	18	160	27	44	52	74	142	315	905	1,912	2,745	1,627
31	1	3	1	5	.	1	1	.	1	1	4	8	8	2
126	.	.	.	.	.	.	.	.	1	6	22	40	40	17
157	.	.	.	.	.	.	.	.	5	5	33	38	46	29
66	.	.	.	.	.	.	.	.	1	5	8	24	22	6
78	.	.	.	.	.	.	.	.	1	5	16	22	28	6
154	.	.	.	.	.	.	.	.	1	14	49	55	29	5
290	.	.	.	.	.	.	.	5	24	60	79	58	48	16
34	.	.	.	.	.	.	2	3	3	3	9	6	6	2
73	.	.	.	.	.	.	1	3	4	7	22	22	12	2
43	.	.	.	.	1	6	.	1	3	3	5	12	10	2
426	.	.	.	.	2	2	5	10	21	25	79	117	122	43
30	.	.	.	.	.	.	.	.	1	3	12	8	8	.
83	.	.	.	.	.	.	.	.	1	1	14	31	30	6
29	.	.	1	1	2	1	.	.	.	.	4	10	9	2
32	.	.	.	.	.	.	.	.	1	1	1	14	11	4
23	.	.	.	.	.	.	.	1	1	1	3	12	12	8
16	.	.	.	.	.	.	.	2	1	4	3	3	3	.
75	1	1	2	4	1	5	3	7	2	4	6	16	18	9
4	.	.	.	.	.	.	.	.	3	3	.	.	.	1
49	.	.	.	.	.	.	.	.	1	4	10	18	13	3
63	.	.	.	.	.	.	.	1	1	4	21	25	12	12
28	.	.	.	.	.	.	.	.	1	7	7	8	8	4
1,526	.	.	.	.	.	.	.	.	10	46	177	495	572	226
435	.	.	.	.	.	.	.	.	6	30	105	178	110	110
291	.	.	.	.	.	.	.	1	1	5	21	50	113	100
337	1	.	.	1	.	2	1	1	9	7	23	54	136	103
1,348	.	.	.	.	.	2	2	6	8	29	97	291	591	322
129	.	.	.	.	.	.	.	.	.	.	2	12	49	66
81	.	.	.	.	.	.	.	.	1	2	11	23	28	16
727	1	3	1	5	2	2	1	.	3	10	39	112	259	294
16	.	.	.	.	.	.	.	.	.	2	2	2	6	6
146	.	.	.	.	.	.	1	1	2	8	23	52	37	22
153	.	15	6	21	4	1	1	1	.	3	20	31	47	24
49	.	.	.	.	.	.	.	.	1	2	2	15	15	14
38	.	.	.	.	.	.	1	.	3	10	12	8	4	.
152	.	4	.	4	1	.	1	.	2	5	15	40	51	33
105	.	.	.	.	1	.	.	.	3	3	19	23	35	21
2	.	.	.	.	.	.	.	2	.	.	.	.	.	.
35	.	.	.	.	.	.	1	.	1	2	3	10	10	8
23	5	12	3	20	1	2	.	.	.	.	.	.	.	.
20	5	4	2	11	4	.	2	1	.	1	1	.	.	.
32	26	.	2	28	2	1	.	.	1	.	.	.	.	.
59	56	3	.	59	.	.	.	.	.	.	.	.	.	.
16	.	.	.	.	.	.	1	1	1	1	2	2	2	6
70	.	.	.	.	2	14	17	3	4	2	7	11	6	4
193	.	.	.	.	1	.	.	2	2	2	4	29	87	66
60	.	1	.	1	3	5	6	5	7	7	4	7	9	6
27	.	.	.	.	.	.	.	2	9	4	5	1	1	1
7	.	.	.	.	.	.	1	2	.	1	1	1	1	.
16	.	.	.	.	.	.	2	2	.	3	4	4	1	.

# ABSTRACT 25. Ards District: Causes of

Detailed list number	Total M. and F.	MALES														
		AGED														
		All ages	under 4 wks.	1-5 mths.	6-11 mths.	Total under 1 yr.	1-4	5-14	15-24	25-34	35-44	45-54	55-64	65-74	75-85	85 and over
	678	343	6	4	2	12	.	.	3	6	6	19	52	123	100	22
001-139	4	2	.	.	.	.	.	.	.	.	1	.	.	.	.	.
151	12	6	.	.	.	.	.	.	.	.	.	1	.	3	2	.
153	11	7	.	.	.	.	.	.	.	.	.	.	3	1	3	.
154	4	1	.	.	.	.	.	.	.	.	.	.	.	.	1	.
157	6	4	.	.	.	.	.	.	.	.	.	1	.	1	2	.
162	21	19	.	.	.	.	.	.	.	.	2	.	5	10	1	1
174	13	.	.	.	.	.	.	.	.	.	.	.	.	.	.	.
180	1	.	.	.	.	.	.	.	.	.	.	.	.	.	.	.
183	6	.	.	.	.	.	.	.	.	.	.	.	.	.	.	.
185	8	8	.	.	.	.	.	.	.	.	.	.	.	4	3	.
204-208	7	4	.	.	.	.	.	.	.	.	.	1	1	1	1	1
Rem.																
140-208	28	17	.	.	.	.	.	.	.	1	.	.	7	6	3	.
210-239	4	2	.	.	.	.	.	.	.	.	.	.	1	1	1	.
250	5	3	.	.	.	.	.	.	.	.	.	.	.	1	2	.
Rem.																
240-279	3	1	.	.	.	.	.	.	.	.	.	.	.	1	.	.
280-289	2	2	.	.	.	.	.	.	.	.	.	.	.	.	1	1
290-319	3	1	.	.	.	.	.	.	.	.	.	.	.	.	.	.
340	2	1	.	.	.	.	.	.	.	.	.	.	1	.	.	.
Rem.																
320-389	10	7	.	.	.	.	.	.	1	2	.	.	1	1	2	.
390-392	.	.	.	.	.	.	.	.	.	.	.	.	.	.	.	.
393-398	3	.	.	.	.	.	.	.	.	.	.	.	.	.	.	.
402, 404	4	.	.	.	.	.	.	.	.	.	.	.	.	.	.	.
401, 403, 405	2	2	.	.	.	.	.	.	.	.	.	.	.	1	1	.
410	117	72	.	.	.	.	.	.	.	1	.	7	12	33	17	2
411-414	46	22	.	.	.	.	.	.	.	.	.	3	1	6	12	.
428	25	12	.	.	.	.	.	.	.	.	.	.	1	3	6	2
Rem.																
415-429	18	8	.	.	.	.	.	.	.	.	1	.	1	2	3	1
430-438	111	43	.	.	1	1	.	.	.	.	.	1	5	17	17	2
440	5	3	.	.	.	.	.	.	.	.	.	.	1	.	1	1
Rem.																
440-459	7	3	.	.	.	.	.	.	.	.	.	.	.	2	1	.
480-486	60	22	.	.	.	.	.	.	.	.	.	.	1	5	8	8
487	.	.	.	.	.	.	.	.	.	.	.	.	.	.	.	.
490-493	21	13	.	.	.	.	.	.	.	.	.	.	3	9	1	.
Rem.																
460-519	16	12	.	2	.	2	.	.	.	.	.	.	2	3	5	.
531-533	4	3	.	.	.	.	.	.	.	.	.	1	.	1	1	.
571	4	.	.	.	.	.	.	.	.	.	.	.	.	.	.	.
Rem.																
520-579	12	6	.	.	.	.	.	.	.	.	.	1	2	3	.	.
580-629	19	11	.	.	.	.	.	.	.	.	.	.	1	5	4	1
630-671	.	.	.	.	.	.	.	.	.	.	.	.	.	.	.	.
680-739	3	.	.	.	.	.	.	.	.	.	.	.	.	.	.	.
741-742.3	2	1	.	1	.	1	.	.	.	.	.	.	.	.	.	.
745-747	3	.	.	.	.	.	.	.	.	.	.	.	.	.	.	.
Rem.																
740-759	3	2	2	.	.	2	.	.	.	.	.	.	.	.	.	.
760-779	9	5	4	1	.	5	.	.	.	.	.	.	.	.	.	.
780-799	.	.	.	.	.	.	.	.	.	.	.	.	.	.	.	.
E810-E819	7	5	.	.	.	.	.	.	1	2	.	.	.	2	.	.
E880-E888	12	3	.	.	.	.	.	.	.	.	.	.	1	1	.	1
Rem.																
E800-E949	4	3	.	.	.	.	.	.	.	.	.	3	.	.	.	.
E950-E959	2	2	.	.	.	.	.	.	.	.	1	.	1	.	.	.
E960-E969	4	4	.	.	1	1	.	.	1	.	.	.	1	.	1	.
E970-E999	5	1	.	.	.	.	.	.	.	.	1	.	.	.	.	.

death at different age periods, by sex, 1980.

FEMALES														
AGED														
All ages	under 4 wks.	1-5 mths.	6-11 mths.	Total under 1 yr.	1-4	5-14	15-24	25-34	35-44	45-54	55-64	65-74	75-84	85 and over
335	6	1	.	7	2	2	1	4	10	13	28	87	110	71
2	.	.	.	.	.	.	.	.	.	.	.	.	.	2
6	.	.	.	.	.	.	.	.	.	1	2	1	2	2
4	.	.	.	.	.	.	.	.	.	.	1	1	2	1
3	.	.	.	.	.	.	.	.	.	.	.	1	1	.
2	.	.	.	.	.	.	.	.	.	.	.	1	1	.
2	.	.	.	.	.	.	.	.	.	.	1	1	1	.
13	.	.	.	.	.	.	.	.	.	2	5	3	3	.
1	.	.	.	.	.	.	.	.	.	1	1	2	2	.
6	.	.	.	.	.	.	.	.	1	.	.	2	2	.
3	.	.	.	.	.	.	.	.	.	.	.	1	2	.
11	.	.	.	.	.	.	.	1	.	1	3	2	4	.
2	.	.	.	.	.	.	.	.	1	.	.	1	1	.
2	.	.	.	.	.	.	.	.	.	.	.	.	.	.
2	.	.	.	.	.	.	.	.	.	.	.	1	1	1
1	.	.	.	.	.	.	.	.	.	.	.	1	.	.
3	.	.	.	.	.	.	.	1	.	.	.	2	.	.
3	.	.	.	.	.	.	.	.	.	.	.	1	.	.
4	.	.	.	.	.	.	.	.	.	.	1	.	2	.
.	.	.	.	.	.	.	.	.	.	.	.	.	3	.
45	.	.	.	.	.	.	.	.	.	.	5	20	12	8
24	.	.	.	.	.	.	.	.	1	.	.	6	11	6
13	.	.	.	.	.	.	.	.	.	.	.	3	4	6
10	.	.	.	.	.	1	.	.	3	1	.	.	3	2
68	.	.	.	.	.	.	.	.	.	5	3	20	29	11
2	.	.	.	.	.	.	.	.	.	.	.	1	.	1
4	.	.	.	.	.	.	.	.	1	.	.	3	.	.
38	.	.	.	.	.	1	.	.	.	.	2	3	13	19
8	.	.	.	.	.	.	.	.	.	.	1	4	.	3
4	.	.	.	.	.	.	.	.	.	.	.	.	2	2
1	.	.	.	.	.	.	.	.	.	.	.	1	.	.
4	.	.	.	.	.	.	.	.	1	.	2	.	1	.
6	.	.	.	.	.	.	.	.	.	.	1	2	2	1
8	.	.	.	.	.	.	.	.	1	.	.	.	1	4
3	.	.	.	.	.	.	.	.	1	1	.	.	.	1
1	.	1	.	1	1	.	.	.	.	.	.	.	.	.
3	1	.	.	1	2	.	.	.	.	.	.	.	.	.
1	1	.	.	1	.	.	.	.	.	.	.	.	.	.
4	4	.	.	4	.	.	.	.	.	.	.	.	.	.
2	.	.	.	.	.	.	.	.	.	.	.	1	1	.
9	.	.	.	.	.	.	.	.	.	.	.	2	5	2
1	.	.	.	.	.	.	.	1	.	.	.	.	.	.
.	.	.	.	.	.	.	.	.	.	.	.	.	.	.
4	.	.	.	.	.	.	1	1	.	.	.	1	1	.

# ABSTRACT 25. Belfast District: Causes of death

Detailed list number	Total M. and F.	MALES														
		AGED														
		All ages	under 4 wks.	1-5 mths.	6-11 mths.	Total under 1 yr.	1-4	5-14	15-24	25-34	35-44	45-54	55-64	65-74	75-85	85 and over
	4,201	2,089	25	12	4	41	4	6	33	37	49	151	376	660	563	169
001-139	14	4	.	.	.	.	.	.	.	.	.	7	.	2	1	1
151	83	45	.	.	.	.	.	.	.	1	.	11	15	8	3	.
153	80	32	.	.	.	.	.	.	.	.	1	4	7	9	11	.
154	39	17	.	.	.	.	.	.	.	.	.	3	4	7	2	.
157	41	19	.	.	.	.	.	.	.	.	.	1	6	9	3	.
162	223	162	.	.	.	.	.	.	1	.	1	13	45	66	33	3
174	71	.	.	.	.	.	.	.	.	.	.	.	.	.	.	.
180	9	.	.	.	.	.	.	.	.	.	.	.	.	.	.	.
183	15	.	.	.	.	.	.	.	.	.	.	.	.	.	.	.
185	29	29	.	.	.	.	.	.	.	.	.	.	.	.	.	.
204-208	32	17	.	.	.	.	.	1	1	1	2	1	2	7	15	5
Rem.																
140-208	203	100	.	.	.	.	.	1	.	2	1	9	25	40	19	3
210-239	15	7	.	.	.	.	.	.	.	.	.	3	2	1	1	.
250	29	9	.	.	.	.	.	.	.	.	1	1	1	4	2	.
Rem.																
240-279	9	3	.	.	.	.	.	.	.	.	.	.	1	1	1	.
280-289	14	7	.	1	.	1	.	1	.	1	.	.	1	2	.	1
290-319	18	8	.	.	.	.	.	.	.	.	.	2	1	3	1	1
340	4	1	.	.	.	.	.	.	.	.	.	.	.	1	.	.
Rem.																
320-389	32	14	1	2	1	4	.	1	.	1	.	1	1	2	4	.
390-392	2	.	.	.	.	.	.	.	.	.	.	.	.	.	.	.
393-398	26	8	.	.	.	.	.	.	.	.	1	1	2	3	1	.
402, 404	17	3	.	.	.	.	.	.	.	.	.	.	.	2	1	.
401, 403, 405	14	5	.	.	.	.	.	.	1	1	.	1	1	1	1	.
410	965	526	.	.	.	.	.	.	.	.	10	39	120	195	127	35
411-414	295	171	.	.	.	.	.	.	.	2	5	20	36	57	43	8
428	99	33	.	.	.	.	.	.	.	.	.	1	2	10	11	9
Rem.																
415-429	122	44	.	.	.	.	.	.	.	1	1	1	7	14	15	5
430-438	478	173	.	.	.	.	.	.	1	1	2	13	18	53	57	28
440	29	6	.	.	.	.	.	.	.	.	.	.	1	1	4	.
Rem.																
440-459	57	36	.	.	.	.	.	.	.	.	.	1	8	13	12	2
480-486	398	163	.	1	.	1	.	.	2	.	.	4	5	36	79	36
487	3	.	.	.	.	.	.	.	.	.	.	.	.	.	.	.
490-493	121	86	.	.	.	.	.	.	.	.	.	3	14	29	32	8
Rem.																
460-519	139	86	.	5	1	6	2	.	.	1	.	6	14	30	22	5
531-533	28	11	.	.	.	.	.	.	.	.	.	.	2	6	2	1
571	20	13	.	.	.	.	.	.	.	1	.	2	7	1	2	.
Rem.																
520-579	66	32	.	.	.	.	.	.	.	.	1	2	2	14	9	4
580-629	64	38	.	.	.	.	.	.	.	.	1	.	6	10	17	4
630-676	.	.	.	.	.	.	.	.	.	.	.	.	.	.	.	.
680-739	13	4	.	.	.	.	.	.	.	.	.	.	.	.	3	1
741, 742, 3	6	3	1	1	1	3	.	.	.	.	.	.	.	.	.	.
745-747	10	6	3	2	1	6	.	.	.	.	.	.	.	.	.	.
Rem.																
740-759	9	6	5	.	.	5	.	.	.	.	.	.	1	.	.	.
760-779	19	15	15	.	.	15	.	.	.	.	.	.	.	.	2	.
780-799	7	5	.	.	.	.	.	.	.	1	1	1	.	.	.	.
E810-E819	47	28	.	.	.	.	1	2	4	3	1	3	4	5	5	.
E880-E888	71	21	.	.	.	.	.	.	.	2	1	3	2	3	6	4
Rem.																
E800-E949	54	42	.	.	.	.	1	.	7	8	7	3	9	4	3	.
E950-E959	14	8	.	.	.	.	.	.	3	1	2	.	.	2	.	.
E960-E969	30	28	.	.	.	.	.	.	6	4	7	4	6	1	.	.
E970-E999	20	17	.	.	.	.	.	.	7	5	2	1	2	.	.	.

\* This table includes 2 deaths where external factors played a part in causing death but the underlying causes of death were not classified into the category—"injury and poisoning".



death at different age-periods, by sex, 1980.

FEMALES														
AGED														
All ages	under 4 wks.	1-5 mths.	6-11 mths.	Total under 1 yr.	1-4	5-14	15-24	25-34	35-44	45-54	55-64	65-74	75-84	85 and over
2,112	6	8	2	16	3	10	9	19	34	72	263	515	747	424
10	.	1	.	1	.	.	.	.	1	.	2	4	1	1
38	.	.	.	.	.	.	.	.	.	1	7	15	12	3
48	.	.	.	.	.	.	.	.	1	1	10	12	15	9
22	.	.	.	.	.	.	.	1	.	.	3	9	7	2
22	.	.	.	.	.	.	.	.	.	1	4	6	10	1
61	.	.	.	.	.	.	.	1	.	3	23	23	9	2
71	.	.	.	.	.	.	.	2	8	14	19	11	13	4
9	.	.	.	.	.	.	.	1	1	.	2	.	4	1
15	.	.	.	.	.	.	1	.	.	2	6	4	2	.
15	.	.	.	.	.	3	.	.	1	1	1	4	3	2
103	.	.	.	.	.	.	.	3	5	4	19	30	33	9
8	.	.	.	.	.	.	.	.	.	1	1	3	3	.
20	.	.	.	.	.	.	.	.	.	1	4	4	9	2
6	.	.	.	.	2	1	.	.	.	.	1	2	.	.
7	.	.	.	.	.	.	.	.	.	.	1	4	1	1
10	.	.	.	.	.	.	.	.	.	1	.	.	6	3
3	.	.	.	.	.	.	.	1	.	1	.	.	1	.
18	.	.	.	.	.	.	2	3	.	.	1	2	8	2
2	.	.	.	.	.	.	.	.	.	2	5	7	5	.
18	.	.	.	.	.	.	.	.	.	1	5	3	5	.
14	.	.	.	.	.	.	.	.	.	.	2	6	4	2
9	.	.	.	.	.	.	.	.	.	1	1	3	4	.
439	.	.	.	.	.	.	.	.	4	14	51	138	166	66
124	.	.	.	.	.	.	.	.	.	3	13	25	50	33
66	.	.	.	.	.	.	.	.	.	1	7	11	24	23
78	.	.	.	.	.	.	1	.	2	.	8	19	35	13
305	.	.	.	.	.	.	1	1	4	2	23	67	134	73
23	.	.	.	.	.	.	.	.	.	.	.	2	10	11
21	.	.	.	.	.	.	.	.	.	.	2	8	7	4
235	.	.	.	.	.	.	.	.	.	4	11	36	77	107
3	.	.	.	.	.	.	.	.	.	.	1	.	2	.
35	.	.	.	.	.	.	.	.	.	5	5	14	7	4
53	.	2	1	3	.	.	.	1	.	1	11	13	18	6
17	.	.	.	.	.	.	.	.	.	1	1	6	4	5
7	.	.	.	.	.	.	.	.	.	2	2	2	1	.
34	.	2	.	2	.	.	.	.	.	.	3	7	15	7
26	.	.	.	.	.	.	.	.	.	.	4	3	15	4
9	.	.	.	.	.	.	.	.	.	.	.	.	.	.
3	.	2	.	2	.	1	.	.	.	.	.	4	3	2
4	.	1	.	1	.	.	1	1	.	.	1	.	.	.
3	2	.	1	3	.	.	.	.	.	.	.	.	.	.
4	4	.	.	4	.	.	.	.	.	.	.	.	.	.
2	.	.	.	.	.	.	.	1	1	.	.	.	.	.
19	.	.	.	.	1	5	1	.	.	1	2	3	4	2
50	.	.	.	.	.	.	.	1	.	.	.	6	23	20
12	.	.	.	.	.	.	2	1	4	.	1	2	2	.
6	.	.	.	.	.	.	.	1	2	.	3	.	.	.
2	.	.	.	.	.	.	.	.	.	1	1	.	.	.
3	.	.	.	.	.	.	.	.	.	2	1	.	.	.

# ABSTRACT 25. Castlereagh District: Causes of

Detailed list number	Total M. and F.	MALES														
		AGED														
		All ages	under 4 wks.	1-5 mths	6-11 mths.	Total under 1 yr.	1-4	5-14	15-24	25-34	35-44	45-54	55-64	65-74	75-85	85 and over
	617	328	.	2	2	4	2	1	12	8	8	18	62	100	85	28
001-139	1	.	.	.	.	.	.	.	.	.	.	.	.	.	.	.
151	6	1	.	.	.	.	.	.	.	.	.	.	.	1	.	.
153	13	10	.	.	.	.	.	.	.	.	.	1	2	3	4	.
154	7	4	.	.	.	.	.	.	.	.	.	.	.	3	1	.
157	10	7	.	.	.	.	.	.	.	.	.	1	1	3	2	.
162	32	25	.	.	.	.	.	.	.	.	.	1	5	7	8	4
174	14	.	.	.	.	.	.	.	.	.	.	.	.	.	.	.
180	1	.	.	.	.	.	.	.	.	.	.	.	.	.	.	.
183	4	.	.	.	.	.	.	.	.	.	.	.	.	.	.	.
185	4	4	.	.	.	.	.	.	.	.	.	.	1	1	2	.
204-208	.	.	.	.	.	.	.	.	.	.	.	.	.	.	.	.
Rem.	18	.	.	.	.	.	.	.	.	.	.	.	.	.	.	.
140-208	40	18	.	.	.	.	2	1	.	.	.	2	6	3	4	.
210-239	2	1	.	.	.	.	.	.	.	.	.	1	.	.	.	.
250	2	1	.	.	.	.	.	.	.	.	.	.	.	1	.	.
Rem.	.	.	.	.	.	.	.	.	.	.	.	.	.	.	.	.
240-279	.	.	.	.	.	.	.	.	.	.	.	.	.	.	.	.
280-289	.	.	.	.	.	.	.	.	.	.	.	.	.	.	.	.
290-319	1	1	.	.	.	.	.	.	.	.	.	.	.	1	.	.
340	.	.	.	.	.	.	.	.	.	.	.	.	.	.	.	.
Rem.	3	1	.	.	.	.	.	.	.	.	.	.	.	.	1	.
320-389	.	.	.	.	.	.	.	.	.	.	.	.	.	.	.	.
390-392	.	.	.	.	.	.	.	.	.	.	.	.	.	.	.	.
393-398	.	.	.	.	.	.	.	.	.	.	.	.	.	.	.	.
402, 404	4	3	.	.	.	.	.	.	.	.	.	.	.	1	2	.
401, 403, 405	.	.	.	.	.	.	.	.	.	.	.	.	.	.	.	.
410	137	84	.	.	.	.	.	.	.	.	4	4	27	29	15	5
411-414	38	19	.	.	.	.	.	.	.	.	1	2	4	5	5	2
428	14	8	.	.	.	.	.	.	.	.	.	2	1	2	3	2
Rem.	.	.	.	.	.	.	.	.	.	.	.	.	.	.	.	.
415-429	24	13	.	.	.	.	.	.	.	.	.	1	2	4	5	1
430-438	69	24	.	.	.	.	.	.	.	.	.	4	1	10	7	2
440	7	3	.	.	.	.	.	.	.	.	.	.	.	.	1	2
Rem.	.	.	.	.	.	.	.	.	.	.	.	.	.	.	.	.
440-459	7	6	.	.	.	.	.	.	.	.	.	.	2	2	1	1
480-486	55	25	.	.	.	.	.	.	.	.	.	.	1	10	9	5
487	5	1	.	.	.	.	.	.	.	.	.	.	.	.	1	.
490-493	23	17	.	.	.	.	.	.	.	1	.	.	2	5	7	2
Rem.	.	.	.	.	.	.	.	.	.	.	.	.	.	.	.	.
460-519	20	15	.	1	2	3	.	.	.	.	.	.	2	7	2	1
531-533	3	1	.	.	.	.	.	.	.	.	.	.	.	.	1	.
571	1	1	.	.	.	.	.	.	.	.	.	.	1	.	.	.
Rem.	.	.	.	.	.	.	.	.	.	.	.	.	.	.	.	.
520-579	11	4	.	.	.	.	.	.	.	.	.	1	.	.	3	.
580-629	6	4	.	.	.	.	.	.	.	.	.	.	2	1	.	1
630-676	.	.	.	.	.	.	.	.	.	.	.	.	.	.	.	.
680-639	5	.	.	.	.	.	.	.	.	.	.	.	.	.	.	.
741, 742-3	.	.	.	.	.	.	.	.	.	.	.	.	.	.	.	.
745-747	1	1	.	1	.	1	.	.	.	.	.	.	.	.	.	.
Rem.	.	.	.	.	.	.	.	.	.	.	.	.	.	.	.	.
740-759	2	1	.	.	.	.	.	.	1	.	.	.	.	.	.	.
760-779	2	.	.	.	.	.	.	.	.	.	.	.	.	.	.	.
780-799	.	.	.	.	.	.	.	.	.	.	.	.	.	.	.	.
E810-E819	10	8	.	.	.	.	.	.	3	2	1	.	1	1	.	.
E880-E888	11	1	.	.	.	.	.	.	.	.	.	.	.	.	.	.
Rem.	.	.	.	.	.	.	.	.	.	.	.	.	.	.	.	.
E800-E949	10	7	.	.	.	.	.	.	4	3	.	.	.	.	.	.
E950-E959	3	3	.	.	.	.	.	.	1	.	1	.	1	.	.	.
E960-E969	2	1	.	.	.	.	.	.	1	.	.	.	.	.	.	.
E970-E999	7	5	.	.	.	.	.	.	2	2	1	.	.	.	.	.

death at different age-periods, by sex, 1980.

FEMALES														
AGED														
All ages	under 4 wks.	1-5 mths.	6-11 mths.	Total under 1 yr.	1-4	5-14	15-24	25-34	35-44	45-54	55-64	65-74	75-84	85 and over
289	2	.	1	3	1	1	1	3	7	14	42	62	100	55
1	.	.	.	.	.	.	.	.	.	.	1	.	3	.
5	.	.	.	.	.	.	.	.	.	.	.	2	3	.
3	.	.	.	.	.	.	.	.	.	.	1	.	1	1
3	.	.	.	.	.	.	.	.	.	.	.	1	1	.
3	.	.	.	.	.	.	.	.	.	.	1	4	2	1
7	.	.	.	.	.	.	.	.	.	.	1	1	1	.
14	.	.	.	.	.	.	.	.	1	8	3	1	1	.
1	.	.	.	.	.	.	.	.	.	.	2	1	1	.
4	.	.	.	.	.	.	.	.	.	.	.	1	1	.
.	.	.	.	.	.	.	.	.	.	.	.	.	.	.
22	.	.	.	.	.	.	.	.	4	1	6	5	6	.
1	.	.	.	.	.	.	.	.	.	1	.	.	.	.
1	.	.	.	.	.	.	.	.	.	.	.	1	.	.
.	.	.	.	.	.	.	.	.	.	.	.	.	.	.
.	.	.	.	.	.	.	.	.	.	.	.	.	.	.
2	.	.	.	.	.	.	.	1	.	.	.	.	1	.
.	.	.	.	.	.	.	.	.	.	.	.	.	.	.
1	.	.	.	.	.	.	.	.	.	.	.	.	.	1
.	.	.	.	.	.	.	.	.	.	.	.	.	.	.
53	.	.	.	.	.	.	.	.	.	1	8	18	18	8
19	.	.	.	.	.	.	.	.	.	.	1	2	10	6
6	.	.	.	.	.	.	.	.	.	.	2	.	.	4
11	.	.	.	.	.	.	.	.	.	1	.	1	4	5
45	.	.	.	.	.	1	.	.	.	1	6	5	23	9
4	.	.	.	.	.	.	.	.	.	.	.	.	1	3
1	.	.	.	.	.	.	.	.	.	1	.	.	.	.
30	.	.	.	.	.	.	.	.	1	.	1	11	9	8
4	.	.	.	.	.	.	.	.	.	.	3	.	2	1
6	.	.	.	.	.	.	.	1	.	.	.	.	1	1
5	.	.	.	.	.	.	.	.	.	.	3	2	.	.
2	.	.	.	.	.	.	.	.	.	.	.	1	.	1
.	.	.	.	.	.	.	.	.	.	.	.	.	.	.
7	.	.	.	.	.	.	.	.	.	.	.	2	2	3
2	.	.	.	.	.	.	.	.	.	.	1	1	.	.
5	.	.	.	.	.	.	.	.	.	.	1	1	2	1
.	.	.	.	.	.	.	.	.	.	.	.	.	.	.
1	.	.	.	.	.	.	.	.	.	.	.	.	.	.
2	2	.	1	2	.	.	.	.	.	.	.	.	.	.
.	.	.	.	.	.	.	.	.	.	.	.	.	.	.
2	.	.	.	.	.	.	1	.	.	.	.	1	.	.
10	.	.	.	.	.	.	.	.	.	.	.	1	7	2
3	.	.	.	.	1	.	.	.	1	.	.	.	1	.
.	.	.	.	.	.	.	.	.	.	.	.	.	.	.
1	.	.	.	.	.	.	.	1	.	.	.	.	.	.
2	.	.	.	.	.	.	.	.	.	.	1	1	.	.

# ABSTRACT 25. Down District: Causes of

Detailed list number	Total M. and F.	MALES														
		AGED														
		All ages	under 4 wks.	1-5 mths.	6-11 mths.	Total under 1 yr.	1-4	5-14	15-24	25-34	35-44	45-54	55-64	65-74	75-85	85 and over
	552	319	5	4	1	10	3	3	12	10	8	21	38	101	78	35
001-139	2	1	.	.	.	.	.	.	.	.	.	.	.	1	.	.
151	11	6	.	.	.	.	.	.	.	.	.	1	.	4	1	.
153	11	4	.	.	.	.	.	.	.	.	.	.	.	2	2	.
154	2	1	.	.	.	.	.	.	.	.	.	.	.	1	.	.
157	2	1	.	.	.	.	.	.	.	.	.	.	.	.	.	1
162	25	19	.	.	.	.	.	.	.	.	1	1	6	9	2	.
174	7	.	.	.	.	.	.	.	.	.	.	.	.	.	.	.
180	.	.	.	.	.	.	.	.	.	.	.	.	.	.	.	.
183	1	.	.	.	.	.	.	.	.	.	.	.	.	.	.	.
185	4	4	.	.	.	.	.	.	.	.	.	.	.	1	3	.
204-208	4	2	.	.	.	.	.	1	.	1	.	.	.	.	.	.
Rem.	.	.	.	.	.	.	.	.	.	.	.	.	.	.	.	.
140-208	29	19	.	.	.	.	.	.	.	.	1	3	1	8	3	3
210-239	1	.	.	.	.	.	.	.	.	.	.	.	.	.	.	.
250	3	.	.	.	.	.	.	.	.	.	.	.	.	.	.	.
Rem.	.	.	.	.	.	.	.	.	.	.	.	.	.	.	.	.
240-279	1	1	.	.	.	.	.	1	.	.	.	.	.	.	.	.
280-289	1	.	.	.	.	.	.	.	.	.	.	.	.	.	.	.
290-319	1	.	.	.	.	.	.	.	.	.	.	.	.	.	.	.
340	2	.	.	.	.	.	.	.	.	.	.	.	.	.	.	.
Rem.	.	.	.	.	.	.	.	.	.	.	.	.	.	.	.	.
320-389	5	4	.	.	.	.	.	.	.	.	.	.	1	2	.	1
390-392	.	.	.	.	.	.	.	.	.	.	.	.	.	.	.	.
393-398	.	.	.	.	.	.	.	.	.	.	.	.	.	.	.	.
402, 404	1	1	.	.	.	.	.	.	.	.	.	1	.	.	.	.
401, 403, 405	2	1	.	.	.	.	.	.	.	.	.	1	.	.	.	.
410	141	90	.	.	.	.	.	.	.	1	1	9	18	33	19	9
411-414	25	12	.	.	.	.	.	.	.	.	.	1	4	4	2	1
428	16	9	.	.	.	.	.	.	.	.	.	.	.	4	4	1
Rem.	.	.	.	.	.	.	.	.	.	.	.	.	.	.	.	.
415-429	15	8	.	.	.	.	.	.	1	.	.	.	2	.	3	2
430-438	77	38	.	.	.	.	.	.	.	.	.	2	2	15	15	4
440	18	8	.	.	.	.	.	.	.	.	.	.	.	2	4	2
Rem.	.	.	.	.	.	.	.	.	.	.	.	.	.	.	.	.
440-459	9	6	.	.	.	.	.	.	.	.	.	.	.	4	2	.
480-486	31	13	.	.	.	.	.	.	.	.	.	.	1	1	7	4
487	1	.	.	.	.	.	.	.	.	.	.	.	.	.	.	.
490-493	7	3	.	.	.	.	.	.	.	.	.	.	.	2	.	1
Rem.	.	.	.	.	.	.	.	.	.	.	.	.	.	.	.	.
460-519	17	13	.	4	1	5	.	.	.	.	.	1	1	3	1	2
531-533	2	1	.	.	.	.	.	.	.	.	.	.	.	1	.	.
571	.	.	.	.	.	.	.	.	.	.	.	.	.	.	.	.
Rem.	.	.	.	.	.	.	.	.	.	.	.	.	.	.	.	.
520-579	8	4	.	.	.	.	.	.	1	.	.	.	1	.	2	.
580-629	10	9	.	.	.	.	.	.	.	.	1	.	.	2	4	2
630-676	.	.	.	.	.	.	.	.	.	.	.	.	.	.	.	.
680-739	3	2	.	.	.	.	.	.	.	.	.	.	.	1	1	.
741, 742, 3	.	.	.	.	.	.	.	.	.	.	.	.	.	.	.	.
745-747	2	1	.	.	.	.	1	.	.	.	.	.	.	.	.	.
Rem.	.	.	.	.	.	.	.	.	.	.	.	.	.	.	.	.
740-759	3	1	1	.	.	1	.	.	.	.	.	.	.	.	.	.
760-779	4	3	3	.	.	3	.	.	.	.	.	.	.	.	.	.
780-799	.	.	.	.	.	.	.	.	.	.	.	.	.	.	.	.
E810-E819	14	10	.	.	.	.	.	.	4	2	1	1	1	.	1	.
E880-E888	9	3	.	.	.	.	.	.	.	.	.	.	.	.	1	2
Rem.	.	.	.	.	.	.	.	.	.	.	.	.	.	.	.	.
E800-E949	9	5	1	.	.	1	2	1	.	.	1	.	.	.	.	.
E950-E959	5	5	.	.	.	.	.	.	1	1	2	.	.	.	1	.
E960-E969	.	.	.	.	.	.	.	.	.	.	.	.	.	.	.	.
E970-E999	11	11	.	.	.	.	.	.	6	4	1	.	.	1	.	.

death at different age-periods, by sex, 1980.

FEMALES														
All ages	AGED													
	under 4 wks.	1-5 mths.	6-11 mths.	Total under 1 yr.	1-4	5-14	15-24	25-34	35-44	45-54	55-64	65-74	75-84	85 and over
233	4	2	.	6	1	2	3	1	6	10	30	53	73	48
1	.	1	.	1	.	.	.	.	.	.	.	.	.	.
5	.	.	.	.	.	.	.	.	.	.	.	1	3	1
7	.	.	.	.	.	.	.	.	1	1	1	1	1	2
1	.	.	.	.	.	.	.	.	.	1	.	.	.	.
1	.	.	.	.	.	.	.	.	.	.	.	1	.	.
6	.	.	.	.	.	.	.	.	.	.	2	2	.	2
7	.	.	.	.	.	.	.	.	.	1	1	2	1	2
.	.	.	.	.	.	.	.	.	.	.	.	.	.	.
1	.	.	.	.	.	.	.	.	.	.	1	.	.	.
2	.	.	.	.	.	.	.	1	.	.	1	.	.	.
10	.	.	.	.	.	.	.	.	1	.	3	3	1	2
1	.	.	.	.	.	.	.	.	.	.	.	1	.	.
3	.	.	.	.	.	.	.	.	.	.	1	.	1	1
.	.	.	.	.	.	.	.	.	.	.	.	.	.	.
1	.	.	.	.	.	.	.	.	.	.	.	.	1	.
1	.	.	.	.	.	.	.	.	.	.	.	.	.	1
2	.	.	.	.	.	.	.	.	1	.	.	1	.	.
1	.	.	.	.	.	.	.	.	.	.	.	.	1	.
.	.	.	.	.	.	.	.	.	.	.	.	.	.	.
1	.	.	.	.	.	.	.	.	.	.	.	1	.	.
51	.	.	.	.	.	.	.	.	.	4	6	17	17	7
13	.	.	.	.	.	.	.	.	.	.	3	2	6	2
7	.	.	.	.	.	.	.	.	.	.	.	2	2	3
7	.	.	.	.	.	.	.	.	.	.	.	1	4	2
39	.	.	.	.	.	.	.	.	1	1	4	6	18	9
10	.	.	.	.	.	.	.	.	.	.	.	1	3	6
3	.	.	.	.	.	.	.	.	.	.	1	.	2	.
18	.	.	.	.	.	.	.	.	1	.	2	5	6	4
1	.	.	.	.	.	.	.	.	.	.	.	.	.	1
4	.	.	.	.	.	.	.	.	.	.	2	1	1	.
4	.	1	.	1	.	.	.	.	.	1	.	1	1	.
1	.	.	.	.	.	.	.	.	.	.	.	.	.	.
.	.	.	.	.	.	.	.	.	.	.	.	.	.	.
4	.	.	.	.	.	.	.	.	.	.	.	3	1	.
1	.	.	.	.	.	.	.	.	.	.	1	.	.	.
.	.	.	.	.	.	.	.	.	.	.	.	.	1	.
1	.	.	.	.	.	.	.	.	.	.	.	.	.	.
1	1	.	.	1	.	.	.	.	.	.	.	.	.	.
2	.	.	.	.	.	.	.	.	.	.	.	.	.	.
1	2	.	.	2	.	.	.	.	.	.	.	.	.	.
4	1	.	.	1	.	.	.	.	.	.	.	.	.	.
6	.	.	.	.	.	1	3	.	.	.	.	1	1	3
.	.	.	.	.	.	.	.	.	1	.	.	.	.	.
4	.	.	.	.	1	1	.	.	.	1	1	.	.	.
.	.	.	.	.	.	.	.	.	.	.	.	.	.	.
.	.	.	.	.	.	.	.	.	.	.	.	.	.	.
.	.	.	.	.	.	.	.	.	.	.	.	.	.	.

# ABSTRACT 25. Lisburn District: Causes of

Detailed list number	Total M. and F.	MALES														
		AGED														
		All ages	under 4 wks.	1-5 mths.	6-11 mths.	Total under 1 yr.	1-4	5-14	15-24	25-34	35-44	45-54	55-64	65-74	75-85	85 and over
	824	414	7	4	2	13	1	2	12	8	10	31	90	119	98	30
001-139	2	1	.	.	.	.	.	.	.	.	1	.	.	.	.	.
151	8	6	.	.	.	.	.	.	.	.	.	.	1	2	3	.
153	14	5	.	.	.	.	.	.	.	.	.	1	3	1	1	.
154	7	5	.	.	.	.	.	.	.	.	.	1	1	2	1	1
157	4	2	.	.	.	.	.	.	.	.	.	.	1	1	1	.
162	32	28	.	.	.	.	.	.	.	.	.	1	9	12	5	1
174	18	.	.	.	.	.	.	.	.	.	.	.	.	.	.	.
180	.	.	.	.	.	.	.	.	.	.	.	.	.	.	.	.
183	4	.	.	.	.	.	.	.	.	.	.	.	.	.	.	.
185	3	3	.	.	.	.	.	.	.	.	.	.	.	2	1	.
204-208	4	2	.	.	.	.	.	.	.	.	.	1	1	.	.	.
Rem.																
140-208	52	27	.	.	.	.	.	.	.	1	.	8	7	9	1	1
210-239	3	1	.	.	.	.	.	.	.	.	.	.	.	1	.	.
250	11	3	.	.	.	.	.	.	.	.	.	.	1	2	.	.
Rem.																
240-279	2	1	.	.	.	.	.	.	.	.	.	.	.	.	1	.
280-289	9	4	.	.	.	.	.	.	.	.	.	.	2	.	1	1
290-319	2	2	.	.	.	.	.	.	.	.	.	.	.	1	1	.
340	.	.	.	.	.	.	.	.	.	.	.	.	.	.	.	.
Rem.																
320-389	7	4	1	.	.	1	1	.	1	.	.	.	1	.	.	.
390-392	.	.	.	.	.	.	.	.	.	.	.	.	.	1	.	.
393-398	7	3	.	.	.	.	.	.	.	.	.	.	2	1	.	.
402, 404	4	3	.	.	.	.	.	.	.	.	.	.	1	2	.	.
401, 403, 405																
410	195	100	.	.	.	.	.	.	.	.	1	7	31	33	22	6
411-414	45	30	.	.	.	.	.	.	.	.	2	5	4	9	10	.
428	34	13	.	.	.	.	.	.	.	.	.	.	.	2	9	2
Rem.																
415-429	23	7	1	.	.	1	.	.	.	.	.	.	2	2	1	1
430-438	103	33	.	.	.	.	.	.	.	.	.	.	3	17	13	.
440	3	.	.	.	.	.	.	.	.	.	.	.	.	.	.	.
Rem.																
440-459	11	5	.	.	.	.	.	.	1	.	.	.	2	1	.	1
480-486	79	37	.	.	.	.	.	1	.	.	1	1	3	6	16	9
487	.	.	.	.	.	.	.	.	.	.	.	.	.	.	.	.
490-493	11	9	.	.	.	.	.	.	.	.	.	.	3	2	2	2
Rem.																
460-519	14	12	.	3	1	4	.	.	.	.	.	1	2	2	1	2
531-533	7	3	.	.	.	.	.	.	.	.	.	.	2	.	1	.
571	3	2	.	.	.	.	.	.	.	.	.	1	.	1	.	.
Rem.																
520-579	13	8	.	.	.	.	.	.	.	.	.	1	2	1	3	1
580-629	17	12	.	.	.	.	.	.	1	.	.	.	2	6	2	1
630-676	1	.	.	.	.	.	.	.	.	.	.	.	.	.	.	.
680-739	1	.	.	.	.	.	.	.	.	.	.	.	.	.	.	.
741, 742-3	3	.	.	.	.	.	.	.	.	.	.	.	.	.	.	.
745-747	5	2	.	1	1	2	.	.	.	.	.	.	.	.	.	.
Rem.																
740-759	4	1	1	.	.	1	.	.	.	.	.	.	.	.	.	.
760-779	5	4	4	.	.	4	.	.	.	.	.	.	.	.	.	.
780-799	2	.	.	.	.	.	.	.	.	.	.	.	.	.	.	.
E810-E819	20	13	.	.	.	.	.	1	6	1	2	1	1	1	.	.
E880-E888	7	4	.	.	.	.	.	.	.	.	1	.	1	.	1	1
Rem.																
E800-E949	10	8	.	.	.	.	.	.	2	3	.	.	2	.	1	.
E950-E959	10	8	.	.	.	.	.	.	.	3	1	1	1	1	1	.
E960-E969	2	1	.	.	.	.	.	.	1	.	.	.	.	.	.	.
E970-E999	3	2	.	.	.	.	.	.	.	.	1	1	.	.	.	.

death at different age-periods, by sex, 1980.

FEMALES														
AGED														
All ages	under 4 wks.	1-5 mths.	6-11 mths.	Total under 1 yr.	1-4	5-14	15-24	25-34	35-44	45-54	55-64	65-74	75-84	85 and over
410	6	2	1	9	3	2	6	6	8	18	36	83	164	75
1	.	.	.	.	.	.	.	.	.	1	.	.	.	.
2	.	.	.	.	.	.	.	.	.	1	.	1	.	.
9	.	.	.	.	.	.	.	1	.	.	2	2	4	.
2	.	.	.	.	.	.	.	.	.	1	.	1	.	.
2	.	.	.	.	.	.	.	.	.	.	.	.	2	.
4	.	.	.	.	.	.	.	.	.	1	1	2	.	.
18	.	.	.	.	.	.	.	.	1	2	4	3	5	3
4	.	.	.	.	.	.	.	.	.	.	1	1	1	1
2	.	.	.	.	.	.	.	.	.	.	.	1	1	.
25	.	.	.	.	1	.	1	1	1	2	.	5	9	5
2	.	.	.	.	.	.	.	.	.	.	.	1	1	.
8	.	.	.	.	.	.	.	.	1	.	1	2	3	1
1	.	.	.	.	.	.	.	.	.	.	.	.	1	.
5	.	.	.	.	.	.	.	.	.	.	.	1	3	1
.	.	.	.	.	.	.	.	.	.	.	.	.	.	.
.	.	.	.	.	.	.	.	.	.	.	.	.	.	.
3	.	.	.	.	.	.	.	2	.	.	.	.	1	.
4	.	.	.	.	.	.	.	.	.	1	1	1	1	.
1	.	.	.	.	.	.	.	.	.	.	.	1	.	.
95	.	.	.	.	.	.	.	.	2	1	10	26	45	11
15	.	.	.	.	.	.	.	.	.	1	.	1	8	5
21	.	.	.	.	.	.	.	.	1	.	1	2	13	4
16	.	.	.	.	.	.	.	.	1	.	.	1	7	7
70	.	.	.	.	.	.	.	.	.	3	7	15	30	15
3	.	.	.	.	.	.	.	.	.	.	.	15	1	2
6	.	.	.	.	.	.	.	.	.	.	1	1	3	1
42	.	.	.	.	.	.	1	.	.	.	3	4	17	17
2	.	.	.	.	.	.	.	.	.	.	1	1	.	.
2	.	.	.	.	1	.	.	.	.	.	.	1	.	.
4	.	.	.	.	.	.	.	.	.	.	.	2	2	.
1	.	.	.	.	.	.	.	.	.	1	.	.	.	.
5	.	.	.	.	.	.	.	.	.	1	1	2	.	1
5	.	.	.	.	.	.	.	.	.	.	1	2	2	.
1	.	.	.	.	.	.	.	1	.	.	.	.	.	.
1	.	.	.	.	.	.	.	.	.	.	.	1	.	.
3	1	1	.	2	1	.	.	.	.	.	.	.	.	.
3	2	.	1	3	.	.	.	.	.	.	.	.	.	.
3	3	.	.	3	.	.	.	.	.	.	.	.	.	.
1	.	1	.	1	.	.	.	.	.	.	.	.	.	.
2	.	.	.	.	.	.	.	.	.	.	1	.	1	.
7	.	.	.	.	.	1	3	.	1	.	.	1	.	1
3	.	.	.	.	.	.	.	.	.	1	.	.	2	.
2	.	.	.	.	.	1	1	.	.	.	.	.	.	.
2	.	.	.	.	.	.	.	1	.	1	.	.	.	.
1	.	.	.	.	.	.	.	.	.	.	.	1	1	.
1	.	.	.	.	.	.	.	.	.	.	.	.	.	.

# ABSTRACT 25. North Down District: Causes of

Detailed list number	Total M. and F.	MALES														
		AGED														
		All ages	under 4 wks.	1-5 mths.	6-11 mths.	Total under 1 yr.	1-4	5-14	15-24	25-34	35-44	45-54	55-64	65-74	75-85	85 and over
	769	346	6	2	1	9	1	2	4	9	4	17	54	106	108	32
001-139	.	.	.	.	.	.	.	.	.	.	.	.	.	.	.	.
151	17	8	.	.	.	.	.	.	.	.	1	.	.	3	4	.
153	22	11	.	.	.	.	.	.	.	.	.	2	1	3	3	2
154	4	.	.	.	.	.	.	.	.	.	.	.	.	.	.	.
157	6	1	.	.	.	.	.	.	.	.	.	.	.	1	.	.
162	24	18	.	.	.	.	.	.	.	.	.	.	4	7	6	1
174	14	.	.	.	.	.	.	.	.	.	.	.	.	.	.	.
180	5	.	.	.	.	.	.	.	.	.	.	.	.	.	.	.
183	4	.	.	.	.	.	.	.	.	.	.	.	.	.	.	.
185	4	4	.	.	.	.	.	.	.	.	.	.	.	.	4	.
204-208	2	1	.	.	.	.	.	.	.	.	.	.	.	1	.	.
Rem.																
140-208	37	14	.	.	.	.	.	.	.	.	1	.	5	6	2	.
210-239	3	1	.	.	.	.	.	.	.	.	.	.	.	.	1	.
250	5	2	.	.	.	.	.	.	.	.	.	.	.	.	1	1
Rem.																
240-279	3	1	.	.	.	.	.	.	.	.	.	.	.	.	1	.
280-289	4	2	.	.	.	.	.	.	.	.	.	.	1	.	1	.
290-319	.	.	.	.	.	.	.	.	.	.	.	.	.	.	.	.
340	3	3	.	.	.	.	.	.	.	.	.	1	.	2	.	.
Rem.																
320-389	5	2	.	.	.	.	.	.	.	1	.	.	.	1	.	.
390-392	.	.	.	.	.	.	.	.	.	.	.	.	.	.	.	.
393-398	3	.	.	.	.	.	.	.	.	.	.	.	.	.	.	.
402, 404	3	.	.	.	.	.	.	.	.	.	.	.	.	.	.	.
401, 403, 405	6	4	.	.	.	.	.	.	.	.	.	1	2	1	.	.
410	140	83	.	.	.	.	.	.	.	.	1	5	19	33	20	5
411-414	56	30	.	.	.	.	.	.	.	.	.	2	6	14	6	2
428	36	16	.	.	.	.	.	.	.	.	.	.	4	5	6	1
Rem.																
415-429	30	10	.	.	.	.	.	.	.	.	.	.	1	4	5	.
430-438	125	44	.	.	.	.	.	1	.	.	.	2	3	12	20	6
440	6	1	.	.	.	.	.	.	.	.	.	.	.	.	1	.
Rem.																
440-459	7	4	.	.	.	.	.	.	.	.	.	.	1	.	2	1
480-486	69	29	.	.	.	.	.	.	.	.	1	1	2	3	13	9
487	.	.	.	.	.	.	.	.	.	.	.	.	.	.	.	.
490-493	14	10	.	.	.	.	.	.	.	.	.	1	2	3	2	2
Rem.																
460-519	16	8	1	2	1	4	.	.	.	1	.	.	.	1	1	1
531-533	8	4	.	.	.	.	.	.	.	.	.	.	.	.	3	1
571	3	1	.	.	.	.	.	.	.	.	.	.	.	1	.	.
Rem.																
520-579	20	4	.	.	.	.	.	.	.	.	.	.	1	1	2	.
580-629	5	2	.	.	.	.	.	.	.	.	.	.	.	2	.	.
630-676	1	.	.	.	.	.	.	.	.	.	.	.	.	.	.	.
680-639	.	.	.	.	.	.	.	.	.	.	.	.	.	.	.	.
741, 742, 3	.	.	.	.	.	.	.	.	.	.	.	.	.	.	.	.
745-747	2	1	1	.	.	1	.	.	.	.	.	.	.	.	.	.
Rem.																
740-759	5	3	2	.	.	2	1	.	.	.	.	.	.	.	.	.
760-779	5	2	2	.	.	2	.	.	.	.	.	.	.	.	.	.
780-399	.	.	.	.	.	.	.	.	.	.	.	.	.	.	.	.
E810-E819	13	10	.	.	.	.	.	1	3	3	.	.	2	.	1	.
E880-E888	15	2	.	.	.	.	.	.	.	.	.	.	.	.	2	.
Rem.																
E800-E949	9	5	.	.	.	.	.	.	.	3	.	1	.	1	.	.
E950-E959	6	1	.	.	.	.	.	.	.	.	.	1	.	.	.	.
E960-E969	2	2	.	.	.	.	.	.	.	1	.	.	.	.	1	.
E970-E999	2	2	.	.	.	.	.	.	1	.	.	.	.	1	.	.



death at different age-periods, by sex, 1980.

FEMALES														
AGED														
All ages	under 4 wks.	1-5 mths.	6-11 mths.	Total under 1 yr.	1-4	5-14	15-24	25-34	35-44	45-54	55-64	65-74	75-84	85 and over
423	4	2	.	6	1	2	1	5	8	15	36	102	140	107
.	.	.	.	.	.	.	.	.	.	.	1	5	1	2
9	.	.	.	.	.	.	.	.	.	.	3	1	2	5
11	.	.	.	.	.	.	.	.	.	.	1	1	2	1
4	.	.	.	.	.	.	.	.	.	1	1	1	1	1
5	.	.	.	.	.	.	.	.	.	1	1	1	1	1
6	.	.	.	.	.	.	.	.	.	1	3	1	1	1
14	.	.	.	.	.	.	.	.	.	2	3	5	3	1
5	.	.	.	.	.	.	.	1	.	.	2	3	.	.
4	.	.	.	.	.	.	.	.	.	.	1	2	.	.
1	.	.	.	.	.	.	.	.	.	.	.	1	.	.
23	.	.	.	.	.	1	.	.	2	3	1	6	9	1
2	.	.	.	.	.	.	.	.	.	.	.	1	1	1
3	.	.	.	.	.	.	.	.	.	.	.	.	2	1
2	.	.	.	.	.	.	.	.	.	.	.	.	1	1
2	.	.	.	.	.	.	.	.	.	.	.	1	1	.
.	.	.	.	.	.	.	.	.	.	.	.	.	.	.
3	.	.	.	.	.	1	.	.	.	1	.	1	.	.
.	.	.	.	.	.	.	.	.	.	.	.	.	.	1
3	.	.	.	.	.	.	.	.	.	.	.	2	.	.
3	.	.	.	.	.	.	.	.	.	.	.	3	.	.
2	.	.	.	.	.	.	.	.	.	.	1	5	1	9
57	.	.	.	.	.	.	.	.	1	1	5	16	25	9
26	.	.	.	.	.	.	.	.	1	1	1	4	9	11
20	.	.	.	.	.	.	.	.	.	1	1	2	6	10
20	.	.	.	.	.	.	.	.	.	.	1	7	7	5
81	.	.	.	.	.	.	.	.	.	.	5	18	32	26
5	.	.	.	.	.	.	.	.	.	.	.	.	4	1
3	.	.	.	.	.	.	.	.	.	.	1	.	1	1
40	.	.	.	.	.	.	.	.	.	.	1	8	19	12
.	.	.	.	.	.	.	.	.	.	.	.	.	.	.
4	.	.	.	.	.	.	.	.	.	.	1	2	.	1
8	.	2	.	2	.	.	.	.	.	.	1	2	2	1
4	.	.	.	.	.	.	.	.	.	.	.	.	3	1
2	.	.	.	.	.	.	.	.	.	1	1	.	.	.
16	.	.	.	.	.	.	.	.	1	1	1	5	1	7
3	.	.	.	.	.	.	.	.	.	.	.	1	1	1
1	.	.	.	.	.	.	.	1	.	.	.	.	.	.
.	.	.	.	.	.	.	.	.	.	.	.	.	.	.
1	.	.	.	.	1	.	.	.	.	.	.	.	.	.
2	1	.	.	1	.	.	.	.	1	.	.	.	.	.
3	3	.	.	3	.	.	.	.	.	.	.	.	.	.
.	.	.	.	.	.	.	.	.	.	.	.	.	.	.
3	.	.	.	.	.	.	1	.	.	.	.	1	1	7
13	.	.	.	.	.	.	.	.	.	1	.	1	4	7
4	.	.	.	.	.	.	.	.	.	1	1	1	.	1
5	.	.	.	.	.	.	.	3	2	.	.	.	.	.
.	.	.	.	.	.	.	.	.	.	.	.	.	.	.
.	.	.	.	.	.	.	.	.	.	.	.	.	.	.

# ABSTRACT 25. Antrim District: Causes of

Detailed list number	Total M. and F.	MALES														
		AGED														
		All ages	under 4 wks.	1-5 mths.	6-11 mths.	Total under 1 yr.	1-4	5-14	15-24	25-34	35-44	45-54	55-64	65-74	75-85	85 and over
	815	172	3	2	2	7	.	.	2	7	5	12	31	45	51	12
001-139	2	2	.	1	.	1	.	.	.	.	.	.	1	.	.	.
151	3	.	.	.	.	.	.	.	.	.	.	.	.	.	.	.
153	2	2	.	.	.	.	.	.	.	.	.	.	.	.	2	.
154	2	2	.	.	.	.	.	.	.	.	.	1	.	1	1	1
157	2	2	.	.	.	.	.	.	.	.	.	.	.	.	1	.
162	8	6	.	.	.	.	.	.	.	.	.	.	1	2	2	1
174	10	.	.	.	.	.	.	.	.	.	.	.	.	.	.	.
180	.	.	.	.	.	.	.	.	.	.	.	.	.	.	.	.
183	3	.	.	.	.	.	.	.	.	.	.	.	.	.	.	.
185	1	1	.	.	.	.	.	.	.	.	.	.	.	.	.	.
204-208	3	1	.	.	.	.	.	.	.	.	.	.	1	.	.	1
Rem.	.	.	.	.	.	.	.	.	.	.	.	.	.	.	.	.
140-208	16	7	.	.	.	.	.	.	.	.	.	.	2	2	3	.
210-239	2	1	.	.	.	.	.	.	.	.	.	.	.	1	.	.
250	5	2	.	.	.	.	.	.	.	.	1	.	1	.	.	.
Rem.	.	.	.	.	.	.	.	.	.	.	.	.	.	.	.	.
240-279	1	.	.	.	.	.	.	.	.	.	.	.	.	.	.	.
280-289	1	1	.	.	.	.	.	.	.	.	.	.	.	.	.	1
290-319	.	.	.	.	.	.	.	.	.	.	.	.	.	.	.	.
340	1	1	.	.	.	.	.	.	.	.	.	1	.	.	.	.
Rem.	.	.	.	.	.	.	.	.	.	.	.	.	.	.	.	.
320-389	6	4	.	.	.	.	.	.	.	.	.	1	2	.	1	.
390-392	.	.	.	.	.	.	.	.	.	.	.	.	.	.	.	.
393-398	2	1	.	.	.	.	.	.	.	.	.	.	.	.	1	.
402, 404	.	.	.	.	.	.	.	.	.	.	.	.	.	.	.	.
401, 403, 405	1	1	.	.	.	.	.	.	.	.	.	.	1	.	.	.
410	78	53	.	.	.	.	.	.	.	.	.	6	14	20	10	3
411-414	17	10	.	.	.	.	.	.	.	.	.	1	1	5	2	.
428	4	3	.	.	.	.	.	.	.	.	.	.	.	1	2	.
Rem.	.	.	.	.	.	.	.	.	.	.	.	.	.	.	.	.
415-429	12	5	.	.	.	.	.	.	.	.	1	.	.	2	.	2
430-348	51	23	.	.	.	.	.	.	.	3	.	1	3	4	10	2
440	5	2	.	.	.	.	.	.	.	.	.	.	.	.	2	.
Rem.	.	.	.	.	.	.	.	.	.	.	.	.	.	.	.	.
440-459	3	3	.	.	.	.	.	.	.	.	.	.	1	.	2	.
480-486	17	8	.	.	.	.	.	.	.	1	.	.	.	2	4	1
487	4	3	.	.	.	.	.	.	.	.	.	.	.	1	2	.
490-493	3	3	.	.	.	.	.	.	.	.	.	.	1	1	1	.
Rem.	.	.	.	.	.	.	.	.	.	.	.	.	.	.	.	.
460-519	12	7	.	1	1	2	.	.	.	.	.	.	.	1	4	.
531-533	.	.	.	.	.	.	.	.	.	.	.	.	.	.	.	.
571	2	.	.	.	.	.	.	.	.	.	.	.	.	.	.	.
Rem.	.	.	.	.	.	.	.	.	.	.	.	.	.	.	.	.
520-579	3	1	.	.	.	.	.	.	.	.	.	.	.	1	.	.
580-629	3	.	.	.	.	.	.	.	.	.	.	.	.	.	.	.
630-676	.	.	.	.	.	.	.	.	.	.	.	.	.	.	.	.
680-639	.	.	.	.	.	.	.	.	.	.	.	.	.	.	.	.
741, 742-3	1	1	1	.	.	1	.	.	.	.	.	.	.	.	.	.
745-747	2	1	1	.	.	1	.	.	.	.	.	.	.	.	.	.
Rem.	.	.	.	.	.	.	.	.	.	.	.	.	.	.	.	.
740-759	3	1	.	.	1	1	.	.	.	.	.	.	.	.	.	.
760-779	3	1	1	.	.	1	.	.	.	.	.	.	.	.	.	.
780-799	1	.	.	.	.	.	.	.	.	.	.	.	.	.	.	.
E810-E819	7	4	.	.	.	.	.	.	1	1	.	1	.	1	.	.
E880-E888	4	2	.	.	.	.	.	.	.	.	.	.	.	.	2	.
Rem.	.	.	.	.	.	.	.	.	.	.	.	.	.	.	.	.
E800-E949	2	1	.	.	.	.	.	.	.	1	.	.	.	.	.	.
E950-E959	4	4	.	.	.	.	.	.	.	1	2	.	1	.	.	.
E960-E969	.	.	.	.	.	.	.	.	.	.	.	.	.	.	.	.
E970-E999	3	2	.	.	.	.	.	.	1	.	.	.	1	.	.	.

death at different age-periods, by sex, 1980.

FEMALES														
All ages	AGED													
	under 4 wks.	1-5 mths.	6-11 mths.	Total under 1 yr.	1-4	5-14	15-24	25-34	35-44	45-54	55-64	65-74	75-84	85 and over
143	4	1	1	6	2	1	1	2	3	11	13	35	47	22
.	.	.	.	.	.	.	.	.	.	.	.	.	.	.
3	.	.	.	.	.	.	.	.	.	.	.	1	1	1
.	.	.	.	.	.	.	.	.	.	.	.	.	.	.
.	.	.	.	.	.	.	.	.	.	.	.	.	.	.
2	.	.	.	.	.	.	.	.	.	1	.	1	.	.
10	.	.	.	.	.	.	.	.	1	3	2	3	1	.
3	.	.	.	.	.	.	.	.	.	1	.	2	.	.
2	.	.	.	.	.	.	.	.	.	.	.	1	1	.
9	.	.	.	.	.	.	.	.	.	.	1	5	2	1
1	.	.	.	.	.	.	.	.	.	.	.	1	1	.
3	.	.	.	.	.	.	.	.	.	.	.	2	.	.
1	.	.	.	.	.	.	.	.	.	.	.	1	.	.
.	.	.	.	.	.	.	.	.	.	.	.	.	.	.
.	.	.	.	.	.	.	.	.	.	.	.	.	.	.
2	.	.	.	.	.	1	.	.	.	.	.	.	1	.
1	.	.	.	.	.	.	.	.	.	.	.	1	.	.
.	.	.	.	.	.	.	.	.	.	.	.	.	.	.
25	.	.	.	.	.	.	.	.	.	1	4	5	11	4
7	.	.	.	.	.	.	.	.	.	1	.	1	3	2
1	.	.	.	.	.	.	.	.	.	.	.	1	.	.
7	.	.	.	.	.	.	.	.	.	.	2	1	1	3
28	.	.	.	.	.	.	.	.	.	1	2	6	13	6
3	.	.	.	.	.	.	.	.	.	.	.	2	.	1
.	.	.	.	.	.	.	.	.	.	.	.	.	.	.
9	.	.	.	.	1	.	.	.	.	.	1	1	4	2
1	.	.	.	.	.	.	.	.	.	.	.	.	.	1
.	.	.	.	.	.	.	.	.	.	.	.	.	.	.
5	.	1	1	2	1	.	.	.	.	.	.	.	2	.
2	.	.	.	.	.	.	.	.	.	.	1	.	1	.
2	.	.	.	.	.	.	.	.	.	.	.	.	1	1
3	.	.	.	.	.	.	.	.	1	.	.	.	2	.
.	.	.	.	.	.	.	.	.	.	.	.	.	.	.
.	.	.	.	.	.	.	.	.	.	.	.	.	.	.
1	.	.	.	.	.	.	.	.	.	1	.	.	.	.
2	2	.	.	2	.	.	.	.	.	.	.	.	.	.
2	2	.	.	2	.	.	.	.	.	.	.	.	.	.
1	.	.	.	.	.	.	.	2	1	1	.	.	.	.
3	.	.	.	.	.	.	.	.	.	.	.	.	2	.
2	.	.	.	.	.	.	.	.	.	.	.	.	.	.
1	.	.	.	.	.	.	.	.	.	1	.	.	.	.
.	.	.	.	.	.	.	.	.	.	.	.	.	.	.
1	.	.	.	.	.	.	1	.	.	.	.	.	.	.

# ABSTRACT 25. Ballymena District: Causes of

Detailed list number	Total M. and F.	MALES														
		AGED														
		All ages	under 4 wks.	1-5 mths	6-11 mths.	Total under 1 yr.	1-4	5-14	15-24	25-34	35-44	45-54	55-64	65-74	75-85	85 and over
	616	340	7	6	1	14	.	3	6	8	3	19	51	101	97	38
001-139	2	2	.	.	.	.	.	.	.	.	.	.	1	1	.	.
151	10	6	.	.	.	.	.	.	.	.	.	.	3	2	1	.
153	11	3	.	.	.	.	.	.	.	.	.	.	1	2	.	.
154	3	1	.	.	.	.	.	.	.	.	.	.	.	1	.	.
157	6	3	.	.	.	.	.	.	.	.	.	.	1	.	1	1
162	19	17	.	.	.	.	.	.	.	.	.	3	4	7	2	1
174	10	.	.	.	.	.	.	.	.	.	.	.	.	.	.	.
180	1	.	.	.	.	.	.	.	.	.	.	.	.	.	.	.
183	4	.	.	.	.	.	.	.	.	.	.	.	.	.	.	.
185	9	9	.	.	.	.	.	.	.	.	.	.	.	.	.	.
204-208	3	1	.	.	.	.	.	.	.	.	.	.	1	2	4	2
Rem.																
140-208	25	16	.	.	.	.	.	.	.	.	.	1	4	8	3	.
210-239	3	1	.	.	1	1	.	.	.	.	.	.	.	.	.	.
240	2	1	.	.	.	.	.	.	.	.	.	.	.	1	.	.
Rem.																
240-279	.	.	.	.	.	.	.	.	.	.	.	.	.	.	.	.
280-289	3	2	.	.	.	.	.	.	1	.	.	.	.	.	1	.
290-319	3	2	.	.	.	.	.	.	.	.	.	.	1	.	.	1
350	1	.	.	.	.	.	.	.	.	.	.	.	.	.	.	.
Rem.																
320-389	9	4	.	.	.	.	.	.	.	1	.	.	.	.	3	.
390-392	.	.	.	.	.	.	.	.	.	.	.	.	.	.	.	.
393-398	3	2	.	.	.	.	.	.	.	.	.	.	1	.	1	.
402, 404	5	3	.	.	.	.	.	.	.	.	.	2	.	.	.	1
401, 403, 405	1	.	.	.	.	.	.	.	.	.	.	.	.	.	.	.
410	152	88	.	.	.	.	.	.	.	.	.	4	17	31	28	8
411-414	31	23	.	.	.	.	.	.	.	.	.	2	2	8	8	3
428	26	16	.	.	.	.	.	.	.	.	.	1	2	3	8	2
Rem.																
415-429	23	11	1	.	.	1	.	.	.	.	.	.	2	4	3	1
430-438	96	40	.	.	.	.	.	.	.	.	.	1	4	13	14	8
440	9	3	.	.	.	.	.	.	.	.	.	.	.	1	1	1
Rem.																
440-459	6	4	.	.	.	.	.	.	.	.	.	.	.	3	1	.
480-486	32	20	.	1	.	1	.	.	.	.	.	.	.	5	9	5
487	.	.	.	.	.	.	.	.	.	.	.	.	.	.	.	.
490-493	10	6	.	.	.	.	.	.	.	.	.	1	1	.	3	1
Rem.																
460-519	14	7	.	1	.	1	.	.	.	.	1	.	2	2	1	.
531-533	4	2	.	.	.	.	.	.	.	.	.	.	1	1	.	.
571	2	.	.	.	.	.	.	.	.	.	.	.	.	.	.	.
Rem.																
520-579	13	7	.	.	.	.	.	.	.	.	.	.	.	1	4	2
580-629	5	3	.	.	.	.	.	.	.	.	.	.	.	2	.	1
630-676	.	.	.	.	.	.	.	.	.	.	.	.	.	.	.	.
680-739	2	1	.	.	.	.	.	.	.	.	.	.	.	1	.	.
741, 742, 3	1	.	.	.	.	.	.	.	.	.	.	.	.	.	.	.
745-747	5	4	1	.	.	1	.	1	1	1	.	.	.	.	.	.
Rem.																
740-759	6	3	1	2	.	3	.	.	.	.	.	.	.	.	.	.
760-779	8	5	4	1	.	5	.	.	.	.	.	.	.	.	.	.
780-799	1	.	.	.	.	.	.	.	.	.	.	.	.	.	.	.
E810-E819	15	10	.	.	.	.	.	1	3	2	1	2	.	1	.	.
E880-E888	5	1	.	1	.	1	.	.	.	.	.	.	.	.	.	.
Rem.																
E800-E949	16	13	.	.	.	.	.	1	2	2	1	2	3	1	.	1
E950-E959	2	1	.	.	.	.	.	.	.	1	.	.	.	.	.	.
E960-E969	.	.	.	.	.	.	.	.	.	.	.	.	.	.	.	.
E970-E999	.	.	.	.	.	.	.	.	.	.	.	.	.	.	.	.

\* This table includes 1 death where external factors played a part in causing death but the underlying cause of death was not classified into the category—"injury and poisoning".

death by different age-periods, by sex, 1980.

FEMALES														
AGED														
All ages	under 4 wks.	1-5 mths.	6-11 mths.	Total under 1 yr.	1-4	5-14	15-24	25-34	35-44	45-54	55-64	65-74	75-84	85 and over
276	5	1	1	7	1	3	3	2	3	7	34	67	90	59
.	.	.	.	.	.	.	.	.	.	.	.	.	.	.
4	.	.	.	.	.	.	.	.	.	.	1	1	1	1
8	.	.	.	.	.	.	.	.	.	1	1	3	1	2
2	.	.	.	.	.	.	.	.	.	1	.	2	1	.
3	.	.	.	.	.	.	.	.	.	.	.	1	1	.
2	.	.	.	.	.	.	.	.	.	.	2	1	1	.
10	.	.	.	.	.	.	.	.	.	.	6	1	1	2
1	.	.	.	.	.	.	.	.	.	.	.	1	.	.
4	.	.	.	.	.	.	.	.	1	.	.	3	.	.
2	.	.	.	.	.	.	.	.	.	.	1	1	.	.
9	.	.	.	.	.	.	.	.	.	.	1	3	4	1
2	.	.	.	.	.	.	.	.	.	.	.	2	.	.
1	.	.	.	.	.	.	.	.	.	.	.	1	.	.
.	.	.	.	.	.	.	.	.	.	.	.	.	.	.
1	.	.	.	.	.	.	.	.	.	.	.	1	1	.
1	.	.	.	.	.	.	.	.	.	.	.	1	.	.
1	.	.	.	.	.	.	.	.	.	.	.	1	.	.
5	.	.	.	.	.	.	1	.	1	.	1	1	1	.
1	.	.	.	.	.	.	.	.	.	.	.	1	.	.
2	.	.	.	.	.	.	.	.	.	.	.	1	1	.
1	.	.	.	.	.	.	.	.	.	.	1	1	1	.
64	.	.	.	.	.	.	.	.	.	1	8	18	25	12
8	.	.	.	.	.	.	.	.	.	.	.	2	3	3
10	.	.	.	.	.	.	.	.	.	.	2	.	6	2
12	.	.	.	.	.	.	.	.	1	.	3	1	5	2
56	.	.	.	.	.	.	.	.	.	2	4	10	24	16
6	.	.	.	.	.	.	.	.	.	.	.	.	.	6
2	.	.	.	.	.	.	.	.	.	.	.	.	1	1
12	.	.	.	.	.	.	.	.	.	.	.	3	3	6
4	.	.	.	.	.	.	.	.	.	1	.	2	1	.
7	.	.	.	.	.	.	.	.	.	.	1	3	1	2
2	.	.	.	.	.	.	.	.	.	.	1	1	1	1
2	.	.	.	.	.	.	.	.	.	.	.	.	.	.
6	.	.	.	.	.	.	.	.	.	.	.	2	3	1
2	.	.	.	.	.	.	.	.	.	1	1	.	.	.
1	.	.	.	.	.	.	.	.	.	.	.	.	1	.
1	1	.	.	1	1	.	.	.	.	.	.	.	.	.
1	.	.	1	.	.	.	.	.	.	.	.	.	.	.
3	2	.	.	2	1	.	.	.	.	.	.	.	.	.
3	2	1	.	3	.	.	1	.	.	.	.	.	.	.
1	.	.	.	.	.	3	1	.	.	.	.	1	4	.
5	.	.	.	.	.	.	.	.	.	.	.	.	.	.
4	.	.	.	.	.	.	.	.	.	.	.	.	.	.
3	.	.	.	.	.	.	.	1	.	.	.	1	.	1
1	.	.	.	.	.	.	.	.	.	.	.	.	.	.
.	.	.	.	.	.	.	.	.	.	.	.	.	.	.
.	.	.	.	.	.	.	.	.	.	.	.	.	.	.

# ABSTRACT 25. Ballymoney District: Causes of

Detailed list number	Total M. and F.	MALES														
		AGED														
		All ages	under 4 wks.	1-5 mths.	6-11 mths.	Total under 1 yr.	1-4	5-14	15-24	25-34	35-44	45-54	55-64	65-74	75-85	85 and over
	221	131	3	2	1	6	1	.	3	1	3	7	17	37	42	14
001-139	.	.	.	.	.	.	.	.	.	.	.	.	.	.	.	.
151	4	2	.	.	.	.	.	.	.	.	.	.	.	.	.	.
153	3	2	.	.	.	.	.	.	.	.	.	.	.	.	.	.
154	1	.	.	.	.	.	.	.	.	.	.	.	.	.	.	.
157	4	3	.	.	.	.	.	.	.	.	.	.	.	.	.	.
162	4	2	.	.	.	.	.	.	.	.	1	.	1	.	.	.
174	5	.	.	.	.	.	.	.	.	.	.	.	2	.	.	.
180	.	.	.	.	.	.	.	.	.	.	.	.	.	.	.	.
183	2	.	.	.	.	.	.	.	.	.	.	.	.	.	.	.
185	5	5	.	.	.	.	.	.	.	.	.	.	.	.	.	.
204-208	1	1	.	.	.	.	.	.	.	.	.	.	.	.	1	1
Rem.	.	.	.	.	.	.	.	.	.	.	.	.	.	.	.	.
140-208	8	3	.	.	.	.	.	.	.	.	.	2	.	.	.	1
210-239	1	1	.	.	.	.	.	.	.	.	.	.	1	.	.	.
250	2	1	.	.	.	.	.	.	.	.	.	1	.	.	.	.
Rem.	.	.	.	.	.	.	.	.	.	.	.	.	.	.	.	.
240-279	2	2	.	.	.	.	.	.	.	.	.	.	.	2	.	.
280-289	.	.	.	.	.	.	.	.	.	.	.	.	.	.	.	.
290-319	.	.	.	.	.	.	.	.	.	.	.	.	.	.	.	.
340	1	.	.	.	.	.	.	.	.	.	.	.	.	.	.	.
Rem.	.	.	.	.	.	.	.	.	.	.	.	.	.	.	.	.
320-389	4	3	.	1	.	1	1	.	.	.	.	.	.	.	1	.
390-392	1	.	.	.	.	.	.	.	.	.	.	.	.	.	.	.
393-398	1	.	.	.	.	.	.	.	.	.	.	.	.	.	.	.
402, 404	6	3	.	.	.	.	.	.	.	.	.	.	.	1	1	1
401, 403, 405	2	1	.	.	.	.	.	.	.	.	.	.	.	.	1	.
410	56	41	.	.	.	.	.	.	.	.	1	3	10	16	11	2
411-414	11	5	.	.	.	.	.	.	.	.	.	.	.	2	1	1
428	12	9	.	.	.	.	.	.	.	.	.	.	.	4	4	1
Rem.	.	.	.	.	.	.	.	.	.	.	.	.	.	.	.	.
415-429	4	2	.	.	.	.	.	.	.	.	.	.	.	.	2	2
430-438	28	13	.	.	.	.	.	.	.	.	.	1	.	4	6	3
440	9	4	.	.	.	.	.	.	.	.	.	.	.	.	3	1
Rem.	.	.	.	.	.	.	.	.	.	.	.	.	.	.	.	.
440-459	3	2	.	.	.	.	.	.	.	.	.	.	1	.	.	1
480-486	6	2	.	.	.	.	.	.	.	.	.	.	.	.	1	1
487	.	.	.	.	.	.	.	.	.	.	.	.	.	.	.	.
490-493	5	4	.	.	.	.	.	.	.	.	.	.	1	1	1	1
Rem.	.	.	.	.	.	.	.	.	.	.	.	.	.	.	.	.
460-519	4	3	.	.	.	.	.	.	.	.	.	.	.	1	2	.
531-533	.	.	.	.	.	.	.	.	.	.	.	.	.	.	.	.
571	1	.	.	.	.	.	.	.	.	.	.	.	.	.	.	.
Rem.	.	.	.	.	.	.	.	.	.	.	.	.	.	.	.	.
520-579	4	3	.	.	.	.	.	.	.	.	.	.	.	2	1	.
580-629	4	2	.	.	.	.	.	.	.	.	.	.	.	.	.	2
630-676	.	.	.	.	.	.	.	.	.	.	.	.	.	.	.	.
680-739	1	1	.	.	.	.	.	.	.	.	.	.	.	1	.	.
741, 742-3	1	1	.	1	.	1	.	.	.	.	.	.	.	.	.	.
745-747	1	.	.	.	.	.	.	.	.	.	.	.	.	.	.	.
Rem.	.	.	.	.	.	.	.	.	.	.	.	.	.	.	.	.
740-759	.	.	.	.	.	.	.	.	.	.	.	.	.	.	.	.
760-779	5	3	3	.	.	3	.	.	.	.	.	.	.	.	.	.
780-799	.	.	.	.	.	.	.	.	.	.	.	.	.	.	.	.
E810-E819	6	6	.	.	.	.	.	.	3	1	1	.	1	.	.	.
E880-E888	1	.	.	.	.	.	.	.	.	.	.	.	.	.	.	.
E800-E949	1	1	.	.	1	1	.	.	.	.	.	.	.	.	.	.
Rem.	.	.	.	.	.	.	.	.	.	.	.	.	.	.	.	.
E950-E959	.	.	.	.	.	.	.	.	.	.	.	.	.	.	.	.
E960-E969	.	.	.	.	.	.	.	.	.	.	.	.	.	.	.	.
E970-E999	1	.	.	.	.	.	.	.	.	.	.	.	.	.	.	.

death at different age-periods, by sex, 1980.

FEMALES														
AGED														
All ages	under 4 wks.	1-5 mths.	6-11 mths.	Total under 1 yr.	1-4	5-14	15-24	25-34	35-44	45-54	55-64	65-74	75-84	85 and over
90	2	.	.	2	.	.	1	1	2	4	12	26	27	15
.	.	.	.	.	.	.	.	.	.	.	1	1	.	.
2	.	.	.	.	.	.	.	.	.	.	.	.	1	.
1	.	.	.	.	.	.	.	.	.	.	.	1	.	.
1	.	.	.	.	.	.	.	.	.	.	.	.	.	1
1	.	.	.	.	.	.	.	.	.	.	.	.	.	.
2	.	.	.	.	.	.	.	.	.	.	1	1	.	1
5	.	.	.	.	.	.	.	.	1	.	1	2	.	.
.	.	.	.	.	.	.	.	.	.	.	.	.	.	.
2	.	.	.	.	.	.	.	1	.	.	1	.	.	.
.	.	.	.	.	.	.	.	.	.	.	.	.	.	.
.	.	.	.	.	.	.	.	.	.	.	.	.	.	.
5	.	.	.	.	.	.	.	.	1	.	2	1	1	.
1	.	.	.	.	.	.	.	.	.	.	.	1	.	.
.	.	.	.	.	.	.	.	.	.	.	.	.	.	.
.	.	.	.	.	.	.	.	.	.	.	.	.	.	.
1	.	.	.	.	.	.	.	.	.	.	1	.	.	.
1	.	.	.	.	.	.	.	.	.	.	.	1	.	1
1	.	.	.	.	.	.	.	.	.	.	.	.	.	.
3	.	.	.	.	.	.	.	.	.	.	1	2	1	.
1	.	.	.	.	.	.	.	.	.	.	.	.	.	1
15	.	.	.	.	.	.	.	.	.	2	1	5	6	1
6	.	.	.	.	.	.	.	.	.	.	1	4	1	3
3	.	.	.	.	.	.	.	.	.	.	.	.	.	.
2	.	.	.	.	.	.	.	.	.	.	.	1	.	1
15	.	.	.	.	.	.	.	.	.	1	.	4	7	3
5	.	.	.	.	.	.	.	.	.	.	.	1	4	.
1	.	.	.	.	.	.	.	.	.	.	.	.	1	2
4	.	.	.	.	.	.	.	.	.	.	1	.	.	.
.	.	.	.	.	.	.	.	.	.	.	.	.	.	.
1	.	.	.	.	.	.	.	.	.	.	.	1	.	.
1	.	.	.	.	.	.	.	.	.	.	.	.	.	.
1	.	.	.	.	.	.	.	.	.	.	.	.	1	.
1	.	.	.	.	.	.	.	.	.	.	1	.	.	.
1	.	.	.	.	.	.	.	.	.	.	.	.	.	.
2	.	.	.	.	.	.	.	.	.	.	.	.	1	.
.	.	.	.	.	.	.	.	.	.	.	.	.	.	.
.	.	.	.	.	.	.	.	.	.	.	.	.	.	.
1	.	.	.	.	.	.	.	.	.	.	.	.	.	.
2	2	.	.	2	.	.	.	.	.	.	.	.	.	.
.	.	.	.	.	.	.	.	.	.	.	.	.	.	.
1	.	.	.	.	.	.	.	.	.	.	.	.	.	1
.	.	.	.	.	.	.	.	.	.	.	.	.	.	.
.	.	.	.	.	.	.	.	.	.	.	.	.	.	.
1	.	.	.	.	.	.	.	.	.	1	.	.	.	.

# ABSTRACT 25. Carrickfergus District: Causes of

Detailed list number	Total M. and F.	MALES														
		AGED														
		All ages	under 4 wks.	1-5 mths.	6-11 mths.	Total under 1 yr.	1-4	5-14	15-24	25-34	35-44	45-54	55-64	65-74	75-85	85 and over
	262	124	1	.	.	1	1	1	3	2	2	8	21	39	36	10
001-139	3	2	.	.	.	.	.	.	1	.	.	.	.	1	.	.
151	1	1	.	.	.	.	.	.	.	.	.	.	1	.	.	.
153	2	2	.	.	.	.	.	.	.	.	.	.	.	1	.	.
154	3	2	.	.	.	.	.	.	.	.	.	.	.	2	.	.
157	1	.	.	.	.	.	.	.	.	.	.	.	.	.	.	.
162	9	8	.	.	.	.	.	.	.	1	.	.	1	3	3	.
174	3	.	.	.	.	.	.	.	.	.	.	.	.	.	.	.
180	.	.	.	.	.	.	.	.	.	.	.	.	.	.	.	.
183	1	.	.	.	.	.	.	.	.	.	.	.	.	.	.	.
185	.	.	.	.	.	.	.	.	.	.	.	.	.	.	.	.
204-208	4	3	.	.	.	.	.	1	.	.	.	1	1	.	.	.
Rem.	.	.	.	.	.	.	.	.	.	.	.	.	.	.	.	.
140-208	14	7	.	.	.	.	1	.	.	.	.	.	.	2	4	.
210-239	1	1	.	.	.	.	.	.	.	.	.	.	.	.	1	.
250	2	.	.	.	.	.	.	.	.	.	.	.	.	.	.	.
Rem.	.	.	.	.	.	.	.	.	.	.	.	.	.	.	.	.
240-279	.	.	.	.	.	.	.	.	.	.	.	.	.	.	.	.
280-289	.	.	.	.	.	.	.	.	.	.	.	.	.	.	.	.
290-319	1	.	.	.	.	.	.	.	.	.	.	.	.	.	.	.
340	.	.	.	.	.	.	.	.	.	.	.	.	.	.	.	.
Rem.	.	.	.	.	.	.	.	.	.	.	.	.	.	.	.	.
320-389	2	.	.	.	.	.	.	.	.	.	.	.	.	.	.	.
390-392	.	.	.	.	.	.	.	.	.	.	.	.	.	.	.	.
393-398	.	.	.	.	.	.	.	.	.	.	.	.	.	.	.	.
402, 404	.	.	.	.	.	.	.	.	.	.	.	.	.	.	.	.
401, 403, 405	.	.	.	.	.	.	.	.	.	.	.	.	.	.	.	.
410	58	34	.	.	.	.	.	.	.	.	1	5	10	9	9	.
411-414	26	15	.	.	.	.	.	.	.	1	.	1	4	5	2	2
428	7	2	.	.	.	.	.	.	.	.	.	.	.	1	1	.
Rem.	.	.	.	.	.	.	.	.	.	.	.	.	.	.	.	.
415-429	3	1	.	.	.	.	.	.	.	.	.	.	.	1	.	.
430-438	39	14	.	.	.	.	.	.	.	.	.	.	3	2	6	3
440	3	2	.	.	.	.	.	.	.	.	.	.	.	.	2	.
Rem.	.	.	.	.	.	.	.	.	.	.	.	.	.	.	.	.
440-459	4	2	.	.	.	.	.	.	.	.	.	.	.	.	1	1
480-486	23	10	.	.	.	.	.	.	.	.	.	.	.	3	6	1
487	2	.	.	.	.	.	.	.	.	.	.	.	.	.	.	.
490-493	9	4	.	.	.	.	.	.	.	.	.	.	.	3	.	1
Rem.	.	.	.	.	.	.	.	.	.	.	.	.	.	.	.	.
460-519	7	2	.	.	.	.	.	.	.	.	.	.	.	1	.	1
531-533	2	1	.	.	.	.	.	.	.	.	.	.	1	1	.	.
571	2	2	.	.	.	.	.	.	.	.	.	1	.	1	.	.
Rem.	.	.	.	.	.	.	.	.	.	.	.	.	.	.	.	.
520-579	8	1	.	.	.	.	.	.	.	.	.	.	.	.	.	1
580-629	6	2	.	.	.	.	.	.	.	.	.	.	.	2	.	.
630-676	.	.	.	.	.	.	.	.	.	.	.	.	.	.	.	.
680-739	.	.	.	.	.	.	.	.	.	.	.	.	.	.	.	.
741, 742-3	2	.	.	.	.	.	.	.	.	.	.	.	.	.	.	.
745-747	.	.	.	.	.	.	.	.	.	.	.	.	.	.	.	.
Rem.	.	.	.	.	.	.	.	.	.	.	.	.	.	.	.	.
740-759	.	.	.	.	.	.	.	.	.	.	.	.	.	.	.	.
760-779	4	1	1	.	.	1	.	.	.	.	.	.	.	.	.	.
780-799	.	.	.	.	.	.	.	.	.	.	.	.	.	.	.	.
E810-E819	2	2	.	.	.	.	.	.	2	.	.	.	.	.	.	.
E880-E888	6	1	.	.	.	.	.	.	.	.	.	.	.	1	.	.
Rem.	.	.	.	.	.	.	.	.	.	.	.	.	.	.	.	.
E800-E949	1	1	.	.	.	.	.	.	.	.	.	.	1	.	.	.
E950-E959	.	.	.	.	.	.	.	.	.	.	.	.	.	.	.	.
E960-E969	1	1	.	.	.	.	.	.	.	.	1	.	.	.	.	.
E970-E999	.	.	.	.	.	.	.	.	.	.	.	.	.	.	.	.



death at different age-periods, by sex, 1980.

FEMALES														
All ages	AGED													
	under 4 wks.	1-5 mths.	6-11 mths.	Total under 1 yr.	1-4	5-14	15-24	25-34	35-44	45-54	55-64	65-74	75-84	85 and over
138	3	2	.	5	1	.	.	.	1	4	17	27	42	41
1	.	.	.	.	.	.	.	.	.	.	.	.	.	1
.	.	.	.	.	.	.	.	.	.	.	.	.	.	.
1	.	.	.	.	.	.	.	.	.	.	.	.	.	.
1	.	.	.	.	.	.	.	.	.	.	.	1	.	.
1	.	.	.	.	.	.	.	.	.	.	.	1	.	.
3	.	.	.	.	.	.	.	.	.	.	.	1	2	.
.	.	.	.	.	.	.	.	.	.	.	.	.	.	.
1	.	.	.	.	.	.	.	.	.	.	1	.	.	.
1	.	.	.	.	.	.	.	.	.	.	.	1	.	.
7	.	.	.	.	.	.	.	.	.	1	3	1	.	2
2	.	.	.	.	.	.	.	.	.	.	1	1	.	.
.	.	.	.	.	.	.	.	.	.	.	.	.	.	.
1	.	.	.	.	.	.	.	.	.	.	.	.	1	.
.	.	.	.	.	.	.	.	.	.	.	.	.	.	.
2	.	.	.	.	1	.	.	.	1	.	.	.	.	.
.	.	.	.	.	.	.	.	.	.	.	.	.	.	.
.	.	.	.	.	.	.	.	.	.	.	.	.	.	.
.	.	.	.	.	.	.	.	.	.	.	.	.	.	.
24	.	.	.	.	.	.	.	.	.	2	4	8	6	4
11	.	.	.	.	.	.	.	.	.	.	3	2	3	3
5	.	.	.	.	.	.	.	.	.	.	1	.	2	2
2	.	.	.	.	.	.	.	.	.	.	.	1	1	.
25	.	.	.	.	.	.	.	.	.	.	1	5	11	8
1	.	.	.	.	.	.	.	.	.	.	.	.	.	1
2	.	.	.	.	.	.	.	.	.	.	.	1	1	.
13	.	.	.	.	.	.	.	.	.	.	.	.	3	10
2	.	.	.	.	.	.	.	.	.	.	.	.	2	2
5	.	.	.	.	.	.	.	.	.	.	.	2	.	1
5	.	.	.	.	.	.	.	.	.	.	.	.	3	2
1	.	.	.	.	.	.	.	.	.	.	.	.	.	1
.	.	.	.	.	.	.	.	.	.	.	.	.	.	.
7	.	.	.	.	.	.	.	.	.	1	1	.	3	2
4	.	.	.	.	.	.	.	.	.	.	2	2	.	.
.	.	.	.	.	.	.	.	.	.	.	.	.	.	.
2	.	2	.	2	.	.	.	.	.	.	.	.	.	.
.	.	.	.	.	.	.	.	.	.	.	.	.	.	.
3	3	.	.	3	.	.	.	.	.	.	.	.	.	.
.	.	.	.	.	.	.	.	.	.	.	.	.	.	.
5	.	.	.	.	.	.	.	.	.	.	.	.	3	2
.	.	.	.	.	.	.	.	.	.	.	.	.	.	.
.	.	.	.	.	.	.	.	.	.	.	.	.	.	.
.	.	.	.	.	.	.	.	.	.	.	.	.	.	.

# ABSTRACT 25. Coleraine District: Causes of

Detailed list number	Total M. and F.	MALES														
		AGED														
		All ages	under 4 wks.	1-5 mths.	6-11 mths	Total under 1 yr.	1-4	5-14	15-24	25-34	35-44	45-54	55-64	65-74	75-85	85 and over
	464	268	2	3	.	5	.	1	3	8	6	14	41	68	91	31
001-139	3	2	.	.	.	.	.	1	.	.	.	1	1	.	.	1
151	14	10	.	.	.	.	.	.	.	.	.	1	.	3	4	1
153	12	3	.	.	.	.	.	.	.	.	.	1	1	.	1	.
154	6	3	.	.	.	.	.	.	.	.	.	.	.	2	1	.
157	3	1	.	.	.	.	.	.	.	.	.	.	.	1	.	.
162	23	17	.	.	.	.	.	.	.	.	.	.	4	7	6	.
174	6	.	.	.	.	.	.	.	.	.	.	.	.	.	.	.
180	2	.	.	.	.	.	.	.	.	.	.	.	.	.	.	.
183	1	.	.	.	.	.	.	.	.	.	.	.	.	.	.	.
185	5	5	.	.	.	.	.	.	.	.	.	.	.	2	2	1
204-208	4	3	.	.	.	.	.	.	1	.	.	.	.	.	2	.
Rem.	.	.	.	.	.	.	.	.	.	.	.	.	.	.	.	.
140-208	24	11	.	.	.	.	.	.	1	.	2	1	2	3	2	.
210-239	2	1	.	.	.	.	.	.	.	.	.	.	.	.	1	.
250	5	1	.	.	.	.	.	.	.	.	.	.	.	1	.	.
Rem.	.	.	.	.	.	.	.	.	.	.	.	.	.	.	.	.
240-279	.	.	.	.	.	.	.	.	.	.	.	.	.	.	.	.
280-289	2	2	.	.	.	.	.	.	.	.	.	.	.	.	.	2
290-319	.	.	.	.	.	.	.	.	.	.	.	.	.	.	.	.
340	1	.	.	.	.	.	.	.	.	.	.	.	.	.	.	.
Rem.	.	.	.	.	.	.	.	.	.	.	.	.	.	.	.	.
320-389	5	4	.	.	.	.	.	.	.	1	.	1	.	.	2	.
390-392	.	.	.	.	.	.	.	.	.	.	.	.	.	.	.	.
393-398	4	.	.	.	.	.	.	.	.	.	.	.	.	.	.	.
402, 404	4	.	.	.	.	.	.	.	.	.	.	.	.	.	.	.
401, 403, 405	2	.	.	.	.	.	.	.	.	.	.	.	.	.	.	.
410	113	76	.	.	.	.	.	.	.	.	1	5	17	22	26	5
411-414	35	18	.	.	.	.	.	.	.	.	.	2	5	5	3	3
428	16	10	.	.	.	.	.	.	.	.	.	.	1	4	3	2
Rem.	.	.	.	.	.	.	.	.	.	.	.	.	.	.	.	.
415-429	19	11	.	.	.	.	.	.	.	.	.	.	1	1	6	3
430-438	55	27	.	.	.	.	.	.	.	.	1	1	1	8	12	4
440	2	1	.	.	.	.	.	.	.	.	.	.	.	.	.	1
Rem.	.	.	.	.	.	.	.	.	.	.	.	.	.	.	.	.
440-459	6	3	.	.	.	.	.	.	.	.	.	.	1	.	2	.
480-486	29	16	.	.	.	.	.	.	.	.	.	.	1	1	9	5
487	.	.	.	.	.	.	.	.	.	.	.	.	.	.	.	.
490-493	9	8	.	.	.	.	.	.	.	.	.	.	2	3	3	.
Rem.	.	.	.	.	.	.	.	.	.	.	.	.	.	.	.	.
460-519	7	4	.	3	.	3	.	.	.	.	.	.	.	.	1	.
531-533	3	2	.	.	.	.	.	.	.	.	.	.	1	1	.	.
571	.	.	.	.	.	.	.	.	.	.	.	.	.	.	.	.
Rem.	.	.	.	.	.	.	.	.	.	.	.	.	.	.	.	.
520-579	4	3	.	.	.	.	.	.	.	.	.	1	.	1	1	.
580-629	6	3	.	.	.	.	.	.	.	.	.	.	.	1	1	1
630-676	.	.	.	.	.	.	.	.	.	.	.	.	.	.	.	.
680-639	1	.	.	.	.	.	.	.	.	.	.	.	.	.	.	.
751, 742-3	.	.	.	.	.	.	.	.	.	.	.	.	.	.	.	.
745-747	2	2	.	.	.	.	.	.	1	1	.	.	.	.	.	.
Rem.	.	.	.	.	.	.	.	.	.	.	.	.	.	.	.	.
740-759	1	1	1	.	.	1	.	.	.	.	.	.	.	.	.	.
760-779	1	1	1	.	.	1	.	.	.	.	.	.	.	.	.	.
780-799	6	2	.	.	.	.	.	.	.	.	.	.	1	.	1	1
E810-E819	8	8	.	.	.	.	.	.	.	1	2	.	2	1	1	1
E880-E888	3	2	.	.	.	.	.	.	.	.	.	.	.	.	1	1
Rem.	.	.	.	.	.	.	.	.	.	.	.	.	.	.	.	.
E800-E949	8	6	.	.	.	.	.	.	.	4	.	.	.	1	1	.
E950-E959	1	.	.	.	.	.	.	.	.	.	.	.	.	.	.	.
E960-E969	.	.	.	.	.	.	.	.	.	.	.	.	.	.	.	.
E970-E999	1	1	.	.	.	.	.	.	.	1	.	.	.	.	.	.

death at different age-periods, by sex, 1980.

FEMALES														
All ages	AGED													
	under 4 wks.	1-5 mths.	6-11 mths.	Total under 1 yr.	1-4	5-14	15-24	25-34	35-44	45-54	55-64	65-74	75-84	85 and over
196	.	1	.	1	.	1	1	3	1	10	17	51	68	43
1	.	.	.	.	.	.	.	.	.	.	.	.	1	.
4	.	.	.	.	.	.	.	.	.	.	4	.	3	1
9	.	.	.	.	.	.	.	.	.	.	2	3	3	.
3	.	.	.	.	.	.	.	.	.	.	.	.	2	.
2	.	.	.	.	.	.	.	.	.	.	.	.	1	.
6	.	.	.	.	.	.	.	.	.	1	3	1	1	1
6	.	.	.	.	.	.	.	1	.	3	1	.	.	1
2	.	.	.	.	.	.	.	.	.	.	.	.	1	.
1	.	.	.	.	.	.	.	.	.	.	.	.	.	.
1	.	.	.	.	.	.	.	.	.	.	.	1	.	.
13	.	.	.	.	.	.	.	1	1	1	2	2	5	1
1	.	.	.	.	.	.	.	.	.	1	.	2	2	.
4	.	.	.	.	.	.	.	.	.	.	.	2	2	.
.	.	.	.	.	.	.	.	.	.	.	.	.	.	.
.	.	.	.	.	.	.	.	.	.	.	.	.	.	.
1	.	.	.	.	.	.	.	.	.	.	.	.	1	.
1	.	.	.	.	.	1	.	.	.	.	.	.	.	.
4	.	.	.	.	.	.	.	.	.	.	.	1	1	2
4	.	.	.	.	.	.	.	.	.	.	.	1	1	1
2	.	.	.	.	.	.	.	.	.	.	2	1	1	.
37	.	.	.	.	.	.	.	.	.	2	2	14	15	4
17	.	.	.	.	.	.	.	.	.	.	.	5	8	4
6	.	.	.	.	.	.	.	.	.	.	.	2	3	1
8	.	.	.	.	.	.	.	.	.	.	.	2	1	5
28	.	.	.	.	.	.	1	.	.	1	.	8	10	8
1	.	.	.	.	.	.	.	.	.	.	.	.	1	.
3	.	.	.	.	.	.	.	.	.	1	1	.	1	1
13	.	.	.	.	.	.	.	.	.	2	2	2	2	7
.	.	.	.	.	.	.	.	.	.	.	.	.	.	.
1	.	.	.	.	.	.	.	.	.	.	.	1	.	.
3	.	1	.	1	.	.	.	.	.	.	.	1	1	.
1	.	.	.	.	.	.	.	.	.	.	.	1	.	.
.	.	.	.	.	.	.	.	.	.	.	.	.	.	.
1	.	.	.	.	.	.	.	.	.	.	.	.	1	.
3	.	.	.	.	.	.	.	.	.	.	.	2	1	.
1	.	.	.	.	.	.	.	.	.	.	.	.	.	1
.	.	.	.	.	.	.	.	.	.	.	.	.	.	.
.	.	.	.	.	.	.	.	.	.	.	.	.	.	.
4	.	.	.	.	.	.	.	.	.	.	.	.	1	3
1	.	.	.	.	.	.	.	.	.	.	.	.	.	1
2	.	.	.	.	.	.	.	.	.	.	.	.	1	1
1	.	.	.	.	.	.	.	1	.	.	.	.	.	.
.	.	.	.	.	.	.	.	.	.	.	.	.	.	.

# ABSTRACT 25. Cookstown District: Causes of

Detailed list number	Total M. and F.	MALES														
		AGED														
		All ages	under 4 wks.	1-5 mths.	6-11 mths.	Total under 1 yr.	1-4	5-14	15-24	25-34	35-44	45-54	55-64	65-74	75-85	85 and over
	250	143	3	1	.	4	1	.	2	2	3	4	21	53	35	18
001-139	1	.	.	.	.	.	.	.	.	.	.	.	.	.	.	.
151	5	3	.	.	.	.	.	.	.	.	.	.	.	2	1	.
153	2	1	.	.	.	.	.	.	.	.	.	.	.	1	.	.
154	5	2	.	.	.	.	.	.	.	.	.	.	.	2	.	.
157	3	1	.	.	.	.	.	.	.	.	.	.	.	1	.	.
162	10	7	.	.	.	.	.	.	.	.	.	.	3	3	1	.
174	1	.	.	.	.	.	.	.	.	.	.	.	.	.	.	.
180	.	.	.	.	.	.	.	.	.	.	.	.	.	.	.	.
183	1	.	.	.	.	.	.	.	.	.	.	.	.	.	.	.
185	1	1	.	.	.	.	.	.	.	.	.	.	.	.	1	.
204-208	2	1	.	.	.	.	.	.	.	.	.	.	.	1	.	.
Rem.	.	.	.	.	.	.	.	.	.	.	.	.	.	.	.	.
140-208	14	7	.	.	.	.	.	.	1	1	.	.	1	1	3	.
210-239	1	1	.	.	.	.	.	.	.	.	.	.	.	1	.	.
250	1	1	.	.	.	.	.	.	.	.	.	.	1	.	.	.
Rem.	.	.	.	.	.	.	.	.	.	.	.	.	.	.	.	.
240-279	1	1	.	.	.	.	.	.	.	.	.	.	.	1	.	.
280-289	2	.	.	.	.	.	.	.	.	.	.	.	.	.	.	.
290-319	3	1	.	.	.	.	.	.	.	.	.	.	.	1	.	.
340	1	.	.	.	.	.	.	.	.	.	.	.	.	.	.	.
Rem.	.	.	.	.	.	.	.	.	.	.	.	.	.	.	.	.
320-389	1	1	.	.	.	.	.	.	.	.	.	.	.	.	.	1
390-392	.	.	.	.	.	.	.	.	.	.	.	.	.	.	.	.
393-398	1	.	.	.	.	.	.	.	.	.	.	.	.	.	.	.
402, 404	1	.	.	.	.	.	.	.	.	.	.	.	.	.	.	.
401, 403, 405	1	1	.	.	.	.	.	.	.	.	.	.	.	1	.	.
410	50	32	.	.	.	.	.	.	1	.	.	1	8	10	9	3
411-414	14	7	.	.	.	.	.	.	.	.	.	1	2	3	1	.
428	10	7	.	.	.	.	.	.	.	.	.	.	.	2	2	3
Rem.	.	.	.	.	.	.	.	.	.	.	.	.	.	.	.	.
415-429	14	7	.	.	.	.	.	.	.	.	.	.	1	4	1	1
430-438	41	20	.	.	.	.	.	.	.	.	.	.	3	4	7	6
440	2	2	.	.	.	.	.	.	.	.	.	.	.	2	.	.
Rem.	.	.	.	.	.	.	.	.	.	.	.	.	.	.	.	.
440-459	3	2	.	.	.	.	.	.	.	.	.	.	.	1	1	1
480-486	22	14	.	.	.	.	.	.	1	.	.	.	1	4	7	1
487	.	.	.	.	.	.	.	.	.	.	.	.	.	.	.	.
490-493	3	3	.	.	.	.	.	.	.	.	.	1	.	1	.	1
Rem.	.	.	.	.	.	.	.	.	.	.	.	.	.	.	.	.
460-519	7	4	.	1	.	1	.	.	.	.	.	.	1	2	.	.
531-533	1	1	.	.	.	.	.	.	.	.	.	.	.	1	.	.
571	1	1	.	.	.	.	.	.	.	.	.	.	.	1	.	.
Rem.	.	.	.	.	.	.	.	.	.	.	.	.	.	.	.	.
520-579	3	1	.	.	.	.	.	.	.	.	.	.	.	.	1	.
580-629	5	2	.	.	.	.	.	.	.	.	1	.	.	1	.	.
630-676	.	.	.	.	.	.	.	.	.	.	.	.	.	.	.	.
680-639	2	.	.	.	.	.	.	.	.	.	.	.	.	.	.	.
741, 742-3	.	.	.	.	.	.	.	.	.	.	.	.	.	.	.	.
745-747	1	1	1	.	.	1	.	.	.	.	.	.	.	.	.	.
Rem.	.	.	.	.	.	.	.	.	.	.	.	.	.	.	.	.
740-759	1	1	1	.	.	1	.	.	.	.	.	.	.	.	.	.
760-779	1	1	1	.	.	1	.	.	.	.	.	.	.	.	.	.
780-799	.	.	.	.	.	.	.	.	.	.	.	.	.	.	.	.
E810-E819	1	1	.	.	.	.	.	.	.	.	.	.	.	1	.	.
E880-E888	2	1	.	.	.	.	.	.	.	.	.	.	.	.	.	1
Rem.	.	.	.	.	.	.	.	.	.	.	.	.	.	.	.	.
E800-E949	6	4	.	.	.	.	1	.	.	.	1	.	.	1	1	.
E950-E959	1	1	.	.	.	.	.	.	1	.	.	.	.	.	.	.
E960-E969	1	1	.	.	.	.	.	.	.	.	.	1	.	.	.	.
E970-E999	.	.	.	.	.	.	.	.	.	.	.	.	.	.	.	.

death at different age-periods, by sex, 1980.

FEMALES														
All ages	AGED													
	under 4 wks.	1-5 mths.	6-11 mths.	Total under 1 yr.	1-4	5-14	15-24	25-34	35-44	45-54	55-64	65-74	75-84	85 and over
107	.	1	.	1	1	1	1	1	1	4	13	19	36	29
1	.	.	.	.	.	.	.	.	.	.	.	.	1	.
2	.	.	.	.	.	.	.	.	.	.	.	.	.	2
1	.	.	.	.	.	.	.	.	.	.	.	.	.	1
3	.	.	.	.	.	.	.	.	.	.	1	1	1	.
2	.	.	.	.	.	.	.	.	.	.	1	1	.	.
3	.	.	.	.	.	.	.	.	.	.	.	1	2	.
1	.	.	.	.	.	.	.	.	.	.	1	.	.	.
.	.	.	.	.	.	.	.	.	.	1	.	.	.	.
1	.	.	.	.	.	.	.	.	.	.	.	.	.	.
1	.	.	.	.	.	1	.	.	.	.	.	.	.	.
7	.	.	.	.	.	.	1	.	1	1	1	1	1	1
.	.	.	.	.	.	.	.	.	.	.	.	.	.	.
.	.	.	.	.	.	.	.	.	.	.	.	.	.	.
2	.	.	.	.	.	.	.	.	.	.	.	.	2	.
2	.	.	.	.	.	.	.	.	.	.	.	.	1	1
1	.	.	.	.	.	.	.	.	.	.	1	.	.	.
.	.	.	.	.	.	.	.	.	.	.	.	.	.	.
1	.	.	.	.	.	.	.	.	.	.	1	.	.	.
1	.	.	.	.	.	.	.	.	.	.	.	.	.	1
18	.	.	.	.	.	.	.	.	.	.	4	5	7	2
7	.	.	.	.	.	.	.	.	.	.	.	2	4	1
3	.	.	.	.	.	.	.	1	.	.	.	1	.	1
7	.	.	.	.	.	.	.	.	.	.	1	.	4	2
21	.	.	.	.	.	.	.	.	.	2	1	3	8	7
.	.	.	.	.	.	.	.	.	.	.	.	.	.	.
1	.	.	.	.	.	.	.	.	.	.	.	.	1	.
8	.	.	.	.	.	.	.	.	.	.	.	.	3	5
.	.	.	.	.	.	.	.	.	.	.	.	.	.	.
.	.	.	.	.	.	.	.	.	.	.	.	.	.	.
3	.	1	.	1	1	.	.	.	.	.	.	.	.	1
.	.	.	.	.	.	.	.	.	.	.	.	.	.	.
.	.	.	.	.	.	.	.	.	.	.	.	.	.	.
2	.	.	.	.	.	.	.	.	.	.	.	.	1	1
3	.	.	.	.	.	.	.	.	.	.	.	1	.	2
.	.	.	.	.	.	.	.	.	.	.	.	.	.	.
2	.	.	.	.	.	.	.	.	.	.	1	1	.	.
.	.	.	.	.	.	.	.	.	.	.	.	.	.	.
.	.	.	.	.	.	.	.	.	.	.	.	.	.	.
.	.	.	.	.	.	.	.	.	.	.	.	.	.	.
1	.	.	.	.	.	.	.	.	.	.	.	1	.	.
2	.	.	.	.	.	.	.	.	.	.	.	1	.	1
.	.	.	.	.	.	.	.	.	.	.	.	.	.	.
.	.	.	.	.	.	.	.	.	.	.	.	.	.	.
.	.	.	.	.	.	.	.	.	.	.	.	.	.	.

# ABSTRACT 25. Larne District: Causes of

Detailed list number	Total M. and F.	MALES														
		AGED														
		All ages	under 4 wks.	1-5 mths.	6-11 mths.	Total under 1 yr.	1-4	5-14	15-24	25-34	35-44	45-54	55-64	65-74	75-85	85 and over
	308	165	1	.	.	1	.	2	10	1	7	9	27	47	45	16
001-139	2	2	.	.	.	.	.	.	1	.	.	.	.	.	1	.
151	8	5	.	.	.	.	.	.	.	.	1	.	.	4	.	.
153	4	.	.	.	.	.	.	.	.	.	.	.	.	.	.	.
154	1	.	.	.	.	.	.	.	.	.	.	.	.	.	.	.
157	4	2	.	.	.	.	.	.	.	.	.	.	1	1	.	.
162	15	13	.	.	.	.	.	.	.	.	.	2	3	8	.	.
174	12	.	.	.	.	.	.	.	.	.	.	.	.	.	.	.
180	2	.	.	.	.	.	.	.	.	.	.	.	.	.	.	.
183	2	.	.	.	.	.	.	.	.	.	.	.	.	.	1	.
185	2	2	.	.	.	.	.	.	.	.	.	.	.	.	1	.
204-208	2	2	.	.	.	.	.	.	.	.	.	.	.	.	2	.
Rem.																
140-208	12	4	.	.	.	.	.	.	.	.	.	.	1	.	3	.
210-239	1	1	.	.	.	.	.	.	.	.	.	1	.	.	.	.
250	4	2	.	.	.	.	.	.	.	.	.	.	.	2	.	.
Rem.																
240-279	1	1	.	.	.	.	.	.	.	.	.	.	.	.	1	.
280-289	2	.	.	.	.	.	.	.	.	.	.	.	.	.	.	.
290-319	.	.	.	.	.	.	.	.	.	.	.	.	.	.	.	.
340	.	.	.	.	.	.	.	.	.	.	.	.	.	.	.	.
Rem.																
320-389	4	3	.	.	.	.	.	.	1	.	.	1	.	1	.	.
390-392	.	.	.	.	.	.	.	.	.	.	1	.	.	.	.	.
393-398	2	1	.	.	.	.	.	.	.	.	1	.	.	.	.	.
402, 404	1	1	.	.	.	.	.	.	.	.	.	.	.	.	.	.
401, 403, 405	1	1	.	.	.	.	.	.	.	.	.	.	.	.	.	.
410	59	41	.	.	.	.	.	.	.	1	1	3	12	11	11	2
411-414	42	26	.	.	.	.	.	.	.	.	1	1	3	6	11	4
428	4	4	.	.	.	.	.	.	.	.	.	.	.	2	1	1
Rem.																
415-429	5	3	.	.	.	.	.	.	.	.	.	1	.	2	.	.
430-438	40	12	.	.	.	.	.	.	.	.	.	.	1	3	6	2
440	4	1	.	.	.	.	.	.	.	.	.	.	.	.	1	.
Rem.																
440-459	1	1	.	.	.	.	.	.	.	.	.	.	.	1	.	.
480-486	19	7	.	.	.	.	.	.	1	.	.	.	1	1	1	3
487	1	1	.	.	.	.	.	.	.	.	.	.	.	.	.	.
480-493	12	6	.	.	.	.	.	1	.	.	.	.	2	.	3	.
Rem.																
460-519	2	1	.	.	.	.	.	.	.	.	.	.	.	.	.	1
531-533	2	2	.	.	.	.	.	.	.	.	.	.	1	1	.	.
571	2	.	.	.	.	.	.	.	.	.	.	.	.	.	.	.
Rem.																
520-579	5	1	.	.	.	.	.	.	.	.	.	.	.	.	1	.
580-629	5	5	.	.	.	.	.	.	.	.	.	.	.	1	1	3
630-676	.	.	.	.	.	.	.	.	.	.	.	.	.	.	.	.
680-639	.	.	.	.	.	.	.	.	.	.	.	.	.	.	.	.
741, 742, 3	1	.	.	.	.	.	.	.	.	.	.	.	.	.	.	.
745-747	.	.	.	.	.	.	.	.	.	.	.	.	.	.	.	.
Rem.																
740-759	.	.	.	.	.	.	.	.	.	.	.	.	.	.	.	.
760-779	1	1	1	.	.	1	.	.	.	.	.	.	.	.	.	.
780-799	.	.	.	.	.	.	.	.	.	.	.	.	.	.	.	.
E810-E819	9	6	.	.	.	.	.	.	5	.	.	.	.	.	1	.
E880-E888	5	.	.	.	.	.	.	.	.	.	.	.	.	.	.	.
Rem.																
E800-E949	5	5	.	.	.	.	.	1	1	.	1	.	1	1	.	.
E950-E959	2	2	.	.	.	.	.	.	.	.	1	.	1	.	.	.
E960-E969	.	.	.	.	.	.	.	.	.	.	.	.	.	.	.	.
E970-E999	.	.	.	.	.	.	.	.	.	.	.	.	.	.	.	.

death at different age-periods, by sex, 1980.

FEMALES														
AGED														
All ages	under 4 wks.	1-5 mths.	6-11 mths.	Total under 1 yr.	1-4	5-14	15-24	25-34	35-44	45-54	55-64	65-74	75-84	85 and over
143	1	2	.	3	1	.	1	.	4	6	22	39	33	34
3	.	.	.	.	.	.	.	.	.	.	1	1	.	1
4	.	.	.	.	.	.	.	.	.	1	.	2	.	1
1	.	.	.	.	.	.	.	.	.	.	1	1	.	.
2	.	.	.	.	.	.	.	.	.	.	1	.	1	.
2	.	.	.	.	.	.	.	.	.	1	.	.	1	.
12	.	.	.	.	.	.	.	.	1	.	6	4	1	.
2	.	.	.	.	.	.	.	.	1	.	.	1	.	.
2	.	.	.	.	.	.	.	.	.	.	2	.	.	.
.	.	.	.	.	.	.	.	.	.	.	.	.	.	.
.	.	.	.	.	.	.	.	.	.	.	.	.	.	.
8	.	.	.	.	.	.	.	.	.	1	3	1	2	1
2	.	.	.	.	.	.	.	.	.	.	.	1	1	.
.	.	.	.	.	.	.	.	.	.	.	.	.	.	.
2	.	.	.	.	.	.	.	.	.	.	.	1	1	.
.	.	.	.	.	.	.	.	.	.	.	.	.	.	.
.	.	.	.	.	.	.	.	.	.	.	.	.	.	.
1	.	1	.	1	.	.	.	.	.	.	.	.	.	.
1	.	.	.	.	.	.	.	.	.	1	.	.	.	.
.	.	.	.	.	.	.	.	.	.	.	.	.	.	.
18	.	.	.	.	.	.	.	.	.	.	3	7	3	5
16	.	.	.	.	.	.	.	.	.	.	.	3	8	5
.	.	.	.	.	.	.	.	.	.	.	.	.	.	.
2	.	.	.	.	.	.	.	.	.	.	.	.	.	2
28	.	.	.	.	.	.	.	.	.	.	3	8	9	8
3	.	.	.	.	.	.	.	.	.	.	.	.	.	3
.	.	.	.	.	.	.	.	.	.	.	.	.	.	.
12	1	.	.	1	.	.	.	.	.	.	.	2	3	6
6	.	.	.	.	.	.	.	.	.	.	2	3	1	.
.	.	.	.	.	.	.	.	.	.	.	.	.	.	.
1	.	.	.	.	.	.	.	.	.	.	.	.	.	1
2	.	.	.	.	.	.	.	.	1	1	.	.	.	.
.	.	.	.	.	.	.	.	.	.	.	.	.	.	.
4	.	.	.	.	.	.	.	.	.	.	.	3	.	1
.	.	.	.	.	.	.	.	.	.	.	.	.	.	.
.	.	.	.	.	.	.	.	.	.	.	.	.	.	.
1	.	1	.	1	.	.	.	.	.	.	.	.	.	.
.	.	.	.	.	.	.	.	.	.	.	.	.	.	.
.	.	.	.	.	.	.	.	.	.	.	.	.	.	.
3	.	.	.	.	.	.	1	.	.	1	.	1	.	.
5	.	.	.	.	1	.	.	.	1	.	1	.	2	.
.	.	.	.	.	.	.	.	.	.	.	.	.	.	.
.	.	.	.	.	.	.	.	.	.	.	.	.	.	.
.	.	.	.	.	.	.	.	.	.	.	.	.	.	.
.	.	.	.	.	.	.	.	.	.	.	.	.	.	.

# ABSTRACT 25. Magherafelt District: Causes of

Detailed list number	Total M. and F.	MALES														
		AGED														
		All ages	under 4 wks.	1-5 mths.	6-11 mths.	Total under 1 yr.	1-4	5-14	15-24	25-34	35-44	45-54	55-64	65-74	75-85	85 and over
	327	175	3	2	.	5	2	1	2	2	4	10	31	49	50	19
001-139	.	.	.	.	.	.	.	.	.	.	.	.	.	.	.	.
151	2	1	.	.	.	.	.	.	.	.	.	.	.	.	1	.
153	4	3	.	.	.	.	.	.	.	.	.	.	2	1	.	.
154	3	1	.	.	.	.	.	.	.	.	.	.	.	.	1	.
157	7	2	.	.	.	.	.	.	.	.	.	1	.	.	1	.
162	6	3	.	.	.	.	.	.	.	.	.	.	1	1	1	.
174	2	.	.	.	.	.	.	.	.	.	.	.	.	.	.	.
180	1	.	.	.	.	.	.	.	.	.	.	.	.	.	.	.
183	2	.	.	.	.	.	.	.	.	.	.	.	.	.	.	.
185	5	5	.	.	.	.	.	.	.	.	.	.	2	1	.	2
204-208	3	2	.	.	.	.	.	.	.	.	.	1	1	.	.	.
Rem.	.	.	.	.	.	.	.	.	.	.	.	.	.	.	.	.
140-208	25	16	.	.	.	.	.	.	.	.	1	2	4	6	3	.
210-239	1	1	.	.	.	.	.	.	.	.	.	.	.	1	.	.
250	3	2	.	.	.	.	.	.	.	.	.	.	1	1	.	.
Rem.	.	.	.	.	.	.	.	.	.	.	.	.	.	.	.	.
240-279	2	1	.	.	.	.	.	.	.	.	.	.	1	.	.	.
280-289	.	.	.	.	.	.	.	.	.	.	.	.	.	.	.	.
290-319	.	.	.	.	.	.	.	.	.	.	.	.	.	.	.	.
340	.	.	.	.	.	.	.	.	.	.	.	.	.	.	.	.
Rem.	.	.	.	.	.	.	.	.	.	.	.	.	.	.	.	.
320-389	2	.	.	.	.	.	.	.	.	.	.	.	.	.	.	.
390-392	.	.	.	.	.	.	.	.	.	.	.	.	.	.	.	.
393-398	1	1	.	.	.	.	.	.	.	.	.	1	.	.	.	.
402, 404	8	2	.	.	.	.	.	.	.	.	.	.	.	.	.	2
401, 403, 405	4	1	.	.	.	.	.	.	.	.	.	.	.	.	1	.
410	69	38	.	.	.	.	.	.	.	.	1	4	10	10	11	2
411-414	10	5	.	.	.	.	.	.	.	.	.	.	1	2	1	1
428	13	5	.	.	.	.	.	.	.	.	.	.	.	.	4	.
Rem.	.	.	.	.	.	.	.	.	.	.	.	.	.	.	.	.
415-429	18	9	.	.	.	.	.	.	.	.	.	.	1	6	2	.
430-438	46	23	.	.	.	.	.	.	.	.	.	.	1	5	13	4
440	4	.	.	.	.	.	.	.	.	.	.	.	.	.	.	.
Rem.	.	.	.	.	.	.	.	.	.	.	.	.	.	.	.	.
440-459	6	2	.	.	.	.	.	.	.	.	.	.	1	.	1	.
480-486	28	18	.	.	.	.	.	.	.	.	.	.	.	7	7	4
487	.	.	.	.	.	.	.	.	.	.	.	.	.	.	.	.
490-493	5	2	.	.	.	.	.	.	.	.	.	.	.	1	.	1
Rem.	.	.	.	.	.	.	.	.	.	.	.	.	.	.	.	.
460-519	5	2	.	1	.	1	.	.	.	.	.	.	.	1	.	.
531-533	1	1	.	.	.	.	.	.	.	.	.	.	1	.	.	.
571	2	2	.	.	.	.	.	.	.	.	.	.	.	2	.	.
Rem.	.	.	.	.	.	.	.	.	.	.	.	.	.	.	.	.
520-579	4	3	.	.	.	.	.	.	.	.	1	.	.	1	.	1
580-629	6	4	.	.	.	.	.	.	.	.	.	.	1	.	2	1
630-676	.	.	.	.	.	.	.	.	.	.	.	.	.	.	.	.
680-739	2	.	.	.	.	.	.	.	.	.	.	.	.	.	.	.
741, 742-3	.	.	.	.	.	.	.	.	.	.	.	.	.	.	.	.
745-747	2	2	.	1	.	1	1	.	.	.	.	.	.	.	.	.
Rem.	.	.	.	.	.	.	.	.	.	.	.	.	.	.	.	.
740-759	2	2	1	.	.	1	1	.	.	.	.	.	.	.	.	.
760-779	4	2	2	.	.	2	.	.	.	.	.	.	.	.	.	.
780-799	.	.	.	.	.	.	.	.	.	.	.	.	.	.	.	.
E810-E819	5	5	.	.	.	.	.	1	.	1	1	1	1	.	.	.
E880-E888	6	3	.	.	.	.	.	.	.	.	.	.	.	2	1	.
Rem.	.	.	.	.	.	.	.	.	.	.	.	.	.	.	.	.
E800-E949	3	3	.	.	.	.	.	.	1	.	.	.	1	1	.	.
E950-E959	3	1	.	.	.	.	.	.	.	.	.	.	1	.	.	.
E960-E969	.	.	.	.	.	.	.	.	.	.	.	.	.	.	.	.
E970-E999	2	2	.	.	.	.	.	.	1	1	.	.	.	.	.	.



deaths at different age periods, by sex, 1980.

FEMALES														
All ages	AGED													
	under 4 wks.	1-5 mths.	6-11 mths.	Total under 1 yr.	1-4	5-14	15-24	25-34	35-44	45-54	55-64	65-74	75-84	85 and over
152	2	2	.	4	.	1	.	2	3	8	14	28	65	27
.	.	.	.	.	.	.	.	.	.	.	.	.	.	.
1	.	.	.	.	.	.	.	.	.	.	.	.	1	.
1	.	.	.	.	.	.	.	.	.	.	1	.	.	.
2	.	.	.	.	.	.	.	.	.	.	.	2	.	.
5	.	.	.	.	.	.	.	.	.	1	1	1	2	.
3	.	.	.	.	.	.	.	.	.	1	.	.	1	1
2	.	.	.	.	.	.	.	.	.	.	.	.	1	.
1	.	.	.	.	.	.	.	.	.	1	.	.	.	.
2	.	.	.	.	.	.	.	.	1	.	.	.	.	.
1	.	.	.	.	.	.	.	.	.	1	.	.	.	.
9	.	.	.	.	.	.	.	1	.	2	1	2	3	.
1	.	.	.	.	.	.	.	.	.	.	.	.	.	1
1	.	.	.	.	.	.	.	.	.	.	.	1	.	.
.	.	.	.	.	.	.	.	.	.	.	.	.	.	.
.	.	.	.	.	.	.	.	.	.	.	.	.	.	.
2	.	.	.	.	.	1	.	.	.	.	.	1	.	.
.	.	.	.	.	.	.	.	.	.	.	.	.	.	.
6	.	.	.	.	.	.	.	.	.	.	.	2	2	2
3	.	.	.	.	.	.	.	.	.	.	.	1	1	1
31	.	.	.	.	.	.	.	.	.	2	4	11	13	1
5	.	.	.	.	.	.	.	.	.	.	.	2	2	1
8	.	.	.	.	.	.	.	.	.	.	.	2	5	1
9	.	.	.	.	.	.	.	.	1	.	2	.	5	1
23	.	.	.	.	.	.	.	.	.	.	1	.	13	8
4	.	.	.	.	.	.	.	.	.	.	.	1	2	2
4	.	.	.	.	.	.	.	.	.	.	2	1	.	1
10	.	.	.	.	.	.	.	.	.	.	1	.	6	3
3	.	.	.	.	.	.	.	.	.	.	.	.	2	1
3	.	1	.	1	.	.	.	.	.	.	.	.	2	.
.	.	.	.	.	.	.	.	.	.	.	.	.	.	.
1	.	1	.	1	.	.	.	.	.	.	.	.	.	.
2	.	.	.	.	.	.	.	.	.	.	1	.	1	.
2	.	.	.	.	.	.	.	.	.	.	.	.	2	.
.	.	.	.	.	.	.	.	.	.	.	.	.	.	.
.	.	.	.	.	.	.	.	.	.	.	.	.	.	.
2	2	.	.	2	.	.	.	.	.	.	.	.	.	.
.	.	.	.	.	.	.	.	.	.	.	.	.	.	.
3	.	.	.	.	.	.	.	.	.	.	.	1	.	2
.	.	.	.	.	.	.	.	.	.	.	.	.	.	.
2	.	.	.	.	.	.	.	1	.	.	.	.	.	1
.	.	.	.	.	.	.	.	.	.	.	.	.	.	.
.	.	.	.	.	.	.	.	.	.	.	.	.	.	.

# ABSTRACT 25. Moyle District: Causes of

Detailed list number	Total M. and F.	MALES														
		AGED														
		All ages	under 4 wks.	1-5 mths.	6-11 mths.	Total under 1 yr.	1-4	5-14	15-24	25-34	35-44	45-54	55-64	65-74	75-85	85 and over
	170	93	4	.	.	4	.	1	.	2	.	10	8	30	23	15
001-139	.	.	.	.	.	.	.	.	.	.	.	.	.	.	.	.
151	4	4	.	.	.	.	.	.	.	.	.	1	.	2	1	.
153	.	.	.	.	.	.	.	.	.	.	.	.	.	.	.	.
154	1	.	.	.	.	.	.	.	.	.	.	.	.	.	.	.
157	4	1	.	.	.	.	.	.	.	.	.	.	.	.	.	1
162	1	1	.	.	.	.	.	.	.	.	.	.	.	1	.	.
174	1	.	.	.	.	.	.	.	.	.	.	.	.	.	.	.
180	1	.	.	.	.	.	.	.	.	.	.	.	.	.	.	.
183	1	.	.	.	.	.	.	.	.	.	.	.	.	.	.	.
185	1	1	.	.	.	.	.	.	.	.	.	.	.	.	1	.
204-208	.	.	.	.	.	.	.	.	.	.	.	.	.	.	.	.
Rem.	.	.	.	.	.	.	.	.	.	.	.	.	.	.	.	.
140-208	4	4	.	.	.	.	.	.	.	.	.	1	1	2	.	.
210-239	1	.	.	.	.	.	.	.	.	.	.	.	.	.	.	.
250	1	.	.	.	.	.	.	.	.	.	.	.	.	.	.	.
Rem.	.	.	.	.	.	.	.	.	.	.	.	.	.	.	.	.
240-279	.	.	.	.	.	.	.	.	.	.	.	.	.	.	.	.
280-289	1	1	.	.	.	.	.	.	.	.	.	.	.	.	1	.
290-319	.	.	.	.	.	.	.	.	.	.	.	.	.	.	.	.
340	1	1	.	.	.	.	.	.	.	.	.	.	.	1	.	.
Rem.	.	.	.	.	.	.	.	.	.	.	.	.	.	.	.	.
320-389	1	1	.	.	.	.	.	.	.	.	.	.	.	1	.	.
390-392	.	.	.	.	.	.	.	.	.	.	.	.	.	.	.	.
393-398	.	.	.	.	.	.	.	.	.	.	.	.	.	.	.	.
402, 404	5	.	.	.	.	.	.	.	.	.	.	.	.	.	.	.
401, 403, 405	3	2	.	.	.	.	.	.	.	.	.	.	.	2	.	.
410	38	22	.	.	.	.	.	.	.	.	.	3	3	12	3	1
411-414	10	7	.	.	.	.	.	.	.	.	.	1	2	2	1	1
428	8	2	.	.	.	.	.	.	.	.	.	.	.	.	1	1
Rem.	.	.	.	.	.	.	.	.	.	.	.	.	.	.	.	.
415-429	20	9	.	.	.	.	.	.	.	.	.	.	1	.	3	5
430-438	16	7	.	.	.	.	.	.	.	.	.	2	.	2	3	.
440	6	4	.	.	.	.	.	.	.	.	.	.	.	.	3	1
Rem.	.	.	.	.	.	.	.	.	.	.	.	.	.	.	.	.
440-459	3	2	.	.	.	.	.	.	.	.	.	.	.	1	1	.
480-486	9	6	.	.	.	.	.	.	.	.	.	.	.	1	1	4
487	.	.	.	.	.	.	.	.	.	.	.	.	.	.	.	.
490-493	4	3	.	.	.	.	.	.	.	.	.	1	1	.	1	.
Rem.	.	.	.	.	.	.	.	.	.	.	.	.	.	.	.	.
460-519	1	1	.	.	.	.	.	.	.	.	.	.	.	1	.	.
531-533	.	.	.	.	.	.	.	.	.	.	.	.	.	.	.	.
571	.	.	.	.	.	.	.	.	.	.	.	.	.	.	.	.
Rem.	.	.	.	.	.	.	.	.	.	.	.	.	.	.	.	.
520-579	1	.	.	.	.	.	.	.	.	.	.	.	.	.	.	.
580-629	7	5	.	.	.	.	.	.	.	.	.	.	.	2	2	1
630-676	.	.	.	.	.	.	.	.	.	.	.	.	.	.	.	.
680-739	.	.	.	.	.	.	.	.	.	.	.	.	.	.	.	.
741, 742, 3	3	3	3	.	.	3	.	.	.	.	.	.	.	.	.	.
745-747	1	.	.	.	.	.	.	.	.	.	.	.	.	.	.	.
Rem.	.	.	.	.	.	.	.	.	.	.	.	.	.	.	.	.
740-759	1	1	1	.	.	1	.	.	.	.	.	.	.	.	.	.
760-779	1	.	.	.	.	.	.	.	.	.	.	.	.	.	.	.
780-799	.	.	.	.	.	.	.	.	.	.	.	.	.	.	.	.
E810-E819	6	2	.	.	.	.	.	1	.	1	.	.	.	.	.	.
E880-E888	3	2	.	.	.	.	.	.	.	.	.	1	.	.	1	.
Rem.	.	.	.	.	.	.	.	.	.	.	.	.	.	.	.	.
E800-E949	1	1	.	.	.	.	.	.	.	1	.	.	.	.	.	.
E950-E959	.	.	.	.	.	.	.	.	.	.	.	.	.	.	.	.
E960-E969	.	.	.	.	.	.	.	.	.	.	.	.	.	.	.	.
E970-E999	.	.	.	.	.	.	.	.	.	.	.	.	.	.	.	.

death at different age-periods, by sex, 1980.

FEMALES														
All ages	AGED													
	under 4 wks.	1-5 mths.	6-11 mths.	Total under 1 yr.	1-4	5-14	15-24	25-34	35-44	45-54	55-64	65-74	75-84	85 and over
77	1	1	.	2	.	.	5	.	1	.	7	11	33	18
.	.	.	.	.	.	.	.	.	.	.	.	.	.	.
.	.	.	.	.	.	.	.	.	.	.	.	.	.	.
1	.	.	.	.	.	.	.	.	.	.	.	.	.	1
3	.	.	.	.	.	.	.	.	.	.	.	2	1	.
1	.	.	.	.	.	.	.	.	.	.	.	1	.	.
1	.	.	.	.	.	.	1	.	.	.	.	1	.	.
.	.	.	.	.	.	.	.	.	.	.	.	.	.	.
.	.	.	.	.	.	.	.	.	.	.	.	.	.	.
1	.	.	.	.	.	.	.	.	.	.	.	.	1	.
1	.	.	.	.	.	.	.	.	.	.	1	.	.	.
.	.	.	.	.	.	.	.	.	.	.	.	.	.	.
.	.	.	.	.	.	.	.	.	.	.	.	.	.	.
.	.	.	.	.	.	.	.	.	.	.	.	.	.	.
5	.	.	.	.	.	.	.	.	.	.	.	1	3	1
1	.	.	.	.	.	.	.	.	.	.	.	.	.	.
16	.	.	.	.	.	.	.	.	.	.	1	4	8	2
3	.	.	.	.	.	.	.	.	.	.	.	.	5	1
6	.	.	.	.	.	.	.	.	.	.	1	.	.	.
11	.	.	.	.	.	.	.	.	.	.	.	1	4	6
9	.	.	.	.	.	.	.	.	.	.	1	.	7	1
2	.	.	.	.	.	.	.	.	.	.	.	.	1	.
1	.	.	.	.	.	.	.	.	.	.	.	.	.	1
3	.	.	.	.	.	.	.	.	.	.	1	1	.	1
1	.	.	.	.	.	.	.	.	.	.	.	.	.	1
.	.	.	.	.	.	.	.	.	.	.	.	.	.	.
.	.	.	.	.	.	.	.	.	.	.	.	.	.	.
1	.	.	.	.	.	.	.	.	.	.	.	.	1	.
2	.	.	.	.	.	.	.	.	1	.	.	.	.	1
.	.	.	.	.	.	.	.	.	.	.	.	.	.	.
.	.	.	.	.	.	.	.	.	.	.	.	.	.	.
1	.	1	.	1	.	.	.	.	.	.	.	.	.	.
1	1	.	.	1	.	.	.	.	.	.	.	.	.	.
4	.	.	.	.	.	.	4	.	.	.	.	.	.	.
1	.	.	.	.	.	.	.	.	.	.	.	.	.	1
.	.	.	.	.	.	.	.	.	.	.	.	.	.	.
.	.	.	.	.	.	.	.	.	.	.	.	.	.	.
.	.	.	.	.	.	.	.	.	.	.	.	.	.	.
.	.	.	.	.	.	.	.	.	.	.	.	.	.	.

# ABSTRACT 25. Newtownabbey District: Causes of

Detailed list number	Total M. and F.	MALES														
		AGED														
		All ages	under 4 wks.	1-5 mths.	6-11 mths.	Total under 1 yr.	1-4	5-14	15-24	25-34	35-44	45-54	55-64	65-74	75-85	85 and over
	689	355	3	4	.	7	.	2	2	4	9	40	68	99	99	25
001-139	7	3	.	.	.	.	.	.	.	.	.	3	.	.	.	.
151	9	8	.	.	.	.	.	.	.	.	1	1	.	5	1	.
153	10	5	.	.	.	.	.	.	.	.	.	1	.	3	.	.
154	2	2	.	.	.	.	.	.	.	.	.	1	.	1	.	.
157	4	2	.	.	.	.	.	.	.	.	.	1	.	.	.	1
162	44	34	.	.	.	.	.	.	.	.	1	4	18	8	3	.
174	6	.	.	.	.	.	.	.	.	.	.	.	.	.	.	.
180	2	.	.	.	.	.	.	.	.	.	.	.	.	.	.	.
183	6	.	.	.	.	.	.	.	.	.	.	.	.	.	.	.
185	2	2	.	.	.	.	.	.	.	.	.	.	.	.	.	.
204-208	5	2	.	.	.	.	.	.	.	.	.	.	.	1	1	1
Rem.																
140-208	35	20	.	.	.	.	.	.	.	.	.	2	6	4	7	1
210-239	5	4	.	.	.	.	.	.	.	.	.	.	1	1	1	.
250	6	3	.	.	.	.	.	.	.	.	.	.	.	.	2	1
Rem.																
240-279	3	1	.	.	.	.	.	.	.	.	.	.	1	.	.	.
280-289	5	1	.	.	.	.	.	.	.	.	.	.	.	.	.	1
290-319	1	1	.	.	.	.	.	.	.	.	.	.	.	.	.	1
340	.	.	.	.	.	.	.	.	.	.	.	.	.	.	.	.
Rem.																
320-389	7	5	.	1	.	1	.	.	.	.	1	.	1	2	.	.
390-392	1	.	.	.	.	.	.	.	.	.	.	.	.	.	.	.
393-398	3	1	.	.	.	.	.	.	.	.	.	.	.	.	1	.
402, 404	2	1	.	.	.	.	.	.	.	.	.	.	1	.	.	.
401, 403, 405	1	1	.	.	.	.	.	.	.	.	.	.	.	.	.	1
410	182	109	.	.	.	.	.	.	.	.	.	15	22	38	30	4
411-414	35	16	.	.	.	.	.	.	.	.	.	3	3	4	6	.
428	8	4	.	.	.	.	.	.	.	.	.	.	.	1	3	.
Rem.																
415-429	14	5	.	.	.	.	.	.	.	.	.	.	2	1	2	.
430-438	91	29	.	.	.	.	.	.	.	.	.	4	4	9	10	2
440	3	1	.	.	.	.	.	.	.	.	.	.	.	.	1	.
Rem.																
440-459	12	5	.	.	.	.	.	.	.	.	.	2	.	2	.	1
480-486	59	22	.	.	.	.	.	.	.	.	1	.	1	1	15	4
487	4	3	.	.	.	.	.	.	.	.	.	.	1	1	1	.
490-493	21	13	.	.	.	.	.	.	.	.	.	.	3	4	4	2
Rem.																
460-519	13	11	.	1	.	1	.	1	.	.	1	1	.	5	2	.
531-533	6	6	.	.	.	.	.	.	.	.	.	2	.	1	2	1
571	5	2	.	.	.	.	.	.	.	.	.	1	.	1	.	.
Rem.																
520-579	13	6	.	1	.	1	.	.	.	.	.	.	.	1	2	2
580-629	10	8	.	.	.	.	.	.	.	.	.	1	1	1	3	.
630-676	.	.	.	.	.	.	.	.	.	.	.	.	.	.	.	.
680-739	2	1	.	.	.	.	.	.	.	.	.	.	1	.	.	.
741, 742, 3	2	.	.	.	.	.	.	.	.	.	.	.	.	.	.	.
745-747	.	.	.	.	.	.	.	.	.	.	.	.	.	.	.	.
Rem.																
740-759	3	.	.	.	.	.	.	.	.	.	.	.	.	.	.	.
760-779	5	3	2	1	.	3	.	.	.	.	.	.	.	.	.	.
780-799	.	.	.	.	.	.	.	.	.	.	.	.	.	.	.	.
E810-E819	11	6	.	.	.	.	.	1	1	1	2	.	.	1	.	.
E880-E888	11	1	.	.	.	.	.	.	.	.	.	.	.	.	1	.
Rem.																
E800-E949	7	5	1	.	.	1	.	.	1	.	1	.	.	2	.	.
E950-E959	1	.	.	.	.	.	.	.	.	.	.	.	.	.	.	.
E960-E969	2	1	.	.	.	.	.	.	.	1	.	.	.	.	.	.
E970-E999	3	2	.	.	.	.	.	.	1	1	.	.	.	.	.	.

death at different age-periods, by sex, 1980.

FEMALES														
AGED														
All ages	under 4 wks.	1-5 mths.	6-11 mths.	Total under 1 yr.	1-4	5-14	15-24	25-34	35-44	45-54	55-64	65-74	75-84	85 and over
334	5	.	2	7	3	4	2	4	7	7	42	76	123	59
4	1	.	1	2	.	.	.	.	.	.	1	.	1	.
1	.	.	.	.	.	.	.	.	.	.	2	1	1	.
5	.	.	.	.	.	.	.	.	1	.	.	.	1	.
.	.	.	.	.	.	.	.	.	.	.	.	1	1	.
2	.	.	.	.	.	.	.	.	.	.	.	1	1	.
10	.	.	.	.	.	.	.	.	.	2	4	3	1	.
6	.	.	.	.	.	.	.	.	1	.	1	1	3	.
2	.	.	.	.	.	.	.	.	.	.	2	.	.	.
6	.	.	.	.	.	.	.	.	.	.	5	.	.	1
.	.	.	.	.	.	.	.	.	.	.	.	.	.	.
3	.	.	.	.	.	.	.	.	1	.	1	.	1	.
15	.	.	.	.	.	.	.	1	.	1	.	5	6	2
1	.	.	.	.	.	.	.	.	.	.	.	1	1	.
3	.	.	.	.	.	.	.	.	.	.	1	1	1	.
2	.	.	.	.	.	.	.	.	.	.	1	.	1	.
4	.	.	.	.	.	.	.	.	.	.	.	4	.	.
.	.	.	.	.	.	.	.	.	.	.	.	.	.	.
.	.	.	.	.	.	.	.	.	.	.	.	.	.	.
2	.	.	.	.	.	.	.	.	.	.	1	1	.	.
1	.	.	.	.	.	.	.	.	.	1	.	1	.	.
2	.	.	.	.	.	.	.	.	.	.	1	1	.	.
1	.	.	.	.	.	.	.	1	.	.	.	.	.	.
.	.	.	.	.	.	.	.	.	.	.	.	.	.	.
73	.	.	.	.	.	.	.	.	.	.	9	22	30	12
19	.	.	.	.	.	.	.	.	1	.	.	5	6	7
4	.	.	.	.	.	.	.	.	.	.	.	1	3	.
9	.	.	.	.	.	.	.	.	.	.	.	2	5	2
62	.	.	.	.	.	1	.	2	2	1	3	9	32	12
2	.	.	.	.	.	.	.	.	.	.	.	.	2	.
7	.	.	.	.	.	.	.	.	.	.	3	1	3	.
37	.	.	.	.	1	.	.	.	.	1	2	4	16	13
1	.	.	.	.	.	.	.	.	.	.	.	1	.	.
8	.	.	.	.	.	.	.	.	.	.	2	2	2	2
2	.	.	.	.	.	.	.	.	.	1	.	1	.	.
.	.	.	.	.	.	.	.	.	.	.	.	.	.	.
3	.	.	.	.	.	.	.	.	.	.	1	2	.	.
7	.	.	.	.	1	.	.	.	.	.	1	1	4	.
2	.	.	.	.	.	.	.	.	.	.	.	2	.	.
1	.	.	.	.	.	.	.	.	.	.	.	.	.	.
2	.	.	1	1	.	1	.	.	.	.	.	.	.	1
.	.	.	.	.	.	.	.	.	.	.	.	.	.	.
3	2	.	.	2	1	.	.	.	.	.	.	.	.	.
2	2	.	.	2	.	.	.	.	.	.	.	.	.	.
.	.	.	.	.	.	.	.	.	.	.	.	.	.	.
5	.	.	.	.	.	2	.	.	1	.	1	1	.	.
10	.	.	.	.	.	.	.	.	.	.	.	2	3	5
2	.	.	.	.	.	.	.	.	.	.	.	.	.	2
1	.	.	.	.	.	.	1	.	.	.	.	.	.	.
1	.	.	.	.	.	.	1	.	.	.	.	1	.	.

# ABSTRACT 25. Armagh District: Causes of

Detailed list number	Total M. and F.	MALES														
		AGED														
		All ages	under 4 wks.	1-5 mths.	6-11 mths.	Total under 1 yr.	1-4	5-14	15-24	25-34	35-44	45-54	55-64	65-74	75-85	85 and over
	473	264	7	.	.	7	.	1	5	4	2	14	46	83	80	22
001-139	2	2	.	.	.	.	.	.	1	.	.	.	1	.	2	.
151	8	5	.	.	.	.	.	.	.	.	.	.	1	2	1	.
152	6	3	.	.	.	.	.	.	.	.	.	.	.	2	.	.
154	3	2	.	.	.	.	.	.	.	.	.	.	1	1	.	.
157	2	1	.	.	.	.	.	.	.	.	.	.	.	1	.	.
162	20	18	.	.	.	.	.	.	.	.	.	1	5	6	5	1
174	4	.	.	.	.	.	.	.	.	.	.	.	.	.	.	.
180	1	.	.	.	.	.	.	.	.	.	.	.	.	.	.	.
183	.	.	.	.	.	.	.	.	.	.	.	.	.	.	.	.
185	4	4	.	.	.	.	.	.	.	.	.	.	.	3	1	.
204-208	1	1	.	.	.	.	.	.	.	.	.	.	.	1	.	.
Rem.	.	.	.	.	.	.	.	.	.	.	.	.	.	.	.	.
140-208	25	9	.	.	.	.	.	.	1	.	.	1	1	3	2	1
210-239	.	.	.	.	.	.	.	.	.	.	.	.	.	.	.	.
250	6	4	.	.	.	.	.	.	.	.	.	.	1	1	2	.
Rem.	.	.	.	.	.	.	.	.	.	.	.	.	.	.	.	.
240-279	1	.	.	.	.	.	.	.	.	.	.	.	.	.	.	.
280-289	.	.	.	.	.	.	.	.	.	.	.	.	.	.	.	.
290-319	.	.	.	.	.	.	.	.	.	.	.	.	.	.	.	.
340	3	1	.	.	.	.	.	.	.	.	.	.	1	.	.	.
Rem.	.	.	.	.	.	.	.	.	.	.	.	.	.	.	.	.
320-389	3	3	.	.	.	.	.	.	.	.	.	1	1	.	.	1
390-392	.	.	.	.	.	.	.	.	.	.	.	.	.	.	.	.
393-398	3	1	.	.	.	.	.	.	.	.	.	.	.	1	.	.
402, 404	1	.	.	.	.	.	.	.	.	.	.	.	.	.	.	.
401, 403, 405	1	1	.	.	.	.	.	.	.	.	.	.	.	.	1	.
410	122	72	.	.	.	.	.	.	.	.	.	4	12	29	23	4
411-414	11	8	.	.	.	.	.	.	.	.	.	.	5	2	1	.
428	20	7	.	.	.	.	.	.	.	.	.	.	1	1	4	1
Rem.	.	.	.	.	.	.	.	.	.	.	.	.	.	.	.	.
415-429	21	11	.	.	.	.	.	.	.	.	.	1	.	4	3	3
430-438	66	24	.	.	.	.	.	.	.	1	.	2	6	5	9	1
440	13	3	.	.	.	.	.	.	.	.	.	.	.	.	1	2
Rem.	.	.	.	.	.	.	.	.	.	.	.	.	.	.	.	.
440-459	5	2	.	.	.	.	.	.	.	.	.	.	.	2	.	.
480-486	42	21	.	.	.	.	.	.	.	.	.	.	.	6	8	7
487	2	.	.	.	.	.	.	.	.	.	.	.	.	.	.	.
490-493	14	12	.	.	.	.	.	.	.	.	.	1	1	5	5	.
Rem.	.	.	.	.	.	.	.	.	.	.	.	.	.	.	.	.
460-519	7	6	1	.	.	1	.	.	.	.	.	.	3	1	1	.
531-533	3	3	.	.	.	.	.	.	.	.	.	.	.	2	1	.
571	2	2	.	.	.	.	.	.	.	.	.	1	.	1	.	.
Rem.	.	.	.	.	.	.	.	.	.	.	.	.	.	.	.	.
520-579	7	4	.	.	.	.	.	.	.	.	.	.	.	3	1	.
580-629	7	4	.	.	.	.	.	.	.	.	.	.	1	1	2	.
630-676	.	.	.	.	.	.	.	.	.	.	.	.	.	.	.	.
680-739	.	.	.	.	.	.	.	.	.	.	.	.	.	.	.	.
741, 742, 3	.	.	.	.	.	.	.	.	.	.	.	.	.	.	.	.
745-747	.	.	.	.	.	.	.	.	.	.	.	.	.	.	.	.
Rem.	.	.	.	.	.	.	.	.	.	.	.	.	.	.	.	.
740-759	1	1	1	.	.	1	.	.	.	.	.	.	.	.	.	.
760-779	6	5	5	.	.	5	.	.	.	.	.	.	.	.	.	.
780-799	.	.	.	.	.	.	.	.	.	.	.	.	.	.	.	.
E810-E819	7	6	.	.	.	.	.	.	3	1	.	1	1	.	.	1
E880-E888	10	6	.	.	.	.	.	.	.	.	.	.	1	.	4	1
Rem.	.	.	.	.	.	.	.	.	.	.	.	.	.	.	.	.
E800-E949	4	4	.	.	.	.	.	1	.	.	.	.	.	.	3	.
E950-E959	4	3	.	.	.	.	.	.	.	.	.	1	1	.	.	.
E960-E969	4	4	.	.	.	.	.	.	.	2	.	.	2	.	.	.
E970-E999	1	1	.	.	.	.	.	.	.	.	1	.	.	.	.	.

death at different age-periods, by sex, 1980.

FEMALES														
AGED														
All ages	under 4 wks.	1-5 mths.	6-11 mths.	Total under 1 yr.	1-4	5-14	15-24	25-34	35-44	45-54	55-64	65-74	75-84	85 and over
209	1	.	.	1	1	.	1	1	4	12	17	57	71	44
.	.	.	.	.	.	.	.	.	.	.	.	.	.	.
3	.	.	.	.	.	.	.	.	1	1	1	.	.	.
3	.	.	.	.	.	.	.	.	1	.	.	1	2	.
1	.	.	.	.	.	.	.	.	.	.	.	1	.	.
1	.	.	.	.	.	.	.	.	.	.	.	.	.	.
2	.	.	.	.	.	.	.	.	1	.	1	1	.	.
4	.	.	.	.	.	.	.	.	.	3	1	.	.	.
1	.	.	.	.	.	.	.	.	.	.	.	.	.	.
.	.	.	.	.	.	.	.	.	.	.	.	.	.	.
.	.	.	.	.	.	.	.	.	.	.	.	.	.	.
.	.	.	.	.	.	.	.	.	.	.	.	.	.	.
16	.	.	.	.	1	.	1	.	1	1	2	4	4	2
2	.	.	.	.	.	.	.	.	.	.	.	.	2	.
1	.	.	.	.	.	.	.	.	.	.	.	.	1	.
.	.	.	.	.	.	.	.	.	.	.	.	.	.	.
2	.	.	.	.	.	.	.	1	.	1	.	.	.	.
.	.	.	.	.	.	.	.	.	.	.	.	.	.	.
2	.	.	.	.	.	.	.	.	.	1	.	.	1	.
1	.	.	.	.	.	.	.	.	.	.	.	.	1	.
50	.	.	.	.	.	.	.	.	.	2	4	22	13	9
3	.	.	.	.	.	.	.	.	.	.	1	1	1	.
13	.	.	.	.	.	.	.	.	.	.	1	4	3	5
10	.	.	.	.	.	.	.	.	.	.	.	2	4	4
42	.	.	.	.	.	.	.	.	.	2	1	11	21	7
10	.	.	.	.	.	.	.	.	.	.	.	.	5	5
3	.	.	.	.	.	.	.	.	.	.	.	1	2	.
21	.	.	.	.	.	.	.	.	.	.	3	3	6	9
2	.	.	.	.	.	.	.	.	.	.	.	1	1	.
2	.	.	.	.	.	.	.	.	.	.	.	1	.	1
1	.	.	.	.	.	.	.	.	.	.	.	.	.	1
.	.	.	.	.	.	.	.	.	.	.	.	.	.	.
.	.	.	.	.	.	.	.	.	.	.	.	.	.	.
3	.	.	.	.	.	.	.	.	.	.	.	2	1	.
3	.	.	.	.	.	.	.	.	.	.	.	1	2	.
.	.	.	.	.	.	.	.	.	.	.	.	.	.	.
.	.	.	.	.	.	.	.	.	.	.	.	.	.	.
.	.	.	.	.	.	.	.	.	.	.	.	.	.	.
1	1	.	.	1	.	.	.	.	.	.	.	.	.	.
1	.	.	.	.	.	.	.	.	.	.	.	1	1	.
4	.	.	.	.	.	.	.	.	.	.	1	1	1	1
.	.	.	.	.	.	.	.	.	.	.	.	.	.	.
1	.	.	.	.	.	.	.	.	.	1	.	.	.	.
.	.	.	.	.	.	.	.	.	.	.	.	.	.	.
.	.	.	.	.	.	.	.	.	.	.	.	.	.	.
.	.	.	.	.	.	.	.	.	.	.	.	.	.	.

# ABSTRACT 25. Banbridge District: Causes of

Detailed list number	Total M. and F.	MALES														
		AGED														
		All ages	under 4 wks.	1-5 mths.	6-11 mths.	Total under 1 yr.	1-4	5-14	15-24	25-34	35-44	45-54	55-64	65-74	75-85	85 and over
	367	192	3	2	.	5	1	4	5	3	8	8	27	54	57	20
001-139	1	1	.	.	.	.	.	.	.	.	.	.	.	.	1	.
151	8	6	.	.	.	.	.	.	.	.	.	.	.	.	1	.
153	5	3	.	.	.	.	.	.	.	.	.	.	1	1	.	1
154	1	.	.	.	.	.	.	.	.	.	.	.	.	.	.	.
157	2	2	.	.	.	.	.	.	.	.	.	1	.	1	.	.
162	9	7	.	.	.	.	.	.	.	.	.	1	.	4	2	.
174	9	.	.	.	.	.	.	.	.	.	.	.	.	.	.	.
180	.	.	.	.	.	.	.	.	.	.	.	.	.	.	.	.
183	2	.	.	.	.	.	.	.	.	.	.	.	.	.	.	.
185	2	2	.	.	.	.	.	.	.	.	.	.	1	.	.	1
204-208	3	2	.	.	.	.	.	1	.	.	.	.	.	1	.	.
Rem.																
140-208	21	11	.	.	.	.	1	.	.	2	1	.	1	3	3	.
210-239	1	1	.	.	.	.	.	.	.	.	1	.	.	.	.	.
250	4	1	.	.	.	.	.	.	.	.	.	.	.	.	1	.
Rem.																
240-279	1	.	.	.	.	.	.	.	.	.	.	.	.	.	.	.
280-289	1	.	.	.	.	.	.	.	.	.	.	.	.	.	.	.
290-319	1	.	.	.	.	.	.	.	.	.	.	.	.	.	.	.
340	.	.	.	.	.	.	.	.	.	.	.	.	.	.	.	.
Rem.																
320-389	.	.	.	.	.	.	.	.	.	.	.	.	.	.	.	.
390-392	.	.	.	.	.	.	.	.	.	.	.	.	.	.	.	.
393-398	.	.	.	.	.	.	.	.	.	.	.	.	.	.	.	.
402, 404	2	1	.	.	.	.	.	.	.	.	.	.	1	.	.	.
401, 403, 405	1	1	.	.	.	.	.	.	.	.	.	.	.	1	.	2
410	87	55	.	.	.	.	.	.	.	.	3	3	14	17	16	2
411-414	15	8	.	.	.	.	.	.	.	.	1	1	.	4	1	1
428	10	3	.	.	.	.	.	.	.	.	.	.	1	.	1	1
Rem.																
415-429	13	5	.	.	.	.	.	.	.	.	1	.	1	1	.	2
430-438	62	25	.	.	.	.	.	.	1	.	.	.	2	8	10	4
440	10	4	.	.	.	.	.	.	.	.	.	.	.	.	3	1
Rem.																
440-459	2	2	.	.	.	.	.	.	.	.	.	.	1	.	1	.
480-486	35	21	.	.	.	.	.	.	.	.	.	.	1	4	12	4
487	1	1	.	.	.	.	.	.	.	.	.	.	.	.	1	1
490-493	7	4	.	.	.	.	.	.	.	.	.	.	1	1	1	1
Rem.																
460-519	12	6	.	2	.	2	.	.	.	.	.	1	.	1	2	.
531-533	2	1	.	.	.	.	.	.	.	.	.	.	.	1	.	.
571	1	1	.	.	.	.	.	.	.	.	.	.	1	.	.	.
Rem.																
520-579	8	4	.	.	.	.	.	1	.	.	.	.	.	2	1	.
580-629	2	.	.	.	.	.	.	.	.	.	.	.	.	.	.	.
630-676	.	.	.	.	.	.	.	.	.	.	.	.	.	.	.	.
680-739	1	1	.	.	.	.	.	.	.	1	.	.	.	.	.	.
741, 742, 3	1	1	.	.	.	.	.	1	.	.	.	.	.	.	.	.
745-747	.	.	.	.	.	.	.	.	.	.	.	.	.	.	.	.
Rem.																
740-759	3	2	2	.	.	2	.	.	.	.	.	.	.	.	.	.
760-779	4	1	1	.	.	1	.	.	.	.	.	.	.	.	.	.
780-799	.	.	.	.	.	.	.	.	.	.	.	.	.	.	.	.
E810-E819	7	6	.	.	.	.	.	.	1	4	.	1	.	.	.	.
E880-E888	6	2	.	.	.	.	.	.	.	.	.	.	.	.	1	1
Rem.																
E800-E949	3	.	.	.	.	.	.	.	.	.	.	.	.	.	.	.
E950-E959	1	1	.	.	.	.	.	.	.	.	.	.	1	.	.	.
E960-E969	.	.	.	.	.	.	.	.	.	.	.	.	.	.	.	.
E970-E999	.	.	.	.	.	.	.	.	.	.	.	.	.	.	.	.



death at different age-periods, by sex, 1980.

FEMALES														
AGED														
All ages	under 4 wks.	1-5 mths.	6-11 mths.	Total under 1 yr.	1-4	5-14	15-24	25-34	35-44	45-54	55-64	65-74	75-84	85 and over
175	4	2	.	6	.	2	2	1	2	7	18	47	59	31
.	.	.	.	.	.	.	.	.	.	.	.	.	.	.
2	.	.	.	.	.	.	.	.	.	.	.	.	2	.
2	.	.	.	.	.	.	.	.	.	.	.	1	.	1
1	.	.	.	.	.	.	.	.	.	.	.	1	.	.
2	.	.	.	.	.	.	.	.	.	.	.	.	.	.
9	.	.	.	.	.	.	.	.	2	1	1	2	2	.
2	.	.	.	.	.	.	.	1	.	.	1	.	.	.
1	.	.	.	.	.	1	.	.	.	.	.	.	.	.
10	.	.	.	.	.	.	1	.	.	.	3	3	1	2
3	.	.	.	.	.	.	.	.	.	.	.	1	2	.
1	.	.	.	.	.	.	.	.	.	.	.	.	1	.
1	.	.	.	.	.	.	.	.	.	1	.	.	.	1
1	.	.	.	.	.	.	.	.	.	.	.	.	.	.
.	.	.	.	.	.	.	.	.	.	.	.	.	.	.
.	.	.	.	.	.	.	.	.	.	.	.	.	.	.
1	.	.	.	.	.	.	.	.	.	.	.	1	.	.
32	.	.	.	.	.	.	.	.	.	.	3	12	11	6
7	.	.	.	.	.	.	.	.	.	.	.	5	1	.
7	.	.	.	.	.	.	.	.	.	1	.	2	3	1
8	.	.	.	.	.	.	.	.	.	.	1	1	5	1
37	.	.	.	.	.	.	.	.	.	.	4	10	17	6
6	.	.	.	.	.	.	.	.	.	.	.	2	2	2
.	.	.	.	.	.	.	.	.	.	.	.	.	.	.
14	.	.	.	.	.	1	.	.	.	1	1	2	5	4
3	.	.	.	.	.	.	.	.	.	.	2	1	.	.
6	.	2	.	2	.	.	.	.	.	.	.	1	.	3
1	.	.	.	.	.	.	.	.	.	.	.	1	.	.
.	.	.	.	.	.	.	.	.	.	.	.	.	.	.
4	.	.	.	.	.	.	.	.	.	.	1	.	.	3
2	.	.	.	.	.	.	.	.	.	.	1	.	1	.
.	.	.	.	.	.	.	.	.	.	.	.	.	.	.
.	.	.	.	.	.	.	.	.	.	.	.	.	.	.
.	.	.	.	.	.	.	.	.	.	.	.	.	.	.
1	1	.	.	1	.	.	.	.	.	.	.	.	.	.
3	3	.	.	3	.	.	.	.	.	.	.	.	.	.
.	.	.	.	.	.	.	1	.	.	.	.	.	.	.
1	.	.	.	.	.	.	.	.	.	.	.	1	2	1
4	.	.	.	.	.	.	.	.	.	.	.	.	.	.
3	.	.	.	.	.	.	.	.	.	2	.	.	1	.
.	.	.	.	.	.	.	.	.	.	.	.	.	.	.
.	.	.	.	.	.	.	.	.	.	.	.	.	.	.
.	.	.	.	.	.	.	.	.	.	.	.	.	.	.

# ABSTRACT 25. Craigavon District: Causes of

Detailed list number	Total M. and F.	MALES														
		AGED														
		All ages	under 4 wks.	1-5 mths.	6-11 mths.	Total under 1 yr.	1-4	5-14	15-24	25-34	35-44	45-54	55-64	65-74	75-85	85 and over
	748	396	4	2	.	6	.	7	11	6	15	36	62	113	108	32
001-139	3	2	.	.	.	.	.	.	.	.	.	.	.	2	.	.
151	10	8	.	.	.	.	.	.	.	.	.	1	2	2	1	2
153	12	6	.	.	.	.	.	.	.	.	.	.	.	4	2	.
154	5	2	.	.	.	.	.	.	.	.	.	1	.	1	.	.
157	7	3	.	.	.	.	.	.	.	.	.	1	.	.	2	.
162	22	16	.	.	.	.	.	.	.	.	.	1	4	7	4	1
174	19	.	.	.	.	.	.	.	.	.	.	.	.	.	.	.
180	1	.	.	.	.	.	.	.	.	.	.	.	.	.	.	.
183	1	.	.	.	.	.	.	.	.	.	.	.	.	.	.	.
185	6	6	.	.	.	.	.	.	.	.	.	.	.	2	3	1
204-208	6	.	.	.	.	.	.	.	.	.	.	.	.	.	.	.
Rem.																
140-208	39	22	.	.	.	.	.	.	.	1	1	3	9	7	1	.
210-239	3	1	.	.	.	.	.	.	.	.	.	1	.	.	.	.
250	5	3	.	.	.	.	.	.	.	.	.	.	1	2	.	.
Rem.																
240-279	1	.	.	.	.	.	.	.	.	.	.	.	.	.	.	.
280-289	1	1	.	.	.	.	.	.	.	.	.	1	.	.	.	.
290-319	2	2	.	.	.	.	.	.	.	.	.	1	1	.	.	.
340	3	1	.	.	.	.	.	.	.	.	.	.	.	1	.	.
Rem.																
320-389	9	5	.	.	.	.	.	2	.	1	.	.	.	1	1	.
390-392	.	.	.	.	.	.	.	.	.	.	.	.	.	.	.	.
393-398	3	1	.	.	.	.	.	.	.	.	.	1	.	.	.	.
402, 404	6	2	.	.	.	.	.	.	.	.	.	.	.	1	1	.
401, 403, 405	.	.	.	.	.	.	.	.	.	.	.	.	.	.	.	.
410	181	120	.	.	.	.	.	.	.	.	4	15	25	40	31	5
411-414	42	21	.	.	.	.	.	.	.	.	1	3	4	5	5	3
428	23	11	.	.	.	.	.	.	.	.	.	1	1	1	6	2
Rem.																
415-429	34	6	.	.	.	.	.	.	.	.	.	.	1	.	2	3
430-438	101	41	.	.	.	.	.	.	1	.	.	3	7	12	15	3
440	5	3	.	.	.	.	.	.	.	.	.	.	.	.	1	2
Rem.																
440-459	6	2	.	.	.	.	.	.	.	.	.	.	.	.	2	.
480-486	57	31	.	.	.	.	.	.	.	.	.	.	2	5	18	6
487	1	1	.	.	.	.	.	.	.	.	.	.	.	1	.	.
490-493	21	16	.	.	.	.	.	.	.	1	.	1	2	8	3	1
Rem.																
460-519	9	8	.	2	.	2	.	.	.	.	.	.	.	2	3	1
531-533	5	3	.	.	.	.	.	.	.	.	1	.	.	1	.	1
571	5	3	.	.	.	.	.	.	.	.	.	.	1	.	2	.
Rem.																
520-579	13	5	.	.	.	.	.	.	.	.	.	.	2	1	2	.
580-629	15	10	.	.	.	.	.	1	.	.	1	2	.	3	3	.
630-676	.	.	.	.	.	.	.	.	.	.	.	.	.	.	.	.
680-739	1	.	.	.	.	.	.	.	.	.	.	.	.	.	.	.
741, 742, 3	3	1	1	.	.	1	.	.	.	.	.	.	.	.	.	.
745-747	2	2	1	.	.	1	.	.	1	.	.	.	.	.	.	.
Rem.																
740-759	2	1	.	.	.	.	.	1	.	.	.	.	.	.	.	.
760-779	6	2	2	.	.	2	.	.	.	.	.	.	.	.	.	.
780-799	.	.	.	.	.	.	.	.	.	.	.	.	.	.	.	.
E810-E819	11	10	.	.	.	.	.	2	6	2	.	.	.	.	.	.
E880-E888	20	4	.	.	.	.	.	.	1	.	.	1	.	1	.	1
Rem.																
E800-E949	10	6	.	.	.	.	.	1	.	.	3	.	.	2	.	.
E950-E959	7	5	.	.	.	.	.	.	1	1	2	.	.	1	.	.
E960-E969	2	1	.	.	.	.	.	.	.	.	1	.	.	.	.	.
E970-E999	2	2	.	.	.	.	.	.	1	.	1	.	.	.	.	.

death at different age-periods, by sex, 1980.

FEMALES															
All ages	under 4 wks.	1-5 mths.	6-11 mths.	Total under 1 yr.	AGED										85 and over
					1-4	5-14	15-24	25-34	35-44	45-54	55-64	65-74	75-84		
352	4	2	.	6	3	4	.	2	7	13	39	81	128	69	
1	.	.	.	.	.	1	.	.	.	.	.	.	.	1	
2	.	.	.	.	.	.	.	.	1	.	1	2	2	1	
6	.	.	.	.	.	.	.	.	.	.	1	1	2	.	
3	.	.	.	.	.	.	.	.	.	1	1	2	2	.	
4	.	.	.	.	.	.	.	.	.	1	1	2	2	.	
6	.	.	.	.	.	.	.	.	.	1	1	2	2	.	
19	.	.	.	.	.	.	.	.	1	4	5	4	5	.	
1	.	.	.	.	.	.	.	.	.	.	.	1	.	.	
1	.	.	.	.	.	.	.	.	.	.	.	1	.	.	
6	.	.	.	.	.	1	1	.	.	1	1	1	1	.	
17	.	.	.	.	.	.	.	.	1	.	8	3	4	1	
2	.	.	.	.	.	.	.	.	.	.	1	.	1	.	
2	.	.	.	.	.	.	.	.	.	.	.	.	.	.	
1	.	.	.	.	.	.	.	.	.	.	.	1	.	.	
.	.	.	.	.	.	.	.	.	.	.	.	.	.	.	
2	.	.	.	.	.	.	.	.	.	1	.	.	1	.	
4	.	.	.	.	.	.	.	.	.	.	1	.	1	2	
2	.	.	.	.	.	.	.	.	.	.	.	1	.	.	
4	.	.	.	.	.	.	.	.	1	.	1	.	1	2	
.	.	.	.	.	.	.	.	.	.	.	.	.	.	.	
61	.	.	.	.	.	.	.	.	.	.	6	15	33	7	
21	.	.	.	.	.	.	.	.	1	.	1	5	9	5	
12	.	.	.	.	.	.	.	.	.	.	.	3	2	7	
28	.	.	.	.	.	.	.	.	.	.	.	.	.	.	
60	.	.	.	.	.	.	.	.	1	1	1	4	11	10	
2	.	.	.	.	.	.	.	2	.	.	8	12	26	12	
4	.	.	.	.	.	.	.	.	.	.	.	.	.	2	
26	.	.	.	.	.	.	.	.	.	.	1	1	9	3	
.	.	.	.	.	.	.	.	.	.	.	.	8	.	8	
5	.	.	.	.	.	.	.	.	.	1	.	.	4	.	
1	.	.	.	.	.	.	.	.	.	.	.	.	.	.	
2	.	.	.	.	.	1	.	.	.	.	.	.	2	.	
2	.	.	.	.	.	.	.	.	.	1	.	1	.	.	
8	.	.	.	.	.	.	.	.	.	.	.	.	.	.	
5	.	.	.	.	.	.	.	.	1	.	1	3	3	2	
1	.	.	.	.	.	.	.	.	.	.	.	1	.	.	
2	.	.	2	2	.	.	.	.	.	.	.	.	.	.	
.	.	.	.	.	.	.	.	.	.	.	.	.	.	.	
1	.	.	.	.	.	.	.	.	.	.	.	.	.	.	
4	4	.	.	4	.	1	.	.	.	.	.	.	.	.	
.	.	.	.	.	.	.	.	.	.	.	.	.	.	.	
1	.	.	.	.	1	.	.	.	.	.	.	.	.	.	
16	.	.	.	.	.	.	.	.	.	.	.	5	4	7	
4	.	.	.	.	.	1	.	.	.	1	.	1	1	.	
2	.	.	.	.	.	.	.	.	.	1	.	1	.	.	
1	.	.	.	.	.	.	.	.	.	.	.	1	.	.	
.	.	.	.	.	.	.	.	.	.	.	.	.	.	.	

# ABSTRACT 25. Dungannon District: Causes of

Detailed list number	Total M. and F.	MALES														
		AGED														
		All ages	under 4 wks.	1-5 mths.	6-11 mths.	Total under 1 yr.	1-4	5-14	15-24	25-34	35-44	45-54	55-64	65-74	75-85	85 and over
	513	295	5	1	.	6	1	2	10	3	8	18	59	73	82	33
001-139	.	.	.	.	.	.	.	.	.	.	.	.	.	.	.	.
151	8	3	.	.	.	.	.	.	.	.	.	1	.	1	.	1
153	3	2	.	.	.	.	.	.	.	.	.	.	1	1	.	.
154	6	3	.	.	.	.	.	.	.	.	.	.	.	3	.	.
157	5	2	.	.	.	.	.	.	.	.	.	.	1	.	1	.
162	16	13	.	.	.	.	.	.	.	.	.	1	4	2	6	.
174	8	.	.	.	.	.	.	.	.	.	.	.	.	.	.	.
180	1	.	.	.	.	.	.	.	.	.	.	.	.	.	.	.
183	1	.	.	.	.	.	.	.	.	.	.	.	.	.	.	.
185	2	2	.	.	.	.	.	.	.	.	.	.	.	1	.	1
204-208	1	.	.	.	.	.	.	.	.	.	.	.	.	.	.	.
Rem.	.	.	.	.	.	.	.	.	.	.	.	.	.	.	.	.
140-208	21	7	.	.	.	.	.	.	.	.	.	1	3	1	2	.
210-239	1	.	.	.	.	.	.	.	.	.	.	.	.	.	.	.
250	11	6	.	.	.	.	.	.	.	.	.	1	1	2	1	1
Rem.	.	.	.	.	.	.	.	.	.	.	.	.	.	.	.	.
240-279	2	1	.	.	.	.	.	.	.	.	.	.	1	.	.	.
280-289	.	.	.	.	.	.	.	.	.	.	.	.	.	.	.	.
290-319	.	.	.	.	.	.	.	.	.	.	.	.	.	.	.	.
340	.	.	.	.	.	.	.	.	.	.	.	.	.	.	.	.
Rem.	.	.	.	.	.	.	.	.	.	.	.	.	.	.	.	.
320-389	10	5	.	.	.	.	.	.	.	1	.	.	1	1	2	.
390-392	.	.	.	.	.	.	.	.	.	.	.	.	.	.	.	.
393-398	2	1	.	.	.	.	.	.	.	.	.	.	1	.	.	.
402, 404	4	3	.	.	.	.	.	.	.	.	.	.	1	1	1	.
401, 403, 405	1	.	.	.	.	.	.	.	.	.	.	.	.	.	.	.
410	123	92	.	.	.	.	.	.	.	.	3	7	31	25	22	4
411-414	27	16	.	.	.	.	.	.	.	.	2	2	3	1	4	4
428	20	9	.	.	.	.	.	.	.	.	.	.	1	2	2	4
Rem.	.	.	.	.	.	.	.	.	.	.	.	.	.	.	.	.
415-429	24	12	.	.	.	.	.	.	.	.	.	.	1	2	5	4
430-438	63	29	.	.	.	.	.	.	.	.	1	.	1	14	10	3
440	7	2	.	.	.	.	.	.	.	.	.	.	.	.	.	2
Rem.	.	.	.	.	.	.	.	.	.	.	.	.	.	.	.	.
440-459	12	7	.	.	.	.	.	.	.	.	.	1	2	2	2	.
480-486	27	15	.	.	.	.	.	.	.	.	.	.	1	2	9	3
487	.	.	.	.	.	.	.	.	.	.	.	.	.	.	.	.
490-493	18	12	.	.	.	.	.	.	.	.	.	.	.	5	6	1
Rem.	.	.	.	.	.	.	.	.	.	.	.	.	.	.	.	.
460-519	15	9	.	.	.	.	.	.	.	.	.	.	.	5	2	2
531-533	5	3	.	.	.	.	.	.	.	.	.	.	1	.	1	1
571	2	1	.	.	.	.	.	.	.	.	.	.	1	.	.	.
Rem.	.	.	.	.	.	.	.	.	.	.	.	.	.	.	.	.
520-579	10	2	.	.	.	.	.	.	.	.	.	1	.	1	.	.
580-629	10	7	.	.	.	.	.	.	.	.	.	.	1	1	4	1
630-676	.	.	.	.	.	.	.	.	.	.	.	.	.	.	.	.
680-739	.	.	.	.	.	.	.	.	.	.	.	.	.	.	.	.
741, 742, 3	1	1	.	.	.	.	1	.	.	.	.	.	.	.	.	.
745-747	2	1	.	1	.	1	.	.	.	.	.	.	.	.	.	.
Rem.	.	.	.	.	.	.	.	.	.	.	.	.	.	.	.	.
740-759	8	5	4	.	.	4	.	1	.	.	.	.	.	.	.	.
760-779	3	1	1	.	.	1	.	.	.	.	.	.	.	.	.	.
780-799	4	1	.	.	.	.	.	.	.	.	.	.	1	.	.	.
E810-E819	12	11	.	.	.	.	.	1	5	.	.	3	1	.	1	.
E880-E888	9	2	.	.	.	.	.	.	1	.	.	.	.	.	.	1
Rem.	.	.	.	.	.	.	.	.	.	.	.	.	.	.	.	.
E800-E949	1	1	.	.	.	.	.	.	.	.	.	.	.	.	1	.
E950-E959	1	1	.	.	.	.	.	.	.	.	1	.	.	.	.	.
E960-E969	1	1	.	.	.	.	.	.	.	.	1	.	.	.	.	.
E970-E999	6	6	.	.	.	.	.	.	4	2	.	.	.	.	.	.

ath at different age-periods, by sex, 1980.

FEMALES														
All ages	AGED													
	under 4 wks.	1-5 mths.	6-11 mths.	Total under 1 yr.	1-4	5-14	15-24	25-34	35-44	45-54	55-64	65-74	75-84	85 and over
218	5	1	1	7	1	1	.	1	2	9	23	60	70	44
.	.	.	.	.	.	.	.	.	.	.	.	.	.	.
5	.	.	.	.	.	.	.	.	.	.	2	2	1	.
1	.	.	.	.	.	.	.	.	.	.	.	.	1	.
3	.	.	.	.	.	.	.	.	.	1	.	2	.	.
3	.	.	.	.	.	.	.	.	.	1	1	.	.	1
3	.	.	.	.	.	.	.	.	.	.	1	1	1	.
8	.	.	.	.	.	.	.	.	1	2	2	2	1	.
.	.	.	.	.	.	.	.	.	.	.	.	.	.	.
1	.	.	.	.	.	.	.	.	.	.	.	.	1	.
.	.	.	.	.	.	.	.	.	.	.	.	.	.	.
1	.	.	.	.	.	.	.	.	.	.	.	.	1	.
14	.	.	.	.	.	.	.	1	1	1	4	5	1	1
1	.	.	.	.	.	.	.	.	.	.	1	.	.	.
5	.	.	.	.	.	.	.	.	.	.	2	2	1	.
.	.	.	.	.	.	.	.	.	.	.	.	.	.	.
1	.	.	.	.	.	.	.	.	.	.	.	.	1	.
.	.	.	.	.	.	.	.	.	.	.	.	.	.	.
.	.	.	.	.	.	.	.	.	.	.	.	.	.	.
5	.	.	.	.	.	1	.	.	.	1	.	2	.	1
.	.	.	.	.	.	.	.	.	.	.	.	.	.	.
1	.	.	.	.	.	.	.	.	.	.	.	1	.	.
1	.	.	.	.	.	.	.	.	.	.	.	1	.	.
1	.	.	.	.	.	.	.	.	.	.	.	.	.	1
31	.	.	.	.	.	.	.	.	.	1	4	13	10	3
11	.	.	.	.	.	.	.	.	.	.	1	3	7	.
11	.	.	.	.	.	.	.	.	.	.	1	4	2	4
12	.	.	.	.	.	.	.	.	.	1	1	2	2	6
34	.	.	.	.	.	.	.	.	.	.	.	7	17	10
5	.	.	.	.	.	.	.	.	.	.	.	.	1	4
5	.	.	.	.	.	.	.	.	.	.	.	1	3	1
12	.	.	.	.	.	.	.	.	.	.	.	1	6	5
.	.	.	.	.	.	.	.	.	.	.	.	.	.	.
6	.	.	.	.	.	.	.	.	.	.	.	1	4	1
6	.	1	1	2	.	.	.	.	.	.	.	2	1	1
2	.	.	.	.	.	.	.	.	.	.	.	.	.	2
1	.	.	.	.	.	.	.	.	.	.	.	1	.	.
8	.	.	.	.	.	.	.	.	.	1	.	4	3	.
3	.	.	.	.	.	.	.	.	.	.	1	2	.	.
.	.	.	.	.	.	.	.	.	.	.	.	.	.	.
.	.	.	.	.	.	.	.	.	.	.	.	.	.	.
1	.	.	.	.	1	.	.	.	.	.	.	.	.	.
3	3	.	.	3	.	.	.	.	.	.	.	.	.	.
2	2	.	.	2	.	.	.	.	.	.	.	.	.	.
3	.	.	.	.	.	.	.	.	.	.	1	1	.	1
1	.	.	.	.	.	.	.	.	.	.	1	.	.	.
7	.	.	.	.	.	.	.	.	.	.	.	.	5	2
.	.	.	.	.	.	.	.	.	.	.	.	.	.	.
.	.	.	.	.	.	.	.	.	.	.	.	.	.	.
.	.	.	.	.	.	.	.	.	.	.	.	.	.	.

# ABSTRACT 25. Newry and Mourne District: Causes of

Detailed list number	Total M. and F.	MALES														
		AGED														
		All ages	under 4 wks.	1-5 mths.	6-11 mths.	Total under 1 yr.	1-4	5-14	15-24	25-34	35-44	45-54	55-64	65-74	75-85	85 and over
	832	468	6	2	.	8	3	5	22	7	12	30	81	141	120	39
001-139	6	4	.	.	.	.	.	.	1	.	.	.	1	1	1	.
151	16	11	.	.	.	.	.	.	.	.	.	.	3	4	3	1
153	8	4	.	.	.	.	.	.	.	.	.	.	.	4	.	.
154	5	4	.	.	.	.	.	.	.	.	.	.	2	2	.	.
157	4	3	.	.	.	.	.	.	.	.	.	.	1	1	2	.
162	21	15	.	.	.	.	.	.	.	.	.	1	6	6	2	.
174	10	.	.	.	.	.	.	.	.	.	.	.	.	.	.	.
180	2	.	.	.	.	.	.	.	.	.	.	.	.	.	.	.
183	4	.	.	.	.	.	.	.	.	.	.	.	.	3	.	.
185	7	7	.	.	.	.	.	.	.	.	.	.	.	.	4	.
204-208	3	3	.	.	.	.	.	.	1	1	.	.	.	1	.	.
Rem.																
140-208	48	21	.	.	.	.	.	.	1	.	2	2	6	7	1	2
210-239	1	1	.	.	.	.	.	.	.	.	.	.	.	1	.	.
250	10	1	.	.	.	.	.	.	.	.	.	.	.	.	.	.
Rem.																
240-279	2	.	.	.	.	.	.	.	.	.	.	.	.	.	.	.
280-289	1	.	.	.	.	.	.	.	.	.	.	.	.	.	.	.
290-319	2	2	.	.	.	.	.	.	1	.	.	.	.	.	1	.
340	4	2	.	.	.	.	.	.	.	.	2	.	.	.	.	.
Rem.																
320-389	8	4	.	.	.	.	1	.	.	.	.	.	.	2	.	1
390-392	.	.	.	.	.	.	.	.	.	.	.	.	.	.	.	.
393-398	2	2	.	.	.	.	.	.	.	.	.	.	.	2	.	.
402, 404	7	6	.	.	.	.	.	.	.	.	.	.	.	3	3	.
401, 403, 405	4	.	.	.	.	.	.	.	.	.	.	.	.	.	.	.
410	199	132	.	.	.	.	.	.	.	2	1	15	26	43	40	5
411-414	33	17	.	.	.	.	.	.	.	.	2	2	4	8	1	.
428	14	8	.	.	.	.	.	.	.	.	.	.	.	1	4	3
Rem.																
415-429	44	19	.	.	.	.	.	.	.	.	.	2	2	3	10	2
430-438	101	40	.	.	.	.	.	.	.	.	.	3	7	12	13	5
440	19	8	.	.	.	.	.	.	.	.	.	.	.	1	5	2
Rem.																
440-459	5	3	.	.	.	.	.	.	.	.	.	.	1	1	.	1
480-486	50	24	.	.	.	.	.	.	.	.	.	.	2	4	9	9
487	2	1	.	.	.	.	.	.	.	.	.	.	.	.	.	1
490-493	37	29	.	.	.	.	.	.	.	.	.	2	6	11	8	2
Rem.																
460-519	25	14	.	.	.	.	.	.	.	.	1	1	4	7	1	.
531-533	10	5	.	.	.	.	.	.	.	.	.	.	1	2	2	.
571	5	1	.	.	.	.	.	.	.	.	.	.	.	1	.	.
Rem.																
520-579	18	11	.	.	.	.	.	.	1	.	.	.	.	3	5	2
580-629	6	3	.	.	.	.	.	.	.	.	.	.	1	1	1	.
630-676	.	.	.	.	.	.	.	.	.	.	.	.	.	.	.	.
680-739	3	1	.	.	.	.	.	.	.	.	.	.	1	.	.	.
741, 742-3	5	2	.	.	.	.	1	1	.	.	.	.	.	.	.	.
745-747	1	.	.	.	.	.	.	.	.	.	.	.	.	.	.	.
Rem.																
740-759	5	3	1	1	.	2	1	.	.	.	.	.	.	.	.	.
760-779	7	5	5	.	.	5	.	.	.	.	.	.	.	.	.	.
780-799	.	.	.	.	.	.	.	.	.	.	.	.	.	.	.	.
E810-E819	12	11	.	1	.	1	.	2	3	1	.	.	3	.	1	.
E880-E888	20	8	.	.	.	.	.	.	.	.	.	.	.	3	2	3
Rem.																
E800-E949	13	13	.	.	.	.	.	1	3	2	1	.	4	1	1	.
E950-E959	4	2	.	.	.	.	.	.	.	.	1	.	1	.	.	.
E960-E969	5	5	.	.	.	.	.	.	.	1	1	2	.	1	.	.
E970-E999	15	14	.	.	.	.	.	.	12	.	1	.	1	.	.	.

\* This table includes 1 death where external factors played a part in causing death but the underlying cause of death was not classified into the category—"injury and poisoning".

death at different age-periods, by sex, 1980.

FEMALES														
AGED														
All ages	under 4 wks.	1-5 mths.	6-11 mths.	Total under 1 yr.	1-4	5-14	15-24	25-34	35-44	45-54	55-64	65-74	75-84	85 and over
364	6	1	3	10	.	.	2	3	4	22	44	96	117	66
2	.	.	.	.	.	.	.	.	.	.	.	2	.	.
5	.	.	.	.	.	.	.	.	.	1	.	2	1	1
4	.	.	.	.	.	.	.	.	.	.	1	2	1	.
1	.	.	.	.	.	.	.	.	.	.	.	1	.	.
1	.	.	.	.	.	.	.	.	.	.	.	.	1	.
6	.	.	.	.	.	.	.	.	.	1	.	2	2	.
10	.	.	.	.	.	.	.	1	.	1	4	3	1	.
2	.	.	.	.	.	.	.	.	.	1	.	.	1	.
4	.	.	.	.	.	.	.	.	.	1	1	2	.	.
.	.	.	.	.	.	.	.	.	.	.	.	.	.	.
.	.	.	.	.	.	.	.	.	.	.	.	.	.	.
27	.	.	.	.	.	.	.	.	1	3	8	5	8	2
9	.	.	.	.	.	.	.	.	.	.	.	8	1	.
2	.	.	.	.	.	.	.	.	.	.	.	1	1	.
1	.	.	.	.	.	.	.	.	.	.	.	.	1	.
2	.	.	.	.	.	.	.	.	.	1	1	.	.	.
4	.	.	.	.	.	.	.	.	.	.	1	1	2	.
.	.	.	.	.	.	.	.	.	.	.	.	.	.	.
1	.	.	.	.	.	.	.	.	.	.	.	.	1	.
4	.	.	.	.	.	.	.	.	1	.	2	1	1	.
67	.	.	.	.	.	.	.	.	.	2	5	25	21	14
16	.	.	.	.	.	.	.	.	.	.	1	6	6	3
6	.	.	.	.	.	.	.	.	.	.	.	2	4	.
25	.	.	.	.	.	.	.	.	.	2	2	3	11	7
61	.	.	.	.	.	.	.	.	1	2	4	11	27	16
11	.	.	.	.	.	.	.	.	.	.	1	2	3	5
2	.	.	.	.	.	.	.	.	.	.	.	.	.	.
26	.	.	.	.	.	.	.	.	.	2	1	5	10	8
1	.	.	.	.	.	.	.	.	.	.	.	.	1	.
8	.	.	.	.	.	.	.	.	.	1	1	3	.	3
11	.	.	2	2	.	.	1	.	.	.	2	1	5	.
5	.	.	.	.	.	.	.	.	1	1	2	1	2	.
4	.	.	.	.	.	.	.	.	.	2	2	.	.	.
7	.	.	.	.	.	.	1	.	.	1	1	1	1	2
3	.	.	.	.	.	.	.	.	.	.	2	.	.	1
2	.	.	.	.	.	.	.	.	.	.	.	.	.	.
3	2	.	1	3	.	.	.	.	.	.	1	1	.	.
1	.	1	.	1	.	.	.	.	.	.	.	.	.	.
2	2	.	.	2	.	.	.	.	.	.	.	.	.	.
2	2	.	.	2	.	.	.	.	.	.	.	.	.	.
1	.	.	.	.	.	.	.	1	.	.	.	.	.	.
12	.	.	.	.	.	.	.	.	.	.	.	3	5	4
.	.	.	.	.	.	.	.	.	.	.	.	.	.	.
2	.	.	.	.	.	.	.	1	.	.	1	.	.	.
1	.	.	.	.	.	.	.	.	.	.	1	.	.	.

# ABSTRACT 25. Fermanagh District: Causes of

Detailed list number	Total M. and F.	MALES														
		AGED														
		All ages	under 4 wks.	1-5 mths.	6-11 mths.	Total under 1 yr.	1-4	5-14	15-24	25-34	35-44	45-54	55-64	65-74	75-85	85 and over
	670	385	7	3	.	10	2	5	10	8	11	14	64	100	110	51
001-139	2	1	.	.	.	.	1	.	.	.	.	.	.	.	.	.
151	13	9	.	.	.	.	.	.	.	1	.	1	2	3	1	1
153	11	5	.	.	.	.	.	.	.	.	.	1	1	1	1	2
154	4	3	.	.	.	.	.	.	.	.	.	.	2	1	1	.
157	5	2	.	.	.	.	.	.	.	.	.	.	.	1	1	.
162	19	16	.	.	.	.	.	.	.	.	.	.	3	7	4	2
174	10	.	.	.	.	.	.	.	.	.	.	.	.	.	.	.
180	3	.	.	.	.	.	.	.	.	.	.	.	.	.	.	.
183	1	.	.	.	.	.	.	.	.	.	.	.	.	.	.	.
185	4	4	.	.	.	.	.	.	.	.	.	.	.	.	1	2
204-208	1	1	.	.	.	.	.	.	.	.	.	.	.	1	.	.
Rem.																
140-208	35	20	.	.	.	.	.	.	1	1	2	2	8	3	3	.
210-239	5	2	.	.	.	.	.	1	.	.	.	.	1	.	.	.
250	3	2	.	.	.	.	.	.	.	.	.	.	1	.	1	.
Rem.																
240-279	2	.	.	.	.	.	.	.	.	.	.	.	.	.	.	.
280-289	4	2	.	.	.	.	.	.	.	.	.	.	1	.	1	.
290-319	.	.	.	.	.	.	.	.	.	.	.	.	.	.	.	.
340	1	1	.	.	.	.	.	.	.	.	.	.	.	1	.	.
Rem.																
320-389	6	3	.	.	.	.	.	.	.	.	.	.	1	1	1	.
390-392	.	.	.	.	.	.	.	.	.	.	.	.	.	.	.	.
393-398	2	.	.	.	.	.	.	.	.	.	.	.	.	.	.	.
402, 404	6	4	.	.	.	.	.	.	.	.	.	1	2	1	.	.
401, 403, 405	2	2	.	.	.	.	.	.	.	.	.	1	1	1	.	.
410	150	91	.	.	.	.	.	.	.	.	4	2	22	32	23	8
411-414	51	34	.	.	.	.	.	.	.	.	.	2	4	8	13	7
428	22	12	.	.	.	.	.	.	1	.	1	.	2	3	4	1
Rem.																
415-429	28	15	.	.	.	.	.	.	.	.	.	1	1	4	6	3
430-438	93	48	.	.	.	.	.	.	.	.	.	2	5	11	21	9
440	19	10	.	.	.	.	.	.	.	.	.	.	.	2	5	3
Rem.																
440-459	3	1	.	.	.	.	.	.	.	.	.	.	.	1	.	.
480-486	46	17	.	2	.	2	.	.	.	.	.	.	.	2	8	5
487	.	.	.	.	.	.	.	.	.	.	.	.	.	.	.	.
490-493	21	16	.	.	.	.	.	.	.	1	.	.	2	5	5	3
Rem.																
460-519	19	12	.	1	.	1	.	.	.	.	.	.	2	3	4	2
531-533	6	4	.	.	.	.	.	.	.	.	.	.	1	.	2	1
571	2	.	.	.	.	.	.	.	.	.	.	.	.	.	.	.
Rem.																
520-579	9	5	.	.	.	.	1	.	.	.	1	.	.	2	1	.
580-629	5	3	.	.	.	.	.	.	.	.	.	.	.	1	1	1
630-676	.	.	.	.	.	.	.	.	.	.	.	.	.	.	.	.
680-639	1	.	.	.	.	.	.	.	.	.	.	.	.	.	.	.
741, 742-3	1	.	.	.	.	.	.	.	.	.	.	.	.	.	.	.
745-747	1	.	.	.	.	.	.	.	.	.	.	.	.	.	.	.
Rem.																
740-759	1	.	.	.	.	.	.	.	.	.	.	.	.	.	.	.
760-779	8	7	7	.	.	7	.	.	.	.	.	.	.	.	.	.
780-799	.	.	.	.	.	.	.	.	.	.	.	.	.	.	.	.
E810-E819	13	13	.	.	.	.	.	4	4	3	.	.	2	.	.	.
E880-E888	9	4	.	.	.	.	.	.	.	.	.	.	.	3	.	1
Rem.																
E800-E949	15	11	.	.	.	.	.	.	3	1	1	1	1	2	2	.
E950-E959	1	.	.	.	.	.	.	.	.	.	.	.	.	.	.	.
E960-E969	4	3	.	.	.	.	.	.	.	1	1	1	.	.	.	.
E970-E999	3	2	.	.	.	.	.	.	1	.	1	.	.	.	.	.



death at different age-periods, by sex, 1980.

FEMALES														
AGED														
All ages	under 4 wks.	1-5 mths.	6-11 mths.	Total under 1 yr.	1-4	5-14	15-24	25-34	35-44	45-54	55-64	65-74	75-84	85 and over
285	3	.	1	4	.	1	2	2	7	9	35	68	95	62
1	.	.	.	.	.	.	1	.	.	.	.	.	.	.
4	.	.	.	.	.	.	.	.	.	.	.	.	4	.
6	.	.	.	.	.	.	.	.	.	1	.	1	.	4
1	.	.	.	.	.	.	.	.	.	.	1	.	.	.
3	.	.	.	.	.	.	.	.	.	.	.	1	1	1
3	.	.	.	.	.	.	.	.	.	.	.	3	.	.
10	.	.	.	.	.	.	.	1	1	2	5	1	.	.
3	.	.	.	.	.	.	.	.	1	.	2	.	.	.
1	.	.	.	.	.	.	.	.	.	1	.	.	.	.
.	.	.	.	.	.	.	.	.	.	.	.	.	.	.
.	.	.	.	.	.	.	.	.	.	.	.	.	.	.
15	.	.	.	.	.	.	.	.	1	.	3	5	5	1
3	.	.	.	.	.	.	.	.	.	.	2	.	1	.
1	.	.	.	.	.	.	.	.	.	.	.	.	1	.
2	.	.	.	.	.	.	.	.	.	.	.	2	.	.
2	.	.	.	.	.	.	.	.	1	.	.	1	.	.
.	.	.	.	.	.	.	.	.	.	.	.	.	.	.
.	.	.	.	.	.	.	.	.	.	.	.	.	.	.
3	.	.	.	.	.	.	.	.	.	1	.	1	.	1
.	.	.	.	.	.	.	.	.	.	.	.	.	2	.
2	.	.	.	.	.	.	.	.	.	.	.	.	1	1
2	.	.	.	.	.	.	.	.	.	.	.	.	.	.
.	.	.	.	.	.	.	.	.	.	.	.	.	.	.
59	.	.	.	.	.	.	.	.	.	2	7	21	20	9
17	.	.	.	.	.	.	.	.	.	.	1	8	5	3
10	.	.	.	.	.	.	.	.	.	.	1	1	5	3
13	.	.	.	.	.	.	.	.	.	.	1	.	6	6
45	.	.	.	.	.	.	.	.	.	.	2	11	18	14
9	.	.	.	.	.	.	.	.	.	.	.	.	5	4
2	.	.	.	.	.	.	.	.	.	.	.	1	1	.
29	.	.	.	.	.	.	.	.	1	1	3	5	12	7
.	.	.	.	.	.	.	.	.	.	.	.	2	2	1
5	.	.	.	.	.	.	.	.	.	.	.	.	.	.
7	.	.	.	.	.	.	.	.	.	.	2	.	2	3
2	.	.	.	.	.	.	.	.	.	.	.	.	.	2
2	.	.	.	.	.	.	.	.	.	1	.	.	1	.
4	.	.	.	.	.	.	.	.	.	.	1	.	2	1
2	.	.	.	.	.	.	.	.	.	.	2	.	.	.
.	.	.	.	.	.	.	.	.	.	.	.	.	.	.
1	.	.	.	.	.	.	1	.	.	.	.	.	.	.
1	.	.	.	.	.	.	.	.	.	.	.	.	.	.
1	1	.	1	1	.	.	.	.	.	.	.	.	.	.
1	1	.	.	1	.	.	.	.	.	.	.	.	.	.
.	.	.	.	.	.	.	.	.	.	.	.	.	.	.
5	.	.	.	.	.	.	.	.	.	.	.	3	1	1
4	.	.	.	.	.	1	.	.	2	.	.	1	.	.
1	.	.	.	.	.	.	.	.	.	.	1	.	.	.
1	.	.	.	.	.	.	.	1	.	.	.	.	.	.
1	.	.	.	.	.	.	.	.	.	.	1	.	.	.

# ABSTRACT 25. Limavady District: Causes of

Detailed list number	Total M. and F.	MALES														
		AGED														
		All ages	under 4 wks.	1-5 mths.	6-11 mths.	Total under 1 yr.	1-4	5-14	15-24	25-34	35-44	45-54	55-64	65-74	75-85	85 and over
	235	139	6	2	.	8	.	2	1	3	4	9	19	44	38	11
001-139	2	1	.	.	.	.	.	.	.	.	.	.	1	.	.	.
151	3	1	.	.	.	.	.	.	.	.	.	1	.	.	.	.
153	2	1	.	.	.	.	.	.	.	.	.	.	.	1	.	.
154	.	.	.	.	.	.	.	.	.	.	.	.	.	.	.	.
157	1	.	.	.	.	.	.	.	.	.	.	.	.	.	.	.
162	14	12	.	.	.	.	.	.	.	.	.	2	4	4	2	.
174	3	.	.	.	.	.	.	.	.	.	.	.	.	.	.	.
180	.	.	.	.	.	.	.	.	.	.	.	.	.	.	.	.
183	.	.	.	.	.	.	.	.	.	.	.	.	.	.	.	.
185	3	3	.	.	.	.	.	.	.	.	.	.	.	1	2	.
204-208	1	1	.	.	.	.	.	.	.	1	.	.	.	.	.	.
Rem.	.	.	.	.	.	.	.	.	.	.	.	.	.	.	.	.
140-208	16	12	.	.	.	.	.	.	.	.	.	3	2	4	2	1
210-239	.	.	.	.	.	.	.	.	.	.	.	.	.	.	.	.
250	3	.	.	.	.	.	.	.	.	.	.	.	.	.	.	.
Rem.	.	.	.	.	.	.	.	.	.	.	.	.	.	.	.	.
240-279	2	.	.	.	.	.	.	.	.	.	.	.	.	.	.	.
280-289	1	1	.	.	.	.	.	.	.	.	.	.	.	1	.	.
290-319	.	.	.	.	.	.	.	.	.	.	.	.	.	.	.	.
340	.	.	.	.	.	.	.	.	.	.	.	.	.	.	.	.
Rem.	.	.	.	.	.	.	.	.	.	.	.	.	.	.	.	.
320-389	.	.	.	.	.	.	.	.	.	.	.	.	.	.	.	.
390-392	.	.	.	.	.	.	.	.	.	.	.	.	.	.	.	.
393-398	.	.	.	.	.	.	.	.	.	.	.	.	.	.	.	.
402, 404	.	.	.	.	.	.	.	.	.	.	.	.	.	.	.	.
401, 403, 405	.	.	.	.	.	.	.	.	.	.	.	.	.	.	.	.
410	63	47	.	.	.	.	.	.	.	.	3	2	4	19	12	7
411-414	12	8	.	.	.	.	.	.	.	.	.	.	3	1	4	.
428	9	4	.	.	.	.	.	.	.	.	.	.	.	1	2	1
Rem.	.	.	.	.	.	.	.	.	.	.	.	.	.	.	.	.
415-429	4	3	.	.	.	.	.	.	.	.	.	.	.	.	2	1
430-438	31	12	.	.	.	.	.	.	.	.	.	1	1	4	6	.
440	5	1	.	.	.	.	.	.	.	.	.	.	.	.	1	.
Rem.	.	.	.	.	.	.	.	.	.	.	.	.	.	.	.	.
440-459	2	.	.	.	.	.	.	.	.	.	.	.	.	.	.	.
480-486	12	3	.	.	.	.	.	.	.	.	.	.	.	2	.	1
487	.	.	.	.	.	.	.	.	.	.	.	.	.	.	.	.
490-493	5	5	.	.	.	.	.	.	.	.	1	.	2	1	1	.
Rem.	.	.	.	.	.	.	.	.	.	.	.	.	.	.	.	.
460-519	4	2	.	.	.	.	.	.	.	.	.	.	.	.	2	.
531-533	2	2	.	.	.	.	.	.	.	.	.	.	1	1	.	.
571	1	.	.	.	.	.	.	.	.	.	.	.	.	.	.	.
Rem.	.	.	.	.	.	.	.	.	.	.	.	.	.	.	.	.
520-579	4	2	.	.	.	.	.	.	.	.	.	.	.	1	1	.
580-629	6	4	.	.	.	.	.	.	.	.	.	.	.	3	1	.
630-676	.	.	.	.	.	.	.	.	.	.	.	.	.	.	.	.
680-739	2	.	.	.	.	.	.	.	.	.	.	.	.	.	.	.
741, 742-3	1	1	.	.	.	.	.	1	.	.	.	.	.	.	.	.
745-747	.	.	.	.	.	.	.	.	.	.	.	.	.	.	.	.
Rem.	.	.	.	.	.	.	.	.	.	.	.	.	.	.	.	.
740-759	4	3	3	.	.	3	.	.	.	.	.	.	.	.	.	.
760-779	7	3	3	.	.	3	.	.	.	.	.	.	.	.	.	.
780-799	2	1	.	1	.	1	.	.	.	.	.	.	.	.	.	.
E810-E819	4	3	.	.	.	.	.	1	1	.	.	.	1	.	.	.
E880-E888	1	.	.	.	.	.	.	.	.	.	.	.	.	.	.	.
Rem.	.	.	.	.	.	.	.	.	.	.	.	.	.	.	.	.
E800-E949	3	3	.	1	.	1	.	.	.	2	.	.	.	.	.	.
E950-E959	.	.	.	.	.	.	.	.	.	.	.	.	.	.	.	.
E960-E969	.	.	.	.	.	.	.	.	.	.	.	.	.	.	.	.
E970-E999	.	.	.	.	.	.	.	.	.	.	.	.	.	.	.	.

death at different age-periods, by sex, 1980.

FEMALES														
AGED														
All ages	under 4 wks.	1-5 mths.	6-11 mths.	Total under 1 yr.	1-4	5-14	15-24	25-34	35-44	45-54	55-64	65-74	75-84	85 and over
96	6	1	1	8	1	.	.	1	1	4	7	19	26	29
1	.	.	.	.	.	.	.	.	.	.	.	.	1	.
2	.	.	.	.	.	.	.	.	.	.	.	1	1	.
1	.	.	.	.	.	.	.	.	.	.	1	.	.	.
1	.	.	.	.	.	.	.	.	.	.	1	.	.	.
2	.	.	.	.	.	.	.	.	.	.	1	1	1	.
3	.	.	.	.	.	.	.	.	.	1	1	1	.	.
.	.	.	.	.	.	.	.	.	.	.	.	.	.	.
.	.	.	.	.	.	.	.	.	.	.	.	.	.	.
4	.	.	.	.	.	.	.	.	.	.	.	3	1	.
3	.	.	.	.	.	.	.	.	.	.	.	3	.	.
2	.	.	1	1	.	.	.	.	.	.	1	.	.	.
.	.	.	.	.	.	.	.	.	.	.	.	.	.	.
.	.	.	.	.	.	.	.	.	.	.	.	.	.	.
.	.	.	.	.	.	.	.	.	.	.	.	.	.	.
.	.	.	.	.	.	.	.	.	.	.	.	.	.	.
16	.	.	.	.	.	.	.	.	.	1	.	6	7	2
4	.	.	.	.	.	.	.	.	1	.	.	1	2	3
5	.	.	.	.	.	.	.	.	.	.	.	.	2	.
1	1	.	.	1	.	.	.	.	.	.	.	.	5	9
19	.	.	.	.	.	.	.	1	.	1	1	2	1	2
4	.	.	.	.	.	.	.	.	.	.	.	1	1	1
2	.	.	.	.	.	.	.	.	.	.	.	.	1	8
9	.	.	.	.	.	.	.	.	.	.	.	.	.	.
.	.	.	.	.	.	.	.	.	.	.	.	.	.	.
.	.	.	.	.	.	.	.	.	.	.	.	.	.	.
2	.	.	.	.	.	.	.	.	.	.	.	.	1	1
1	.	.	.	.	.	.	.	.	.	1	.	.	.	.
2	.	1	.	1	.	.	.	.	.	.	.	.	1	.
2	.	.	.	.	1	.	.	.	.	.	1	.	.	.
2	.	.	.	.	.	.	.	.	.	.	.	.	.	2
.	.	.	.	.	.	.	.	.	.	.	.	.	.	.
.	.	.	.	.	.	.	.	.	.	.	.	.	.	.
1	1	.	.	1	.	.	.	.	.	.	.	.	.	.
4	4	.	.	4	.	.	.	.	.	.	.	.	.	.
1	.	.	.	.	.	.	.	.	.	.	.	.	.	.
1	.	.	.	.	.	.	.	.	.	.	1	.	1	.
1	.	.	.	.	.	.	.	.	.	.	.	.	.	.
.	.	.	.	.	.	.	.	.	.	.	.	.	.	.
.	.	.	.	.	.	.	.	.	.	.	.	.	.	.
.	.	.	.	.	.	.	.	.	.	.	.	.	.	.
.	.	.	.	.	.	.	.	.	.	.	.	.	.	.

# ABSTRACT 25. Londonderry District: Causes of

Detailed list number	Total M. and F.	MALES														
		AGED														
		All ages	under 4 wks.	1-5 mths.	6-11 mths.	Total under 1 yr.	1-4	5-14	15-24	25-34	35-44	45-54	55-64	65-74	75-85	85 and over
	866	438	10	7	1	18	3	9	9	5	9	28	83	134	110	30
001-139	3	1	.	.	.	.	.	.	.	.	.	1	.	.	.	.
151	16	9	.	.	.	.	.	.	.	.	.	.	1	6	2	.
153	18	5	.	.	.	.	.	.	.	.	.	.	.	1	4	.
154	7	3	.	.	.	.	.	.	.	.	.	.	.	2	1	.
157	9	5	.	.	.	.	.	.	.	.	.	.	2	2	1	.
162	45	35	.	.	.	.	.	.	.	.	.	3	10	10	12	.
174	18	.	.	.	.	.	.	.	.	.	.	.	.	.	.	.
180	2	.	.	.	.	.	.	.	.	.	.	.	.	.	.	.
183	4	.	.	.	.	.	.	.	.	.	.	.	.	.	.	.
185	6	6	.	.	.	.	.	.	.	.	.	.	.	4	2	.
204-208	1	.	.	.	.	.	.	.	.	.	.	.	.	.	.	.
Rem.																
140-208	53	27	.	.	.	.	.	1	.	.	1	5	6	8	3	3
210-239	1	.	.	.	.	.	.	.	.	.	.	.	.	.	.	.
250	2	.	.	.	.	.	.	.	.	.	.	.	.	.	.	.
Rem.																
240-279	4	2	.	.	.	.	1	.	.	.	.	.	1	.	.	.
280-289	1	.	.	.	.	.	.	.	.	.	.	.	.	.	.	.
290-319	6	1	.	.	.	.	.	.	.	.	.	.	.	1	.	.
340	.	.	.	.	.	.	.	.	.	.	.	.	.	.	.	.
Rem.																
320-389	13	5	.	.	1	1	.	.	.	.	.	.	.	2	1	1
390-392	.	.	.	.	.	.	.	.	.	.	.	.	.	.	.	.
393-398	3	.	.	.	.	.	.	.	.	.	.	.	.	.	.	.
402, 404	3	1	.	.	.	.	.	.	.	.	.	.	1	.	.	.
401, 403, 405	2	1	.	.	.	.	.	.	.	.	.	.	.	1	.	.
410	178	101	.	.	.	.	.	.	.	.	3	5	36	39	16	2
411-414	34	21	.	.	.	.	.	.	.	.	.	2	4	9	5	1
428	38	17	.	.	.	.	.	.	.	.	.	1	2	6	6	2
Rem.																
415-429	25	12	.	.	.	.	.	.	1	.	.	1	3	1	6	.
430-438	114	39	.	.	.	.	.	.	.	.	.	2	5	16	12	4
440	8	5	.	.	.	.	.	.	.	.	.	.	.	2	2	1
Rem.																
440-459	13	12	.	.	.	.	.	.	.	.	.	.	4	2	5	1
480-486	55	27	.	.	.	.	1	.	.	.	.	2	1	4	11	8
487	1	.	.	.	.	.	.	.	.	.	.	.	.	.	.	.
490-493	37	20	.	.	.	.	.	.	.	.	.	.	1	8	9	2
Rem.																
460-519	22	15	.	6	.	6	.	.	.	.	1	.	2	.	5	1
531-533	5	2	.	.	.	.	.	.	.	.	.	.	1	1	.	.
571	2	1	.	.	.	.	.	.	.	.	.	1	.	.	.	.
Rem.																
520-579	10	6	.	.	.	.	.	.	.	.	.	1	1	2	2	.
580-629	21	10	.	.	.	.	.	.	.	.	.	.	2	3	3	2
630-676	.	.	.	.	.	.	.	.	.	.	.	.	.	.	.	.
680-739	3	1	.	.	.	.	.	.	.	.	.	.	.	1	.	.
741, 742-3	5	1	.	1	.	1	.	.	.	.	.	.	.	.	.	.
745-747	3	2	1	.	.	1	.	1	.	.	.	.	.	.	.	.
Rem.																
740-759	2	1	1	.	.	1	.	.	.	.	.	.	.	.	.	.
760-779	13	7	7	.	.	7	.	.	.	.	.	.	.	.	.	.
780-799	1	.	.	.	.	.	.	.	.	.	.	.	.	.	.	.
E810-E819	14	10	.	.	.	.	1	3	2	2	1	.	.	.	1	.
E880-E888	12	4	.	.	.	.	.	.	1	.	.	.	.	.	1	2
Rem.																
E800-E949	24	16	1	.	.	1	.	4	3	1	2	2	.	3	.	.
E950-E959	3	2	.	.	.	.	.	.	1	.	.	1	.	.	.	.
E960-E969	1	1	.	.	.	.	.	.	.	1	.	.	.	.	.	.
E970-E999	5	4	.	.	.	.	.	.	1	1	1	1	.	.	.	.

death at different age-periods, by sex, 1980.

FEMALES														
AGED														
All ages	under 4 wks.	1-5 mths.	6-11 mths.	Total under 1 yr.	1-4	5-14	15-24	25-34	35-44	45-54	55-64	65-74	75-84	85 and over
428	9	10	2	21	.	5	4	8	8	23	52	106	138	63
2	.	1	.	1	.	.	.	.	.	.	.	1	.	.
7	.	.	.	.	.	.	.	.	.	.	1	3	3	.
13	.	.	.	.	.	.	.	.	.	.	5	4	3	1
4	.	.	.	.	.	.	.	.	.	.	1	.	2	1
4	.	.	.	.	.	.	.	1	.	.	2	1	1	.
10	.	.	.	.	.	.	.	.	.	.	6	3	1	.
18	.	.	.	.	.	.	.	.	.	7	3	6	2	.
2	.	.	.	.	.	.	1	1	.	.	.	.	.	.
4	.	.	.	.	.	.	.	.	1	.	.	2	1	.
1	.	.	.	.	.	.	.	.	1	.	.	.	.	.
26	.	.	.	.	.	1	1	1	.	1	3	9	7	3
1	.	.	.	.	.	.	.	.	.	.	.	1	.	.
2	.	.	.	.	.	.	.	.	.	.	1	1	.	.
2	.	.	.	.	.	.	.	.	.	.	.	.	1	.
1	.	.	.	.	.	.	.	.	.	.	.	.	1	.
5	.	.	.	.	.	.	.	1	1	.	.	.	2	1
.	.	.	.	.	.	.	.	.	.	.	.	.	.	.
8	1	.	1	2	.	.	.	.	.	1	1	1	1	2
3	.	.	.	.	.	.	.	.	.	.	.	.	.	.
2	.	.	.	.	.	.	.	.	.	.	1	1	1	.
1	.	.	.	.	.	.	.	.	.	.	.	1	1	.
77	.	.	.	.	.	.	.	.	2	5	14	22	26	8
13	.	.	.	.	.	.	.	.	1	.	.	5	5	5
21	.	.	.	.	.	.	.	.	.	1	1	4	7	8
13	.	.	.	.	.	.	.	1	.	1	.	2	4	5
75	.	.	.	.	.	.	.	.	.	3	6	28	30	8
3	.	.	.	.	.	.	.	.	.	.	.	.	1	2
1	.	.	.	.	.	.	.	.	.	.	.	.	.	1
28	.	2	.	2	.	.	.	.	.	1	1	3	13	8
1	.	.	.	.	.	.	.	.	.	.	.	.	.	1
17	.	.	.	.	.	.	1	.	1	.	.	6	8	1
7	.	2	1	3	.	1	.	.	.	.	.	2	1	.
3	.	.	.	.	.	.	.	.	.	.	1	1	.	1
1	.	.	.	.	.	.	.	.	1	.	.	.	.	.
4	.	.	.	.	.	.	.	.	.	.	1	1	2	4
11	.	.	.	.	.	.	.	.	.	.	.	.	.	4
2	.	.	.	.	.	.	.	.	.	1	.	.	1	.
4	1	3	.	4	.	.	.	.	.	.	.	.	.	.
1	.	1	.	1	.	.	.	.	.	.	.	.	.	.
1	1	.	.	1	.	.	.	.	.	.	.	.	.	.
6	6	.	.	6	.	.	.	.	.	.	.	.	.	.
1	.	.	.	.	.	.	.	.	.	.	.	.	.	1
4	.	.	.	.	.	2	.	.	.	.	1	.	.	1
8	.	.	.	.	.	.	.	.	.	.	1	.	6	1
8	.	1	.	1	.	1	1	2	.	1	.	.	2	.
1	.	.	.	.	.	.	.	.	.	1	.	.	.	.
.	.	.	.	.	.	.	.	.	.	.	.	.	.	.
1	.	.	.	.	.	.	.	1	.	.	.	.	.	.

# ABSTRACT 25. Omagh District: Causes of

Detailed list number	Total M. and F.	MALES														
		AGED														
		All ages	under 4 wks.	1-5 mths.	6-11 mths.	Total under 1 yr.	1-4	5-14	15-24	25-34	35-44	45-54	55-64	65-74	75-85	85 and over
	527	271	3	3	1	7	3	1	3	5	9	9	37	86	77	34
001-139	3	2	.	.	.	.	1	.	.	.	.	.	.	1	.	.
151	11	3	.	.	.	.	.	.	.	.	.	.	.	2	.	.
153	13	6	.	.	.	.	.	.	.	.	.	.	.	4	2	.
154	1	.	.	.	.	.	.	.	.	.	.	.	.	.	.	.
157	5	3	.	.	.	.	.	.	.	.	.	.	2	1	.	.
162	7	7	.	.	.	.	.	.	.	.	.	1	2	2	3	1
174	11	.	.	.	.	.	.	.	.	.	.	.	.	.	.	.
180	.	.	.	.	.	.	.	.	.	.	.	.	.	.	.	.
183	.	.	.	.	.	.	.	.	.	.	.	.	.	.	.	.
185	1	1	.	.	.	.	.	.	.	.	.	.	.	.	1	.
204-208	3	3	.	.	.	.	.	.	.	.	.	.	.	1	2	.
Rem.																
140-208	21	10	.	.	.	.	1	.	.	.	1	1	.	3	4	.
210-239	1	.	.	.	.	.	.	.	.	.	.	.	.	.	.	.
250	3	2	.	.	.	.	.	.	.	.	.	.	1	.	1	.
Rem.																
240-279	3	1	.	.	.	.	.	.	.	.	.	.	.	1	.	.
280-289	.	.	.	.	.	.	.	.	.	.	.	.	.	.	.	.
290-319	.	.	.	.	.	.	.	.	.	.	.	.	.	.	.	.
340	1	1	.	.	.	.	.	.	.	.	1	.	.	.	.	.
Rem.																
320-389	7	3	.	.	.	.	.	.	.	.	1	1	.	1	.	.
390-392	.	.	.	.	.	.	.	.	.	.	.	.	.	.	.	.
393-398	1	1	.	.	.	.	.	.	.	.	.	.	.	1	.	.
402, 404	5	1	.	.	.	.	.	.	.	.	.	.	.	.	1	.
401, 403, 405	3	1	.	.	.	.	.	.	.	.	.	.	1	.	.	.
410	123	75	.	.	.	.	.	.	.	.	2	.	21	28	16	8
411-414	22	12	.	.	.	.	.	.	.	1	.	.	1	5	3	2
428	16	3	.	.	.	.	.	.	.	.	.	.	1	2	.	.
Rem.																
415-429	29	18	.	.	.	.	.	.	.	.	.	1	1	6	6	4
430-438	66	24	.	.	.	.	.	.	.	.	.	1	1	6	8	8
440	2	1	.	.	.	.	.	.	.	.	.	.	.	.	.	1
Rem.																
440-459	2	.	.	.	.	.	.	.	.	.	.	.	.	.	.	.
480-486	55	27	.	.	.	.	.	1	.	.	.	.	1	5	14	6
487	.	.	.	.	.	.	.	.	.	.	.	.	.	.	.	.
480-493	15	10	.	.	.	.	.	.	.	.	.	1	1	3	5	.
Rem.																
460-519	15	11	.	1	.	1	.	.	.	.	.	2	1	5	1	1
531-533	2	2	.	.	.	.	.	.	.	.	.	.	1	1	1	.
571	2	1	.	.	.	.	.	.	.	.	.	.	1	.	.	.
Rem.																
520-579	10	4	.	.	.	.	.	.	.	.	.	.	.	2	2	.
580-629	15	10	.	.	.	.	.	.	.	.	.	.	1	3	3	3
630-676	.	.	.	.	.	.	.	.	.	.	.	.	.	.	.	.
680-739	1	.	.	.	.	.	.	.	.	.	.	.	.	.	.	.
741, 742, 3	2	2	1	1	.	2	.	.	.	.	.	.	.	.	.	.
745-747	1	1	.	.	1	1	.	.	.	.	.	.	.	.	.	.
Rem.																
740-759	4	3	2	1	.	3	.	.	.	.	.	.	.	.	.	.
760-779	4	.	.	.	.	.	.	.	.	.	.	.	.	.	.	.
780-799	2	1	.	.	.	.	.	.	.	.	.	.	.	.	1	.
E810-E819	12	9	.	.	.	.	1	.	2	1	1	1	2	1	1	.
E880-E888	13	2	.	.	.	.	.	.	.	.	1	.	.	.	.	.
Rem.																
E800-E949	5	3	.	.	.	.	.	.	.	1	1	.	.	.	1	.
E950-E959	3	1	.	.	.	.	.	.	.	1	.	.	.	.	.	.
E960-E969	3	3	.	.	.	.	.	.	.	1	1	.	1	.	.	.
E970-E999	3	3	.	.	.	.	.	.	1	.	.	.	.	2	.	.

death at different age-periods, by sex, 1980.

FEMALES														
Aged														
All ages	under 4 wks.	1-5 mths.	6-11 mths.	Total under 1 yr.	1-4	5-14	15-24	25-34	35-44	45-54	55-64	65-74	75-84	85 and over
256	5	1	1	7	.	1	5	1	5	8	27	56	92	54
1	.	.	.	.	.	.	.	.	.	.	.	1	.	.
8	.	.	.	.	.	.	.	.	.	1	1	2	3	1
7	.	.	.	.	.	.	.	.	.	.	2	2	3	.
1	.	.	.	.	.	.	.	.	.	.	.	.	1	.
2	.	.	.	.	.	.	.	.	.	.	1	1	.	.
11	.	.	.	.	.	.	.	1	3	3	2	.	1	1
.	.	.	.	.	.	.	.	.	.	.	.	.	.	.
.	.	.	.	.	.	.	.	.	.	.	.	.	.	.
.	.	.	.	.	.	.	.	.	.	.	.	.	.	.
11	.	.	.	.	.	.	.	.	.	.	1	5	1	4
1	.	.	.	.	.	.	.	.	.	.	1	.	1	.
1	.	.	.	.	.	.	.	.	.	.	.	.	.	.
2	.	.	.	.	.	.	.	.	.	.	.	1	1	.
.	.	.	.	.	.	.	.	.	.	.	.	.	.	.
.	.	.	.	.	.	.	.	.	.	.	.	.	.	.
4	.	.	1	1	.	.	.	.	.	.	.	1	1	1
.	.	.	.	.	.	.	.	.	.	.	.	.	.	.
4	.	.	.	.	.	.	.	.	.	.	.	1	2	1
2	.	.	.	.	.	.	.	.	.	.	1	.	1	1
48	.	.	.	.	.	.	.	.	.	1	7	17	14	9
10	.	.	.	.	.	.	.	.	.	.	1	2	6	1
13	.	.	.	.	.	.	.	.	.	1	1	1	7	3
11	.	.	.	.	.	1	.	.	.	.	.	.	6	4
42	.	.	.	.	.	.	.	.	.	.	3	10	17	12
1	.	.	.	.	.	.	.	.	.	.	.	.	1	.
2	.	.	.	.	.	.	.	.	.	.	.	1	1	.
28	.	1	.	1	.	.	.	.	.	.	.	4	13	10
.	.	.	.	.	.	.	.	.	.	.	.	.	.	.
5	.	.	.	.	.	.	.	.	.	.	2	1	1	1
4	.	.	.	.	.	.	.	.	.	.	.	1	3	.
1	.	.	.	.	.	.	.	1	.	.	.	.	.	.
6	.	.	.	.	.	.	.	.	.	.	.	.	.	.
5	.	.	.	.	.	.	.	.	.	2	2	1	2	1
.	.	.	.	.	.	.	.	.	.	.	.	1	1	.
1	.	.	.	.	.	.	.	.	.	.	.	1	.	.
.	.	.	.	.	.	.	.	.	.	.	.	.	.	.
1	.	.	.	.	.	.	.	.	.	.	.	.	.	.
4	1	.	.	1	.	.	.	.	.	.	.	.	.	.
1	4	.	.	4	.	.	.	.	.	.	.	.	.	.
1	.	.	.	.	.	.	.	.	.	.	.	1	.	.
3	.	.	.	.	.	.	1	.	1	.	1	.	.	.
11	.	.	.	.	.	.	.	.	.	.	1	1	6	3
2	.	.	.	.	.	.	2	.	.	.	.	.	.	.
2	.	.	.	.	.	.	1	.	1	.	.	.	.	.
.	.	.	.	.	.	.	.	.	.	.	.	.	.	.
.	.	.	.	.	.	.	.	.	.	.	.	.	.	.

# ABSTRACT 25. Strabane District: Causes of

Detailed list number	Total M. and F.	MALES														
		AGED														
		All ages	under 4 wks.	1-5 mths.	6-11 mths.	Total under 1 yr.	1-4	5-14	15-24	25-34	35-44	45-54	55-64	65-74	75-85	85 and over
	341	179	3	1	.	4	2	1	6	3	5	12	29	48	47	22
001-139	2	1	.	.	.	.	.	.	.	.	.	.	.	1	.	.
151	8	5	.	.	.	.	.	.	.	.	.	.	.	4	.	1
153	4	1	.	.	.	.	.	.	.	.	.	.	.	1	.	.
154	4	2	.	.	.	.	.	.	.	.	.	.	.	.	.	2
157	4	1	.	.	.	.	.	.	.	.	.	.	1	.	.	.
162	7	4	.	.	.	.	.	.	.	.	.	.	1	2	1	.
174	5	.	.	.	.	.	.	.	.	.	.	.	.	.	.	.
180	.	.	.	.	.	.	.	.	.	.	.	.	.	.	.	.
183	3	.	.	.	.	.	.	.	.	.	.	.	.	.	.	.
185	1	1	.	.	.	.	.	.	.	.	.	.	.	1	.	.
204-208	2	2	.	.	.	.	1	.	.	.	.	.	.	.	1	.
Rem.	.	.	.	.	.	.	.	.	.	.	.	.	.	.	.	.
140-208	14	4	.	.	.	.	.	.	.	.	.	2	.	1	1	.
210-239	.	.	.	.	.	.	.	.	.	.	.	.	.	.	.	.
250	4	4	.	.	.	.	.	.	.	.	.	.	1	.	3	.
Rem.	.	.	.	.	.	.	.	.	.	.	.	.	.	.	.	.
240-279	1	1	.	.	.	.	.	.	.	.	.	.	1	.	.	.
280-289	3	.	.	.	.	.	.	.	.	.	.	.	.	.	.	.
290-319	.	.	.	.	.	.	.	.	.	.	.	.	.	.	.	.
340	1	1	.	.	.	.	.	.	.	.	.	.	.	1	.	.
Rem.	.	.	.	.	.	.	.	.	.	.	.	.	.	.	.	.
320-389	4	3	.	.	.	.	.	.	.	.	.	1	.	1	.	1
390-392	.	.	.	.	.	.	.	.	.	.	.	.	.	.	.	.
393-398	2	2	.	.	.	.	.	.	.	.	.	.	2	.	.	.
402, 404	2	.	.	.	.	.	.	.	.	.	.	.	.	.	.	.
401, 403, 405	2	2	.	.	.	.	.	.	.	.	.	.	2	.	.	.
410	77	53	.	.	.	.	.	.	.	.	1	4	12	20	13	3
411-414	22	9	.	.	.	.	.	.	.	.	.	.	.	3	6	.
428	23	9	.	.	.	.	.	.	.	.	.	.	.	.	6	3
Rem.	.	.	.	.	.	.	.	.	.	.	.	.	.	.	.	.
415-429	9	4	.	.	.	.	.	.	.	.	.	.	1	1	2	.
430-438	54	24	.	.	.	.	.	.	.	.	1	3	1	5	10	4
440	6	2	.	.	.	.	.	.	.	.	.	.	.	.	.	2
Rem.	.	.	.	.	.	.	.	.	.	.	.	.	.	.	.	.
440-459	3	2	.	.	.	.	.	.	.	.	.	.	.	1	1	.
480-486	17	7	.	.	.	.	1	.	.	.	.	.	.	2	2	2
487	.	.	.	.	.	.	.	.	.	.	.	.	.	.	.	.
490-493	17	10	.	.	.	.	.	.	.	.	.	1	2	4	1	2
Rem.	.	.	.	.	.	.	.	.	.	.	.	.	.	.	.	.
460-519	4	2	.	1	.	1	.	.	.	.	.	.	1	.	.	.
531-533	1	.	.	.	.	.	.	.	.	.	.	.	.	.	.	.
571	2	.	.	.	.	.	.	.	.	.	.	.	.	.	.	.
Rem.	.	.	.	.	.	.	.	.	.	.	.	.	.	.	.	.
520-579	4	2	.	.	.	.	.	.	.	.	1	1	.	.	.	.
580-629	2	1	.	.	.	.	.	.	.	.	.	.	.	.	.	1
630-676	.	.	.	.	.	.	.	.	.	.	.	.	.	.	.	.
680-639	.	.	.	.	.	.	.	.	.	.	.	.	.	.	.	.
741, 742-3	.	.	.	.	.	.	.	.	.	.	.	.	.	.	.	.
745-747	.	.	.	.	.	.	.	.	.	.	.	.	.	.	.	.
Rem.	.	.	.	.	.	.	.	.	.	.	.	.	.	.	.	.
740-759	1	.	.	.	.	.	.	.	.	.	.	.	.	.	.	.
760-779	5	3	3	.	.	3	.	.	.	.	.	.	.	.	.	.
780-799	1	1	.	.	.	.	.	.	.	.	.	.	.	.	.	1
E810-E819	10	10	.	.	.	.	.	1	3	3	2	.	1	.	.	.
E880-E888	1	.	.	.	.	.	.	.	.	.	.	.	.	.	.	.
Rem.	.	.	.	.	.	.	.	.	.	.	.	.	.	.	.	.
E800-E949	5	2	.	.	.	.	.	.	.	.	.	.	2	.	.	.
E950-E959	3	3	.	.	.	.	.	.	2	.	.	.	1	.	.	.
E960-E969	1	1	.	.	.	.	.	.	1	.	.	.	.	.	.	.
E970-E999	.	.	.	.	.	.	.	.	.	.	.	.	.	.	.	.



death at different age-periods, by sex, 1980.

FEMALES														
All ages	AGED													
	under 4 wks.	1-5 mths.	6-11 mths.	Total under 1 yr.	1-4	5-14	15-24	25-34	35-44	45-54	55-64	65-74	75-84	85 and over
162	2	2	1	5	1	.	.	1	3	5	17	41	51	38
1	.	.	.	.	.	.	.	.	.	.	.	.	1	.
3	.	.	.	.	.	.	.	.	.	.	.	1	1	1
3	.	.	.	.	.	.	.	.	.	.	.	1	1	1
2	.	.	.	.	.	.	.	.	.	.	.	1	2	1
3	.	.	.	.	.	.	.	.	.	1	1	1	1	.
3	.	.	.	.	.	.	.	.	.	1	2	.	.	1
5	.	.	.	.	.	.	.	.	.	.	.	.	.	.
.	.	.	.	.	.	.	.	.	.	.	.	1	2	.
3	.	.	.	.	.	.	.	.	.	.	.	.	.	.
.	.	.	.	.	.	.	.	.	.	.	.	.	.	.
.	.	.	.	.	.	.	.	.	.	.	.	.	.	.
10	.	.	.	.	.	.	.	.	.	1	1	3	4	1
.	.	.	.	.	.	.	.	.	.	.	.	.	.	.
.	.	.	.	.	.	.	.	.	.	.	.	.	.	.
3	.	.	.	.	.	.	.	.	.	.	.	1	.	2
.	.	.	.	.	.	.	.	.	.	.	.	.	.	.
.	.	.	.	.	.	.	.	.	.	.	.	.	.	.
1	.	.	.	.	.	.	.	.	.	.	.	1	.	.
.	.	.	.	.	.	.	.	.	.	.	.	.	.	.
2	.	.	.	.	.	.	.	.	.	.	.	.	2	.
.	.	.	.	.	.	.	.	.	.	.	.	.	.	.
24	.	.	.	.	.	.	.	.	1	1	1	8	10	3
13	.	.	.	.	.	.	.	.	.	.	2	6	2	3
14	.	.	.	.	.	.	.	.	.	.	1	2	5	6
5	.	.	.	.	.	.	.	.	.	.	.	2	1	2
30	.	.	.	.	.	.	.	.	.	1	4	4	13	8
4	.	.	.	.	.	.	.	.	.	.	1	1	1	2
1	.	.	.	.	.	.	.	.	.	.	.	1	2	5
10	.	.	1	1	.	.	.	.	.	.	1	1	1	.
7	.	.	.	.	.	.	.	.	1	.	1	4	1	.
2	.	1	.	1	.	.	.	.	.	.	.	.	1	.
1	.	.	.	.	.	.	.	.	.	.	.	1	.	.
2	.	.	.	.	.	.	.	.	.	.	1	1	.	.
2	.	.	.	.	.	.	.	.	.	.	.	1	.	1
1	.	.	.	.	.	.	.	.	.	.	.	.	.	.
.	.	.	.	.	.	.	.	.	.	.	.	.	.	.
.	.	.	.	.	.	.	.	.	.	.	.	.	.	.
1	1	.	.	1	.	.	.	.	.	.	.	.	.	.
2	1	1	.	2	.	.	.	.	.	.	.	.	.	.
.	.	.	.	.	.	.	.	.	.	.	.	.	.	.
1	.	.	.	.	.	.	.	1	.	.	.	.	.	.
3	.	.	.	.	1	.	.	.	.	.	1	.	1	.
.	.	.	.	.	.	.	.	.	.	.	.	.	.	.
.	.	.	.	.	.	.	.	.	.	.	.	.	.	.
.	.	.	.	.	.	.	.	.	.	.	.	.	.	.

# ABSTRACT 26. Northern Ireland: Deaths at

AREA		TOTAL DEATHS	AGES AT								
			Under 1 year	1-	2-	3-	4-	Under 5 years	5-	10-	15-
Northern Ireland	Persons	16,835	382	29	12	8	9	440	46	60	114
	Males	8,832	222	14	7	6	4	253	27	35	87
	Females	8,003	160	15	5	2	5	187	19	25	27
Ards	Persons	678	19	2	.	.	.	21	1	1	2
	Males	343	12	.	.	.	.	12	.	1	1
	Females	335	7	2	.	.	.	9	1	1	1
Belfast	Persons	4,201	57	1	3	1	2	64	6	10	17
	Males	2,089	41	.	1	1	2	45	2	4	12
	Females	2,112	16	1	2	.	.	19	4	6	5
Castlereagh	Persons	617	7	2	.	.	1	10	1	1	7
	Males	328	4	1	.	.	1	6	1	.	7
	Females	289	3	1	.	.	.	4	.	1	.
Down	Persons	552	16	.	1	2	1	20	3	2	2
	Males	319	10	.	1	2	.	13	2	1	1
	Females	233	6	.	.	.	1	7	1	1	1
Lisburn	Persons	824	22	1	3	.	.	26	4	.	8
	Males	414	13	.	1	.	.	14	2	.	4
	Females	410	9	1	2	.	.	12	2	.	4
North Down	Persons	769	15	.	1	.	1	17	2	2	1
	Males	346	9	.	1	.	.	10	2	.	1
	Females	423	6	.	.	.	1	7	.	2	.
Antrim	Persons	315	13	2	.	.	.	15	.	1	.
	Males	172	7	.	.	.	.	7	.	.	.
	Females	143	6	2	.	.	.	8	.	1	7
Ballymena	Persons	616	21	1	.	.	.	22	3	3	7
	Males	340	14	.	.	.	.	14	2	1	6
	Females	276	7	1	.	.	.	8	1	2	1
Ballymoney	Persons	221	8	1	.	.	.	9	.	.	4
	Males	131	6	1	.	.	.	7	.	.	3
	Females	90	2	.	.	.	.	2	.	.	1
Carrickfergus	Persons	262	6	1	1	.	.	8	1	.	1
	Males	124	1	.	1	.	.	2	1	.	1
	Females	138	5	1	.	.	.	6	.	.	.
Coleraine	Persons	464	6	.	.	.	.	6	.	2	2
	Males	268	5	.	.	.	.	5	.	1	2
	Females	196	1	.	.	.	.	1	.	1	.
Cookstown	Persons	250	5	2	.	.	.	7	1	.	3
	Males	143	4	1	.	.	.	5	.	.	2
	Females	107	1	1	.	.	.	2	1	.	1
Larne	Persons	308	4	.	.	1	.	5	.	2	7
	Males	165	1	.	.	.	.	1	.	2	7
	Females	143	3	.	.	1	.	4	.	.	.
Magherafelt	Persons	327	9	2	.	.	.	11	1	1	.
	Males	175	5	2	.	.	.	7	.	1	.
	Females	152	4	.	.	.	.	4	1	.	.
Moyle	Persons	170	6	.	.	.	.	6	.	1	3
	Males	93	4	.	.	.	.	4	.	1	.
	Females	77	2	.	.	.	.	2	.	.	3
Newtownabbey	Persons	689	14	1	.	1	1	17	3	3	4
	Males	355	7	.	.	.	.	7	1	1	2
	Females	334	7	1	.	1	1	10	2	2	2
Armagh	Persons	473	8	1	.	.	.	9	.	1	1
	Males	264	7	.	.	.	.	7	.	1	.
	Females	209	1	1	.	.	.	2	.	.	1
Banbridge	Persons	367	11	1	.	.	.	12	5	1	5
	Males	192	5	1	.	.	.	6	4	.	4
	Females	175	6	.	.	.	.	6	1	1	1
Craigavon	Persons	748	12	1	.	.	2	15	5	6	5
	Males	396	6	.	.	.	.	6	2	5	5
	Females	352	6	1	.	.	2	9	3	1	.
Dungannon	Persons	513	13	1	.	1	.	15	1	2	3
	Males	295	6	.	.	1	.	7	1	1	3
	Females	218	7	1	.	.	.	8	.	1	.
Newry & Mourne	Persons	832	18	3	.	.	.	21	3	2	14
	Males	468	8	3	.	.	.	11	3	2	14
	Females	364	10	.	.	.	.	10	.	.	.
Fermanagh	Persons	670	14	1	.	.	1	16	1	5	6
	Males	385	10	1	.	.	.	12	1	4	4
	Females	285	4	.	.	.	.	4	.	1	2
Limavady	Persons	235	16	1	.	.	.	17	.	2	1
	Males	139	8	.	.	.	.	8	.	2	1
	Females	96	8	1	.	.	.	9	.	.	.
Londonderry	Persons	866	39	.	1	2	.	42	4	10	4
	Males	438	18	.	1	2	.	21	2	7	3
	Females	428	21	.	.	.	.	21	2	3	1
Omagh	Persons	527	14	2	1	.	.	17	.	2	3
	Males	271	7	2	1	.	.	10	.	1	.
	Females	256	7	.	.	.	.	7	.	1	3
Strabane	Persons	341	9	2	1	.	.	12	1	.	3
	Males	179	4	2	.	.	.	6	1	.	3
	Females	162	5	.	1	.	.	6	.	.	.

## different age periods by District Council Area 1980.

[illegible]

**ABSTRACT 27. Northern Ireland: Deaths from violent causes, by nature of injury, external cause and sex, 1980.**

Detailed List Numbers	NATURE OF INJURY	TOTAL	EXTERNAL CAUSE OF INJURY												
			E810-E825. Motor vehicle accidents	E800-E807, E826-E848. Other transport accidents	E850-E869. Accidental poisoning	E880-E888 Accidental falls	E890-E899 Accidents caused by fire or flames	E910. Accidental drowning and submersion	E922. Accident caused by firearm missile	E916-E921, E923-E928. Accidents, including those of industrial type	Rem. E870-E949. All other accidents	E950-E959. Suicide and self-inflicted injury	E960-E978. Homicide and injury purposely inflicted by other persons; legal intervention	E980-E989. Injury undetermined whether accidentally or purposely inflicted	E990-E999. Injury resulting from operations of war
800-804	Fracture of skull . . . . M	111	72	3	.	8	.	.	.	6	.	2	6	2	12
	F	26	16	1	.	7	.	.	.	2	.	.	.	.	.
805-809	Fracture of spine and trunk . M	29	20	1	.	4	.	.	.	2	.	.	2	.	.
	F	17	9	.	.	8	.	.	.	.	.	.	.	.	.
810-829	Fracture of limbs . . . . M	61	6	.	.	55	.	.	.	.	.	.	.	.	.
	F	175	3	.	.	172	.	.	.	.	.	.	.	.	.
830-839	Dislocation without fracture . M	1	1	.	.	.	.	.	.	.	.	.	.	.	.
	F	.	.	.	.	.	.	.	.	.	.	.	.	.	.
840-848	Sprains and strains of joints and adjacent muscles . . . . M	.	.	.	.	.	.	.	.	.	.	.	.	.	.
	F	.	.	.	.	.	.	.	.	.	.	.	.	.	.
850-854	Intracranial injury, excluding those with skull fracture . M	49	19	.	.	7	.	.	.	.	.	5	9	4	5
	F	7	3	.	.	2	.	.	.	.	.	.	2	.	.
860-869	Internal injury of chest, abdomen and pelvis . . . . M	128	83	3	.	1	.	.	1	9	2	.	5	2	22
	F	42	36	2	.	2	.	.	3	1	.	2	1	.	.
870-897	Open wounds . . . . M	57	.	1	.	.	.	.	.	.	.	3	37	2	12
	F	8	.	.	.	.	.	.	1	.	.	.	3	1	.
910-929	Superficial injury, contusion with intact skin surface, crushing injury . M	3	2	.	.	.	.	.	.	1	.	.	.	.	.
	F	.	.	.	.	.	.	.	.	.	.	.	.	.	.
930-939	Effects of foreign body entering through orifice . . . . M	17	.	.	.	.	.	.	.	.	17	.	.	.	.
	F	5	.	.	.	.	.	.	.	.	5	.	.	.	.
940-949	Burns . . . . M	15	1	1	.	.	11	.	.	1	.	.	.	.	1
	F	5	.	.	.	.	4	.	.	1	.	.	.	.	.
960-979	Poisoning by drugs, medicaments and biological substances . M	12	.	.	7	.	.	.	.	.	.	3	.	2	.
	F	20	.	.	7	.	.	.	.	.	.	9	.	4	.
900-909	All other and unspecified injury . M	163	13	10	30	4	9	20	.	4	19	42	2	9	1
950-959	and effects of external cause . F	68	3	.	10	2	7	2	.	3	14	15	1	11	.
980-999															
	TOTALS . . . . M	646	217	19	37	79	20	20	4	23	38	54	61	21	53
	F	373	70	3	17	193	11	2	1	7	19	27	7	16	.

\* This table does not include 4 deaths from causes other than injury and poisoning, where external factors played a part in causing death.



**ABSTRACT 28. Northern Ireland: Deaths from  
(a) by place of occurrence**

Age-groups	TOTAL		Home		Farm		Industrial place and premises		Other specified places		Place unspecified		While working	
	M	F	M	F	M	F	M	F	M	F	M	F	M	F

E850-E866: Accidental poisoning by drugs, medicaments, biologicals and other solid and liquid substances

All ages	27	12	20	11	.	.	1	.	4	1	2	.	1	.
0—	.	.	.	.	.	.	.	.	.	.	.	.	.	.
5—	.	.	.	.	.	.	.	.	.	.	.	.	.	.
15—	12	7	8	7	.	.	1	.	2	.	1	.	1	.
45—	14	5	11	4	.	.	.	.	2	1	1	.	.	.
65—	1	.	1	.	.	.	.	.	.	.	.	.	.	.
75 and over	.	.	.	.	.	.	.	.	.	.	.	.	.	.

E867-E869: Accidental poisoning by gases and vapours

All ages	11	5	10	5	.	.	.	.	1	.	.	.	.	.
0—	.	.	.	.	.	.	.	.	.	.	.	.	.	.
5—	.	.	.	.	.	.	.	.	.	.	.	.	.	.
15—	4	1	3	1	.	.	.	.	1	.	.	.	.	.
45—	3	.	3	.	.	.	.	.	.	.	.	.	.	.
65—	2	1	2	1	.	.	.	.	.	.	.	.	.	.
75 and over	2	3	2	3	.	.	.	.	.	.	.	.	.	.

E880-E888: Accidental falls

All ages	79	193	51	144	1	.	1	.	26	48	.	1	3	1
0—	1	1	1	1	.	.	.	.	.	.	.	.	.	.
5—	.	.	.	.	.	.	.	.	.	.	.	.	.	.
15—	8	4	5	3	.	.	.	.	3	1	.	.	.	.
45—	10	6	5	5	.	.	1	.	4	1	.	.	2	.
65—	14	29	10	21	.	.	.	.	4	8	.	.	1	1
74 and over	46	153	30	114	1	.	.	.	15	38	.	1	.	.

E890-E899: Accidents caused by fire and flames

All ages	20	11	16	11	.	.	1	.	1	.	2	.	.	.
0—	1	1	1	1	.	.	.	.	.	.	.	.	.	.
5—	2	.	2	.	.	.	.	.	.	.	.	.	.	.
15—	4	1	4	1	.	.	.	.	.	.	.	.	.	.
45—	2	2	2	2	.	.	.	.	1	.	.	.	.	.
65—	7	2	5	2	.	.	1	.	.	.	1	.	.	.
75 and over	4	5	3	5	.	.	.	.	.	.	1	.	.	.

E910: Accidental drowning

All ages	20	2	2	.	1	.	.	.	17	2	.	.	1	.
0—	3	.	.	.	.	.	.	.	3	.	.	.	.	.
5—	1	1	.	.	.	.	.	.	1	.	.	.	.	.
15—	9	.	1	.	.	.	.	.	8	.	.	.	.	.
45—	5	.	1	.	1	.	.	.	3	.	.	.	1	.
65—	2	.	.	.	.	.	.	.	2	.	.	.	.	.
75 and over	.	1	.	.	.	.	.	.	.	1	.	.	.	.

E911-E912: Inhalation and ingestion of food or other object causing obstruction of food or respiratory tract or suffocation

All ages	17	4	15	3	.	.	.	.	2	1	.	.	.	.
0—	1	1	1	1	.	.	.	.	.	.	.	.	.	.
5—	.	.	.	.	.	.	.	.	.	.	.	.	.	.
15—	9	2	8	1	.	.	.	.	1	1	.	.	.	.
45—	3	.	3	.	.	.	.	.	.	.	.	.	.	.
65—	2	.	1	.	.	.	.	.	1	.	.	.	.	.
75 and over	2	1	2	1	.	.	.	.	.	.	.	.	.	.

**non-transport accidents (E850-E928) by age and sex,  
(b) while working, 1980.**

Age-groups	TOTAL		Home		Farm		Industrial place and premises		Other specified places		Place unspecified		While working	
	M	F	M	F	M	F	M	F	M	F	M	F	M	F

**E913: Accidental mechanical suffocation**

All ages	3	3	2	3	.	.	.	.	1	.	.	.	.	.
0—	2	1	2	1	.	.	.	.	.	.	.	.	.	.
5—	1	.	.	.	.	.	.	.	1	.	.	.	.	.
15—	.	2	.	2	.	.	.	.	.	.	.	.	.	.
45—	.	.	.	.	.	.	.	.	.	.	.	.	.	.
65—	.	.	.	.	.	.	.	.	.	.	.	.	.	.
75 and over	.	.	.	.	.	.	.	.	.	.	.	.	.	.

**E916: Struck accidentally by falling object**

All ages	7	.	.	.	.	.	3	.	4	.	.	.	3	.
0—	.	.	.	.	.	.	.	.	.	.	.	.	.	.
5—	.	.	.	.	.	.	.	.	.	.	.	.	.	.
15—	5	.	.	.	.	.	2	.	3	.	.	.	2	.
45—	1	.	.	.	.	.	1	.	.	.	.	.	1	.
65—	.	.	.	.	.	.	.	.	.	.	.	.	.	.
75 and over	1	.	.	.	.	.	.	.	1	.	.	.	.	.

**E922: Accident caused by firearm missile**

All ages	4	1	.	1	.	.	.	.	3	.	1	.	.	.
0—	.	.	.	.	.	.	.	.	.	.	.	.	.	.
5—	.	1	.	1	.	.	.	.	.	.	.	.	.	.
15—	4	.	.	.	.	.	.	.	3	.	1	.	.	.
45—	.	.	.	.	.	.	.	.	.	.	.	.	.	.
65—	.	.	.	.	.	.	.	.	.	.	.	.	.	.
75 and over	.	.	.	.	.	.	.	.	.	.	.	.	.	.

**E919—E921, E923—E925: Accidents caused by machinery, cutting or piercing instruments or objects, explosion of pressure vessel, caustic or corrosive material and steam, or electric current**

All ages	16	7	3	6	3	1	7	.	3	.	.	.	10	.
0—	2	1	1	1	.	.	7	.	.	.	.	.	.	.
5—	1	1	1	.	.	1	.	.	.	.	.	.	.	.
15—	11	4	1	4	3	.	4	.	3	.	.	.	6	.
45—	3	.	.	.	.	.	3	.	.	.	.	.	3	.
65—	.	.	.	.	.	.	.	.	.	.	.	.	.	.
75 and over	1	1	1	1	.	.	.	.	.	.	.	.	1	.

**Remainder E850—E928: All other and unspecified accidents, excluding late effects. (E929)**

All ages	14	11	7	7	.	.	.	.	4	3	3	1	1	.
0—	2	.	1	.	.	.	.	.	1	.	.	.	.	.
5—	1	.	.	.	.	.	.	.	1	.	.	.	.	.
15—	3	.	2	.	.	.	.	.	1	.	.	.	1	.
45—	.	4	1	1	.	.	.	.	.	3	.	.	.	.
65—	4	3	2	3	.	.	.	.	1	.	1	.	.	.
75 and over	3	4	1	3	.	.	.	.	.	.	2	1	.	.

**E850—E928: Total non-transport accidents**

All ages	218	249	126	191	5	1	13	.	66	55	8	2	19	1
0—	10	5	6	5	.	.	.	.	4	.	.	.	19	.
5—	6	3	3	1	.	1	.	.	3	1	.	.	.	.
15—	69	21	32	19	3	.	7	.	25	2	2	.	10	.
45—	42	17	25	12	1	.	5	.	10	5	1	.	7	.
65—	32	35	21	27	.	.	1	.	8	8	2	.	1	1
75 and over	59	168	39	127	1	.	.	.	16	39	3	2	1	.

# ABSTRACT 29. Northern Ireland: Deaths from cancer

Detailed List Numbers	SITES	Ards		Belfast		Castlereagh		Down		Lisburn		North Down	
		M	F	M	F	M	F	M	F	M	F	M	F
	<i>Lip, oral cavity and pharynx</i>												
140	Lip	.	.	.	.	.	.	.	.	.	.	.	.
141	Tongue	.	.	1	2	.	2	1	.	.	.	.	.
142	Salivary glands	.	.	.	.	.	.	.	.	.	.	.	.
143	Gum	.	.	.	.	.	.	.	.	.	.	.	.
144	Floor or mouth	.	.	.	.	.	.	.	.	.	.	.	.
145	Other and unspecified parts of mouth	.	.	1	2	.	.	.	.	1	.	.	.
146	Oropharynx	.	.	.	.	.	.	.	.	.	.	.	.
147	Nasopharynx	.	.	.	1	.	.	.	.	1	.	.	.
148	Hypopharynx	.	.	1	.	.	.	.	.	.	.	.	.
149	Other and ill-defined sites within the lip, oral cavity and pharynx	1	.	2	.	.	.	1	.	1	.	.	.
	<i>Digestive organs and peritoneum</i>												
150	Oesophagus	3	.	10	9	4	.	3	1	3	3	3	2
151	Stomach	6	6	45	38	1	5	6	5	6	2	8	9
152	Small intestine, including duodenum	.	.	1	2	.	.	.	.	.	.	.	.
153	Colon	7	4	32	48	10	3	4	7	5	9	11	11
154	Rectum, rectosigmoid junction and anus	1	3	17	22	4	3	1	1	5	2	.	4
155	Liver and intrahepatic bile ducts	1	.	5	2	2	1	1	1	1	2	1	1
156	Gallbladder and extrahepatic bile ducts	.	.	7	5	.	.	1	1	1	.	.	2
157	Pancreas	4	2	19	22	7	3	1	1	2	2	1	5
158	Retroperitoneum and peritoneum	.	.	.	.	.	1	.	.	.	.	.	.
159	Other and ill-defined sites within the digestive organs and peritoneum	.	1	.	5	.	.	.	.	2	3	.	4
	<i>Respiratory and intrathoracic organs</i>												
160	Nasal cavities, middle ear and accessory sinuses	.	.	5	.	.	.	1	.	1	.	.	.
161	Larynx	.	.	5	1	.	.	1	.	2	.	.	.
162	Trachea, bronchus and lung	19	2	162	61	25	7	19	6	28	4	18	6
163	Pleura	.	.	1	.	.	1	.	.	.	.	.	.
164	Thymus, heart and mediastinum	.	.	1	2	.	.	.	.	.	.	.	.
165	Other and ill-defined sites within the respiratory system and intrathoracic organs	.	.	.	.	.	.	.	.	.	.	.	.
	<i>Bone connective tissue, skin and breast</i>												
170	Bone and articular cartilage	.	.	.	1	1	.	.	.	.	.	.	1
171	Connective and other soft tissue	.	.	.	1	.	.	.	.	1	.	.	.
172	Melanoma of skin	1	.	3	3	.	1	.	1	1	.	.	1
173	Skin (other than melanoma)	1	1	1	1	.	.	.	.	1	.	.	.
174	Female breast	.	13	.	71	.	14	.	7	.	18	.	14
175	Male breast	.	.	.	.	.	.	.	.	.	.	.	.
	<i>Genitourinary organs</i>												
179	Uterus, part unspecified	.	1	.	4	.	2	.	.	.	2	.	.
180	Cervix uteri	.	1	.	9	.	1	.	.	.	.	.	5
181	Placenta	.	.	.	.	.	.	.	.	.	.	.	.
182	Body of uterus	.	.	.	3	.	.	.	.	.	.	.	1
183	Ovary and other uterine adnexa	.	6	.	15	.	4	.	1	.	4	.	4
184	Other and unspecified female genital organs	.	1	.	2	.	.	.	.	.	1	.	.
185	Prostate	8	.	29	.	4	.	4	.	3	.	4	.
186	Testis	1	.	2	.	.	.	.	.	.	.	.	.
187	Penis and other male genital organs	.	.	2	.	.	.	.	.	.	.	.	.
188	Bladder	4	.	15	4	2	2	2	1	.	3	3	3
189	Kidney and other and unspecified urinary organs	1	1	2	3	2	1	2	.	.	.	1	.
	<i>Other and unspecified sites</i>												
190	Eye	.	.	.	1	1	6	1	.	3	1	1	1
191	Brain	.	1	10	9	.	.	.	.	.	.	.	.
192	Other and unspecified parts of nervous system	.	.	.	.	.	.	.	.	.	.	.	.
193	Thyroid gland	1	1	2	3	.	.	.	.	.	1	.	.
194	Other endocrine glands and related structures	.	.	.	.	1	.	.	.	.	.	.	.
195	Other and ill-defined sites	.	.	1	7	.	1	.	1	.	1	.	.
196	Lymph nodes (secondary and unspecified)	.	.	.	.	.	.	.	.	.	.	.	.
197	Respiratory and digestive systems (secondary)	.	.	.	1	.	.	.	.	.	.	.	.
198	Other specified sites (secondary)	.	.	.	1	.	.	.	.	.	.	.	.
199	Unspecified sites	.	1	18	10	3	3	5	2	5	6	2	2
	<i>Lymphatic and haematopoietic tissue</i>												
200	Lymphosarcoma and reticulosarcoma	.	.	5	3	1	.	.	.	.	.	.	1
202	Lymphoid and histiocytic tissue	1	1	4	5	.	.	2	2	.	.	.	1
203	Multiple myeloma and immunoproliferative	1	1	.	10	1	1	1	.	3	.	2	2
	<b>TOTAL</b>	<b>61</b>	<b>47</b>	<b>404</b>	<b>389</b>	<b>69</b>	<b>62</b>	<b>54</b>	<b>38</b>	<b>76</b>	<b>66</b>	<b>55</b>	<b>80</b>



in each of the District Council Areas by sex and site 1980.

Antrim		Ballymena		Ballymoney		Carrickfergus		Coleraine		Cookstown		Larne		Magherafelt		Detailed List Num- bers
M	F	M	F	M	F	M	F	M	F	M	F	M	F	M	F	
.	.	.	.	.	.	.	.	.	.	.	.	.	.	.	.	140
.	.	.	.	.	.	.	.	.	.	1	.	.	.	.	.	141
.	.	.	.	.	.	.	.	.	.	.	.	.	.	.	.	142
.	.	.	.	.	.	.	.	.	.	.	.	.	.	.	.	143
1	.	.	.	.	.	.	.	.	.	.	.	.	.	.	.	144
.	.	.	.	.	.	.	.	.	.	.	.	.	.	.	.	145
.	.	.	.	.	.	.	.	.	.	.	.	.	.	.	.	146
.	.	.	.	.	.	.	1	.	.	.	.	.	.	.	.	147
.	.	.	.	.	.	.	.	.	.	.	.	.	.	.	.	148
.	.	.	.	.	.	.	.	.	.	.	.	.	.	.	.	149
1	3	1	4	2	2	1	1	1	4	3	2	3	3	1	1	150
2	.	3	8	2	1	2	.	3	9	1	1	.	4	3	1	151
2	.	1	2	.	1	2	1	3	3	2	3	.	1	1	2	152
.	.	1	.	.	.	.	.	1	.	1	.	.	.	2	1	153
2	1	3	3	3	1	.	1	1	2	1	2	2	2	2	5	154
.	.	.	.	.	.	.	.	.	.	.	.	.	.	.	.	155
.	.	.	.	.	.	.	.	.	.	.	.	.	.	.	.	156
.	.	.	1	.	.	1	.	.	1	2	.	.	.	.	2	157
.	.	.	.	.	.	.	.	.	.	2	.	.	.	.	.	158
.	.	.	.	.	.	.	.	.	.	.	.	.	.	.	.	159
6	2	17	2	2	2	8	1	17	6	7	3	13	2	1	3	160
.	.	.	.	.	.	.	.	.	.	.	.	.	.	.	.	161
.	.	.	.	.	.	.	.	.	.	.	.	.	.	.	.	162
.	.	.	.	.	.	.	.	.	.	.	.	.	.	.	.	163
.	.	.	.	.	.	.	.	.	.	.	.	.	.	.	.	164
.	1	.	.	1	.	.	.	.	1	1	1	.	.	.	.	165
.	.	.	.	.	.	.	.	.	1	1	.	.	.	.	.	170
.	1	.	.	.	1	.	1	2	2	.	.	.	.	.	.	171
.	10	.	10	.	5	.	3	.	6	.	1	.	12	.	2	172
.	.	.	.	.	.	.	.	.	.	.	.	.	.	1	.	173
.	.	.	.	.	.	.	.	.	.	.	.	.	.	.	.	174
.	.	.	.	.	.	.	.	.	.	.	.	.	.	.	.	175
.	.	.	1	.	1	.	1	.	2	.	.	.	2	.	1	179
.	.	.	.	.	.	.	.	.	.	.	.	.	.	.	.	180
.	.	.	1	.	.	.	.	.	1	.	1	.	1	.	.	181
.	3	.	4	.	2	.	1	.	1	.	1	.	2	.	2	182
1	.	9	.	5	.	.	1	5	.	1	.	2	.	5	1	183
.	.	.	.	.	.	.	.	1	.	.	.	.	.	.	.	184
.	.	.	.	.	.	.	.	1	.	.	.	.	.	.	.	185
1	.	2	.	.	.	1	.	2	1	.	.	1	1	3	1	186
.	.	2	.	.	.	.	.	.	.	.	.	.	.	.	.	187
.	.	.	.	.	.	.	.	.	1	.	1	.	.	.	.	188
.	.	.	.	.	.	.	.	.	.	.	.	.	.	.	.	189
1	1	2	1	.	.	1	.	.	.	.	.	.	.	2	.	190
1	1	.	1	.	.	.	.	.	.	.	.	.	.	.	.	191
.	.	.	.	.	.	.	.	.	.	.	.	.	.	.	.	192
.	.	.	1	1	1	.	.	.	.	.	.	.	.	.	.	193
.	.	.	.	.	.	.	.	.	.	.	1	.	.	.	.	194
.	.	.	.	.	.	.	.	.	.	.	.	.	.	.	.	195
.	.	.	.	.	.	.	.	.	.	.	.	.	.	.	.	196
.	.	.	.	.	.	.	.	.	.	.	.	.	.	.	.	197
1	1	5	3	1	1	1	1	1	1	1	.	1	3	1	.	198
.	.	.	.	.	.	.	.	.	.	.	.	.	.	.	.	199
1	.	1	.	.	.	.	1	1	.	.	.	1	2	1	.	200
.	2	.	.	.	1	3	.	.	2	.	2	.	.	.	.	202
.	.	.	.	.	.	.	.	.	.	.	.	.	.	2	.	203
20	27	53	43	17	19	20	14	50	46	22	20	26	35	31	25	

**ABSTRACT 29 (continued). Northern Ireland: Deaths from cancer**

Detailed List Numbers	SITES	Moyle		Newtownabbey		Armagh		Banbridge		Craigavon		Dungannon	
		M	F	M	F	M	F	M	F	M	F	M	F
	<i>Lip, oral cavity and pharynx</i>												
140	Lip	.	.	.	.	.	.	.	.	.	.	.	.
141	Tongue	1	.	.	.	1	1	.	.	.	.	.	.
142	Salivary glands	.	.	.	.	1	.	1	.	.	.	.	.
143	Gum	.	.	.	.	.	.	.	1	.	.	.	.
144	Floor or mouth	.	.	.	.	.	.	.	1	.	.	.	.
145	Other and unspecified parts of mouth	.	.	.	.	.	.	1	.	.	.	.	.
146	Oropharynx	.	.	.	.	1	.	.	.	.	.	.	.
147	Nasopharynx	.	.	1	.	.	.	.	1	.	.	.	.
148	Hypopharynx	.	.	.	.	.	.	.	.	.	.	.	.
149	Other and ill-defined sites within the lip, oral cavity and pharynx	.	.	.	.	.	.	.	.	.	.	.	1
	<i>Digestive organs and peritoneum</i>												
150	Oesophagus	.	.	2	2	5	1	6	2	1	8	4	1
151	Stomach	4	.	8	1	5	3	6	2	8	2	3	5
152	Small intestine, including duodenum	.	.	5	5	3	3	3	2	6	6	2	1
153	Colon	.	.	5	5	3	3	3	2	6	6	2	1
154	Rectum, rectosigmoid junction and anus	.	1	2	.	2	1	1	2	3	3	3	3
155	Liver and intrahepatic bile ducts	.	.	1	.	1	.	.	1	.	.	.	.
156	Gallbladder and extrahepatic bile ducts	1	3	1	2	1	2	2	1	3	4	2	1
157	Pancreas	1	3	2	2	1	1	2	.	3	4	2	3
158	Retroperitoneum and peritoneum	.	.	.	.	.	.	.	1	.	.	.	.
159	Other and ill-defined sites within the digestive organs and peritoneum	.	.	1	1	.	.	.	1	1	1	.	.
	<i>Respiratory and intrathoracic organs</i>												
160	Nasal cavities, middle ear and accessory sinuses	.	.	.	.	.	.	.	.	.	.	.	.
161	Larynx	.	.	34	10	18	2	7	2	16	6	13	3
162	Trachea, bronchus and lung	1	.	34	10	18	2	7	2	16	6	13	3
163	Pleura	.	.	.	.	.	.	.	.	.	.	.	.
164	Thymus, heart and mediastinum	.	.	.	.	.	.	.	.	.	.	.	.
165	Other and ill-defined sites within the respiratory system and intrathoracic organs	.	.	.	.	.	.	.	.	.	.	.	.
	<i>Bone connective tissue, skin and breast</i>												
170	Bone and articular cartilage	.	.	.	1	.	.	.	.	.	.	1	.
171	Connective and other soft tissue	.	.	.	.	1	1	.	.	1	.	1	1
172	Melanoma of skin	.	.	.	.	1	1	.	.	1	.	1	1
173	Skin (other than melanoma)	.	.	.	.	.	.	.	.	.	.	.	.
174	Female breast	.	1	6	4	.	.	9	.	19	.	.	8
175	Male breast	.	1	.	.	.	.	.	.	.	.	.	.
	<i>Genitourinary organs</i>												
179	Uterus, part unspecified	.	.	.	1	.	1	.	1	.	.	.	1
180	Cervix uteri	.	1	.	2	.	1	.	.	1	.	.	.
181	Placenta	.	.	.	.	.	.	.	.	.	.	.	.
182	Body of uterus	.	.	.	.	.	.	.	1	.	.	.	1
183	Ovary and other uterine adnexa	.	1	.	6	.	.	.	2	.	1	.	1
184	Other and unspecified female genital organs	1	.	2	1	4	.	2	1	6	.	2	.
185	Prostate	.	.	.	.	.	.	1	.	.	.	.	.
186	Testis	.	.	.	.	.	.	.	.	.	.	.	.
187	Penis and other male genital organs	.	.	5	1	1	.	3	2	4	.	.	.
188	Bladder	.	.	.	.	.	.	.	.	.	.	.	.
189	Kidney and other and unspecified urinary organs	1	.	.	.	2	.	1	.	2	1	2	1
	<i>Other and unspecified sites</i>												
190	Eye	.	.	.	.	.	.	.	.	.	.	.	.
191	Brain	.	.	1	.	.	1	1	.	2	.	.	.
192	Other and unspecified parts of nervous system	.	.	.	.	.	.	.	.	.	.	.	.
193	Thyroid gland	.	.	.	1	.	.	.	.	.	1	.	.
194	Other endocrine glands and related structures	.	.	.	.	.	1	.	.	.	.	.	.
195	Other and ill-defined sites	.	.	.	.	.	2	.	.	.	.	.	.
196	Lymph nodes (secondary and unspecified)	.	.	.	.	.	.	.	.	.	.	.	.
197	Respiratory and digestive systems (secondary)	.	.	.	.	.	.	.	.	.	.	.	.
198	Other specified sites (secondary)	.	.	.	.	.	.	.	.	.	.	.	.
199	Unspecified sites	1	.	4	4	2	4	1	1	2	5	1	4
	<i>Lymphatic and haematopoietic tissue</i>												
200	Lymphosarcoma and reticulosarcoma	.	.	1	.	.	.	.	.	1	.	.	.
202	Lymphoid and histiocytic tissue	.	.	1	1	.	.	1	.	2	.	.	.
203	Multiple myeloma and immunoproliferative	.	.	1	1	.	1	1	.	.	1	2	2
	<b>TOTAL</b>	<b>11</b>	<b>7</b>	<b>73</b>	<b>47</b>	<b>41</b>	<b>31</b>	<b>29</b>	<b>28</b>	<b>62</b>	<b>59</b>	<b>32</b>	<b>36</b>

in each of the District Council Areas by sex and site 1980.

Newry and Mourne		Fermanagh		Limavady		Londonderry		Omagh		Strabane		Northern Ireland		De-tailed List Numbers
M	F	M	F	M	F	M	F	M	F	M	F	M	F	
.	.	1	.	1	.	.	.	.	.	1	.	1	1	140
1	.	.	.	.	.	.	.	.	.	.	.	5	5	141
.	.	.	.	.	.	.	.	.	.	.	.	2	1	142
.	.	.	.	.	.	.	1	.	.	.	.	1	1	143
.	.	.	.	.	.	.	.	.	.	.	.	.	.	144
1	.	.	.	.	.	.	.	1	1	.	.	3	5	145
.	.	.	.	.	.	.	.	.	.	.	.	2	.	146
.	.	.	.	.	.	.	1	.	.	.	.	3	2	147
.	.	.	.	.	.	.	.	.	.	1	.	1	2	148
.	.	.	.	.	.	.	.	.	.	.	.	4	2	149
3	4	2	1	.	.	1	2	.	1	1	2	44	34	150
11	5	9	4	1	2	9	7	3	8	5	3	172	126	151
1	.	.	.	.	.	.	.	.	.	.	.	2	3	152
4	4	5	6	1	1	5	13	6	7	1	3	126	157	153
4	1	3	1	.	.	3	4	.	1	2	2	60	66	154
.	2	1	.	2	.	1	.	.	1	.	.	22	12	155
.	1	.	1	.	.	1	1	.	.	.	1	13	19	156
3	1	2	3	.	1	5	4	3	2	1	3	73	78	157
.	.	.	.	.	.	.	.	.	.	.	.	.	2	158
.	.	1	2	.	.	2	.	.	1	.	.	10	23	159
2	.	1	1	1	.	1	.	.	.	.	.	3	4	160
15	6	16	3	12	2	35	10	7	.	4	3	14	154	161
.	.	.	.	.	.	.	.	.	.	.	.	522	1	162
.	.	.	.	.	.	.	.	.	.	.	.	1	2	163
.	.	.	.	.	.	.	.	.	.	.	.	.	.	164
.	.	.	.	.	.	.	.	.	.	.	.	.	.	165
.	.	.	.	.	.	1	.	.	.	.	.	4	6	170
1	2	.	.	.	.	1	.	.	.	.	.	4	2	171
1	.	.	.	.	.	.	.	.	.	.	.	10	15	172
.	10	.	10	.	3	.	18	.	11	.	5	4	4	173
.	.	1	.	.	.	.	.	.	.	.	.	3	290	174
.	.	.	.	.	.	.	.	.	.	.	.	.	.	175
.	1	.	3	.	1	.	2	.	.	.	.	.	21	179
.	2	.	.	.	.	.	2	.	.	.	.	.	34	180
.	1	.	1	.	1	.	.	.	1	.	.	.	15	181
.	4	.	1	.	.	.	4	.	.	.	3	.	73	182
.	.	.	.	.	.	.	.	.	.	.	.	.	.	183
7	.	4	.	3	.	6	.	1	.	1	.	119	8	184
.	.	.	.	.	.	.	.	.	.	.	.	5	.	185
.	.	.	.	.	.	.	.	.	.	.	.	.	.	186
.	1	1	1	.	.	6	3	1	1	.	1	57	26	187
2	2	1	.	3	.	3	1	1	2	.	1	28	15	188
.	1	3	3	1	.	.	1	.	.	2	1	32	27	189
.	1	.	.	1	.	.	1	.	.	.	.	1	1	190
.	.	1	.	1	.	.	.	.	.	.	.	5	11	191
.	1	.	.	.	.	.	.	.	.	.	.	.	.	192
1	1	.	2	.	.	.	3	1	.	.	.	2	3	193
.	.	.	.	.	.	.	.	.	.	.	.	.	.	194
.	.	.	.	.	.	.	.	.	.	.	.	.	.	195
.	.	.	.	.	.	.	.	.	.	.	.	.	.	196
3	5	4	2	2	1	2	6	3	2	.	1	71	68	197
.	.	.	.	.	.	.	.	.	.	.	.	.	1	198
2	2	1	.	1	.	1	.	1	.	.	1	16	6	199
.	.	.	.	.	.	.	.	.	.	.	.	15	20	200
2	1	1	.	.	1	2	1	1	1	1	.	24	26	202
64	60	58	45	29	13	85	86	30	40	18	32	1,490	1,395	203

**ABSTRACT 30. Northern Ireland: Deaths of all children under one year  
in each District Council area 1980.**

AREA	Total	under 1 day	1-6 days	1-3 wks.	4 wks.	2 mths.	3 mths.	4 mths.	5 mths.	6 mths.	7 mths.	8 mths.	9 mths.	10 mths.	11 mths.
Northern Ireland . M	222	72	38	23	27	20	12	4	8	3	6	5	3	2	2
F	160	47	27	22	18	11	6	5	6	1	5	4	3	3	2
Total	382	119	65	45	45	31	18	9	14	4	11	9	3	5	4
Ards . . . . . M	12	5	1	.	1	1	1	.	1	.	.	1	.	1	.
F	7	4	1	1	1	.	.	.	.	.	.	.	.	.	.
Total	19	9	2	1	2	1	1	.	1	.	.	1	.	1	.
Belfast . . . . . M	41	7	11	7	2	4	3	1	2	.	2	1	.	1	1
F	16	1	2	3	5	1	1	1	1	.	.	.	1	1	.
Total	57	8	13	10	7	5	3	2	3	.	2	1	1	1	1
Castlereagh . . . . M	4	.	.	.	1	1	.	.	.	.	1	1	.	.	.
F	3	.	1	1	.	.	.	.	.	.	.	.	.	1	.
Total	7	.	1	1	1	1	.	.	.	.	1	1	.	1	.
Down . . . . . M	10	4	1	.	1	3	1	.	.	.	.	1	.	.	.
F	6	3	1	.	.	1	1	.	.	.	.	.	.	.	.
Total	16	7	2	.	1	4	1	.	.	.	.	1	.	.	.
Lisburn . . . . . M	13	4	3	.	2	.	1	.	1	.	1	.	.	.	1
F	9	3	.	3	1	1	.	.	.	.	.	.	.	.	1
Total	22	7	3	3	3	1	1	.	1	.	1	.	.	.	2
North Down . . . . M	9	4	1	1	.	1	1	.	.	.	.	1	.	.	.
F	6	3	.	1	.	.	1	.	1	.	.	.	.	.	.
Total	15	7	1	2	.	1	2	.	1	.	.	1	.	.	.
Antrim . . . . . M	7	.	1	2	1	.	1	.	.	1	1	.	.	.	.
F	6	.	3	1	.	1	.	.	.	.	.	.	1	.	.
Total	13	.	4	3	1	1	1	.	.	1	1	.	1	.	.
Ballymena . . . . . M	14	3	3	1	2	2	1	1	.	.	.	.	.	1	.
F	7	1	3	1	1	.	.	.	.	1	.	.	.	.	.
Total	21	4	6	2	3	2	1	1	.	1	.	.	.	1	.
Ballymoney . . . . M	6	3	.	.	2	.	.	.	.	1	.	.	.	.	.
F	2	.	1	1	.	.	.	.	.	.	.	.	.	.	.
Total	8	3	1	1	2	.	.	.	.	1	.	.	.	.	.
Carrickfergus . . . M	1	1	1	1	1	.	1	.	.	.	.	.	.	.	.
F	5	1	.	.	.	.	.	.	.	.	.	.	.	.	.
Total	6	2	1	1	1	.	1	.	.	.	.	.	.	.	.
Coleraine . . . . . M	5	2	.	.	2	.	.	.	1	.	.	.	.	.	.
F	1	.	.	.	1	.	.	.	.	.	.	.	.	.	.
Total	6	2	.	.	3	.	.	.	1	.	.	.	.	.	.
Cookstown . . . . . M	4	1	2	.	.	1	.	.	.	.	.	.	.	.	.
F	1	.	.	.	.	1	.	.	.	.	.	.	.	.	.
Total	5	1	2	.	.	2	.	.	.	.	.	.	.	.	.
Larne . . . . . M	1	.	.	1	.	.	.	.	.	.	.	.	.	.	.
F	3	.	.	1	1	.	.	.	1	.	.	.	.	.	.
Total	4	.	.	2	1	.	.	.	1	.	.	.	.	.	.

**ABSTRACT 30. Northern Ireland: Deaths of all children under one year in each District Council area 1980—*contd.***

AREA	Total	under 1 day	1-6 days	1-3 wks.	4 wks.	2 mths.	3 mths.	4 mths.	5 mths.	6 mths.	7 mths.	8 mths.	9 mths.	10 mths.	11 mths.
Magherafelt . M	5	3	.	.	1	.	1	.	1	.	.	.	.	.	.
F	4	2	.	.	.	1	.	.	.	.	.	.	.	.	.
Total	9	5	.	.	1	1	1	.	1	.	.	.	.	.	.
Moyle . M	4	2	1	1	.	.	.	.	.	.	.	.	.	.	.
F	2	.	1	.	1	.	.	.	.	.	.	.	.	.	.
Total	6	2	2	1	1	.	.	.	.	.	.	.	.	.	.
Newtownabbey . M	7	2	1	.	2	1	.	1	.	.	1	.	.	.	1
F	7	4	.	1	.	.	.	.	.	.	.	.	.	.	.
Total	14	6	1	1	2	1	.	1	.	.	1	.	.	.	1
Armagh . M	7	4	1	2	.	.	.	.	.	.	.	.	.	.	.
F	1	.	1	.	.	.	.	.	.	.	.	.	.	.	.
Total	8	4	2	2	.	.	.	.	.	.	.	.	.	.	.
Banbridge . M	5	2	1	.	.	.	1	.	1	.	.	.	.	.	.
F	6	1	3	.	.	1	.	.	.	.	.	.	.	.	.
Total	11	3	4	.	.	1	2	.	1	.	.	.	.	.	.
Craigavon . M	6	1	1	2	.	.	1	.	1	.	.	.	.	.	.
F	6	3	1	.	1	.	.	1	.	.	.	.	.	.	.
Total	12	4	2	2	1	.	1	1	1	.	.	.	.	.	.
Dungannon . M	6	4	1	.	.	.	1	.	.	.	.	.	1	.	.
F	7	3	2	.	.	.	1	.	.	.	.	.	.	.	.
Total	13	7	3	.	.	.	2	.	.	.	.	.	1	.	.
Newry & Mourne M	8	4	1	1	1	.	.	.	1	.	1	2	.	.	.
F	10	5	.	1	.	1	.	.	.	.	.	.	.	.	.
Total	18	9	1	2	1	1	.	.	1	.	1	2	.	.	.
Fermanagh . M	10	6	.	1	3	.	.	.	.	.	1	.	.	.	.
F	4	2	1	.	.	.	.	.	.	.	.	.	.	.	.
Total	14	8	1	1	3	.	.	.	.	.	1	.	.	.	.
Limavady . M	8	1	4	1	.	2	.	.	.	.	.	.	.	1	.
F	8	1	3	2	.	.	1	.	.	.	.	.	.	.	.
Total	16	2	7	3	.	2	1	.	.	.	.	.	.	1	.
Londonderry . M	18	6	2	2	5	2	.	.	.	1	.	.	.	.	.
F	21	6	1	2	4	3	.	1	2	.	1	.	1	.	.
Total	39	12	3	4	9	5	.	1	2	1	1	.	1	.	.
Omagh . M	7	2	.	1	1	2	.	.	.	.	1	.	.	.	.
F	7	3	1	1	.	.	.	1	.	.	.	1	.	.	.
Total	14	5	1	2	1	2	.	1	.	.	1	1	.	.	.
Strabane . M	4	1	2	.	.	.	.	1	.	.	.	.	.	.	.
F	5	1	.	1	1	.	.	1	.	.	1	.	.	.	.
Total	9	2	2	1	1	.	.	2	.	.	1	.	.	.	.

**ABSTRACT 31. Northern Ireland: Deaths of illegitimate children under one year in each District Council area 1980.**

AREA	Total	under 1 day	1-6 days	1-3 wks.	4 wks.	2 mths.	3 mths.	4 mths.	5 mths.	6 mths.	7 mths.	8 mths.	9 mths.	10 mths.	11 mths.
Northern Ireland . M	14	4	1	3	2	1	.	1	1	.	1	.	.	.	.
F	7	1	3	2	.	.	.	.	1	.	.	.	.	.	.
Total	21	5	4	5	2	1	.	1	2	.	1	.	.	.	.
Ards . M	1	.	.	1	.	.	.	.	.	.	.	.	.	.	.
F	.	.	.	.	.	.	.	.	.	.	.	.	.	.	.
Total	1	.	.	1	.	.	.	.	.	.	.	.	.	.	.
Belfast . M	6	2	1	3	.	.	.	.	.	.	.	.	.	.	.
F	1	.	1	.	.	.	.	.	.	.	.	.	.	.	.
Total	7	2	2	3	.	.	.	.	.	.	.	.	.	.	.
Castlereagh . M	.	.	.	.	.	.	.	.	.	.	.	.	.	.	.
F	.	.	.	.	.	.	.	.	.	.	.	.	.	.	.
Total	.	.	.	.	.	.	.	.	.	.	.	.	.	.	.
Down . M	1	1	.	.	.	.	.	.	.	.	.	.	.	.	.
F	.	.	.	.	.	.	.	.	.	.	.	.	.	.	.
Total	1	1	.	.	.	.	.	.	.	.	.	.	.	.	.
Lisburn . M	1	.	.	1	.	.	.	.	.	.	1	.	.	.	.
F	1	.	.	.	.	.	.	.	.	.	.	.	.	.	.
Total	2	.	.	1	.	.	.	.	.	.	1	.	.	.	.
North Down . M	.	.	.	.	.	.	.	.	.	.	.	.	.	.	.
F	1	.	.	.	.	.	.	.	1	.	.	.	.	.	.
Total	1	.	.	.	.	.	.	.	1	.	.	.	.	.	.
Antrim . M	1	.	1	.	.	.	.	.	.	.	.	.	.	.	.
F	.	.	.	.	.	.	.	.	.	.	.	.	.	.	.
Total	1	.	1	.	.	.	.	.	.	.	.	.	.	.	.
Ballymena . M	1	.	.	.	.	.	.	1	.	.	.	.	.	.	.
F	.	.	.	.	.	.	.	.	.	.	.	.	.	.	.
Total	1	.	.	.	.	.	.	1	.	.	.	.	.	.	.
Ballymoney . M	.	.	.	.	.	.	.	.	.	.	.	.	.	.	.
F	.	.	.	.	.	.	.	.	.	.	.	.	.	.	.
Total	.	.	.	.	.	.	.	.	.	.	.	.	.	.	.
Carrickfergus . M	.	.	.	.	.	.	.	.	.	.	.	.	.	.	.
F	.	.	.	.	.	.	.	.	.	.	.	.	.	.	.
Total	.	.	.	.	.	.	.	.	.	.	.	.	.	.	.
Coleraine . M	1	.	.	.	.	.	.	.	1	.	.	.	.	.	.
F	.	.	.	.	.	.	.	.	.	.	.	.	.	.	.
Total	1	.	.	.	.	.	.	.	1	.	.	.	.	.	.
Cookstown . M	.	.	.	.	.	.	.	.	.	.	.	.	.	.	.
F	.	.	.	.	.	.	.	.	.	.	.	.	.	.	.
Total	.	.	.	.	.	.	.	.	.	.	.	.	.	.	.
Larne . M	.	.	.	.	.	.	.	.	.	.	.	.	.	.	.
F	.	.	.	.	.	.	.	.	.	.	.	.	.	.	.
Total	.	.	.	.	.	.	.	.	.	.	.	.	.	.	.

**ABSTRACT 31. Northern Ireland: Deaths of illegitimate children under  
one year in each District Council area 1980—*contd.***

AREA	Total	under 1 day	1-6 days	1-3 wks.	4 wks.	2 mths.	3 mths.	4 mths.	5 mths.	6 mths.	7 mths.	8 mths.	9 mths.	10 mths.	11 mths.
Magherafelt . M	.	.	.	.	.	.	.	.	.	.	.	.	.	.	.
F	.	.	.	.	.	.	.	.	.	.	.	.	.	.	.
Total	.	.	.	.	.	.	.	.	.	.	.	.	.	.	.
Moyle . M	.	.	.	.	.	.	.	.	.	.	.	.	.	.	.
F	.	.	.	.	.	.	.	.	.	.	.	.	.	.	.
Total	.	.	.	.	.	.	.	.	.	.	.	.	.	.	.
Newtownabbey . M	.	.	.	.	.	.	.	.	.	.	.	.	.	.	.
F	.	.	.	.	.	.	.	.	.	.	.	.	.	.	.
Total	.	.	.	.	.	.	.	.	.	.	.	.	.	.	.
Armagh . M	.	.	.	.	.	.	.	.	.	.	.	.	.	.	.
F	.	.	.	.	.	.	.	.	.	.	.	.	.	.	.
Total	.	.	.	.	.	.	.	.	.	.	.	.	.	.	.
Banbridge . M	.	.	.	.	.	.	.	.	.	.	.	.	.	.	.
F	.	.	.	.	.	.	.	.	.	.	.	.	.	.	.
Total	.	.	.	.	.	.	.	.	.	.	.	.	.	.	.
Craigavon . M	.	.	.	.	.	.	.	.	.	.	.	.	.	.	.
F	1	.	1	.	.	.	.	.	.	.	.	.	.	.	.
Total	1	.	1	.	.	.	.	.	.	.	.	.	.	.	.
Dungannon . M	.	.	.	.	.	.	.	.	.	.	.	.	.	.	.
F	.	.	.	.	.	.	.	.	.	.	.	.	.	.	.
Total	.	.	.	.	.	.	.	.	.	.	.	.	.	.	.
Newry & Mourne M	1	.	.	.	1	.	.	.	.	.	.	.	.	.	.
F	.	.	.	.	.	.	.	.	.	.	.	.	.	.	.
Total	1	.	.	.	1	.	.	.	.	.	.	.	.	.	.
Fermanagh . M	1	.	.	.	1	.	.	.	.	.	.	.	.	.	.
F	.	.	.	.	.	.	.	.	.	.	.	.	.	.	.
Total	1	.	.	.	1	.	.	.	.	.	.	.	.	.	.
Limavady . M	.	.	.	.	.	.	.	.	.	.	.	.	.	.	.
F	.	.	.	.	.	.	.	.	.	.	.	.	.	.	.
Total	.	.	.	.	.	.	.	.	.	.	.	.	.	.	.
Londonderry . M	1	1	.	.	.	.	.	.	.	.	.	.	.	.	.
F	.	.	.	.	.	.	.	.	.	.	.	.	.	.	.
Total	1	1	.	.	.	.	.	.	.	.	.	.	.	.	.
Omagh . M	1	.	.	.	.	1	.	.	.	.	.	.	.	.	.
F	1	1	.	.	.	.	.	.	.	.	.	.	.	.	.
Total	2	1	.	.	.	1	.	.	.	.	.	.	.	.	.
Strabane . M	.	.	.	.	.	.	.	.	.	.	.	.	.	.	.
F	.	.	.	.	.	.	.	.	.	.	.	.	.	.	.
Total	.	.	.	.	.	.	.	.	.	.	.	.	.	.	.

# ABSTRACT 32. Northern Ireland: Infant

Detailed List	CAUSES OF DEATH	Total deaths	DAYS							Total under 1 week
			under 1 day	1-	2-	3-	4-	5-	6-	
	ALL CAUSES . . . . . {M F	222 160	72 47	10 7	6 8	4 7	6 1	9 4	3 .	110 74
009	Ill-defined intestinal infections . . . . . {M F	.	.	.	.	.	.	.	.	.
013	Tuberculosis of meninges and central nervous system . . . . . {M F	.	.	.	.	.	.	.	.	.
014	Tuberculosis of intestines, peritoneum and mesenteric glands . . . . . {M F	.	.	.	.	.	.	.	.	.
010-012, 015-018	Other tuberculosis diseases . . . . . {M F	.	.	.	.	.	.	.	.	.
032	Diphtheria . . . . . {M F	.	.	.	.	.	.	.	.	.
033	Whooping cough . . . . . {M F	.	.	.	.	.	.	.	.	.
034-1	Scarlet fever . . . . . {M F	.	.	.	.	.	.	.	.	.
036	Meningococcal infection . . . . . {M F	.	.	.	.	.	.	.	.	.
045	Acute poliomyelitis . . . . . {M F	.	.	.	.	.	.	.	.	.
055	Measles . . . . . {M F	.	.	.	.	.	.	.	.	.
090-097	Syphilis . . . . . {M F	.	.	.	.	.	.	.	.	.
317-319	Mental retardation . . . . . {M F	.	.	.	.	.	.	.	.	.
320-322	Meningitis . . . . . {M F	3 1	.	.	.	.	1 .	.	1 .	1 1
466-0 and 490-491	Bronchitis . . . . . {M F	.	.	.	.	.	.	.	.	.
480-486	Pneumonia . . . . . {M F	4 5	.	.	.	.	.	.	.	.
487	Influenza . . . . . {M F	.	.	.	.	.	.	.	.	.
516-8	Other alveolar and parietoalveolar pneumopathy . . . . . {M F	39 18	.	.	.	.	.	.	.	.
740	Anencephalus and similar anomalies . . . . . {M F	4 9	3 9	.	.	.	.	.	.	3 9
741-0	Spina bifida with hydrocephalus . . . . . {M F	4 10	2 .	1 .	.	.	.	.	.	3 .
741-9	Spina bifida without mention of hydrocephalus . . . . . {M F	6 9	1 1	.	.	.	.	.	.	1 1
742-3	Congenital hydrocephalus . . . . . {M F	5 2	1 .	.	1 .	.	.	1 .	.	2 1
Rem. of 742	Other congenital anomalies of nervous system . . . . . {M F	.	.	.	.	.	.	.	.	.
743	Congenital anomalies of eye . . . . . {M F	.	.	.	.	.	.	.	.	.
744	Congenital anomalies of ear, face and neck . . . . . {M F	.	.	.	.	.	.	.	.	.
745	Bulbus cordis anomalies and anomalies of cardiac septal closure . . . . . {M F	2 5	.	.	1 .	1 .	.	.	.	2 .
746	Other congenital anomalies of heart . . . . . {M F	8 2	1 .	2 .	.	.	.	1 .	.	4 .



mortality by cause, age and sex, 1980.

WEEKS			Total under 4 weeks	MONTHS											Mortality rate per 10,000 live births	Deaths of illegitimate infants		Detailed List
1-	2-	3-		1-	2-	3-	4-	5-	6-	7-	8-	9-	10-	11-		No.	Rate per 10,000 illegitimate live births	
13 11	7 7	3 4	133 96	27 18	20 11	12 6	4 5	8 6	3 1	6 5	5 4	3 3	2 3	2 2	151 115	14 7	153 84	
.	.	.	.	.	.	.	.	.	.	.	.	.	.	.	.	.	.	M } 009
.	.	.	.	.	.	.	.	.	.	.	.	.	.	.	.	.	.	F } 013
.	.	.	.	.	.	.	.	.	.	.	.	.	.	.	.	.	.	M } 014
.	.	.	.	.	.	.	.	.	.	.	.	.	.	.	.	.	.	F } 010-012 015-018
.	.	.	.	.	.	.	.	.	.	.	.	.	.	.	.	.	.	M } 032
.	.	.	.	.	.	.	.	.	.	.	.	.	.	.	.	.	.	F } 033
.	.	.	.	.	.	.	.	.	.	.	.	.	.	.	.	.	.	M } 034-1
.	.	.	.	.	.	.	.	.	.	.	.	.	.	.	.	.	.	F } 036
.	.	.	.	.	.	.	.	.	.	.	.	.	.	.	.	.	.	M } 045
.	.	.	.	.	.	.	.	.	.	.	.	.	.	.	.	.	.	F } 055
.	.	.	.	.	.	.	.	.	.	.	.	.	.	.	.	.	.	M } 090-097
.	.	.	.	.	.	.	.	.	.	.	.	.	.	.	.	.	.	F } 317-319
.	.	1	2	1	.	.	.	.	.	.	.	.	.	.	2	1	11	M } 320-322
.	.	.	1	.	.	.	.	.	.	.	.	.	.	.	1	.	.	F } 466-0 and 490-491
.	.	.	.	.	.	.	1	.	.	.	.	.	.	.	.	.	.	M } 480-486
.	.	1	1	.	2	2	2	1	1	1	.	.	.	.	3	1	11	F } 487
.	.	.	.	.	.	.	.	.	.	.	.	.	.	.	.	.	.	M } 516-8
1	.	1	2	6	11	7	1	6	1	2	3	1	1	.	27 13	3 1	33 12	F } 740
.	1	.	4	.	.	.	.	.	.	.	.	.	.	.	3	.	.	M } 741-0
.	.	.	9	.	.	.	.	.	.	.	.	.	.	.	6	1	12	F } 741-9
.	2	.	2	1	.	1	1	.	.	.	.	.	.	.	3	.	.	M } 742-3
.	.	1	4	2	1	1	1	.	.	.	.	.	.	1	7	.	.	F } Rem. of 742
2	.	.	4	1	4	2	.	1	.	1	1	.	.	.	4	.	.	M } 743
.	.	.	1	1	2	.	.	.	.	.	.	.	.	.	6	.	.	F } 744
1	.	.	3	1	.	.	.	.	.	.	1	.	.	.	3	.	.	M } 745
.	.	.	1	1	.	.	.	.	.	.	.	.	.	.	1	.	.	F } 746
.	.	.	.	.	.	.	.	.	.	.	.	.	.	.	.	.	.	M } 745
.	.	.	.	.	.	.	.	.	.	.	.	.	.	.	.	.	.	F } 746
.	.	.	.	.	.	.	.	.	.	.	.	.	.	.	.	.	.	M } 745
.	.	.	.	.	.	.	.	.	.	.	.	.	.	.	.	.	.	F } 746
.	2	.	6	1	1	.	.	.	.	1	.	.	.	1	5 1	1	11	M } 746

**ABSTRACT 32 (continued). Northern Ireland:**

Detailed List	CAUSES OF DEATH	Total deaths	DAYS							Total under 1 week
			under 1 day	1-	2-	3-	4-	5-	6-	
747	Other congenital anomalies of circulatory system {M F	8 4	.	.	.	.	1	1	1	3
748	Congenital anomalies of respiratory system {M F	4 2	3 1	.	.	.	.	.	.	3 1
749	Cleft palate and cleft lip {M F	.	.	.	.	.	.	.	.	.
750	Other congenital anomalies of upper alimentary tract {M F	2 1	2	.	.	.	.	.	.	2
751	Other congenital anomalies of digestive system {M F	2 1	.	.	.	.	.	.	.	.
752	Congenital anomalies of genital organs {M F	.	.	.	.	.	.	.	.	.
753	Congenital anomalies of urinary system {M F	6 5	6 4	.	.	.	.	.	.	6 4
754	Certain congenital musculoskeletal deformities {M F	.	.	.	.	.	.	.	.	.
755	Other congenital anomalies of limbs {M F	.	.	.	.	.	.	.	.	.
756	Other congenital musculoskeletal anomalies {M F	3 6	3 4	2	.	.	.	.	.	3 6
757	Congenital anomalies of the integument {M F	.	.	.	.	.	.	.	.	.
758	Chromosomal anomalies {M F	4 1	1	.	.	1	.	.	.	2
759	Other and unspecified congenital anomalies {M F	8 2	6 1	.	.	.	.	1	.	6 2
760	Foetus or newborn affected by maternal conditions which may be unrelated to present pregnancy {M F	2 1	.	.	1 1	.	1	.	.	2 1
761	Foetus or newborn affected by maternal conditions of pregnancy {M F	2 8	2 6	1	.	.	.	.	.	2 7
762	Foetus or newborn affected by complications of placenta, cord and membranes {M F	4 2	4 1	.	.	1	.	.	.	4 2
763	Foetus or newborn affected by other complications of labour and delivery {M F	.	.	.	.	.	.	.	.	.
764	Slow foetal growth and foetal malnutrition {M F	.	.	.	.	.	.	.	.	.
765	Disorders relating to short gestation and unspecified low birth-weight {M F	19 12	16 7	.	1	.	.	1	.	17 8
766	Disorders relating to long gestation and high birth-weight {M F	.	.	.	.	.	.	.	.	.
767	Birth trauma {M F	5 4	.	2	2 1	2	.	.	.	4 3
768	Intrauterine hypoxia and birth asphyxia {M F	6 6	4 1	1	2	1	1	.	.	6 5
769	Respiratory distress syndrome {M F	16 9	5 2	1	2 1	1	2	2	2	15 4
770	Other respiratory conditions of foetus and newborn {M F	16 7	11 4	1	.	1	.	.	.	12 6
771	Infections specific to the perinatal period {M F	2 2	.	.	.	.	.	.	.	.
772	Foetal and neonatal haemorrhage {M F	3 4	.	1	1	.	1	1	.	3 3

# Infant mortality by cause, age and sex, 1980

WEEKS			Total under 4 weeks	MONTHS											Mortality rate per 10,000 live births	Deaths of illegitimate infants		Detailed List	
1-	2-	3-		1-	2-	3-	4-	5-	6-	7-	8-	9-	10-	11-		No.	Rate per 10,000 illegitimate live births		
1	1	1	3 3	4 1	.	1	.	.	.	.	.	.	.	.	5 3	2	24	M } F }	747
.	.	.	3 1	.	.	.	1	.	.	.	.	.	1	.	3 1	1	11	M } F }	748
.	.	.	.	.	.	.	.	.	.	.	.	.	.	.	.	.	.	M } F }	749
.	.	.	.	.	.	.	.	.	.	.	.	.	.	.	.	.	.	M } F }	750
.	1	.	2 1	.	.	.	.	.	.	.	.	.	.	.	1 1	.	.	M } F }	751
1 1	.	.	1 1	.	.	.	.	.	1	.	.	.	.	.	1 1	1	11	M } F }	752
.	.	.	.	.	.	.	.	.	.	.	.	.	.	.	.	.	.	M } F }	753
1	.	.	6 5	.	.	.	.	.	.	.	.	.	.	.	4 4	1	11	M } F }	754
.	.	.	.	.	.	.	.	.	.	.	.	.	.	.	.	.	.	M } F }	755
.	.	.	.	.	.	.	.	.	.	.	.	.	.	.	.	.	.	M } F }	756
.	.	.	3 6	.	.	.	.	.	.	.	.	.	.	.	2 4	1	12	M } F }	757
.	.	.	.	.	.	.	.	.	.	.	.	.	.	.	.	.	.	M } F }	758
.	.	.	2	1	.	.	1	.	.	.	.	1	.	.	3 1	.	.	M } F }	759
.	1	.	7 2	.	1	.	.	.	.	.	.	.	.	.	5 1	.	.	M } F }	760
.	.	.	2 1	.	.	.	.	.	.	.	.	.	.	.	1 1	.	.	M } F }	761
.	1	.	2 8	.	.	.	.	.	.	.	.	.	.	.	1 6	.	.	M } F }	762
.	.	.	4 2	.	.	.	.	.	.	.	.	.	.	.	3 1	1	12	M } F }	763
.	.	.	.	.	.	.	.	.	.	.	.	.	.	.	.	.	.	M } F }	764
.	.	.	.	.	.	.	.	.	.	.	.	.	.	.	.	.	.	M } F }	765
2 2	2	.	19 12	.	.	.	.	.	.	.	.	.	.	.	13 9	.	.	M } F }	766
.	.	.	.	.	.	.	.	.	.	.	.	.	.	.	.	.	.	M } F }	767
1 1	.	.	5 4	.	.	.	.	.	.	.	.	.	.	.	3 3	.	.	M } F }	768
1	.	.	7 6	.	.	.	.	.	.	.	.	.	.	.	4 4	1 1	11 12	M } F }	769
2	1 2	.	16 8	1	.	.	.	.	.	.	.	.	.	.	11 6	1	11	M } F }	770
4 1	.	.	16 7	.	.	.	.	.	.	.	.	.	.	.	11 5	.	.	M } F }	771
.	.	1	1	2 1	.	.	.	.	.	.	.	.	.	.	1 1	.	.	M } F }	772
.	.	.	3 3	1	.	.	.	.	.	.	.	.	.	.	2 3	.	.	M } F }	773

**ABSTRACT 32 (continued). Northern Ireland:**

Detailed List	CAUSES OF DEATH	Total deaths	DAYS							Total under 1 week
			under 1 day	1-	2-	3-	4-	5-	6-	
773	Haemolytic disease of foetus or newborn, due to isoimmunization . . . . . { M	2	1	.	.	.	.	1	.	2
	. . . . . { F	2	2	.	.	.	.	.	.	2
774	Other perinatal jaundice . . . . . { M	.	.	.	.	.	.	.	.	.
	. . . . . { F	.	.	.	.	.	.	.	.	.
775	Endocrine and metabolic disturbances specific to the foetus and newborn . . . . . { M	.	.	.	.	.	.	.	.	.
	. . . . . { F	.	.	.	.	.	.	.	.	.
776	Haematological disorders of foetus and newborn . . . . . { M	.	.	.	.	.	.	.	.	.
	. . . . . { F	.	.	.	.	.	.	.	.	.
777	Perinatal disorders of digestive system . . . . . { M	3	.	.	.	.	.	1	.	1
	. . . . . { F	1	.	.	.	.	.	1	.	1
778	Conditions involving the integument and temperature regulation of foetus and newborn . . . . . { M	1	.	1	.	.	.	.	.	1
	. . . . . { F	1	1	.	.	.	.	.	.	1
779	Other and ill-defined conditions originating in the perinatal period . . . . . { M	.	.	.	.	.	.	.	.	.
	. . . . . { F	.	.	.	.	.	.	.	.	.
798-0	Sudden infant death syndrome . . . . . { M	1	.	.	.	.	.	.	.	.
	. . . . . { F	.	.	.	.	.	.	.	.	.
Rem. of 001-999	All other causes . . . . . { M	28	2	2	.	1	.	.	.	5
	. . . . . { F	17	.	.	.	1	.	.	.	1
<b>EXTERNAL CAUSES</b>										
E904	Hunger, thirst, exposure, neglect . . . . . { M	2	1	1	.	.	.	.	.	2
	. . . . . { F	.	.	.	.	.	.	.	.	.
E911-E912	Inhalation of food or other object causing obstruction of respiratory tract or suffocation . . . . . { M	1	.	.	.	.	.	.	.	.
	. . . . . { F	.	.	.	.	.	.	.	.	.
E913	Accidental mechanical suffocation . . . . . { M	2	1	.	.	.	.	.	.	1
	. . . . . { F	1	.	.	.	.	.	.	.	.
E967	Child battering and other maltreatment . . . . . { M	1	.	.	.	.	.	.	.	.
	. . . . . { F	.	.	.	.	.	.	.	.	.
Rem. of E800-E999	Other violent deaths . . . . . { M	2	.	.	.	.	.	.	.	.
	. . . . . { F	.	.	.	.	.	.	.	.	.

**Infant mortality by cause, age and sex, 1980.**

WEEKS			Total under 4 weeks	MONTHS											Mortality rate per 10,000 live births	Deaths of illegitimate infants		Detailed List
1-	2-	3-		1-	2-	3-	4-	5-	6-	7-	8-	9-	10-	11-		No.	Rate per 10,000 illegitimate live births	
.	.	.	2	.	.	.	.	.	.	.	.	.	.	.	1	.	.	M } 773
.	.	.	2	.	.	.	.	.	.	.	.	.	.	.	1	.	.	F } 774
.	.	.	.	.	.	.	.	.	.	.	.	.	.	.	.	.	.	M } 775
.	.	.	.	.	.	.	.	.	.	.	.	.	.	.	.	.	.	F } 776
.	.	.	.	.	.	.	.	.	.	.	.	.	.	.	.	.	.	M } 777
1	.	.	2	1	.	.	.	.	.	.	.	.	.	.	2	1	11	F } 778
.	.	.	1	.	.	.	.	.	.	.	.	.	.	.	1	.	.	M } 779
.	.	.	1	.	.	.	.	.	.	.	.	.	.	.	1	.	.	F } 798.0
.	.	.	.	.	1	.	.	.	.	.	.	.	.	.	1	.	.	M } 799
.	.	.	.	.	.	.	.	.	.	.	.	.	.	.	.	.	.	F } 799.0
1	.	.	5	6	5	3	2	.	2	1	1	1	2	1	19	.	.	M } Rem.
.	.	.	2	4	2	1	.	3	.	2	1	1	1	.	12	.	.	F } 001-799
.	.	.	2	.	.	.	.	.	.	.	.	.	.	.	1	.	.	M } E904
.	.	.	.	.	1	.	.	.	.	.	.	.	.	.	1	.	.	F } E911-912
.	.	.	.	.	.	.	.	.	.	.	.	.	.	.	.	.	.	M } E913
.	.	.	1	1	.	.	.	.	1	.	.	.	.	.	1	.	.	F } E967
.	.	.	.	.	.	.	.	.	.	.	1	.	.	.	1	.	.	M } E980-999
.	.	.	.	1	1	.	.	.	.	.	.	.	.	.	1	2	22	F } Rem.
.	.	.	.	.	.	.	.	.	.	.	.	.	.	.	.	.	.	

**ABSTRACT 33. Northern Ireland: Infant mortality by cause,  
sex and month of registration, 1980**

Detailed List	CAUSES OF DEATH	Total	January	February	March	April	May	June	July	August	September	October	November	December
	ALL CAUSES . . . M F	222 160	16 23	19 18	23 13	19 9	23 12	19 14	9 8	19 17	23 14	17 8	12 12	23 12
009	Ill-defined intestinal diseases . . . M F	. .	. .	. .	. .	. .	. .	. .	. .	. .	. .	. .	. .	. .
013	Tuberculosis of meninges and central nervous system . . . M F	. .	. .	. .	. .	. .	. .	. .	. .	. .	. .	. .	. .	. .
014	Tuberculosis of intestines, peritoneum and mesenteric glands . . . M F	. .	. .	. .	. .	. .	. .	. .	. .	. .	. .	. .	. .	. .
010-012	Other tuberculosis . . . M	. .	. .	. .	. .	. .	. .	. .	. .	. .	. .	. .	. .	. .
015-018	Diphtheria . . . M F	. .	. .	. .	. .	. .	. .	. .	. .	. .	. .	. .	. .	. .
032	Whooping cough . . . M F	. .	. .	. .	. .	. .	. .	. .	. .	. .	. .	. .	. .	. .
033	Scarlet fever . . . M F	. .	. .	. .	. .	. .	. .	. .	. .	. .	. .	. .	. .	. .
034 1	Meningococcal infection . . . M F	. .	. .	. .	. .	. .	. .	. .	. .	. .	. .	. .	. .	. .
036	Acute poliomyelitis . . . M F	. .	. .	. .	. .	. .	. .	. .	. .	. .	. .	. .	. .	. .
045	Measles . . . M F	. .	. .	. .	. .	. .	. .	. .	. .	. .	. .	. .	. .	. .
055	Syphilis . . . M F	. .	. .	. .	. .	. .	. .	. .	. .	. .	. .	. .	. .	. .
09. 097	Mental retardation . . . M F	. .	. .	. .	. .	. .	. .	. .	. .	. .	. .	. .	. .	. .
317-319	Meningitis . . . M F	. .	. .	. .	. .	. .	. .	. .	. .	. .	. .	. .	. .	. .
320-322	Bronchitis . . . M F	. .	. .	. .	. .	. .	. .	. .	. .	. .	. .	. .	. .	. .
466-0 & 490-491	Pneumonia . . . M F	. .	. .	. .	. .	. .	. .	. .	. .	. .	. .	. .	. .	. .
480-486	Influenza . . . M F	. .	. .	. .	. .	. .	. .	. .	. .	. .	. .	. .	. .	. .
487	Other post-inflammatory pulmonary fibrosis . . . M F	. .	. .	. .	. .	. .	. .	. .	. .	. .	. .	. .	. .	. .
516-8	Anencephalus and similar anomalies . . . M F	. .	. .	. .	. .	. .	. .	. .	. .	. .	. .	. .	. .	. .
740	Spina bifida with hydrocephalus . . . M F	. .	. .	. .	. .	. .	. .	. .	. .	. .	. .	. .	. .	. .
741-0	Spina bifida without mention of hydrocephalus . . . M F	. .	. .	. .	. .	. .	. .	. .	. .	. .	. .	. .	. .	. .
741.9	Congenital hydrocephalus . . . M F	. .	. .	. .	. .	. .	. .	. .	. .	. .	. .	. .	. .	. .
742-3	Other congenital anomalies of nervous system . . . M F	. .	. .	. .	. .	. .	. .	. .	. .	. .	. .	. .	. .	. .
R.m. of 742	Congenital anomalies of eye . . . M	. .	. .	. .	. .	. .	. .	. .	. .	. .	. .	. .	. .	. .
743	Congenital anomalies of ear, face and neck . . . M F	. .	. .	. .	. .	. .	. .	. .	. .	. .	. .	. .	. .	. .
744	Bulbus cordis anomalies and anomalies of cardiac septal closure . . . M F	. .	. .	. .	. .	. .	. .	. .	. .	. .	. .	. .	. .	. .
745	Other congenital anomalies of heart . . . M F	. .	. .	. .	. .	. .	. .	. .	. .	. .	. .	. .	. .	. .
746	Other congenital anomalies of circulatory system . . . M F	. .	. .	. .	. .	. .	. .	. .	. .	. .	. .	. .	. .	. .
747	Congenital anomalies of respiratory system . . . M F	. .	. .	. .	. .	. .	. .	. .	. .	. .	. .	. .	. .	. .
748	Cleft palate and cleft lip . . . M F	. .	. .	. .	. .	. .	. .	. .	. .	. .	. .	. .	. .	. .
749	Other congenital anomalies of upper alimentary tract . . . M F	. .	. .	. .	. .	. .	. .	. .	. .	. .	. .	. .	. .	. .
750	Other congenital anomalies of digestive system . . . M F	. .	. .	. .	. .	. .	. .	. .	. .	. .	. .	. .	. .	. .
751	Congenital anomalies of genital organs . . . M F	. .	. .	. .	. .	. .	. .	. .	. .	. .	. .	. .	. .	. .
752	Congenital anomalies of urinary system . . . M F	. .	. .	. .	. .	. .	. .	. .	. .	. .	. .	. .	. .	. .
753	Certain congenital musculo-skeletal deformities . . . M F	. .	. .	. .	. .	. .	. .	. .	. .	. .	. .	. .	. .	. .
754	Other congenital anomalies of limbs . . . M F	. .	. .	. .	. .	. .	. .	. .	. .	. .	. .	. .	. .	. .
755	Other congenital musculo-skeletal anomalies . . . M F	. .	. .	. .	. .	. .	. .	. .	. .	. .	. .	. .	. .	. .
756														

**ABSTRACT 33** (*continued*). Northern Ireland: Infant mortality by cause, sex and month of registration, 1980

Detailed List	CAUSES OF DEATH		Total	January	February	March	April	May	June	July	August	September	October	November	December
757	Congenital anomalies of the integument	M	.	.	.	.	.	.	.	.	.	.	.	.	.
		F	.	.	.	.	.	.	.	.	.	.	.	.	.
758	Chromosomal anomalies	M	4	1	.	.	1	1	.	.	1	.	.	.	.
		F	1	.	.	.	.	.	1	.	.	.	.	.	.
759	Other and unspecified congenital anomalies	M	8	1	.	.	1	.	1	.	1	.	1	1	.
		F	2	.	1	.	.	.	.	.	.	1	.	.	.
760	Foetus or newborn affected by maternal conditions which may be unrelated to present pregnancy	M	2	.	.	.	.	1	.	.	.	1	.	.	.
		F	1	.	.	.	.	.	.	.	.	1	.	.	.
761	Foetus or newborn affected by maternal complications of pregnancy	M	2	.	.	3	.	1	1	1	1	1	1	.	.
		F	8	.	.	.	.	.	.	.	.	.	.	.	.
762	Foetus or newborn affected by complications of placenta, cord and membranes	M	4	.	.	1	.	.	1	.	.	.	1	1	2
		F	2	.	.	.	.	.	.	.	.	.	.	.	.
763	Foetus or newborn affected by other complications of labour and delivery	M	.	.	.	.	.	.	.	.	.	.	.	.	.
		F	.	.	.	.	.	.	.	.	.	.	.	.	.
764	Slow foetal growth and foetal malformation	M	.	.	.	.	.	.	.	.	.	.	.	.	.
		F	.	.	.	.	.	.	.	.	.	.	.	.	.
765	Disorders relating to short gestation and unspecified low birth-weight	M	19	.	.	1	1	3	1	.	2	1	4	1	5
		F	12	1	2	1	2	1	.	1	2	.	.	1	1
766	Disorders relating to long gestation and high birth weight	M	.	.	.	.	.	.	.	.	.	.	.	.	.
		F	.	.	.	.	.	.	.	.	.	.	.	.	.
767	Birth trauma	M	5	.	1	.	.	2	1	.	.	.	.	1	.
		F	4	2	.	.	1	.	.	.	.	.	.	.	.
768	Intrauterine hypoxia and birth asphyxia	M	6	.	2	1	.	1	.	1	1	1	1	1	1
		F	6	.	.	.	.	.	.	.	.	.	.	.	.
769	Respiratory distress syndrome	M	16	3	.	3	.	3	3	1	1	.	1	.	1
		F	9	2	.	2	1	1	1	1	.	2	.	.	.
770	Other respiratory conditions of foetus and newborn	M	16	3	1	2	1	2	.	.	.	1	2	1	1
		F	7	4	.	.	.	.	.	.	.	.	.	.	.
771	Infections specific to the perinatal period	M	2	.	.	.	1	.	.	.	.	1	.	1	1
		F	2	.	.	.	.	.	.	.	.	.	.	.	.
772	Foetal and neonatal haemorrhage	M	3	.	.	.	.	.	.	2	1	.	.	2	1
		F	4	.	.	.	.	.	.	.	.	.	.	.	.
773	Haemolytic disease of foetus or newborn, due to isommunization	M	2	1	.	.	.	.	.	.	.	1	.	1	.
		F	2	.	.	.	.	.	.	.	.	.	.	.	.
774	Other perinatal jaundice	M	.	.	.	.	.	.	.	.	.	.	.	.	.
		F	.	.	.	.	.	.	.	.	.	.	.	.	.
775	Endocrine and metabolic disturbances specific to the foetus and newborn	M	.	.	.	.	.	.	.	.	.	.	.	.	.
		F	.	.	.	.	.	.	.	.	.	.	.	.	.
776	Haematological disorders of foetus and newborn	M	.	.	.	.	.	.	.	.	.	.	.	.	.
		F	3	.	.	1	.	.	1	.	.	.	.	.	.
777	Perinatal disorders of digestive system	M	1	1	.	.	.	.	.	.	.	.	.	1	.
		F	1	.	.	.	.	.	.	.	.	.	.	.	.
778	Conditions involving the integument and temperature regulation of foetus and newborn	M	1	.	.	.	.	.	.	.	.	.	1	.	.
		F	.	.	.	.	.	.	.	.	.	.	.	.	.
779	Other and ill-defined conditions originating in the perinatal period	M	.	.	.	.	.	.	.	.	.	.	.	.	.
		F	.	.	.	.	.	.	.	.	.	.	.	.	.
798-0	Sudden infant death syndrome	M	1	.	.	.	.	.	.	.	.	1	.	.	.
		F	.	.	.	.	.	.	.	.	.	.	.	.	.
Rem. of 001-999	Other natural causes of death	M	28	.	3	4	2	3	1	1	2	9	.	1	3
		F	17	.	1	.	1	4	.	.	3	2	.	.	1
	EXTERNAL CAUSES														
E904	Hunger, thirst, exposure, neglect	M	2	.	.	.	1	.	.	.	.	.	.	.	1
		F	.	.	.	.	.	.	.	.	.	.	.	.	.
E911-E912	Inhalation and ingestion of food or other object causing obstruction of respiratory tract or suffocation	M	1	.	.	.	.	.	1	.	.	.	.	.	.
		F	.	.	.	.	.	.	.	.	.	.	.	.	.
E913	Accidental mechanical suffocation	M	2	.	.	.	.	.	.	1	.	1	.	.	.
		F	1	.	.	.	1	.	.	.	.	.	.	.	.
E967	Child battering and other maltreatment	M	1	.	.	1	.	.	.	.	.	.	.	.	.
		F	.	.	.	.	.	.	.	.	.	.	.	.	.
Rem. E800-E999	Other violent deaths	M	2	.	.	1	.	1	.	.	.	.	.	.	.
		F	.	.	.	.	.	.	.	.	.	.	.	.	.

**ABSTRACT 34. Northern Ireland: Marriages, births, still-births and deaths, by age, sex and cause, in each district council area 1980, together with the census population 1971.**

286

POPULATION, MARRIAGES, BIRTHS, STILL-BIRTHS AND DEATHS		Northern Ireland	Ards	Belfast	Castlereagh	Down	Lisburn	North Down	Antrim	Ballymena	Ballymoney	Carrickfergus	Coleraine	Cookstown
Population, Census 1971	M	754,676	22,890	198,872	31,168	23,450	35,068	24,789	17,224	24,151	10,982	13,094	21,594	13,070
	F	781,389	23,888	217,807	33,238	23,501	35,626	27,822	16,774	24,847	10,938	13,950	23,014	13,000
Marriages	M	9,923	305	2,385	348	338	512	399	268	318	171	183	279	202
	F													
Live births, total	M	14,686	550	2,827	238	545	775	569	492	576	277	212	387	221
	F	13,896	525	2,495	197	510	749	529	503	501	231	219	373	232
Illegitimate live births	M	916	32	295	12	27	36	26	32	33	14	16	30	3
	F	835	30	267	8	24	32	17	38	29	9	19	26	9
Still-births, total	M	141	5	31	7	1	8	2	3	4	1	3	4	1
	F	125	4	24	1	9	6	4	4	3	3	2	1	1
Illegitimate still-births	M	10	.	5	.	1	.	.	1	.	.	.	.	.
	F	10	.	3	.	.	.	.	.	1	.	.	.	.
Deaths, total	M	8,832	343	2,089	328	319	414	346	172	340	131	124	268	143
	F	8,003	335	2,112	289	233	410	423	143	276	90	138	196	107
Ages at death— under 1 week	M	110	6	18	.	5	7	5	1	6	3	1	2	3
	F	74	5	3	1	4	3	3	3	4	1	2	.	.
under 4 weeks	M	133	6	25	.	5	7	6	3	7	3	1	2	3
	F	96	6	6	2	4	6	4	4	5	2	3	.	.
4 weeks—11 months	M	89	6	16	4	5	6	3	4	7	3	.	3	1
	F	64	1	10	1	2	3	2	2	2	.	2	1	1
1 year—14 years	M	93	.	10	3	6	3	3	.	3	1	2	1	1
	F	71	4	13	2	3	5	3	3	4	.	1	1	2
15 years—44 years	M	563	15	119	28	30	30	17	14	17	7	7	17	7
	F	268	15	62	11	10	20	14	6	8	4	1	5	3
45 years—64 years	M	2,063	71	527	80	59	121	71	43	70	42	29	55	25
	F	1,220	41	335	56	40	54	51	24	41	16	21	27	17
65 years and over	M	5,891	245	1,392	213	214	247	246	108	236	93	85	190	106
	F	6,284	268	1,686	217	174	322	349	104	216	68	110	162	84



Deaths from—													
Infective and parasitic diseases . . .	67	4	14	1	2	2	.	2	2	.	3	3	1
Neoplasms (a) Cancers* . .	2,885	108	793	131	92	142	135	47	96	36	34	96	42
(b) Other neoplasms . . .	181	13	47	2	5	7	7	5	8	2	5	6	3
Endocrine, nutritional and metabolic diseases . .	184	8	38	2	4	13	8	6	2	4	2	5	2
Diseases of blood and blood-forming organs . .	58	2	14	.	1	9	4	1	3	.	.	2	2
Mental disorders . . .	44	3	18	1	1	2	.	.	3	.	1	.	3
Diseases of the nervous system and sense organs .	193	12	36	3	7	7	8	7	10	5	2	6	2
Diseases of the circulatory system . . .	8,839	338	2,104	300	304	425	412	173	352	133	140	256	137
Diseases of the respiratory system . . .	2,255	97	661	103	56	104	99	36	56	15	41	45	32
Diseases of the digestive system . . .	465	20	114	15	10	23	31	5	19	5	12	7	5
Diseases of the genito-urinary system . . .	267	19	64	6	10	17	5	3	5	4	6	6	5
Complications of pregnancy, child-birth and the puerperium . .	2	.	.	.	.	1	1	.	.	.	.	.	.
Diseases of the skin and subcutaneous tissue . .	7	1	3	1	.	.	.	.	.	.	.	.	.
Diseases of the musculo-skeletal system and connective tissue . .	40	2	10	4	3	1	.	.	2	1	.	1	2
Congenital anomalies . . .	162	8	25	3	5	12	7	6	12	2	2	3	2
Certain causes of perinatal morbidity and mortality .	140	9	19	2	4	5	5	3	8	5	4	1	1
Symptoms and ill-defined conditions . . .	27	.	7	.	.	2	.	1	1	.	.	6	.
Injury and poisoning . . .	1,019	34	234	43	48	52	47	20	37	9	10	21	11

\*See definition on page 1.

**ABSTRACT 34 (continued) Northern Ireland: Births, Marriages, still-births and deaths by age, sex and cause in each District Council area 1980, together with the census population, 1971.**

POPULATION, MARRIAGES, BIRTHS, STILL-BIRTHS AND DEATHS		Larne	Magherafelt	Moyle	Newtownabbey	Armagh	Banbridge	Craigavon	Dungannon	Newry & Mourne	Fermanagh	Limavady	Londonderry	Omagh	Strabane
Population, Census 1971	M	14,863	15,903	7,000	33,040	23,599	14,298	33,196	21,591	35,883	26,217	12,348	41,952	21,181	17,253
	F	15,034	15,557	6,979	33,875	22,850	14,390	34,522	21,015	36,485	24,762	11,461	42,949	19,994	17,111
Marriages . . . . .		184	220	116	414	316	166	405	300	501	332	171	561	285	244
Live births, total . . . . .	M	193	361	98	687	436	223	754	504	922	552	247	1,184	511	345
	F	210	375	94	643	427	243	717	484	834	542	239	1,192	514	318
Illegitimate live births . . . . .	M	21	12	6	45	8	12	45	13	30	24	16	84	25	19
	F	13	8	2	46	18	7	41	15	27	20	8	76	21	25
Still-births, total . . . . .	M	2	3	1	8	2	4	2	1	9	13	1	15	6	4
	F	1	3	1	4	3	3	5	4	9	7	6	11	2	4
Illegitimate still-births . . . . .	M	.	.	.	2	.	.	.	.	.	1	.	.	1	2
	F	.	1	.	.	.	1	.	.	.	.	.	1	.	.
Deaths, total . . . . .	M	165	175	93	355	264	192	396	295	468	385	139	438	271	179
	F	143	152	77	334	209	175	352	218	364	285	96	428	256	162
Ages at Death— under 1 week . . . . .	M	.	3	3	3	5	3	2	5	5	6	5	8	2	3
	F	.	2	1	4	1	4	4	5	5	3	4	7	4	1
under 4 weeks . . . . .	M	1	3	4	3	7	3	4	5	6	7	6	10	3	3
	F	1	2	1	5	1	4	4	5	6	3	6	9	5	2
4 weeks—11 months . . . . .	M	.	2	.	4	.	2	2	1	2	3	2	8	4	1
	F	2	2	1	2	.	2	2	2	4	1	2	12	2	3
1 year—14 years . . . . .	M	2	3	1	2	1	5	7	3	8	7	2	12	4	3
	F	1	1	.	7	1	2	7	2	.	1	1	5	1	1
15 years—44 years . . . . .	M	18	8	2	15	11	16	32	21	41	29	8	23	17	14
	F	5	5	6	13	6	5	9	3	9	11	2	20	11	4
45 years—64 years . . . . .	M	36	41	18	108	60	35	98	77	111	78	28	111	46	41
	F	28	22	7	49	29	25	52	32	66	44	11	75	35	22
65 years and over . . . . .	M	108	118	68	223	185	131	253	188	300	261	93	274	197	117
	F	106	120	62	258	172	137	278	174	279	225	74	307	202	130

Deaths from—														
Infective and parasitic diseases	2	.	.	7	2	1	3	.	6	2	2	3	3	2
Neoplasms (a) Cancer*	61	56	18	120	72	57	121	68	124	103	42	171	70	50
(b) Other neoplasms	4	5	1	10	2	6	10	4	5	8	1	9	4	2
Endocrine, nutritional and metabolic diseases	5	5	1	9	7	5	6	13	12	5	5	6	6	5
Diseases of blood and blood-forming organs	2	.	1	5	.	1	1	.	1	4	1	1	.	3
Mental disorders	.	.	.	1	.	1	2	.	2	.	.	6	.	.
Diseases of the nervous system and sense organs	4	2	2	7	6	.	12	10	12	7	.	13	8	5
Diseases of the circulatory system	159	179	109	352	263	202	401	283	428	376	126	418	269	200
Diseases of the respiratory system	34	38	14	97	65	55	88	60	114	86	21	115	85	38
Diseases of the digestive system	9	7	1	24	12	11	23	17	33	17	7	17	14	7
Diseases of the genito-urinary system	5	6	7	10	7	2	15	10	6	5	6	21	15	2
Complications of pregnancy, child-birth and the puerperium	.	.	.	.	.	.	.	.	.	.	.	.	.	.
Diseases of the skin and subcutaneous tissue	.	.	.	.	.	.	.	.	.	.	2	.	.	.
Diseases of the musculo-skeletal system and connective tissue	.	2	.	2	.	1	1	.	3	1	.	3	1	.
Congenital anomalies	1	4	5	5	1	4	7	11	11	3	5	10	7	1
Certain causes of perinatal mortality	1	4	1	5	6	4	6	3	7	8	7	13	4	5
Symptoms and ill-defined conditions	.	.	.	.	.	.	.	4	.	.	2	1	2	1
Injury and poisoning	21	19	10	35	30	17	52	30	68	45	8	59	39	20

\*See definition on page 1.

