

Northern Ireland Domestic Tourism 2019

Published 22 October 2020

Lead Statistician:

John Magill

Tourism Statistics Branch

NISRA

Telephone: 028 9025 5165

Email: tourismstatistics@nisra.gov.uk

Sign up to our [mailing list](#)

Frequency: Annual

Coverage: Northern Ireland

Theme: People and Places



**2.3m
trips**



**4.8m
nights**



**£313m
spent**

The key points are:

- in 2019, an estimated 2.3 million “staycations” (domestic overnight trips) were taken within Northern Ireland by Northern Ireland residents;
- estimated expenditure during these trips was £313 million;
- Northern Ireland residents spent an estimated 1.2 million nights in local hotels during 2019; and
- while “staycations” were popular, an estimated 4.0 million overnight trips were taken by NI residents outside of NI

Contents

[Introduction](#) 3

[Overnight Trips in NI](#) 4

[Accommodation used during overnight trips](#) 5

[Reason for overnight trips](#) 5

[Activities on overnight trips](#) 6

[Main reason for not taking an overnight trip](#) 7

[All destinations of overnight trips by](#)

[NI residents](#) 8

[Background Notes](#) 9

[Click here for definitions of tourism statistics common terms used in this report](#)

Full information (including additional tables) on Northern Ireland Domestic tourism can be found at the following link: [Northern Ireland Domestic Tourism](#)

National Statistics Status

National Statistics status means that our statistics meet the highest standards of trustworthiness, quality and public value, and it is our responsibility to maintain compliance with these standards.

These statistics were designated as National Statistics in May 2017 following a full assessment against the Code of Practice. Since the assessment by the UK Statistics Authority, we have continued to comply with the Code of Practice for Statistics, and have also made improvements such as the following:

- The CHS was made more accessible by improving the wording of questions and updating survey software to improve the presentation. This reduces the burden on respondents to improve response rates.
- Increased accessibility by publishing data in open source format for all statistics.
- Increasing awareness of statistics by allowing users to sign up to a [mailing list](#) that means they can be informed of any new statistical releases.



Introduction

This report provides an analysis of the tourism activity of Northern Ireland (NI) residents. A full picture of all tourism activity is provided in the [Northern Ireland Annual Tourism Statistics 2019 publication](#). The statistics in this report and accompanying tables aim to give an indication of the levels of domestic tourism along with some information on where NI residents take trips outside of Northern Ireland.

The information provided is the result of a sample survey - the Continuous Household Survey (CHS) collected by NISRA. This is used to estimate the value of domestic tourism, which is overnight trips and associated nights and expenditure of NI residents within NI. The results from sample surveys are always estimates and not precise figures. This means that they are subject to margins of error which can have an impact on how the estimates should be interpreted, especially regarding comparisons over the short term.

What you can say....

The sources show a fluctuating trend in estimated overnight trips in Northern Ireland by Northern Ireland residents from 2013 and a general upward trend in estimated expenditure over the same period. There has been no statistically significant change in the estimated number of overnight trips and expenditure between 2018 and 2019.

What you cannot say....

There was a definite increase in expenditure on overnight trips by Northern Ireland residents within Northern Ireland, increasing by 5% from £299 million to £313 million between 2018 and 2019.

Domestic overnight trips and expenditure trend

Figure 1: NI domestic overnight trips and associated expenditure (Rolling 12 months)

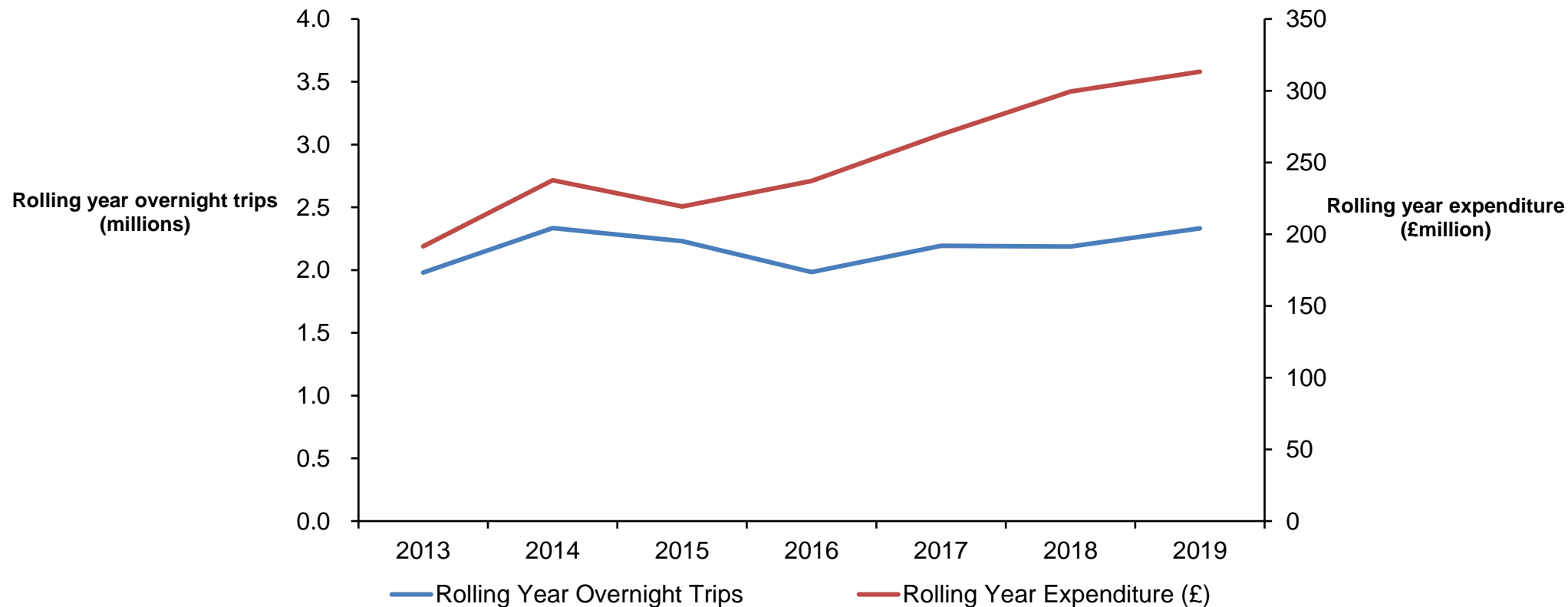


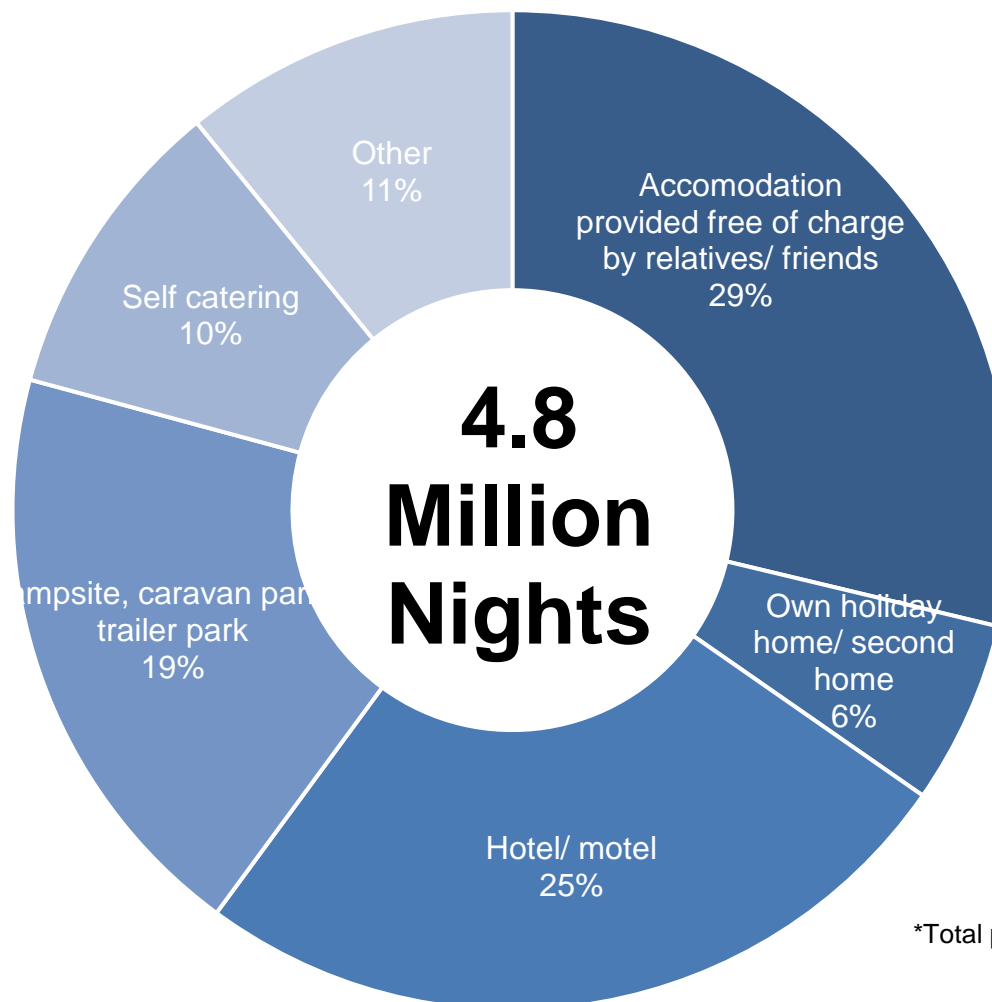
Figure 1 shows the rolling year (twelve month) estimated domestic overnight trips and associated spend for 2013 to 2019

It shows that the trend for the estimated number of overnight trips taken by NI residents within NI has fluctuated since 2013 between an estimated 2.0 million and 2.3 million domestic overnight trips. The estimated expenditure however shows an upward trend from £192 million in 2013 to £313 million in 2019.

Accommodation used by Northern Ireland residents during overnight trip nights in Northern Ireland

In 2019, an estimated 4.8 million nights were spent on 'staycations' in NI. It is estimated 29% of these nights were spent in accommodation provided free of charge by relatives/friends and a quarter (25%) of nights were spent in a hotel or motel. It is estimated that 19% of nights were spent in campsite, caravan park or trailer park. (Figure 2).

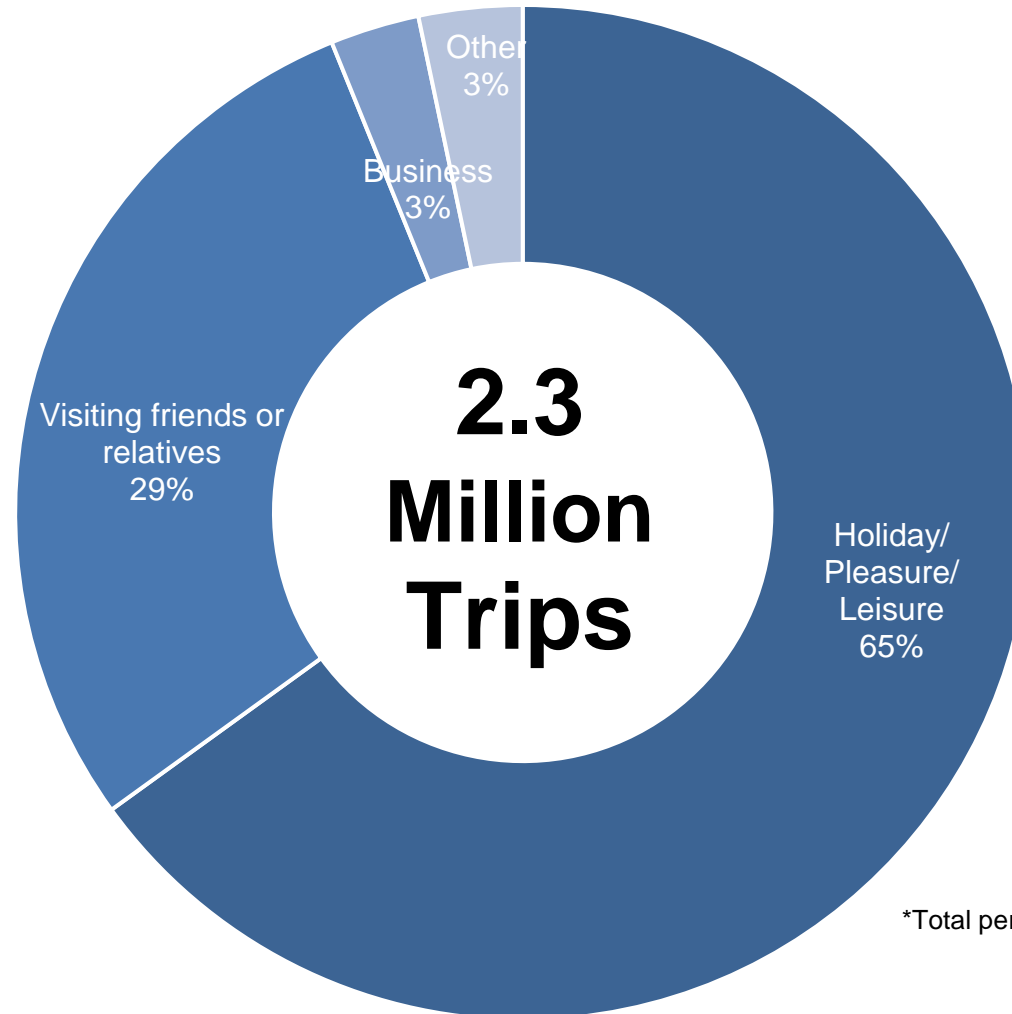
Figure 2: Proportion of nights spent in NI by accommodation type used by NI residents, 2019



*Total percentage may not sum to 100% due to rounding

Figure 3: Purpose of overnight trips taken by NI residents within NI, 2019

Figure 3 shows that, approximately two thirds (65%) of the estimated domestic overnight trips taken were for a holiday and almost one third (29%) were to visit friends or relatives.



*Total percentage may not sum to 100% due to rounding

Activities reported on overnight trips in Northern Ireland

In 2019, it is estimated that the most popular activities partaken by NI residents on 'staycations' were going to a restaurant, café, pub or nightclub (60%), hiking or walking (40%), going to beaches or the coast (32%) and shopping (26%).



Going to a restaurant, cafe, pub or nightclub (60%)



Hiking / Walking (40%)



Going to beaches and going to coast (32%)



Shopping (26%)

Main reason for not taking an overnight trip in Northern Ireland

Those surveyed who did not take a domestic overnight trip in Northern Ireland in 2019 (within the 4 weeks prior to interview) were asked to provide their main reason. The most common reasons was “Prefer to stay at home, no motivation to travel” (20%), “Lack of free time due to work or study commitments” (20%) and “Lack of free time due to family commitments” (18%)

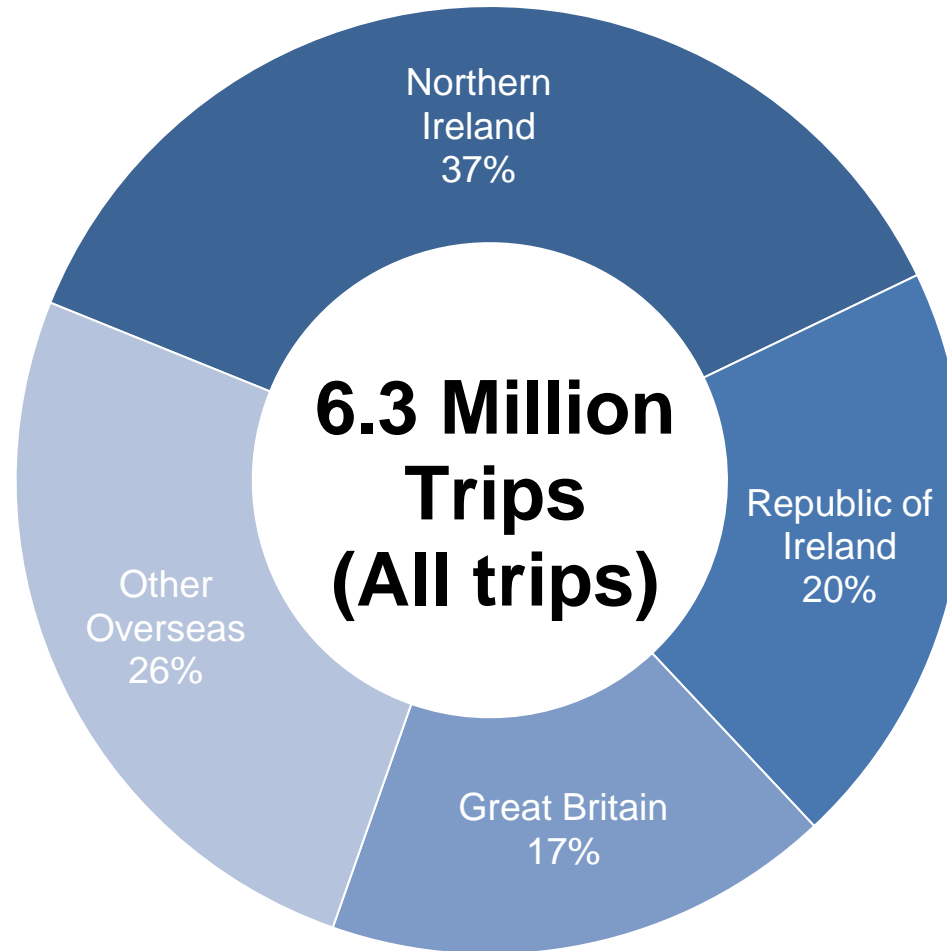
Table 1: Main reason for not taking an overnight trip in NI, 2019

| | |
|---|-------------|
| Prefer to stay at home, no motivation to travel | 20% |
| Lack of free time due to work or study commitments | 20% |
| Lack of free time due to family commitments | 18% |
| Recently returned from an overnight trip ¹ | 14% |
| Health reasons or reduced mobility | 13% |
| Financial reasons | 11% |
| Other | 5% |
| <i>Total</i> | 100% |

All destinations of overnight trips by NI residents

The CHS also collects information on trips Northern Ireland residents take outside NI; this has shown the total number of estimated overnight trips taken by NI residents to all destinations during 2019 was 6.3 million.

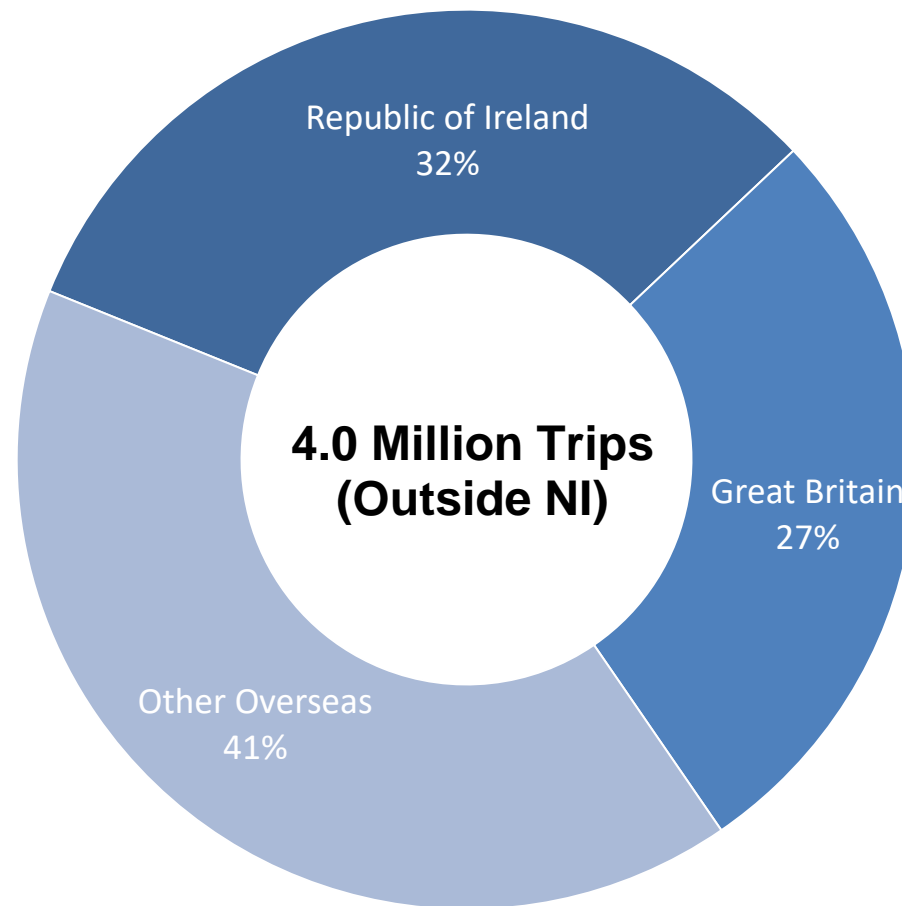
Figure 5: All destinations of overnight trips by NI residents, 2019



Full information (including additional tables) on Northern Ireland Domestic tourism can be found at the following link: [Northern Ireland Domestic Tourism](#)

Nearly two thirds of these overnight trips (63% or 4.0 million) were taken outside of Northern Ireland. Of these external trips, just over a quarter (27%) were to Great Britain, just under a third (32%) were to the Republic of Ireland just over two fifths (41%) were outside the UK and Republic of Ireland.

Figure 6: Overnight trips outside NI by NI residents, 2019



*Total percentage may not sum to 100% due to rounding

Full information (including additional tables) on Northern Ireland Domestic tourism can be found at the following link: [Northern Ireland Domestic Tourism](#)

Background Notes

Definitions/Data sources of Domestic Tourism Statistics in Northern Ireland (NI)

An **overnight trip** includes any trip away from home for at least one night by a Northern Ireland resident.

A **domestic overnight trip** includes any trip away from home for at least one night in Northern Ireland by a Northern Ireland resident.

Trip expenditure

Trip expenditure is the total spent on package travel, business travel, accommodation, travel costs, food & drink, and other items spend.

Confidence Intervals

The estimates in this bulletin are derived from sample surveys and are therefore subject to sampling errors. Sampling errors are determined both by the sample design and by the sample size. Generally speaking, the larger the sample supporting a particular estimate, the smaller the associated sampling error. For 2019, the confidence interval around the estimates of all overnight trips by Northern Ireland residents in NI stands at +/-7% while the confidence interval around the estimates for expenditure on all overnight trips by Northern Ireland residents in NI stands at +/-10%. Information on confidence intervals in Northern Ireland tourism statistics can be accessed at this [link](#).

Methodology

A link to details on the methodology, sample size, rounding and grossing, precision of estimates, etc can be found at this [link](#). A quality report on the domestic tourism series can be found at this [link](#).

Further Information

Tables containing data used in this publication can be found at this [link](#).

For more information relating to this publication or if an alternative format is required, please contact us at tourismstatistics@nisra.gov.uk

Source

The information presented in this publication was collected through the Continuous Household Survey. Further information on the survey methodology is available from <https://www.nisra.gov.uk/continuous-household-survey>

Copyright

This publication is Crown copyright and may be reproduced free of charge in any format or medium. Any material used must be acknowledged, and the title of the publication specified.

Full information (including additional tables) on Northern Ireland Domestic tourism can be found at the following link: [Northern Ireland Domestic Tourism](#)

Please note staff are currently working from home, so it would be quicker to contact via email rather than post.

Responsible Statistician:

John Magill
NISRA Tourism Statistics,
Colby House, Stranmillis Court
BELFAST
BT9 5RR

Telephone: 028 9025 5165

E-mail: tourismstatistics@nisra.gov.uk

John.Magill@nisra.gov.uk

Media Enquiries:

Press Office, DfE,
Netherleigh, Massey Avenue
BELFAST
BT4 2JP

Telephone: 028 9052 9604

Email: pressoffice@economy-ni.gov.uk