



# Translate pages in Google Chrome


You can use Chrome to translate a page into other languages.

## On a computer


1. Go to a page you want to translate.
2. On the right of the address bar, select Translate .
  - You can right-click anywhere on the page and select **Translate to [Language]**.
3. Select your preferred language.
  - If Translate doesn't work, refresh the page.


## On Android device

1. Go to a page you want to translate.
2. In the notification at the top of the screen, tap the language that you want to translate the page to.
  - To change the default language:
    - a. Tap Settings  > **More languages**.
    - b. Select the language.

To always translate pages in this language, tap Settings  > **Always translate pages in [language]**.

## On iPhone or iPad

1. Go to a page you want to translate.
2. At the top of the screen, select the language you want to translate to.
  - To change the default language, tap Settings  > **More languages** and select the language.
3. Chrome will translate the page this one time.

To always translate pages in this language, tap Settings  > **Always translate pages in [language]**.

If, after following the appropriate steps for your device, you still can't tap **Translate**, the language might not be available for translation.

If you need further assistance, please contact our Childcare Survey Team by email at [ChildcareSurvey@nisra.gov.uk](mailto:ChildcareSurvey@nisra.gov.uk) or by phone 028 9025 5352.