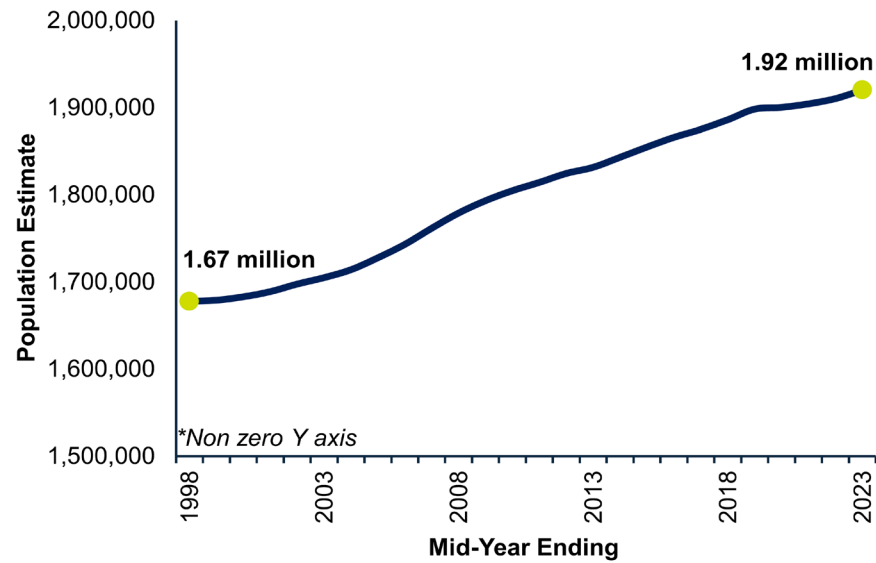


# 2023 Mid-year Population Estimates for Northern Ireland - Summary

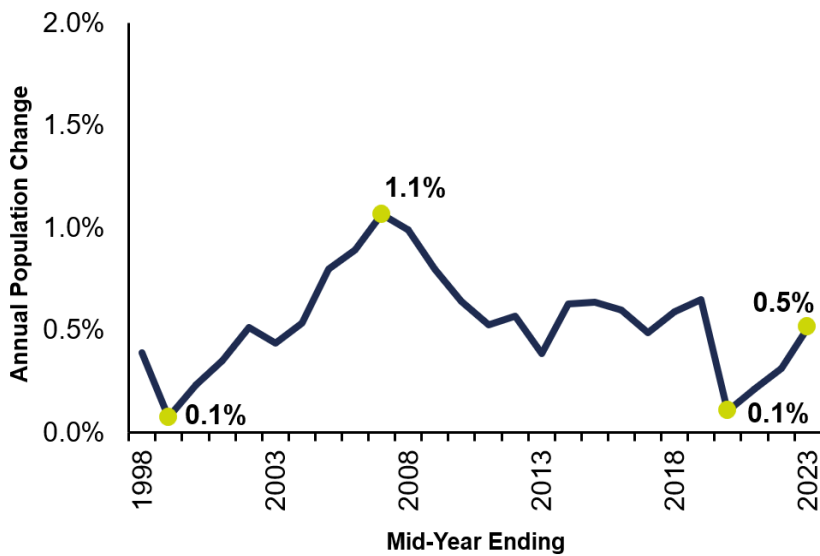


## Northern Ireland population grows to 1.92 million in mid-2023

Northern Ireland's population (30 June 2023) was 1,920,400.

The population increased by 9,800 people or 0.5 per cent between mid-2022 and mid-2023.

The graph shows the trend from 1998-2023.

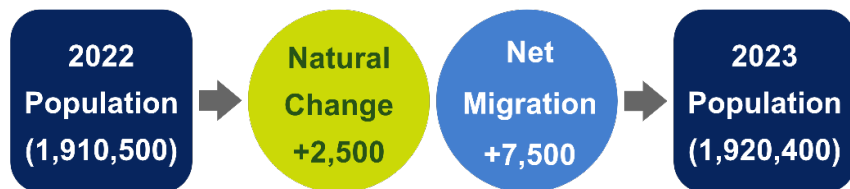


## Population Continues to Grow

Annual population change has remained positive over the last twenty-five years.

Growth over the last year has increased to 0.5 per cent from a recent low of 0.1 per cent in 2020.

Over the decade mid-2013 to mid-2023, the population of Northern Ireland increased by a total of 88,700 people with an average year-on-year increase of 0.5 per cent.

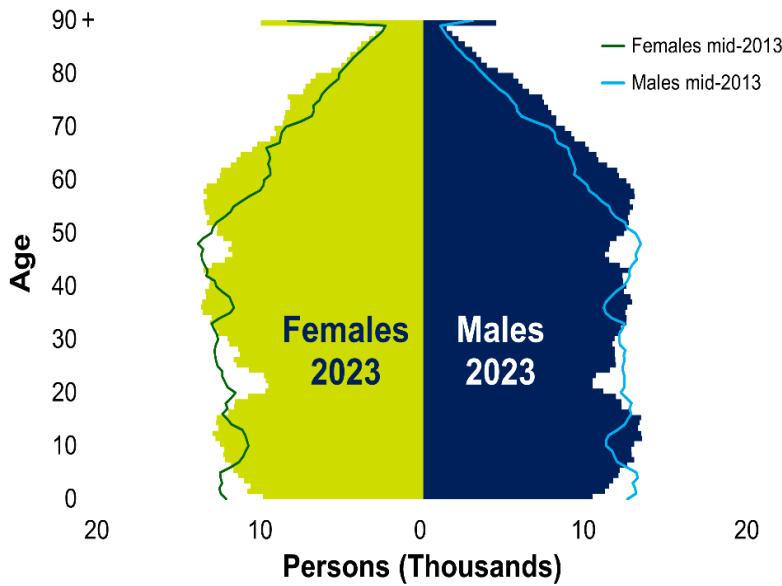


## Net migration is the main driver of population growth

Net migration was the main contributor to the population increase over the last year (+7,500).

Natural change (births minus deaths) contributed to the population increase from 2022 to 2023, (+2,500).

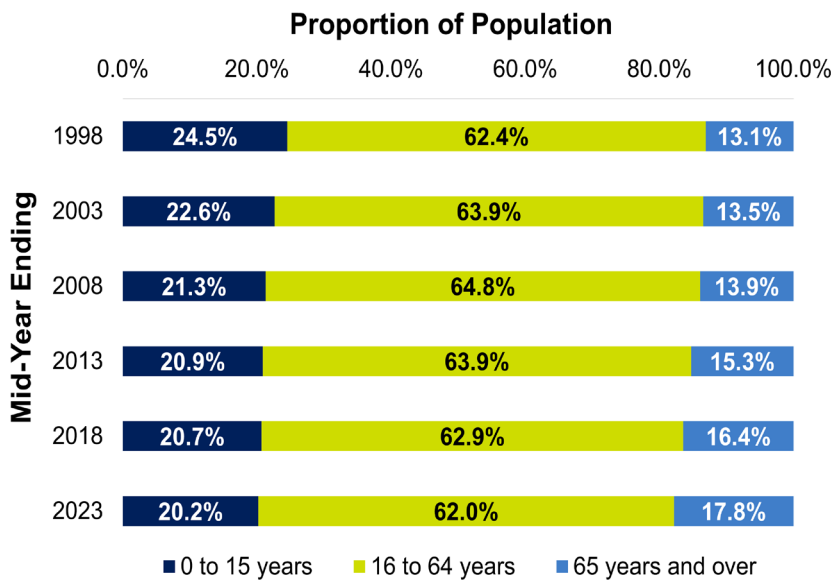
# 2023 Mid-year Population Estimates for Northern Ireland - Summary



## The Northern Ireland population continues to age

The population pyramid (left) shows the population structure. The ageing of the population from 2013 to 2023 is evident in the increasing population amongst the older ages. This can be seen in the pyramid where the population begins to broaden around age 50.

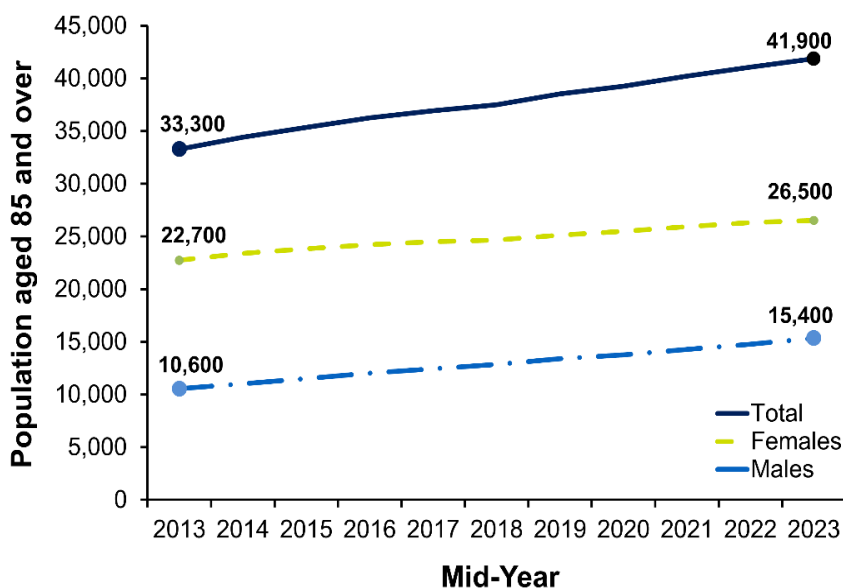
In the year to mid-2023, the number of people aged 65 or more increased by 2.1 per cent from 335,400 to 342,500 people.



## By mid-2023, one in six people in Northern Ireland were aged 65 and over

The proportion of the population aged 65 or more has increased from 13.1 per cent in mid-1998 to 17.8 per cent in mid-2023.

In contrast, the proportion of the population aged 0 to 15 years has decreased from 24.5 per cent in mid-1998 to 20.2 per cent in mid-2023.



## Higher improvement in survival rates among males than females at older ages in recent years

Between mid-2013 and mid-2023, the percentage increase in the number of males aged 85 and over (45.5 per cent) has been noticeably higher than that among females (16.6 per cent).

In mid-2023, males accounted for 36.7 per cent of those aged 85 and over and females for 63.3 per cent. In mid-2013, the figures were 31.7 per cent and 68.3.