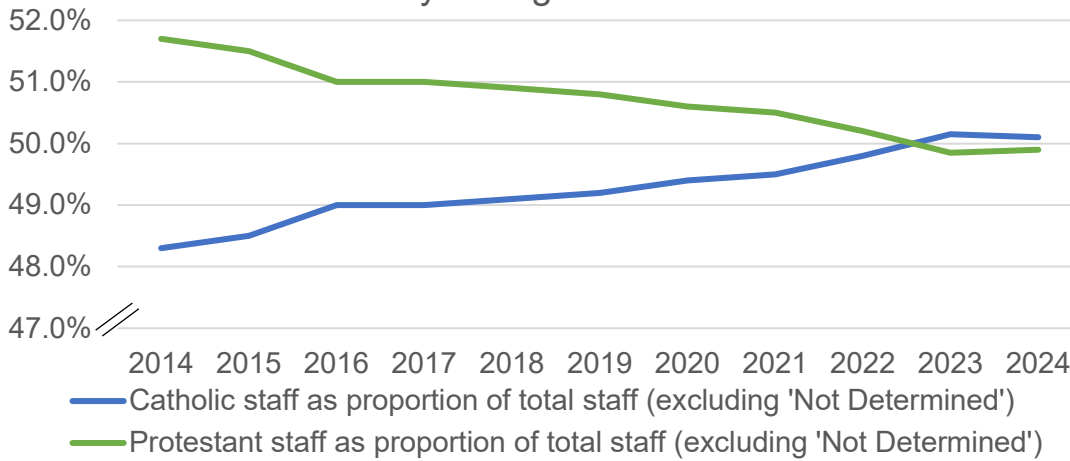


Community Background in the NICS

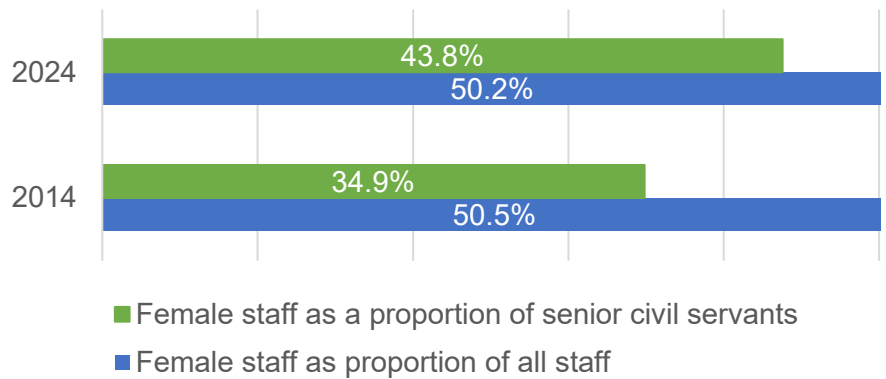


50.1% of NICS staff are from a Catholic background, this has increased from 48.3% in 2014.

6.1% of NICS staff have declared a disability

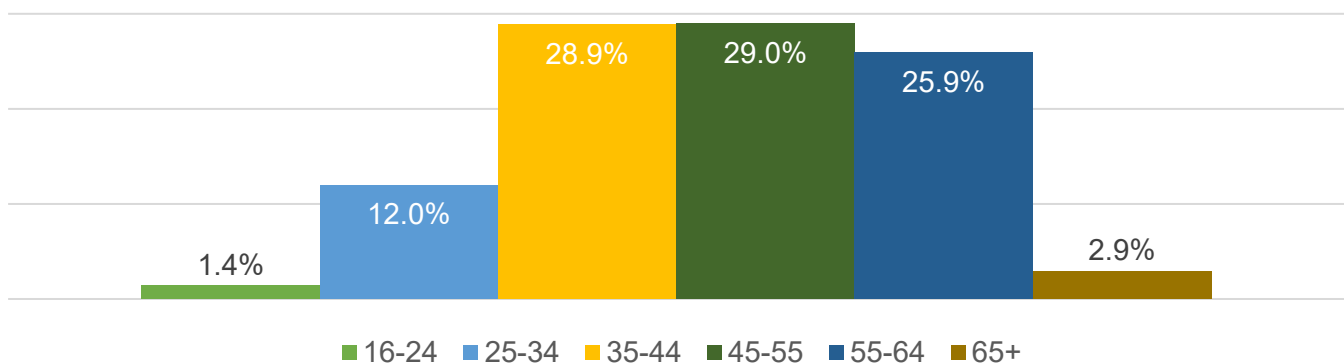
0.6% of NICS staff are from an ethnic minority

Female Representation in the NICS



In 2024 50.2% of all NICS staff are female and 43.8% of senior civil servants are female. In 2014 50.5% of all NICS staff were female and 34.9% of senior civil servants were female.

Proportion of Civil Servants in Each Age Band



28.8% of the NICS staff are aged 55+ while 13.4% of NICS staff are aged 16-34

For the purposes of this report, anyone whose disability information is missing has been allocated to the 'No disability declared' category.