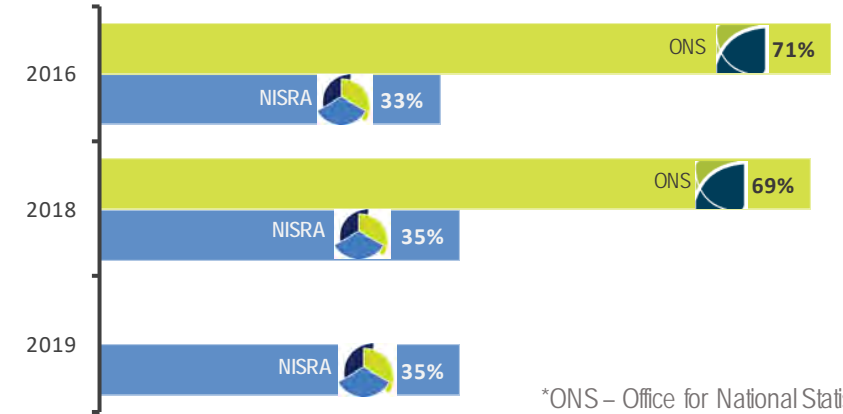


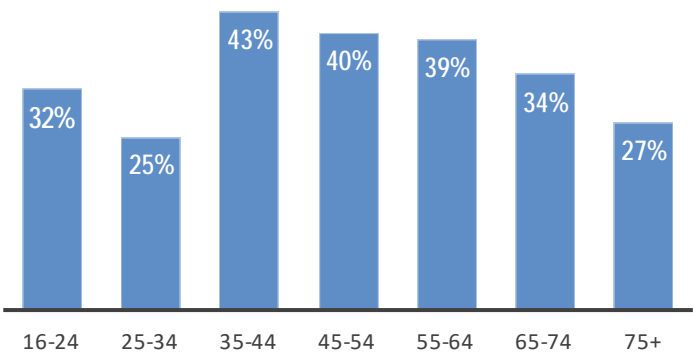
No statistically significant change in awareness since 2016.

COMPARED TO ONS*

2016-2019 NISRA awareness significantly lower than ONS.



*ONS – Office for National Statistics




BY AGE

Awareness significantly higher among those aged 35-44 than amongst those aged 25-34, and 75 & over.

BY EDUCATION

Awareness significantly higher among those educated to degree level or higher compared to those educated to A Level or below



38% In work 30% Not in work

BY EMPLOYMENT

Level of awareness significantly higher among those employed compared to those who are not.