


No statistically significant change in trust in NISRA statistics since 2014.

COMPARED TO ONS*

Trust in NISRA statistics significantly greater than trust in ONS statistics


Trust in NISRA Statistics compared to ONS Statistics



*ONS – Office for National Statistics

BY EDUCATION

Trust significantly higher among those educated to A level or above compared to those with Level 1 qualifications or no qualifications.

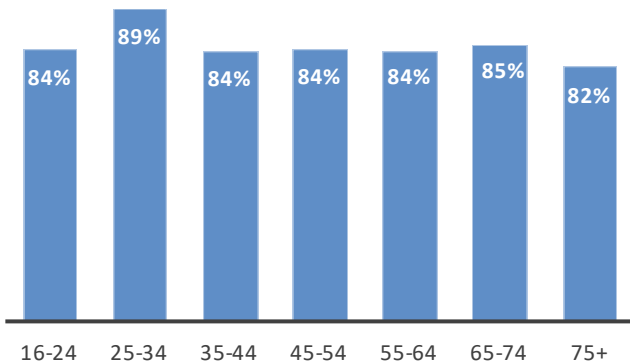


86%
In work

82%
Not in work

BY EMPLOYMENT

Level of trust in NISRA statistics significantly higher among those employed compared to those who are not.



BY AGE

Trust in NISRA statistics was significantly higher among those aged 25-34 compared to those aged 75 & over.