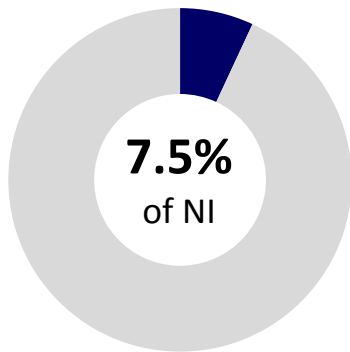


Lisburn and Castlereagh (LGD2014)

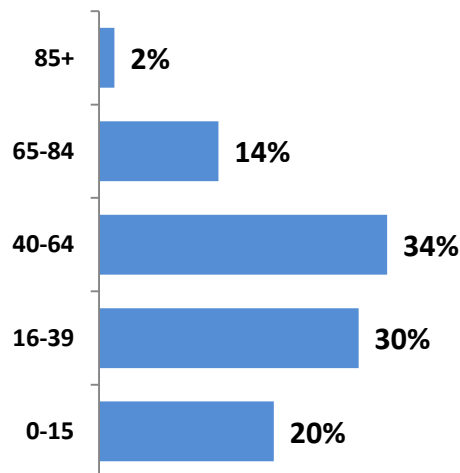
Population



134,800 population

(8% increase from 2001)

Age



Health

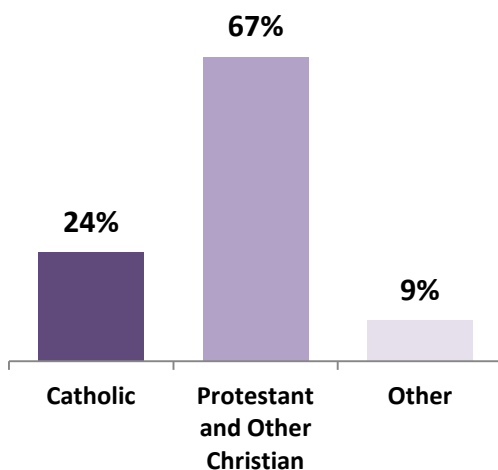
18%

had a long-term health problem or disability that limited their daily activities

13%

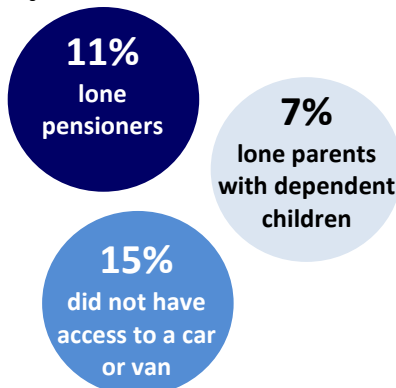
provided unpaid care to family, friends, neighbours or others

Religion or religion brought up in



Households

Percentage of households



Qualifications

Aged 16 and over

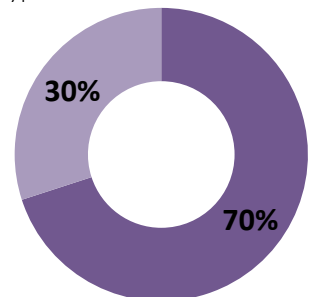
35% had no or low (level 1*) qualifications

30% had a degree or higher qualification

*Level 1 is 1-4 O Levels/CSE/GCSE (any grades) or equivalent

Labour Market

Aged 16 - 74



■ Economically active
■ Economically inactive

Source: [Census 2011](#)