

**census**  
2021

# Main Statistics for Northern Ireland Phase 2

**Dr David Marshall**  
**Census Director**

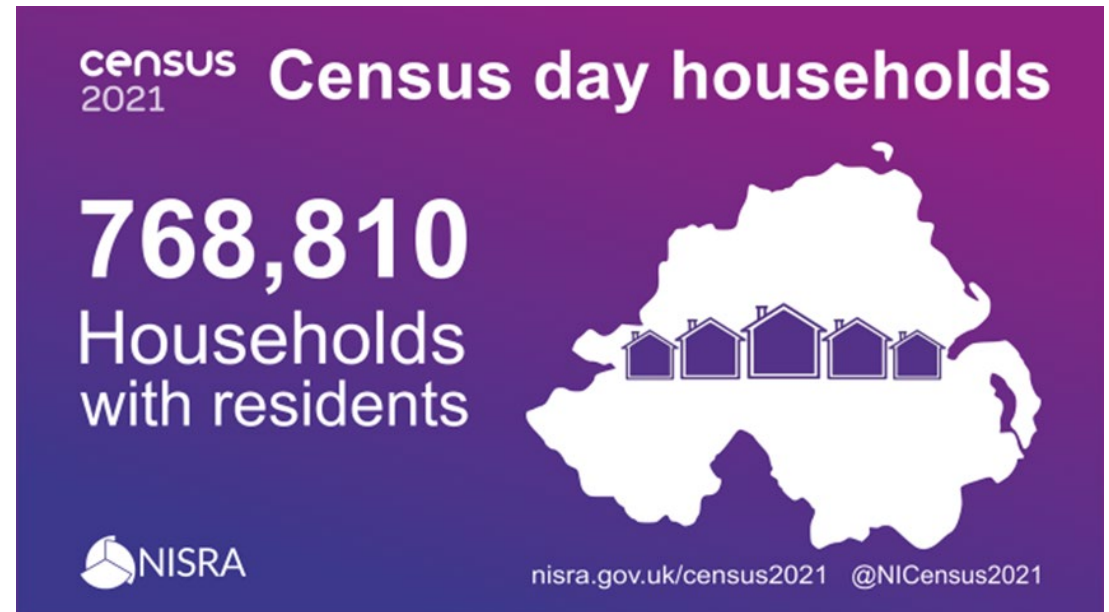
[www.nisra.gov.uk/census2021](http://www.nisra.gov.uk/census2021)

# Background

- Census Day - 21 March 2021
- Statistics accredited and independently produced
- First results: Population and household estimates
- Main statistics - Phase 1: Ethnicity, Identity, Language and Religion
- Main statistics - Phase 2: Health, disability and unpaid care / Housing

**census**  
2021

# Ageing population



Number aged 65+ up 25% from 2011 to 2021

**census**  
2021

# Main Statistics for Northern Ireland Phase 2

## Health, disability and unpaid care

[www.nisra.gov.uk/census2021](http://www.nisra.gov.uk/census2021)

# General health

How is your health in general?

Very good

Good

Fair

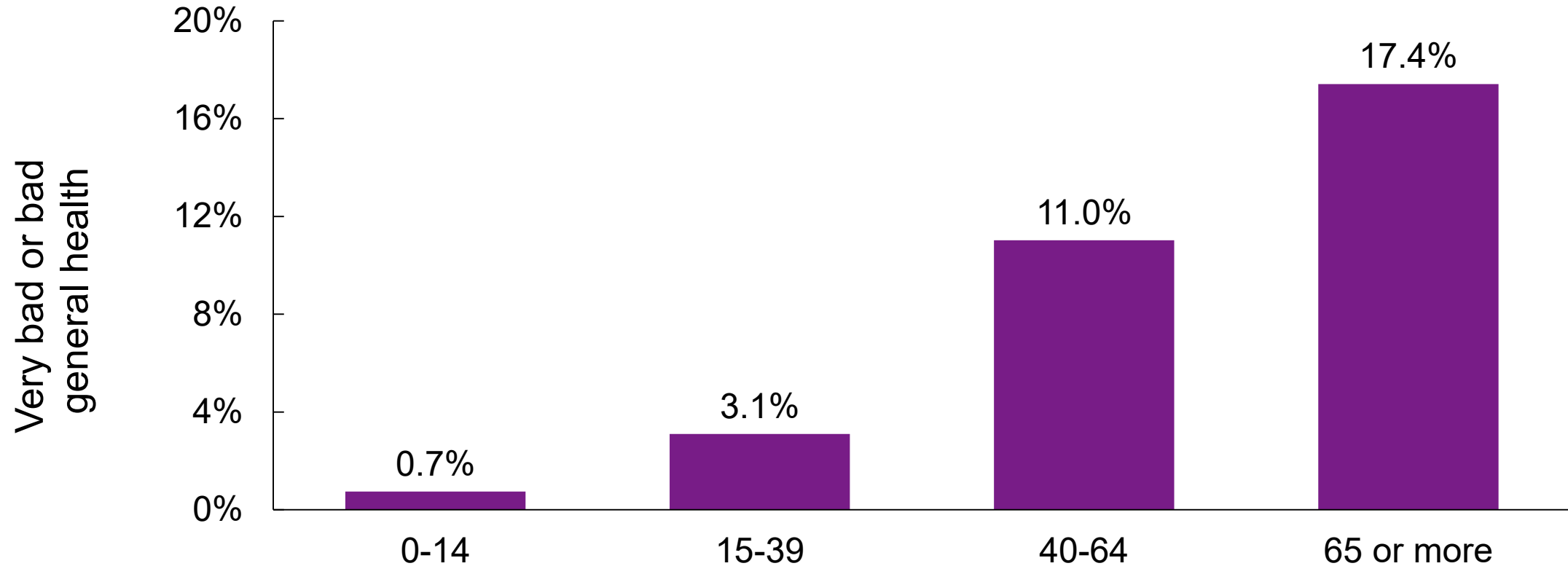
Bad

Very bad

Save and continue

- ‘Very good or good health’  
1.5 million people (78.7%)
- ‘Very bad or bad health’  
146,000 people (7.7%)

# Percentage with 'Bad or very bad' general health by age group (Census 2021)



# Limiting long-term health problem or disability

Are your day-to-day activities limited because of a health problem or disability which has lasted, or is expected to last, at least 12 months?

Include problems relating to old age

No

Yes, limited a little

Yes, limited a lot

Save and continue

- 1 in 4 (24.3% or 463,000 people) have limiting long-term health problem or disability
- Marked increase on 2011
  - was 20.7% or 375,000 people
  - near 25% increase (+88,000 people)
- Every council has an increase of 15% or more

## Long-term health conditions question

Do you have any of the following **physical health conditions** which have lasted, or are expected to last, at least 12 months?

Select all that apply

Deafness or partial hearing loss

Blindness or partial sight loss

A mobility or dexterity difficulty that requires the use of a wheelchair

A mobility or dexterity difficulty that limits basic physical activities  
For example walking or dressing

Shortness of breath or difficulty breathing  
For example Asthma

Or

None of these conditions

Do you have any of the following **other health conditions** which have lasted, or are expected to last, at least 12 months?

Select all that apply

An intellectual or learning disability  
For example Down syndrome

A learning difficulty  
For example dyslexia

Autism or Asperger syndrome

An emotional, psychological or mental health condition  
For example depression or schizophrenia

Frequent periods of confusion or memory loss  
For example dementia

Long-term pain or discomfort

Other condition  
For example cancer, diabetes or heart disease

Or

None of these conditions



# Long-term health conditions

- ‘Long-term pain or discomfort’ (11.6%)
- ‘Mobility or dexterity difficulty that limits basic physical activities’ (10.9%)
- ‘Shortness of breath or difficulty breathing’ (10.3%)
- ‘Emotional, psychological or mental health’ (8.7%)
- ‘Autism or Asperger syndrome’ (1.9% - 35,000 people)
  - 19,000 children aged under 15 (5% - one child in twenty)

# Provision of Unpaid Care

Do you look after, or give any help or support to, anyone because they have long-term physical or mental health conditions or illnesses, or problems related to old age?

Exclude anything you do in paid employment

- No
- Yes, 1 to 19 hours a week
- Yes, 20 to 34 hours a week
- Yes, 35 to 49 hours a week
- Yes, 50 hours or more a week

Save and continue

- 1 person in 8 (222,000) provide unpaid care
- 1 person in 5 (125,000) for aged 40-64
- 2,600 children aged 5-14 provide unpaid care
- 68,700 people with 50+ hours a week

**census**  
2021

# Main Statistics for Northern Ireland Phase 2

## Housing and Household results

[www.nisra.gov.uk/census2021](http://www.nisra.gov.uk/census2021)

# Cars or vans available for use

In total, how many cars or vans are owned, or available for use, by members of this household?

Include any company cars or vans available for private use

None

1

2

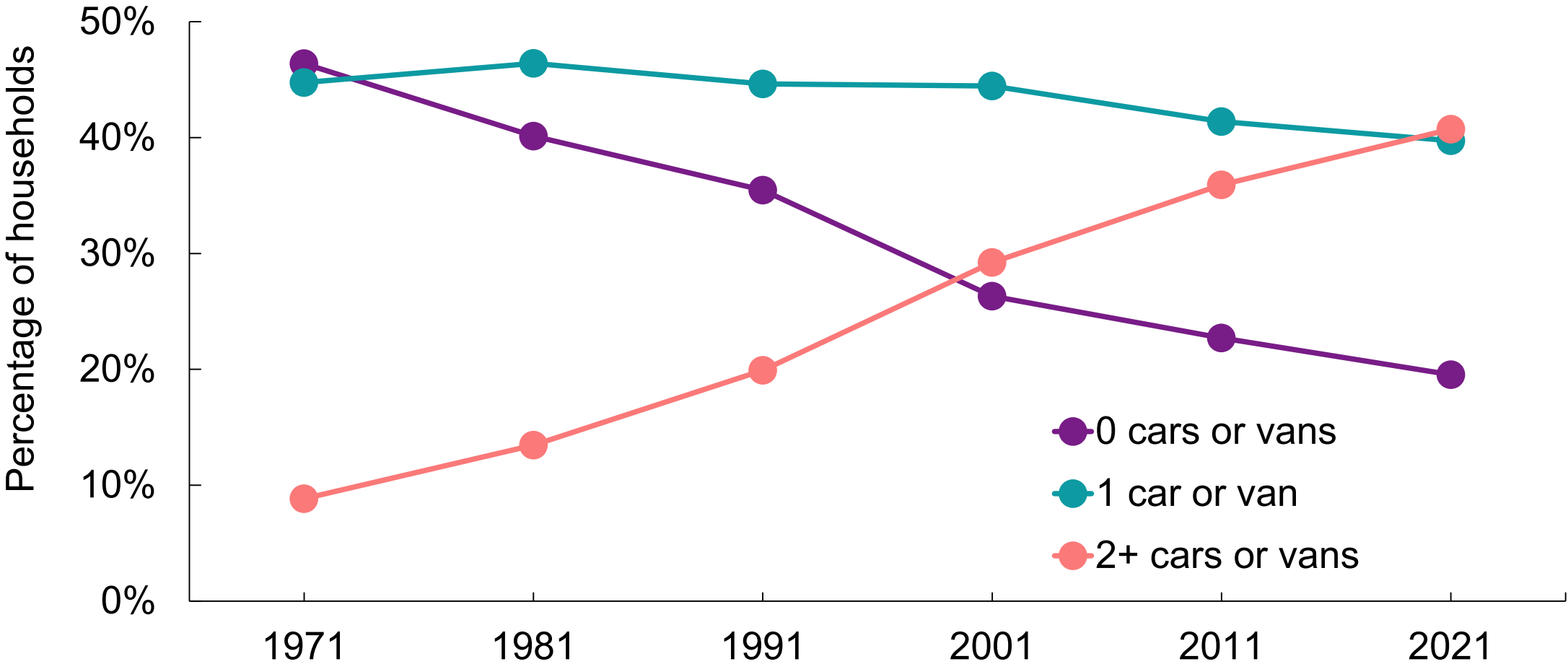
3

4 or more

Save and continue

- 1.067 million cars or vans
- first time above 1 million cars or vans in a census
- one in five households (19.5%) did not have car or van

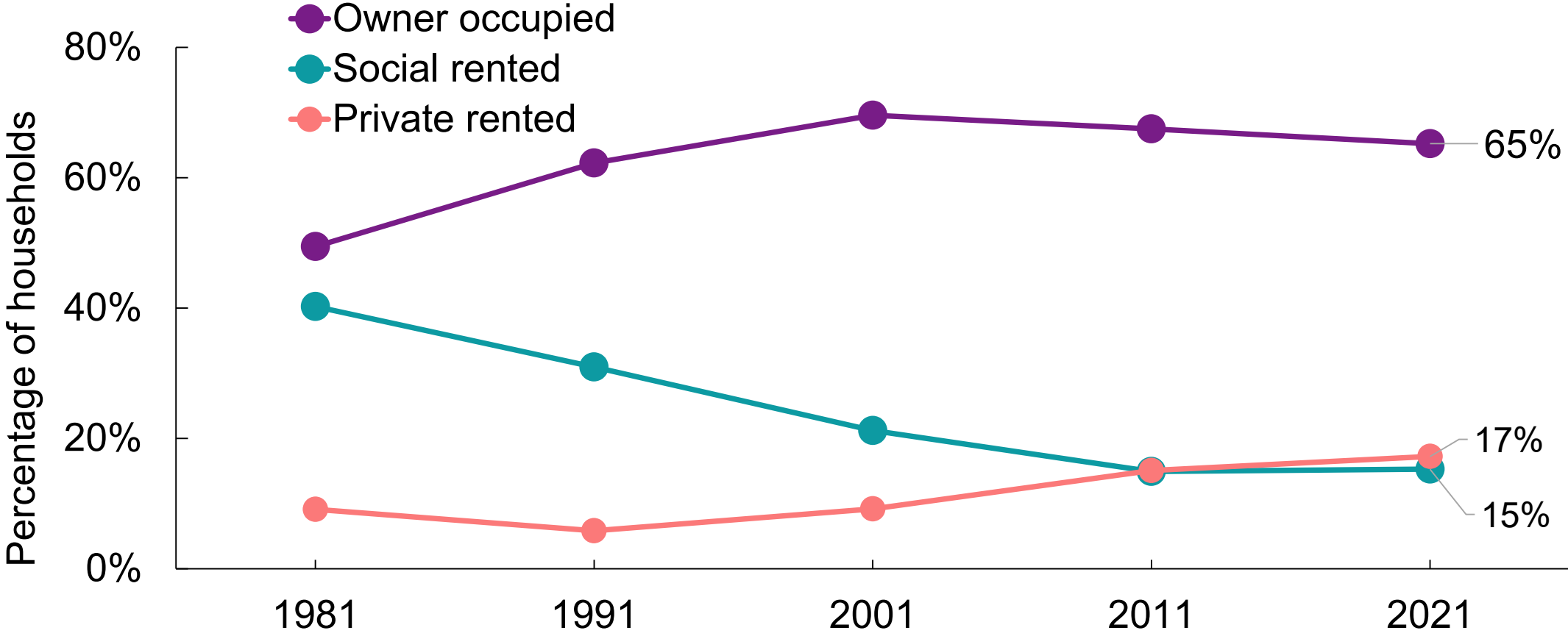
# Percentage of all households by number of cars or vans available (1971-2021 Censuses)



# Household tenure

- 500,000 households owned their home (with or without mortgage or loan)
  - 35% of households owned outright
  - 30% owned with a mortgage or loan
  - 15% social rented
  - 17% privately rented

# Percentage of households by selected tenure (1981-2021 Censuses)



# Central heating - households

What type of central heating does this accommodation have?

Include central heating systems that generate heat for multiple rooms whether or not you use them

Select all that apply

- Oil
- Mains gas
- Tank or bottled gas
- Electric  
For example storage heaters
- Wood  
For example logs or waste wood
- Solid fuel  
For example coal
- Renewable heating system
- Other central heating

or

- No central heating

- Oil 480,600 (62.5%)
- Mains gas 256,500 (33.4%)
- No central heating 2,400 (0.3%)

Marked difference across Northern Ireland



# Renewable energy systems

**Which of the following types of renewable energy systems does this address have?**

Select all that apply

Solar panels for electricity

Solar panels for heating water

Wind turbine

Other

or

No renewable energy systems

- 5% of households have one or more renewable energy systems
- 40,000 households with 48,000 systems

solar panels for electricity (24,200)

solar panels for heating water (18,600)

# What happens next

- Reports: [www.nisra.gov.uk/census2021](http://www.nisra.gov.uk/census2021)
- Interactive application: [explore.nisra.gov.uk](http://explore.nisra.gov.uk)
- Final phase of Main Statistics by 21 March 2023:
  - sexual orientation, labour market, migration, family demography
- Table Builder and more detailed geography: Spring 2023